

Алматы (7273)495-231  
Ангарск (3955)60-70-56  
Архангельск (8182)63-90-72  
Астрахань (8512)99-46-04  
Барнаул (3852)73-04-60  
Белгород (4722)40-23-64  
Благовещенск (4162)22-76-07  
Брянск (4832)59-03-52  
Владивосток (423)249-28-31  
Владикавказ (8672)28-90-48  
Владимир (4922)49-43-18  
Волгоград (844)278-03-48  
Вологда (8172)26-41-59  
Воронеж (473)204-51-73  
Екатеринбург (343)384-55-89

Иваново (4932)77-34-06  
Ижевск (3412)26-03-58  
Иркутск (395)279-98-46  
Казань (843)206-01-48  
Калининград (4012)72-03-81  
Калуга (4842)92-23-67  
Кемерово (3842)65-04-62  
Киров (8332)68-02-04  
Коломна (4966)23-41-49  
Кострома (4942)77-07-48  
Краснодар (861)203-40-90  
Красноярск (391)204-63-61  
Курск (4712)77-13-04  
Курган (3522)50-90-47  
Липецк (4742)52-20-81

Магнитогорск (3519)55-03-13  
Москва (495)268-04-70  
Мурманск (8152)59-64-93  
Набережные Челны (8552)20-53-41  
Нижний Новгород (831)429-08-12  
Новокузнецк (3843)20-46-81  
Ноябрьск (3496)41-32-12  
Новосибирск (383)227-86-73  
Омск (3812)21-46-40  
Орел (4862)44-53-42  
Оренбург (3532)37-68-04  
Пенза (8412)22-31-16  
Петрозаводск (8142)55-98-37  
Псков (8112)59-10-37

Пермь (342)205-81-47  
Ростов-на-Дону (863)308-18-15  
Рязань (4912)46-61-64  
Самара (846)206-03-16  
Саранск (8342)22-96-24  
Санкт-Петербург (812)309-46-40  
Саратов (845)249-38-78  
Севастополь (8692)22-31-93  
Симферополь (3652)67-13-56  
Смоленск (4812)29-41-54  
Сочи (862)225-72-31  
Ставрополь (8652)20-65-13  
Сургут (3462)77-98-35  
Сыктывкар (8212)25-95-17  
Тамбов (4752)50-40-97

Тверь (4822)63-31-35  
Тольятти (8482)63-91-07  
Томск (3822)98-41-53  
Тула (4872)33-79-87  
Тюмень (3452)66-21-18  
Ульяновск (8422)24-23-59  
Улан-Удэ (3012)59-97-51  
Уфа (347)229-48-12  
Хабаровск (4212)92-98-04  
Чебоксары (8352)28-53-07  
Челябинск (351)202-03-61  
Череповец (8202)49-02-64  
Чита (3022)38-34-83  
Якутск (4112)23-90-97  
Ярославль (4852)69-52-93

Россия +7(495)268-04-70

Казахстан +7(7172)727-132

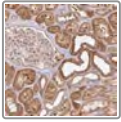
Киргизия +996(312)96-26-47

[www.sigmaaldrich.nt-rt.ru](http://www.sigmaaldrich.nt-rt.ru) | | [scx@nt-rt.ru](mailto:scx@nt-rt.ru)

# Технические характеристики на ПОЛИКЛОНАЛЬНЫЕ И МОНОКЛОНАЛЬНЫЕ АНТИТЕЛА В ОБЛАСТИ СИГНАЛЬНОЙ ТРАНСДУКЦИИ КОМПАНИИ **Sigma-Aldrich**

**Виды товаров:** антитела, обнаруженные иммуногистохимией, антитела, обнаруженные иммунофлуоресценцией, антитела, обнаруженные методом вестерн-блоттинг.

# Prestige Antibodies




## Anti-AACS antibody produced in rabbit

**Synonym(s):** Anti-ACSF1, Anti-FLJ12389, Anti-SUR-5

[All Photos](#) (2)

Product No.	Clonality	Application	Species Reactivity	Citations	SDS
<a href="#">HPA058815</a>	polyclonal	IF, IHC	human		<a href="#">View</a>

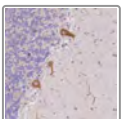


## Anti-AADAC antibody produced in rabbit

**Synonym(s):** Anti-Arylacetamide deacetylase antibody produced in rabbit

[All Photos](#) (1)

Product No.	Clonality	Application	Species Reactivity	Citations	SDS
<a href="#">HPA002911</a>	polyclonal	IHC	human	5	<a href="#">View</a>

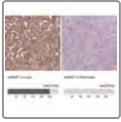


## Anti-AADACL4 antibody produced in rabbit

**Synonym(s):** Anti-arylacetamide deacetylase-like 4

[All Photos](#) (1)


Product No.	Clonality	Application	Species Reactivity	Citations	SDS
<a href="#">HPA043588</a>	polyclonal	IHC	human		<a href="#">View</a>




### Anti-AADAT antibody produced in rabbit

**Synonym(s):** Anti-Aminoadipate aminotransferase, Anti-KAT2, Anti-KATII

[All Photos](#) (7)

Product No.	Clonality	Application	Species Reactivity	Citations	SDS
<a href="#">HPA037502</a>	polyclonal	IF, IHC	human	5	 <a href="#">View</a>



### Anti-AAGAB antibody produced in rabbit

**Synonym(s):** Anti- $\alpha$ - and  $\gamma$ -adaplin binding protein, Anti-Flj11506, Anti-P34

[All Photos](#) (4)



Product No.	Clonality	Application	Species Reactivity	Citations	SDS
<a href="#">HPA040174</a>	polyclonal	IF, IHC	human	1	<a href="#">View</a>
<a href="#">HPA039371</a>	polyclonal	IHC	human		<a href="#">View</a>



### Anti-AAK1 antibody produced in rabbit

**Synonym(s):** Anti-AP2-associated protein kinase 1, Anti-Adaptor-associated kinase 1

[All Photos](#) (16)




Product No.	Clonality	Application	Species Reactivity	Citations	SDS
<a href="#">HPA020289</a>	polyclonal	IF, IHC	human		 <a href="#">View</a>
<a href="#">HPA017931</a>	polyclonal	IF, IHC	human	2	 <a href="#">View</a>

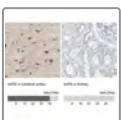


### Anti-AASS antibody produced in rabbit

**Synonym(s):** Anti-Alpha-aminoadipic semialdehyde synthase, mitochondrial, Anti-LKR, Anti-LKR/SDH, Anti-LOR, Anti-SDH


[All Photos](#) (26)

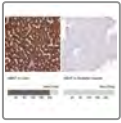
Product No.	Clonality	Application	Species Reactivity	Citations	SDS
<a href="#">HPA020728</a>	polyclonal	IF, IHC	human	4	 <a href="#">View</a>
<a href="#">HPA020734</a>	polyclonal	IF, IHC	mouse, rat, human	2	 <a href="#">View</a>
<a href="#">HPA020637</a>	polyclonal	IF, IHC	human	2	 <a href="#">View</a>



### Anti-AATK antibody produced in rabbit

## All Photos (3)



Product No.	Clonality	Application	Species Reactivity	Citations	SDS
<a href="#">HPA009073</a>	polyclonal	IHC	human	5	 <a href="#">View</a>

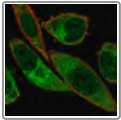


### Anti-ABAT antibody produced in rabbit

**Synonym(s):** Anti-4-aminobutyrate aminotransferase, Anti-Gabat

## All Photos (14)

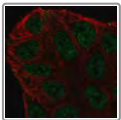
Product No.	Clonality	Application	Species Reactivity	Citations	SDS
<a href="#">HPA041528</a>	polyclonal	IHC	human	1	 <a href="#">View</a>
<a href="#">HPA041690</a>	polyclonal	IHC	human	1	 <a href="#">View</a>



### Anti-ABCA13 antibody produced in rabbit

## All Photos (1)

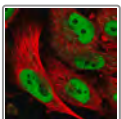
Product No.	Clonality	Application	Species Reactivity	Citations	SDS
<a href="#">HPA063601</a>	polyclonal	IF	human	1	<a href="#">View</a>



### Anti-ABCA6 antibody produced in rabbit

## All Photos (2)

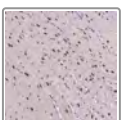
Product No.	Clonality	Application	Species Reactivity	Citations	SDS
<a href="#">HPA067180</a>	polyclonal	IF	human		<a href="#">View</a>
<a href="#">HPA064878</a>	polyclonal	IF	human		<a href="#">View</a>



### Anti-ABCA1 antibody produced in rabbit

## All Photos (1)

Product No.	Clonality	Application	Species Reactivity	Citations	SDS
<a href="#">HPA057283</a>	polyclonal	IF	human		<a href="#">View</a>




### Anti-ABCA9 antibody produced in rabbit

**Synonym(s):** EST640918, Anti-ATP-binding cassette, sub-family A (ABC1), member 9, Anti-EST640918



## All Photos (3)


Product No.	Clonality	Application	Species Reactivity	Citations	SDS
<a href="#">HPA052113</a>	polyclonal	IF	human		<a href="#">View</a>
<a href="#">HPA054823</a>	polyclonal	IHC	human		<a href="#">View</a>

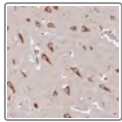


### Anti-ABCA7 antibody produced in rabbit

**Synonym(s):** Anti-ABCX, Anti-ATP-binding cassette, sub-family A (ABC1), member 7

## All Photos (6)

Product No.	Clonality	Application	Species Reactivity	Citations	SDS
<a href="#">HPA041564</a>	polyclonal	IF, IHC	human	6	 <a href="#">View</a>




### Anti-ABCA2 antibody produced in rabbit

**Synonym(s):** Anti-ABC2, Anti-ATP-binding cassette, sub-family A (ABC1), member 2

## All Photos (1)


Product No.	Clonality	Application	Species Reactivity	Citations	SDS
<a href="#">HPA042886</a>	polyclonal	IHC	human	1	<a href="#">View</a>

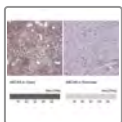


### Anti-ABCA3 antibody produced in rabbit

**Synonym(s):** Anti-ABC-C transporter antibody produced in rabbit, Anti-ATP-binding cassette 3 antibody produced in rabbit, Anti-ATP-binding cassette sub-family A member 3 antibody produced in rabbit, Anti-ATP-binding cassette transporter 3 antibody produced in rabbit

## All Photos (6)


Product No.	Clonality	Application	Species Reactivity	Citations	SDS
<a href="#">HPA007884</a>	polyclonal	IF, IHC	human	4	 <a href="#">View</a>




### Anti-ABCA8 antibody produced in rabbit

**Synonym(s):** Anti-ATP-Binding Cassette, Sub-Family A (ABC1), Member 8, Anti-KIAA0822

## All Photos (4)


Product No.	Clonality	Application	Species Reactivity	Citations	SDS
<a href="#">HPA044914</a>	polyclonal	IF, IHC	human		 <a href="#">View</a>



### Anti-ABCB11 antibody produced in rabbit

**Synonym(s):** Anti-ATP-binding cassette sub-family B member 11, Anti-Bile salt export pump

[All Photos](#) (5)

Product No.	Clonality	Application	Species Reactivity	Citations	SDS
<a href="#">HPA019035</a>	polyclonal	IHC	human	11	 <a href="#">View</a>

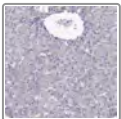


### Anti-ABCB7 antibody produced in rabbit

**Synonym(s):** Anti-ABC7, Anti-ASAT, Anti-ATP-binding cassette, sub-family B (MDR/TAP), member 7, Anti-Atm1p, Anti-EST140535


[All Photos](#) (2)

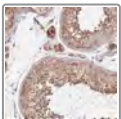
Product No.	Clonality	Application	Species Reactivity	Citations	SDS
<a href="#">HPA034982</a>	polyclonal	IF, IHC	human	9	<a href="#">View</a>



### Anti-ABCB4 antibody produced in rabbit

[All Photos](#) (4)

Product No.	Clonality	Application	Species Reactivity	Citations	SDS
<a href="#">HPA053288</a>	polyclonal	IHC	human	2	 <a href="#">View</a>

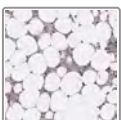


### Anti-ABCB6 antibody produced in rabbit

**Synonym(s):** Anti-ATP-Binding Cassette, Sub-Family B (MDR/TAP), Member 6, Anti-EST45597, Anti-MTABC3, Anti-Umat

[All Photos](#) (2)

Product No.	Clonality	Application	Species Reactivity	Citations	SDS
<a href="#">HPA046723</a>	polyclonal	IF, IHC	human	3	<a href="#">View</a>



### Anti-ABCB10 antibody produced in rabbit

**Synonym(s):** Anti-EST20237, Anti-M-ABC2, Anti-MTABC2

[All Photos](#) (1)

Product No.	Clonality	Application	Species Reactivity	Citations	SDS
<a href="#">HPA055175</a>	polyclonal	IHC	human		<a href="#">View</a>




### Anti-ABCB9 antibody produced in rabbit



**Photos** (2)

**Synonym(s):** Anti-ATP-binding cassette, sub-family B (MDR/TAP), member 9, Anti-EST122234, Anti-NPHP2


Product No.	Clonality	Application	Species Reactivity	Citations	SDS
<a href="#">HPA035113</a>	polyclonal	IF	human		<a href="#">View</a>
<a href="#">HPA035114</a>	polyclonal	IHC	human		<a href="#">View</a>



**All Photos** (7)

### Anti-ABCB1 antibody produced in rabbit

**Synonym(s):** Anti-ATP-binding cassette sub-family B member 1, Anti-CD243 antigen, Anti-Multidrug resistance protein 1, Anti-P-glycoprotein 1

Product No.	Clonality	Application	Species Reactivity	Citations	SDS
<a href="#">HPA002199</a>	polyclonal	IF, IHC	human	11	 <a href="#">View</a>

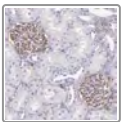


**All Photos** (5)

### Anti-ABCB8 antibody produced in rabbit

**Synonym(s):** Anti-ATP-Binding Cassette, Sub-Family B (MDR/TAP), Member 8, Anti-EST328128, Anti-M-ABC1, Anti-MABC1

Product No.	Clonality	Application	Species Reactivity	Citations	SDS
<a href="#">HPA045187</a>	polyclonal	IF, IHC	human		<a href="#">View</a>



**All Photos** (2)

### Anti-ABCC1 antibody produced in rabbit

**Synonym(s):** Anti-ATP-binding cassette sub-family C member 1, Anti-LTC4 transporter, Anti-Leukotriene C(4), Anti-Multidrug resistance-associated protein 1


Product No.	Clonality	Application	Species Reactivity	Citations	SDS
<a href="#">HPA002380</a>	polyclonal	IF, IHC	human	9	<a href="#">View</a>

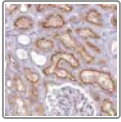


**All Photos** (6)

### Anti-ABCC3 antibody produced in rabbit

**Synonym(s):** Anti-EST90757, Anti-MLP2, Anti-MOAT-D, Anti-MRP3, Anti-cMOAT2

Product No.	Clonality	Application	Species Reactivity	Citations	SDS
<a href="#">HPA048483</a>	polyclonal	IF, IHC	human	1	 <a href="#">View</a>

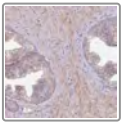


### Anti-ABCC5 antibody produced in rabbit

**Synonym(s):** Anti-ATP-binding cassette, sub-family C (CFTR/MRP), member 5, Anti-EST277145, Anti-MOAT-C, Anti-MRP5, Anti-SMRP

**All Photos (2)**

Product No.	Clonality	Application	Species Reactivity	Citations	SDS
<a href="#">HPA044067</a>	polyclonal	IF	human		<a href="#">View</a>
<a href="#">HPA052295</a>	polyclonal	IHC	human		<a href="#">View</a>

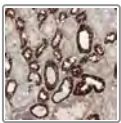


### Anti-ABCC10 antibody produced in rabbit

**Synonym(s):** Anti-ATP-binding cassette, sub-family C (CFTR/MRP), member 10, Anti-EST182763, Anti-MRP7, Anti-SIMRP7

**All Photos (2)**

Product No.	Clonality	Application	Species Reactivity	Citations	SDS
<a href="#">HPA041607</a>	polyclonal	IHC	human		<a href="#">View</a>
<a href="#">HPA045464</a>	polyclonal	IHC	human		<a href="#">View</a>



### Anti-ABCC11 antibody produced in rabbit

**Synonym(s):** Anti-MRP8, Anti-ATP-binding cassette, sub-family C (CFTR/MRP), member 11

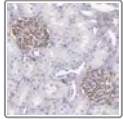
**All Photos (4)**

Product No.	Clonality	Application	Species Reactivity	Citations	SDS
<a href="#">HPA031981</a>	polyclonal	IHC	human		<a href="#">View</a>
<a href="#">HPA031980</a>	polyclonal	IHC	human	1	<a href="#">View</a>
<a href="#">HPA031982</a>	polyclonal	IHC	human		<a href="#">View</a>

## All Photos (1) **Anti-ABCC12 antibody produced in rabbit**

**Synonym(s):** Anti-Atp-binding cassette, sub-family c (cftr/mrp), member 12, Anti-Mrp9

Product No.	Clonality	Application	Species Reactivity	Citations	SDS
<a href="#">HPA043100</a>	polyclonal	IHC	human		<a href="#">View</a>

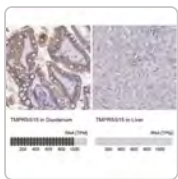


## **Anti-ABCC1 antibody produced in rabbit**

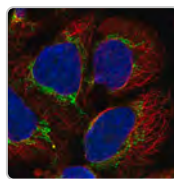
**Synonym(s):** Anti-ATP-binding cassette sub-family C member 1, Anti-LTC4 transporter, Anti-Leukotriene C(4), Anti-Multidrug resistance-associated protein 1

## All Photos (2)

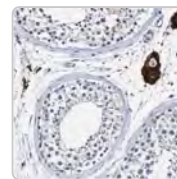
Product No.	Clonality	Application	Species Reactivity	Citations	SDS
<a href="#">HPA002380</a>	polyclonal	IF, IHC	human	9	<a href="#">View</a>



Sigma-Aldrich  
**HPA072934**  
Anti-TMPRSS15



Sigma-Aldrich  
**HPA061396**  
Anti-AARS2  
antibody...

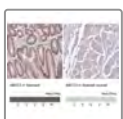


Sigma-Aldrich  
**HPA010972**  
Anti-VMA21  
antibody...

[View Price and Availability](#)

[View Price and Availability](#)


[View Price and Availability](#)




## **Anti-ABCC3 antibody produced in rabbit**

**Synonym(s):** Anti-EST90757, Anti-MLP2, Anti-MOAT-D, Anti-MRP3, Anti-cMOAT2

## All Photos (6)



Product No.	Clonality	Application	Species Reactivity	Citations	SDS
<a href="#">HPA048483</a>	polyclonal	IF, IHC	human	1	 <a href="#">View</a>

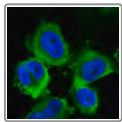


### Anti-ABCD3 antibody produced in rabbit

**Synonym(s):** Anti-PMP70, Anti-PXMP1, Anti-ZWS2, Anti-ATP-binding cassette, sub-family D (ALD), member 3

[All Photos](#) (14)

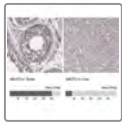
Product No.	Clonality	Application	Species Reactivity	Citations	SDS
<a href="#">HPA032026</a>	polyclonal	IF, IHC	human		 <a href="#">View</a>
<a href="#">HPA032027</a>	polyclonal	IF, IHC	human	3	 <a href="#">View</a>



### Anti-ABCE1 antibody produced in rabbit

[All Photos](#) (2)



Product No.	Clonality	Application	Species Reactivity	Citations	SDS
<a href="#">HPA036846</a>	polyclonal	IF	human		<a href="#">View</a>



### Anti-ABCF2 antibody produced in rabbit

**Synonym(s):** Anti-ABC28, Anti-ATP-binding cassette, sub-family F (GCN20), member 2, Anti-EST133090, Anti-HUSSY-18, Anti-M-ABC1, Anti-ATP-binding cassette sub-family F member 2, Anti-Iron-inhibited ABC transporter 2

[All Photos](#) (13)

Product No.	Clonality	Application	Species Reactivity	Citations	SDS
<a href="#">HPA030388</a>	polyclonal	IHC	human, rat, mouse		 <a href="#">View</a>
<a href="#">HPA021815</a>	polyclonal	IHC	human	3	<a href="#">View</a>
<a href="#">HPA020091</a>	polyclonal	IF, IHC	human, mouse, rat	3	 <a href="#">View</a>



### Anti-ABCF3 antibody produced in rabbit

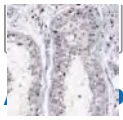
**Synonym(s):** Anti-ATP-binding cassette, sub-family F (GCN20), member 3, Anti-EST201864

[All Photos](#) (7)

Product No.	Clonality	Application	Species Reactivity	Citations	SDS
<a href="#">HPA036332</a>	polyclonal	IF, IHC	rat, mouse, human	1	<a href="#">View</a>



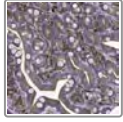
### Anti-ABCG4 antibody produced in rabbit



**Synonym(s):** Anti-ATP-binding cassette, sub-family G (WHITE), member 4, Anti-WHITE2

[Photos](#) (1)

Product No.	Clonality	Application	Species Reactivity	Citations	SDS
<a href="#">HPA040312</a>	polyclonal	IHC	human		<a href="#">View</a>




### Anti-ABCG1 antibody produced in rabbit

**Synonym(s):** Anti-ABC8, Anti-ATP-binding cassette, sub-family G (WHITE), member 1

[All Photos](#) (3)

Product No.	Clonality	Application	Species Reactivity	Citations	SDS
<a href="#">HPA031470</a>	polyclonal	IF	human	5	<a href="#">View</a>
<a href="#">HPA031471</a>	polyclonal	IHC	human	4	<a href="#">View</a>

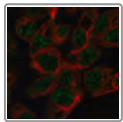


### Anti-ABCG8 antibody produced in rabbit

**Synonym(s):** Anti-ATP-binding cassette sub-family G member 8, Anti-Sterolin-2

[All Photos](#) (1)

Product No.	Clonality	Application	Species Reactivity	Citations	SDS
<a href="#">HPA019556</a>	polyclonal	IHC	human	7	<a href="#">View</a>

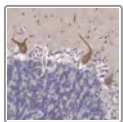


### Anti-ABCG5 antibody produced in rabbit

**Synonym(s):** Anti-ATP-binding cassette sub-family G member 5, Anti-Sterolin-1

[All Photos](#) (1)


Product No.	Clonality	Application	Species Reactivity	Citations	SDS
<a href="#">HPA016514</a>	polyclonal	IF	human	1	<a href="#">View</a>

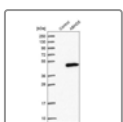


### Anti-ABHD4 antibody produced in rabbit

**Synonym(s):** Anti- $\alpha/\beta$ -Hydrolase 4 antibody produced in rabbit, Anti-lyso-N-Acylphosphatidylethanolamine lipase antibody produced in rabbit, Anti-Abhydrolase domain-containing protein 4 antibody produced in rabbit

[All Photos](#) (3)



Product No.	Clonality	Application	Species Reactivity	Citations	SDS
<a href="#">HPA000600</a>	polyclonal	IF, IHC	human	3	 <a href="#">View</a>

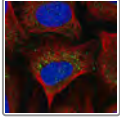


### Anti-ABHD5 antibody produced in rabbit

**Synonym(s):** Anti-Abhydrolase domain containing 5, Anti-CGI-58, Anti-NCIE2

## All Photos (11)

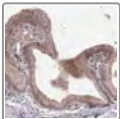
Product No.	Clonality	Application	Species Reactivity	Citations	SDS
<a href="#">HPA035851</a>	polyclonal	IF, IHC	human	1	 <a href="#">View</a>
<a href="#">HPA035852</a>	polyclonal	IHC	human	1	 <a href="#">View</a>



### Anti-ABI1 antibody produced in rabbit

## All Photos (3)

Product No.	Clonality	Application	Species Reactivity	Citations	SDS
<a href="#">HPA068407</a>	polyclonal	IF	human		<a href="#">View</a>
<a href="#">HPA029973</a>	polyclonal	IF	human		<a href="#">View</a>



### Anti-ABL2 antibody produced in rabbit

**Synonym(s):** ABLL, ARG

## All Photos (5)

Product No.	Clonality	Application	Species Reactivity	Citations	SDS
<a href="#">HPA072754</a>	polyclonal	IHC	human		<a href="#">View</a>



### Anti-ABL1 antibody produced in rabbit

**Synonym(s):** Anti-ABL, Anti-JTK7, Anti-c-ABL, Anti-c-abl oncogene 1, receptor tyrosine kinase, Anti-p150, Anti-Abelson murine leukemia viral oncogene homolog 1, Anti-Proto-oncogene tyrosine-protein kinase ABL1

## All Photos (5)

Product No.	Clonality	Application	Species Reactivity	Citations	SDS
<a href="#">HPA028409</a>	polyclonal	IF, IHC	human	1	<a href="#">View</a>
<a href="#">HPA027251</a>	polyclonal	IHC	human	2	<a href="#">View</a>
<a href="#">HPA027280</a>	polyclonal	IF, IHC	human	2	<a href="#">View</a>



### Anti-ABLIM1 antibody produced in rabbit

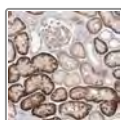
**Synonym(s):** Anti-ABLIM, Anti-Actin binding LIM protein 1, Anti-LIMAB1, Anti-Limatin

## All Photos (4)

Product No.	Clonality	Application	Species Reactivity	Citations	SDS
<a href="#">HPA038951</a>	polyclonal	IHC	human		<a href="#">View</a>



Product No.	Clonality	Application	Species Reactivity	Citations	SDS
<a href="#">HPA038952</a>	polyclonal	IHC	human		<a href="#">View</a>

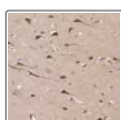


### Anti-ABLIM2 antibody produced in rabbit

**Synonym(s):** Anti-H37, Anti-KIAA1808, Anti-LUCA15, Anti-actin binding LIM protein family, member 2

[All Photos](#) (2)

Product No.	Clonality	Application	Species Reactivity	Citations	SDS
<a href="#">HPA035808</a>	polyclonal	IHC	human	1	<a href="#">View</a>



### Anti-ABLIM3 antibody produced in rabbit

**Synonym(s):** Anti-Actin-binding LIM protein 3 antibody produced in rabbit, Anti-Actin-binding LIM protein family member 3 antibody produced in rabbit, Anti-abLIM-3 antibody produced in rabbit

[All Photos](#) (3)

Product No.	Clonality	Application	Species Reactivity	Citations	SDS
<a href="#">HPA003245</a>	polyclonal	IF, IHC	human	2	<a href="#">View</a>

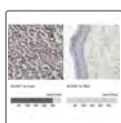


### Anti-ABR antibody produced in rabbit

**Synonym(s):** Anti-MDB, Anti-active BCR-related

[All Photos](#) (3)



Product No.	Clonality	Application	Species Reactivity	Citations	SDS
<a href="#">HPA053618</a>	polyclonal	IF	human		<a href="#">View</a>
<a href="#">HPA054824</a>	polyclonal	IHC	human		<a href="#">View</a>

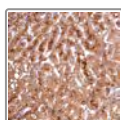


### Anti-ACAA1 antibody produced in rabbit

**Synonym(s):** Anti-β-Ketothiolase antibody produced in rabbit, Anti-3-Ketoacyl-CoA thiolase, peroxisomal precursor antibody produced in rabbit, Anti-Acetyl-CoA acyltransferase antibody produced in rabbit, Anti-Peroxisomal 3-oxoacyl-CoA thiolase antibody produced in rabbit

[All Photos](#) (16)

Product No.	Clonality	Application	Species Reactivity	Citations	SDS
<a href="#">HPA007244</a>	polyclonal	IF, IHC	human, rat, mouse	10	 <a href="#">View</a>
<a href="#">HPA006764</a>	polyclonal	IF, IHC	rat, mouse, human	4	 <a href="#">View</a>




### Anti-ACAA2 antibody produced in rabbit

**Synonym(s):** Anti-Acetyl-coa acyltransferase 2, Anti-Dsaec

## All Photos (7)


Product No.	Clonality	Application	Species Reactivity	Citations	SDS
<a href="#">HPA042303</a>	polyclonal	IF, IHC	rat, human, mouse	1	<a href="#">View</a>



### Anti-ACACA antibody produced in rabbit

**Synonym(s):** Anti-ACAC, Anti-ACC, Anti-ACC1

## All Photos (7)



Product No.	Clonality	Application	Species Reactivity	Citations	SDS
<a href="#">HPA036650</a>	polyclonal	IF	human		<a href="#">View</a>
<a href="#">HPA063018</a>	polyclonal	IHC	human		<a href="#">View</a>

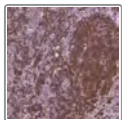


### Anti-ACAD9 antibody produced in rabbit

**Synonym(s):** Anti-Acyl-CoA dehydrogenase family, member 9, Anti-MGC14452, Anti-NPD002

## All Photos (6)

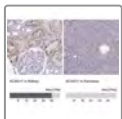
Product No.	Clonality	Application	Species Reactivity	Citations	SDS
<a href="#">HPA046720</a>	polyclonal	IF	human		<a href="#">View</a>
<a href="#">HPA037716</a>	polyclonal	IF, IHC	human	1 	<a href="#">View</a>



### Anti-ACAD10 antibody produced in rabbit

## All Photos (2)


Product No.	Clonality	Application	Species Reactivity	Citations	SDS
<a href="#">HPA067222</a>	polyclonal	IHC	human		<a href="#">View</a>

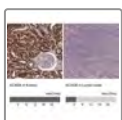


### Anti-ACAD11 antibody produced in rabbit

**Synonym(s):** Anti-FLJ12592, Anti-acyl-CoA dehydrogenase family, member 11

## All Photos (5)


Product No.	Clonality	Application	Species Reactivity	Citations	SDS
<a href="#">HPA048317</a>	polyclonal	IHC	human		<a href="#">View</a>




### Anti-ACAD8 antibody produced in rabbit

**Synonym(s):** Anti-acyl-CoA dehydrogenase family, member 8

## All Photos (8)


Product No.	Clonality	Application	Species Reactivity	Citations	SDS
<a href="#">HPA040689</a>	polyclonal	IHC	human		<a href="#">View</a>
<a href="#">HPA043903</a>	polyclonal	IHC	human	1	 <a href="#">View</a>




### Anti-ACADL antibody produced in rabbit

**Synonym(s):** Anti-LCAD, Anti-Long-chain specific acyl-CoA dehydrogenase, mitochondrial precursor

## All Photos (7)



Product No.	Clonality	Application	Species Reactivity	Citations	SDS
<a href="#">HPA011990</a>	polyclonal	IHC	mouse, rat, human	4	 <a href="#">View</a>



### Anti-ACADM antibody produced in rabbit

**Synonym(s):** Anti-MCAD antibody produced in rabbit, Anti-Medium-chain specific acyl-CoA dehydrogenase, mitochondrial precursor antibody produced in rabbit, Anti-MCAD, Anti-Medium-chain specific acyl-CoA dehydrogenase, mitochondrial

## All Photos (13)


Product No.	Clonality	Application	Species Reactivity	Citations	SDS
<a href="#">HPA006198</a>	polyclonal	IF, IHC	human	3	 <a href="#">View</a>
<a href="#">HPA026542</a>	polyclonal	IHC	human		 <a href="#">View</a>



### Anti-ACADS antibody produced in rabbit


**Synonym(s):** Anti-Butyryl-CoA dehydrogenase, Anti-SCAD, Anti-Short-chain specific acyl-CoA dehydrogenase, mitochondrial

## All Photos (9)

Product No.	Clonality	Application	Species Reactivity	Citations	SDS
<a href="#">HPA022271</a>	polyclonal	IF, IHC	human	3	 <a href="#">View</a>

## All Photos (6) **Anti-ACADSB antibody produced in rabbit**

**Synonym(s):** Anti-ACAD7, Anti-SBCAD, Anti-acyl-CoA dehydrogenase, short/branched chain



Product No.	Clonality	Application	Species Reactivity	Citations	SDS
<a href="#">HPA041458</a>	polyclonal	IF, IHC	human	1	 <a href="#">View</a>



## **Anti-ACADVL antibody produced in rabbit**

**Synonym(s):** Anti-VLCAD, Anti-Very long-chain specific acyl-CoA dehydrogenase, mitochondrial



## All Photos (16)

Product No.	Clonality	Application	Species Reactivity	Citations	SDS
<a href="#">HPA019006</a>	polyclonal	IF, IHC	rat, human, mouse	4	 <a href="#">View</a>
<a href="#">HPA020595</a>	polyclonal	IHC	human	4	 <a href="#">View</a>



## **Anti-ACAN antibody produced in rabbit**

## All Photos (10)

Product No.	Clonality	Application	Species Reactivity	Citations	SDS
<a href="#">HPA038241</a>	polyclonal	IHC	human		<a href="#">View</a>
<a href="#">HPA038242</a>	polyclonal	IHC	human		<a href="#">View</a>

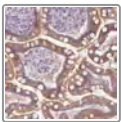


### Anti-ACAP2 antibody produced in rabbit

**Synonym(s):** Anti-ArfGAP with coiled-coil, ankyrin repeat and PH domains 2, Anti-CENTB2, Anti-CNT-B2, Anti-KIAA0041

## All Photos (4)

Product No.	Clonality	Application	Species Reactivity	Citations	SDS
<a href="#">HPA034807</a>	polyclonal	IHC	human		<a href="#">View</a>
<a href="#">HPA034808</a>	polyclonal	IF, IHC	human		<a href="#">View</a>

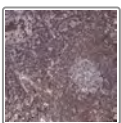


### Anti-ACAP3 antibody produced in rabbit

**Synonym(s):** Anti-ArfGAP with coiled-coil, ankyrin repeat and PH domains 3, Anti-CENTB5, Anti-KIAA1716

## All Photos (2)

Product No.	Clonality	Application	Species Reactivity	Citations	SDS
<a href="#">HPA058381</a>	polyclonal	IF	human		<a href="#">View</a>
<a href="#">HPA049317</a>	polyclonal	IHC	human		<a href="#">View</a>



### Anti-ACAP1 antibody produced in rabbit

**Synonym(s):** CENTB1, KIAA0050

## All Photos (2)


Product No.	Clonality	Application	Species Reactivity	Citations	SDS
<a href="#">HPA075570</a>	polyclonal	IF, IHC	human		<a href="#">View</a>





### Anti-ACAT1 antibody produced in rabbit

**Synonym(s):** ACAT, THIL

## All Photos (17)

Product No.	Clonality	Application	Species Reactivity	Citations	SDS
<a href="#">HPA007569</a>	polyclonal	IF, IHC	human	4	 <a href="#">View</a>


Product No.	Clonality	Application	Species Reactivity	Citations	SDS
<a href="#">HPA004428</a>	polyclonal	IF, IHC	mouse, human, rat	11	 <a href="#">View</a>

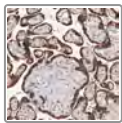


### Anti-ACBD3 antibody produced in rabbit

**Synonym(s):** Anti-Acyl-CoA-binding domain-containing protein 3, Anti-GOCAP1, Anti-GOLPH1, Anti-Golgi complex-associated protein 1, Anti-Golgi phosphoprotein 1, Anti-Golgi resident protein GCP60, Anti-PBR- and PKA-associated protein 7, Anti-Peripheral benzodiazepine receptor-associated protein PAP7

[All Photos](#) (4)

Product No.	Clonality	Application	Species Reactivity	Citations	SDS
<a href="#">HPA015594</a>	polyclonal	IF, IHC	human	10	 <a href="#">View</a>

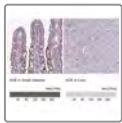


### Anti-ACBD6 antibody produced in rabbit

**Synonym(s):** Anti-MGC2404

[All Photos](#) (1)


Product No.	Clonality	Application	Species Reactivity	Citations	SDS
<a href="#">HPA028179</a>	polyclonal	IHC	human		<a href="#">View</a>



### Anti-ACE antibody produced in rabbit

**Synonym(s):** Anti-ACE1, Anti-Angiotensin I converting enzyme (peptidyl-dipeptidase A) 1, Anti-CD143, Anti-DCP1

[All Photos](#) (7)

Product No.	Clonality	Application	Species Reactivity	Citations	SDS
<a href="#">HPA069790</a>	polyclonal	IF	human		<a href="#">View</a>
<a href="#">HPA029298</a>	polyclonal	IHC	human	3	 <a href="#">View</a>



### Anti-ACER3 antibody produced in rabbit

**Synonym(s):** APHC, FLJ11238, PHCA

[All Photos](#) (1)

Product No.	Clonality	Application	Species Reactivity	Citations	SDS
<a href="#">HPA070087</a>	polyclonal	IHC	human		<a href="#">View</a>



### Anti-ACKR3 antibody produced in rabbit

[All Photos](#) (2)





Product No.	Clonality	Application	Species Reactivity	Citations	SDS
<a href="#">HPA032003</a>	polyclonal	IF	human		<a href="#">View</a>

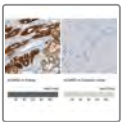


### Anti-ACLY antibody produced in rabbit

**Synonym(s):** Anti-ATP-citrate (pro-S-, Anti-ATP-citrate synthase, Anti-Citrate cleavage enzyme, Anti-ACL, Anti-ATP citrate lyase, Anti-ATPCL, Anti-CLATP

[All Photos](#) (34)



Product No.	Clonality	Application	Species Reactivity	Citations	SDS
<a href="#">HPA022953</a>	polyclonal	IF, IHC	rat, mouse, human	2	 <a href="#">View</a>
<a href="#">HPA022434</a>	polyclonal	IF, IHC	human, rat, mouse	5	 <a href="#">View</a>
<a href="#">HPA022959</a>	polyclonal	IHC	mouse, rat, human	2	 <a href="#">View</a>
<a href="#">HPA028758</a>	polyclonal	IHC	human, rat, mouse	1	 <a href="#">View</a>



### Anti-ACMSD antibody produced in rabbit

**Synonym(s):** Anti-2-amino-3-carboxymuconate-6-semialdehyde decarboxylase

[All Photos](#) (8)


Product No.	Clonality	Application	Species Reactivity	Citations	SDS
<a href="#">HPA011179</a>	polyclonal	IHC	human	4	 <a href="#">View</a>
<a href="#">HPA010533</a>	polyclonal	IHC	human	4	 <a href="#">View</a>



### Anti-ACO1 antibody produced in rabbit

**Synonym(s):** Anti-Aconitase, Anti-Citrate hydro-lyase, Anti-Cytoplasmic aconitase hydratase, Anti-IRE-BP 1, Anti-IRP1, Anti-Iron-responsive element-binding protein 1

[All Photos](#) (7)


Product No.	Clonality	Application	Species Reactivity	Citations	SDS
<a href="#">HPA024157</a>	polyclonal	IHC	human		<a href="#">View</a>
<a href="#">HPA019371</a>	polyclonal	IF, IHC	mouse, human, rat	9	 <a href="#">View</a>

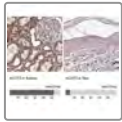


### Anti-ACO2 antibody produced in rabbit

**Synonym(s):** Anti-Aconitase antibody produced in rabbit, Anti-Aconitase hydratase, mitochondrial precursor antibody produced in rabbit, Anti-Citrate hydro-lyase antibody produced in rabbit

[All Photos](#) (9)


Product No.	Clonality	Application	Species Reactivity	Citations	SDS
<a href="#">HPA001097</a>	polyclonal	IF, IHC	rat, mouse, human	12	 <a href="#">View</a>

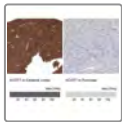


### Anti-ACOT2

**Synonym(s):** Mte1, ZAP128

[All Photos](#) (4)



Product No.	Clonality	Application	Species Reactivity	Citations	SDS
<a href="#">HPA060170</a>	polyclonal	IHC, WB	human		 <a href="#">View</a>



### Anti-ACOT7 antibody produced in rabbit

**Synonym(s):** Anti-Acyl-CoA thioesterase 7, Anti-CTE-II, Anti-CTE-IIa, Anti-Cytosolic acyl coenzyme A thioester hydrolase, Anti-Long chain acyl-CoA thioester hydrolase

[All Photos](#) (15)

Product No.	Clonality	Application	Species Reactivity	Citations	SDS
<a href="#">HPA025735</a>	polyclonal	IF, IHC	human	6	 <a href="#">View</a>
<a href="#">HPA025762</a>	polyclonal	IHC	human	6	 <a href="#">View</a>

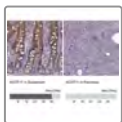


### Anti-ACOT9 antibody produced in rabbit

**Synonym(s):** Anti-ACATE2, Anti-Acyl-CoA thioesterase 9, Anti-CGI-16, Anti-MT-ACT48


[All Photos](#) (3)

Product No.	Clonality	Application	Species Reactivity	Citations	SDS
<a href="#">HPA035533</a>	polyclonal	IF, IHC	human		<a href="#">View</a>



### Anti-ACOT11 antibody produced in rabbit

[All Photos](#) (5)

Product No.	Clonality	Application	Species Reactivity	Citations	SDS
<a href="#">HPA041047</a>	polyclonal	IF, IHC	human		 <a href="#">View</a>



### Anti-ACOT4 antibody produced in rabbit

**Synonym(s):** Anti-Acyl-CoA thioesterase 4 antibody produced in rabbit, Anti-PTE-2b antibody produced in rabbit, Anti-PTE-1b antibody produced in rabbit, Anti-Peroxisomal acyl coenzyme A thioester hydrolase 1b antibody produced in rabbit, Anti-Peroxisomal long-chain acyl-coA thioesterase 1b antibody produced in rabbit

[All Photos](#) (5)






Product No.	Clonality	Application	Species Reactivity	Citations	SDS
<a href="#">HPA000779</a>	polyclonal	IHC	human	2	<a href="#">View</a>



### Anti-ACOX2 antibody produced in rabbit

[All Photos](#) (15)

Product No.	Clonality	Application	Species Reactivity	Citations	SDS
<a href="#">HPA064845</a>	polyclonal	IF, IHC	human	6	 <a href="#">View</a>
<a href="#">HPA038280</a>	polyclonal	IHC	human	2	 <a href="#">View</a>



### Anti-ACOX3 antibody produced in rabbit

**Synonym(s):** Anti-Acyl-CoA oxidase 3, pristanoyl

[All Photos](#) (2)

Product No.	Clonality	Application	Species Reactivity	Citations	SDS
<a href="#">HPA035841</a>	polyclonal	IHC	human		<a href="#">View</a>



### Anti-ACOX1 antibody produced in rabbit

**Synonym(s):** Anti-MU-4, Anti-MU-ARP2, Anti-PALMCOX, Anti-acyl-Coenzyme A oxidase 1, palmitoyl, Anti-AOX, Anti-Palmitoyl-CoA oxidase, Anti-Peroxisomal acyl-coenzyme A oxidase 1, Anti-SCOX, Anti-Straight-chain acyl-CoA oxidase

[All Photos](#) (16)

Product No.	Clonality	Application	Species Reactivity	Citations	SDS
<a href="#">HPA028759</a>	polyclonal	IHC	human		<a href="#">View</a>
<a href="#">HPA021195</a>	polyclonal	IF, IHC	human	5	<a href="#">View</a>
<a href="#">HPA021192</a>	polyclonal	IF, IHC	human	3	<a href="#">View</a>



### Anti-ACP1 antibody produced in rabbit

**Synonym(s):** Anti-Adipocyte acid phosphatase, Anti-LMW-PTP, Anti-LMW-PTPase, Anti-Low molecular weight cytosolic acid phosphatase, Anti-Low molecular weight phosphotyrosine protein phosphatase, Anti-Red cell acid phosphatase 1

[All Photos](#) (3)

Product No.	Clonality	Application	Species Reactivity	Citations	SDS
<a href="#">HPA016754</a>	polyclonal	IHC	mouse, rat, human	2	<a href="#">View</a>



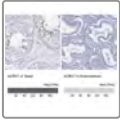
### Anti-ACP6 antibody produced in rabbit



**Synonym(s):** Anti-ACPL1, Anti-LPAP, Anti-acid phosphatase 6, lysophosphatidic

[Photos](#) (2)



Product No.	Clonality	Application	Species Reactivity	Citations	SDS
<a href="#">HPA028560</a>	polyclonal	IHC	human		<a href="#">View</a>

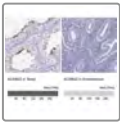


### Anti-ACRV1 antibody produced in rabbit

**Synonym(s):** Anti-D11S4365, Anti-SP-10, Anti-SPACA2, Anti-Acrosomal vesicle protein 1

[All Photos](#) (16)



Product No.	Clonality	Application	Species Reactivity	Citations	SDS
<a href="#">HPA038718</a>	polyclonal	IHC	human		 <a href="#">View</a>
<a href="#">HPA038719</a>	polyclonal	IHC	human	1	 <a href="#">View</a>



### Anti-ACSBG2 antibody produced in rabbit

**Synonym(s):** Anti-Acyl-coa synthetase bubblegum family member 2, Anti-Bgr, Anti-Dkfzp434k1635, Anti-Prtd-ny3, Anti-BGR, Anti-DKFZp434K1635, Anti-PRTD-NY3

[All Photos](#) (7)



Product No.	Clonality	Application	Species Reactivity	Citations	SDS
<a href="#">HPA043421</a>	polyclonal	IF, IHC	human		 <a href="#">View</a>
<a href="#">HPA051013</a>	polyclonal	IHC	human		 <a href="#">View</a>



### Anti-ACSBG1 antibody produced in rabbit

**Synonym(s):** Anti-BG1, Anti-BGM, Anti-FLJ30320, Anti-MGC14352, Anti-hBG1, Anti-hsBG

[All Photos](#) (4)


Product No.	Clonality	Application	Species Reactivity	Citations	SDS
<a href="#">HPA058869</a>	polyclonal	IF, WB	human		 <a href="#">View</a>
<a href="#">HPA041642</a>	polyclonal	IHC, WB	human		 <a href="#">View</a>



### Anti-ACSF2 antibody produced in rabbit

**Synonym(s):** Anti-ACSMW, Anti-FLJ20920, Anti-acyl-CoA synthetase family member 2


[All Photos](#) (5)


Product No.	Clonality	Application	Species Reactivity	Citations	SDS
<a href="#">HPA024693</a>	polyclonal	IF, IHC	human		 <a href="#">View</a>

**All**  
**Photos** (6)

**Anti-ACSL3 antibody produced in rabbit**

**Synonym(s):** Anti-LACS 3, Anti-Long-chain acyl-CoA synthetase 3, Anti-Long-chain-fatty-acid--CoA ligase 3


Product No.	Clonality	Application	Species Reactivity	Citations	SDS
<a href="#">HPA071021</a>	polyclonal	IF	human	1	<a href="#">View</a>
<a href="#">HPA011315</a>	polyclonal	IHC	human	3	 <a href="#">View</a>

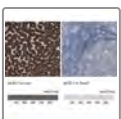


**Anti-ACSL5 antibody produced in rabbit**

**Synonym(s):** Anti-ACS2, Anti-ACS5, Anti-FACL5

**All Photos** (6)

Product No.	Clonality	Application	Species Reactivity	Citations	SDS
<a href="#">HPA007162</a>	polyclonal	IF, IHC	human		<a href="#">View</a>





**Anti-ACSL1 antibody produced in rabbit**

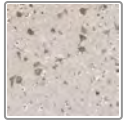
**Synonym(s):** Anti-ACS1, Anti-Acyl- CoA synthetase 1, Anti-LACS 1, Anti-LACS 2, Anti-Long-chain acyl-CoA synthetase 1, Anti-Long-chain acyl-CoA synthetase 2, Anti-Long-chain fatty acid-CoA ligase 2, Anti-Long-

**All**

chain-fatty-acid--CoA ligase 1, Anti-Palmitoyl-CoA ligase 1, Anti-Palmitoyl-CoA ligase 2

**Photos (18)**


Product No.	Clonality	Application	Species Reactivity	Citations	SDS
<a href="#">HPA011964</a>	polyclonal	IF, IHC	human	1	 <a href="#">View</a>
<a href="#">HPA011316</a>	polyclonal	IF, IHC	human	4	 <a href="#">View</a>

**Anti-ACSL4 antibody produced in rabbit**

**Synonym(s):** Anti-LACS 4 antibody produced in rabbit, Anti-Long-chain acyl-CoA synthetase 4 antibody produced in rabbit, Anti-Long-chain-acyl-CoA synthetase 4 antibody produced in rabbit, Anti-Long-chain-fatty-acid--CoA ligase 4 antibody produced in rabbit

**All****Photos (6)**

Product No.	Clonality	Application	Species Reactivity	Citations	SDS
<a href="#">HPA000286</a>	polyclonal	IF	human		<a href="#">View</a>
<a href="#">HPA005552</a>	polyclonal	IHC	human	5	<a href="#">View</a>

**Anti-ACSM5 antibody produced in rabbit**

**Synonym(s):** Anti-Acyl-Coa Synthetase Medium-Chain Family Member 5, Anti-FLJ20581

**All Photos (1)**

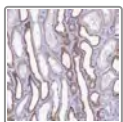
Product No.	Clonality	Application	Species Reactivity	Citations	SDS
<a href="#">HPA041435</a>	polyclonal	IHC	human		<a href="#">View</a>

**Anti-ACSM3 antibody produced in rabbit**

**Synonym(s):** Anti-Acyl-CoA synthase medium-chain family member 3, Anti-SA, Anti-SAH

**All Photos (1)**

Product No.	Clonality	Application	Species Reactivity	Citations	SDS
<a href="#">HPA041013</a>	polyclonal	IHC	human	4	<a href="#">View</a>

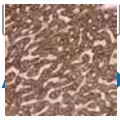
**Anti-ACSM1 antibody produced in rabbit**

**Synonym(s):** Anti-Acyl-Coa Synthetase Medium-Chain Family Member 1, Anti-BUCS1, Anti-MACS1

**All Photos (1)**

Product No.	Clonality	Application	Species Reactivity	Citations	SDS
<a href="#">HPA046291</a>	polyclonal	IHC	human		<a href="#">View</a>

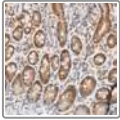
**Anti-ACSM4 antibody produced in rabbit**



**Synonym(s):** Anti-acyl-CoA synthetase medium-chain family member 4

[Photos](#) (1)

Product No.	Clonality	Application	Species Reactivity	Citations	SDS
<a href="#">HPA049895</a>	polyclonal	IHC	human		<a href="#">View</a>

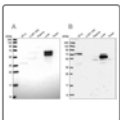


### Anti-ACSS2 antibody produced in rabbit

**Synonym(s):** Anti-ACS antibody produced in rabbit, Anti-AceCS antibody produced in rabbit, Anti-Acetate-CoA ligase antibody produced in rabbit, Anti-Acetyl-CoA synthetase antibody produced in rabbit, Anti-Acetyl-coenzyme A synthetase, cytoplasmic antibody produced in rabbit, Anti-Acyl-CoA synthetase short-chain family member 2 antibody produced in rabbit, Anti-Acyl-activating enzyme antibody produced in rabbit

[All Photos](#) (6)


Product No.	Clonality	Application	Species Reactivity	Citations	SDS
<a href="#">HPA004141</a>	polyclonal	IF, IHC	human	4	<a href="#">View</a>



### Anti-ACSS3 antibody produced in rabbit

**Synonym(s):** Anti-FLJ21963, Anti-acyl-CoA synthetase short-chain family member 3

[All Photos](#) (5)

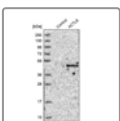
Product No.	Clonality	Application	Species Reactivity	Citations	SDS
<a href="#">HPA061517</a>	polyclonal	IF	human		<a href="#">View</a>
<a href="#">HPA047956</a>	polyclonal	IHC	human		 <a href="#">View</a>
<a href="#">HPA039353</a>	polyclonal	IHC	human		<a href="#">View</a>



### Anti-ACTB antibody produced in rabbit

[All Photos](#) (7)


Product No.	Clonality	Application	Species Reactivity	Citations	SDS
<a href="#">HPA041271</a>	polyclonal	IHC	human		<a href="#">View</a>
<a href="#">HPA041264</a>	polyclonal	IHC	mouse, human, rat	2	<a href="#">View</a>

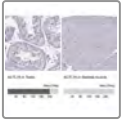


### Anti-ACTL8 antibody produced in rabbit

**Synonym(s):** Anti-Actin-like protein 8, Anti-CT57, Anti-Cancer/testis antigen 57

[All Photos](#) (2)

Product No.	Clonality	Application	Species Reactivity	Citations	SDS
<a href="#">HPA027176</a>	polyclonal	IF, IHC (p), WB	human		 <a href="#">View</a>

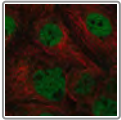


### Anti-CTL7A antibody produced in rabbit

**Synonym(s):** Anti-Actin-like protein 7A

[All Photos](#) (5)

Product No.	Clonality	Application	Species Reactivity	Citations	SDS
<a href="#">HPA021624</a>	polyclonal	IHC	human	1	<a href="#">View</a>



### Anti-CTL6A antibody produced in rabbit

[All Photos](#) (2)

Product No.	Clonality	Application	Species Reactivity	Citations	SDS
<a href="#">HPA018671</a>	polyclonal	IF	human		<a href="#">View</a>




### Anti-CTL7B antibody produced in rabbit

**Synonym(s):** Anti-Actin-like protein 7B

[All Photos](#) (14)

Product No.	Clonality	Application	Species Reactivity	Citations	SDS
<a href="#">HPA021803</a>	polyclonal	IHC	human	3	<a href="#">View</a>
<a href="#">HPA024664</a>	polyclonal	IHC	human	3	<a href="#">View</a>



### Anti-ACTN4 antibody produced in rabbit

**Synonym(s):** Anti- $\alpha$ -Actinin-4 antibody produced in rabbit, Anti-F-actin cross-linking protein antibody produced in rabbit, Anti-Non-muscle  $\alpha$ -actinin 4 antibody produced in rabbit

[All Photos](#) (4)

Product No.	Clonality	Application	Species Reactivity	Citations	SDS
<a href="#">HPA001873</a>	polyclonal	IF, IHC	mouse, human, rat	10	<a href="#">View</a>



### Anti-ACTN2 antibody produced in rabbit

**Synonym(s):** Anti-Alpha-actinin skeletal muscle isoform 2, Anti-Alpha-actinin-2, Anti-F-actin cross-linking protein

[All Photos](#) (3)


Product No.	Clonality	Application	Species Reactivity	Citations	SDS
<a href="#">HPA008315</a>	polyclonal	IHC	human	6	<a href="#">View</a>

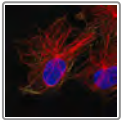


## Anti-ACTN1 antibody produced in rabbit

**Synonym(s):** Anti- $\alpha$ -Actinin cytoskeletal isoform antibody produced in rabbit, Anti- $\alpha$ -Actinin-1 antibody produced in rabbit, Anti-F-actin cross-linking protein antibody produced in rabbit, Anti-Non-muscle  $\alpha$ -actinin-1 antibody produced in rabbit

[All Photos](#) (5)

Product No.	Clonality	Application	Species Reactivity	Citations	SDS
<a href="#">HPA006035</a>	polyclonal	IHC	human, rat, mouse	4	 <a href="#">View</a>



## Anti-ACTR1A antibody produced in rabbit

[All Photos](#) (1)

Product No.	Clonality	Application	Species Reactivity	Citations	SDS
<a href="#">HPA047443</a>	polyclonal	IF	human		<a href="#">View</a>

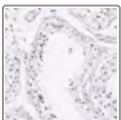


## Anti-ACTR3C antibody produced in rabbit

**Synonym(s):** Anti-ARP11, Anti-ARP3 actin-related protein 3 homolog C (yeast)

[All Photos](#) (1)

Product No.	Clonality	Application	Species Reactivity	Citations	SDS
<a href="#">HPA055957</a>	polyclonal	IHC	human		<a href="#">View</a>

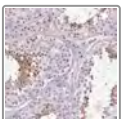


## Anti-ACTRT1 antibody produced in rabbit

**Synonym(s):** Anti-ARP-T1 antibody produced in rabbit, Anti-Actin-related protein T1 antibody produced in rabbit

[All Photos](#) (1)

Product No.	Clonality	Application	Species Reactivity	Citations	SDS
<a href="#">HPA003119</a>	polyclonal	IHC	human	2	<a href="#">View</a>



## Anti-ACTRT3 antibody produced in rabbit

**Synonym(s):** Anti-ARPM1

[All Photos](#) (1)

Product No.	Clonality	Application	Species Reactivity	Citations	SDS
<a href="#">HPA035818</a>	polyclonal	IHC	human		<a href="#">View</a>



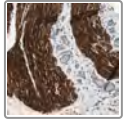
## Anti-ACTRT2 antibody produced in rabbit



**Synonym(s):** Anti-ARP-T2, Anti-Actin-related protein M2, Anti-Actin-related protein T2

[Photos](#) (15)

Product No.	Clonality	Application	Species Reactivity	Citations	SDS
<a href="#">HPA006480</a>	polyclonal	IHC	human	3	<a href="#">View</a>
<a href="#">HPA025079</a>	polyclonal	IHC	human	3	<a href="#">View</a>

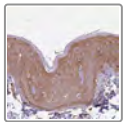


### Anti-ACVR1 antibody produced in rabbit

**Synonym(s):** ACVR1A, ACVRLK2, ALK2, SKR1, Anti-ACTR-I, Anti-ALK-2, Anti-Activin receptor type I, Anti-Activin receptor type-1 precursor, Anti-Activin receptor-like kinase 2, Anti-SKR1, Anti-Serine/threonine-protein kinase receptor R1, Anti-TGF-B superfamily receptor type I, Anti-TSR-I

[All Photos](#) (2)

Product No.	Clonality	Application	Species Reactivity	Citations	SDS
<a href="#">HPA046514</a>	polyclonal	IF	human		<a href="#">View</a>
<a href="#">HPA007505</a>	polyclonal	IHC	human	2	<a href="#">View</a>




### Anti-ACVR2A antibody produced in rabbit

**Synonym(s):** Anti-ACTRII, Anti-ACVR2, Anti-Activin A Receptor, Type IIA

[All Photos](#) (5)

Product No.	Clonality	Application	Species Reactivity	Citations	SDS
<a href="#">HPA046997</a>	polyclonal	IHC	human		<a href="#">View</a>



### Anti-ACVR2B antibody produced in rabbit

**Synonym(s):** ActR-IIB

[All Photos](#) (5)

Product No.	Clonality	Application	Species Reactivity	Citations	SDS
<a href="#">HPA040384</a>	polyclonal	IHC, WB	human		<a href="#">View</a>



### Anti-ACVR1B antibody produced in rabbit

**Synonym(s):** Anti-ACVRLK4, Anti-ALK4, Anti-ActRIB, Anti-SKR2


[All Photos](#) (6)

Product No.	Clonality	Application	Species Reactivity	Citations	SDS
<a href="#">HPA063761</a>	polyclonal	IF, IHC	human		<a href="#">View</a>



### Anti-ACVR1C antibody produced in rabbit

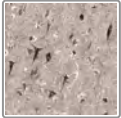




**Synonym(s):** Anti-ACTR-IC antibody produced in rabbit, Anti-ALK-7 antibody produced in rabbit, Anti-Activin receptor type 1C precursor antibody produced in rabbit, Anti-Activin receptor-like kinase 7 antibody produced in rabbit

[Photos](#) (2)

Product No.	Clonality	Application	Species Reactivity	Citations	SDS
<a href="#">HPA011933</a>	polyclonal	IHC	human	3	<a href="#">View</a>
<a href="#">HPA007982</a>	polyclonal	IHC	human	2	<a href="#">View</a>

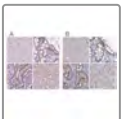


### **Anti-ACVRL1 antibody produced in rabbit**

**Synonym(s):** Anti-ALK-1 antibody produced in rabbit, Anti-Activin receptor-like kinase 1 antibody produced in rabbit, Anti-SKR3 antibody produced in rabbit, Anti-Serine/threonine-protein kinase receptor R3 precursor antibody produced in rabbit, Anti-TGF-B superfamily receptor type I antibody produced in rabbit, Anti-TSR-I antibody produced in rabbit

[All Photos](#) (2)



Product No.	Clonality	Application	Species Reactivity	Citations	SDS
<a href="#">HPA007041</a>	polyclonal	IHC	human	4	<a href="#">View</a>



### **Anti-ACY3 antibody produced in rabbit**

**Synonym(s):** Anti-ACY-3, Anti-Aspartoacylase (aminocyclase) 3, Anti-HCBP1, Anti-MGC9740


[All Photos](#) (12)

Product No.	Clonality	Application	Species Reactivity	Citations	SDS
<a href="#">HPA039219</a>	polyclonal	IHC	human		<a href="#">View</a>
<a href="#">HPA048187</a>	polyclonal	IHC	human		<a href="#">View</a>

## All Photos (3) **Anti-ACY1 antibody produced in rabbit**

**Synonym(s):** Anti-aminoacylase 1


Product No.	Clonality	Application	Species Reactivity	Citations	SDS
<a href="#">HPA036174</a>	polyclonal	IHC	human		<a href="#">View</a>
<a href="#">HPA036175</a>	polyclonal	IHC	human		<a href="#">View</a>



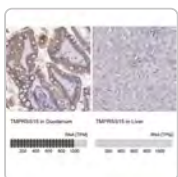
## **Anti-ACYP1 antibody produced in rabbit**

**Synonym(s):** Anti-Acylphosphatase 1, erythrocyte (common) type

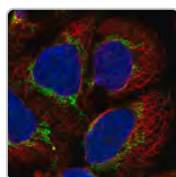
## All Photos (3)

Product No.	Clonality	Application	Species Reactivity	Citations	SDS
<a href="#">HPA034944</a>	polyclonal	IF, IHC	human		<a href="#">View</a>

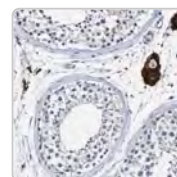
## Recommended Products



Sigma-Aldrich  
**HPA072934**  
Anti-TMPRSS15



Sigma-Aldrich  
**HPA061396**  
Anti-AARS2  
antibody...

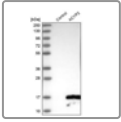


Sigma-Aldrich  
**HPA010972**  
Anti-VMA21  
antibody...

[View Price and Availability](#)

[View Price and Availability](#)

[View Price and Availability](#)

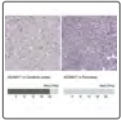


## Anti-ACYP2 antibody produced in rabbit

**Synonym(s):** Anti-Acylphosphatase 2, muscle type

[All Photos](#) (3)

Product No.	Clonality	Application	Species Reactivity	Citations	SDS
<a href="#">HPA035301</a>	polyclonal	IF, IHC	human		<a href="#">View</a>

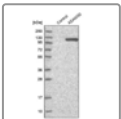


## Anti-ADAM11

**Synonym(s):** MDC

[All Photos](#) (3)

Product No.	Clonality	Application	Species Reactivity	Citations	SDS
<a href="#">HPA074550</a>	polyclonal	IHC	human		<a href="#">View</a>



## Anti-ADAM30 antibody produced in rabbit

**Synonym(s):** Anti-A disintegrin and metalloproteinase domain 30, Anti-ADAM 30

[All Photos](#) (2)

Product No.	Clonality	Application	Species Reactivity	Citations	SDS
<a href="#">HPA026080</a>	polyclonal	IHC	human	3	<a href="#">View</a>

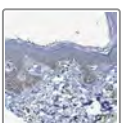


## Anti-ADAM2 antibody produced in rabbit

**Synonym(s):** Anti-ADAM 2, Anti-CT15, Anti-Disintegrin and metalloproteinase domain-containing protein 2, Anti-Fertilin subunit beta, Anti-PH-30, Anti-PH30, Anti-PH30-beta, Anti-Cancer/testis antigen 15

[All Photos](#) (8)

Product No.	Clonality	Application	Species Reactivity	Citations	SDS
<a href="#">HPA026581</a>	polyclonal	IHC	human	6	<a href="#">View</a>
<a href="#">HPA024621</a>	polyclonal	IHC	human	4	<a href="#">View</a>

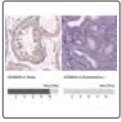


## Anti-ADAM15 antibody produced in rabbit

**Synonym(s):** Anti-A disintegrin and metalloproteinase domain 15, Anti-ADAM 15 precursor, Anti-MDC-15, Anti-Metalloprotease RGD disintegrin protein, Anti-Metalloproteinase-like, disintegrin-like, and cysteine- rich protein 15, Anti-Metargidin


[All Photos](#) (2)

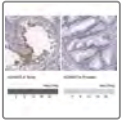
Product No.	Clonality	Application	Species Reactivity	Citations	SDS
<a href="#">HPA011633</a>	polyclonal	IHC	human	3	<a href="#">View</a>



### Anti-ADAM20 antibody produced in rabbit

[All Photos](#) (3)


Product No.	Clonality	Application	Species Reactivity	Citations	SDS
<a href="#">HPA059377</a>	polyclonal	IHC	human		<a href="#">View</a>

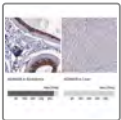


### Anti-ADAM32 antibody produced in rabbit

**Synonym(s):** Anti-Adam metallopeptidase domain 32


[All Photos](#) (5)

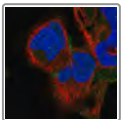
Product No.	Clonality	Application	Species Reactivity	Citations	SDS
<a href="#">HPA062151</a>	polyclonal	IF	human		<a href="#">View</a>
<a href="#">HPA044156</a>	polyclonal	IHC	human		<a href="#">View</a>



### Anti-ADAM28 antibody produced in rabbit

[All Photos](#) (4)

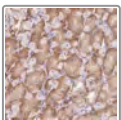
Product No.	Clonality	Application	Species Reactivity	Citations	SDS
<a href="#">HPA074034</a>	polyclonal	IF, IHC	human		<a href="#">View</a>



### Anti-ADAM22 antibody produced in rabbit

[All Photos](#) (1)

Product No.	Clonality	Application	Species Reactivity	Citations	SDS
<a href="#">HPA050325</a>	polyclonal	IF	human		<a href="#">View</a>




### Anti-ADAM8 antibody produced in rabbit

[All Photos](#) (1)

Product No.	Clonality	Application	Species Reactivity	Citations	SDS
<a href="#">HPA064637</a>	polyclonal	IHC	human	3	<a href="#">View</a>

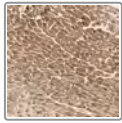


### Anti-ADAM33 antibody produced in rabbit



[Photos](#) (1)

Product No.	Clonality	Application	Species Reactivity	Citations	SDS
<a href="#">HPA067152</a>	polyclonal	IHC	human		<a href="#">View</a>

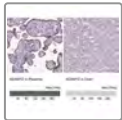


### Anti-ADAM17 antibody produced in rabbit

**Synonym(s):** Anti-A disintegrin and metalloproteinase domain 17 antibody produced in rabbit, Anti-ADAM 17 precursor antibody produced in rabbit, Anti-CD156b antigen antibody produced in rabbit, Anti-Snake venom-like protease antibody produced in rabbit, Anti-TNF- $\alpha$  convertase antibody produced in rabbit, Anti-TNF- $\alpha$ -converting enzyme antibody produced in rabbit

[All Photos](#) (7)




Product No.	Clonality	Application	Species Reactivity	Citations	SDS
<a href="#">HPA051575</a>	polyclonal	IF	human	1	<a href="#">View</a>
<a href="#">HPA010738</a>	polyclonal	IF, IHC	human	6	<a href="#">View</a>

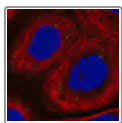


### Anti-ADAM12 antibody produced in rabbit

**Synonym(s):** Anti-MCMPMItna, Anti-MLTN, Anti-ADAM metallopeptidase domain 12, Anti-ERBB, Anti-ERBB1

[All Photos](#) (12)

Product No.	Clonality	Application	Species Reactivity	Citations	SDS
<a href="#">HPA030866</a>	polyclonal	IHC	human		 <a href="#">View</a>
<a href="#">HPA030867</a>	polyclonal	IF, IHC	human	7	 <a href="#">View</a>
<a href="#">HPA030868</a>	polyclonal	IHC	human		 <a href="#">View</a>

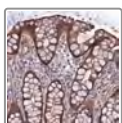


### Anti-ADAM19 antibody produced in rabbit

**Synonym(s):** Anti-ADAM metallopeptidase domain 19, Anti-MLTNB

[All Photos](#) (2)

Product No.	Clonality	Application	Species Reactivity	Citations	SDS
<a href="#">HPA055537</a>	polyclonal	IF, IHC, WB	human	3	<a href="#">View</a>



### Anti-ADAMTS15 antibody produced in rabbit

**Synonym(s):** Anti-Adam metallopeptidase with thrombospondin type 1 motif, 15

[All Photos](#) (2)

Product No.	Clonality	Application	Species Reactivity	Citations	SDS
<a href="#">HPA042867</a>	polyclonal	IF, IHC	human		<a href="#">View</a>

Product No.	Clonality	Application	Species Reactivity	Citations	SDS
-------------	-----------	-------------	--------------------	-----------	-----

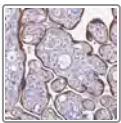


### Anti-ADAMTS13 antibody produced in rabbit

**Synonym(s):** Anti-ADAM metalloproteinase with thrombospondin type 1 motif, 13, Anti-C9orf8, Anti-DKFZp434C2322, Anti-FLJ42993, Anti-MGC118899, Anti-MGC118900, Anti-TTP, Anti-VWF-CP, Anti-vWF-CP

[All Photos \(5\)](#)

Product No.	Clonality	Application	Species Reactivity	Citations	SDS
<a href="#">HPA042014</a>	polyclonal	IHC	human		<a href="#">View</a>
<a href="#">HPA042844</a>	polyclonal	IHC	human		<a href="#">View</a>

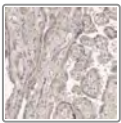


### Anti-ADAMTS6 antibody produced in rabbit

**Synonym(s):** Anti-ADAM-TS6

[All Photos \(2\)](#)

Product No.	Clonality	Application	Species Reactivity	Citations	SDS
<a href="#">HPA043441</a>	polyclonal	IHC	human		<a href="#">View</a>

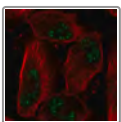


### Anti-ADAMTS9 antibody produced in rabbit

**Synonym(s):** Anti-ADAM metalloproteinase with thrombospondin type 1 motif, 9, Anti-KIAA1312

[All Photos \(11\)](#)

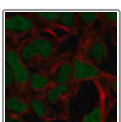
Product No.	Clonality	Application	Species Reactivity	Citations	SDS
<a href="#">HPA028601</a>	polyclonal	IF	human		<a href="#">View</a>
<a href="#">HPA028567</a>	polyclonal	IHC	human		<a href="#">View</a>
<a href="#">HPA028577</a>	polyclonal	IHC	human	1	<a href="#">View</a>



### Anti-ADAMTS4 antibody produced in rabbit

[All Photos \(2\)](#)

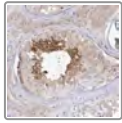
Product No.	Clonality	Application	Species Reactivity	Citations	SDS
<a href="#">HPA068374</a>	polyclonal	IF	human		<a href="#">View</a>
<a href="#">HPA051296</a>	polyclonal	IF	human		<a href="#">View</a>



### Anti-ADAMTS17 antibody produced in rabbit

## All Photos (1)

Product No.	Clonality	Application	Species Reactivity	Citations	SDS
<a href="#">HPA062487</a>	polyclonal	IF	human		<a href="#">View</a>

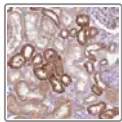


### Anti-ADAMTS12 antibody produced in rabbit

**Synonym(s):** Anti-ADAM mrllopeptidase with thrombospondin type 1 motif, 12

## All Photos (2)

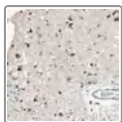
Product No.	Clonality	Application	Species Reactivity	Citations	SDS
<a href="#">HPA075079</a>	polyclonal	IF	human		<a href="#">View</a>
<a href="#">HPA035973</a>	polyclonal	IHC	human	1	<a href="#">View</a>



### Anti-ADAMTS19 antibody produced in rabbit

## All Photos (2)

Product No.	Clonality	Application	Species Reactivity	Citations	SDS
<a href="#">HPA058438</a>	polyclonal	IF	human		<a href="#">View</a>
<a href="#">HPA056171</a>	polyclonal	IHC	human		<a href="#">View</a>



### Anti-ADAMTS5 antibody produced in rabbit

**Synonym(s):** Anti-A disintegrin and metalloproteinase with thrombospondin motifs 5 antibody produced in rabbit, Anti-ADAM-TS 11 antibody produced in rabbit, Anti-ADAM-TS 5 antibody produced in rabbit, Anti-ADAM-TS5 antibody produced in rabbit, Anti-ADAMTS-5 precursor antibody produced in rabbit, Anti-ADMP-2 antibody produced in rabbit, Anti-Aggrecanase-2 antibody produced in rabbit

## All Photos (3)

Product No.	Clonality	Application	Species Reactivity	Citations	SDS
<a href="#">HPA030906</a>	polyclonal	IF	human		<a href="#">View</a>
<a href="#">HPA005661</a>	polyclonal	IHC	human	12	<a href="#">View</a>
<a href="#">HPA030908</a>	polyclonal	IF	human		<a href="#">View</a>



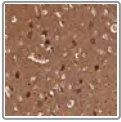
### Anti-ADAMTS7 antibody produced in rabbit

**Synonym(s):** Anti-ADAM-TS7, Anti-DKFZp434H204

## All Photos (2)

Product No.	Clonality	Application	Species Reactivity	Citations	SDS
<a href="#">HPA048453</a>	polyclonal	IF	human		<a href="#">View</a>

Product No.	Clonality	Application	Species Reactivity	Citations	SDS
<a href="#">HPA045284</a>	polyclonal	IHC	human		<a href="#">View</a>




### Anti-ADAMTS18 antibody produced in rabbit

**Synonym(s):** Anti-ADAM Metallopeptidase With Thrombospondin Type 1 Motif, 18, Anti-ADAMTS21

[All Photos](#) (1)

Product No.	Clonality	Application	Species Reactivity	Citations	SDS
<a href="#">HPA044326</a>	polyclonal	IHC	human		<a href="#">View</a>



### Anti-ADAMTS2 antibody produced in rabbit

**Synonym(s):** Anti-ADAM metallopeptidase with thrombospondin type 1 motif, 2, Anti-ADAM-TS2, Anti-ADAMTS-3, Anti-NPI, Anti-PCINP, Anti-hPCPNI

[All Photos](#) (5)

Product No.	Clonality	Application	Species Reactivity	Citations	SDS
<a href="#">HPA028444</a>	polyclonal	IF, IHC	human		<a href="#">View</a>



### Anti-ADAMTS10 antibody produced in rabbit

**Synonym(s):** Anti-Adam metallopeptidase with thrombospondin type 1 motif, 10, Anti-Adam-ts10

[All Photos](#) (1)

Product No.	Clonality	Application	Species Reactivity	Citations	SDS
<a href="#">HPA040223</a>	polyclonal	IHC	human		<a href="#">View</a>



### Anti-ADAMTSL2 antibody produced in rabbit

**Synonym(s):** Anti-ADAMTS-like 2, Anti-KIAA0605

[All Photos](#) (6)

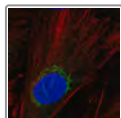
Product No.	Clonality	Application	Species Reactivity	Citations	SDS
<a href="#">HPA053812</a>	polyclonal	IHC	human		<a href="#">View</a>
<a href="#">HPA045634</a>	polyclonal	IF, IHC	human		<a href="#">View</a>



## [All Photos](#) (2) **Anti-ADAMTSL1 antibody produced in rabbit**

**Synonym(s):** Anti-ADAMTSR1, Anti-C9orf94, Anti-FLJ35283

Product No.	Clonality	Application	Species Reactivity	Citations	SDS
<a href="#">HPA057437</a>	polyclonal	IHC	human		<a href="#">View</a>



## **Anti-ADAMTSL5 antibody produced in rabbit**

**Synonym(s):** Anti-ADAMTS-Like 5, Anti-THSD6

## [All Photos](#) (2)

Product No.	Clonality	Application	Species Reactivity	Citations	SDS
<a href="#">HPA044050</a>	polyclonal	IF	human		<a href="#">View</a>

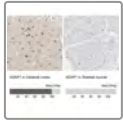


## **Anti-ADAMTSL4 antibody produced in rabbit**

**Synonym(s):** Anti-ADAMTS-like protein 4 precursor antibody produced in rabbit, Anti-ADAMTSL-4 antibody produced in rabbit, Anti-Thrombospondin repeat-containing protein 1 antibody produced in rabbit

## [All Photos](#) (2)



Product No.	Clonality	Application	Species Reactivity	Citations	SDS
<a href="#">HPA006279</a>	polyclonal	IHC	human	1	<a href="#">View</a>

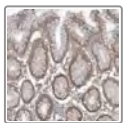


### Anti-ADAP1 antibody produced in rabbit

**Synonym(s):** Anti-Arf-GAP with dual PH domain-containing protein 1, Anti-CENTA1, Anti-Centaurin- $\alpha$ -1, Anti-Putative MAPK-activating protein PM25, CENTA1, GCS1L

[All Photos](#) (11)

Product No.	Clonality	Application	Species Reactivity	Citations	SDS
<a href="#">HPA012049</a>	polyclonal	IHC	human	3	 <a href="#">View</a>
<a href="#">HPA007033</a>	polyclonal	IF, IHC	human	2	 <a href="#">View</a>

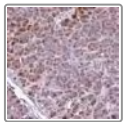


### Anti-ADAT2 antibody produced in rabbit

**Synonym(s):** Anti-DEADC1, Anti-NCRNA00005, Anti-RFPL3AS, Anti-TAD2, Anti-adenosine deaminase, tRNA-specific 2, TAD2 homolog (*S. cerevisiae*), Anti-dJ20N2.1

[All Photos](#) (5)

Product No.	Clonality	Application	Species Reactivity	Citations	SDS
<a href="#">HPA035479</a>	polyclonal	IF, IHC	human		<a href="#">View</a>

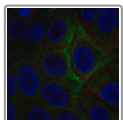


### Anti-ADCY7 antibody produced in rabbit

**Synonym(s):** Anti-AC7, Anti-KIAA0037, Anti-adenylate cyclase 7

[All Photos](#) (2)

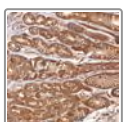
Product No.	Clonality	Application	Species Reactivity	Citations	SDS
<a href="#">HPA041218</a>	polyclonal	IF	human		<a href="#">View</a>
<a href="#">HPA048241</a>	polyclonal	IHC	human		<a href="#">View</a>



### Anti-ADCY5 antibody produced in rabbit

[All Photos](#) (1)

Product No.	Clonality	Application	Species Reactivity	Citations	SDS
<a href="#">HPA077682</a>	polyclonal	IF	human		<a href="#">View</a>



### Anti-ADCY4 antibody produced in rabbit

**Synonym(s):** Anti-AC4

## All Photos (1)

Product No.	Clonality	Application	Species Reactivity	Citations	SDS
<a href="#">HPA048344</a>	polyclonal	IHC	human		<a href="#">View</a>



### Anti-ADCY9 antibody produced in rabbit

**Synonym(s):** Anti-AC9, Anti-adenylate cyclase 9

## All Photos (2)

Product No.	Clonality	Application	Species Reactivity	Citations	SDS
<a href="#">HPA044225</a>	polyclonal	IHC	human		<a href="#">View</a>
<a href="#">HPA041328</a>	polyclonal	IHC	human	1	<a href="#">View</a>



### Anti-ADCY2 antibody produced in rabbit

**Synonym(s):** Anti-AC2, Anti-Adenylate cyclase 2 (brain), Anti-HBAC2, Anti-KIAA1060

## All Photos (2)

Product No.	Clonality	Application	Species Reactivity	Citations	SDS
<a href="#">HPA038015</a>	polyclonal	IHC	human		<a href="#">View</a>
<a href="#">HPA038483</a>	polyclonal	IHC	human		<a href="#">View</a>



### Anti-ADCY8 antibody produced in rabbit

**Synonym(s):** Anti-ATP pyrophosphate-lyase 8, Anti-Adenylate cyclase type 8, Anti-Adenylate cyclase type VIII, Anti-Adenylyl cyclase 8

## All Photos (1)

Product No.	Clonality	Application	Species Reactivity	Citations	SDS
<a href="#">HPA024291</a>	polyclonal	IHC	human		<a href="#">View</a>

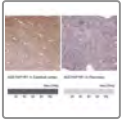


### Anti-ADCY10 antibody produced in rabbit

**Synonym(s):** Anti-AH-related protein, Anti-Adenylate cyclase homolog, Anti-Adenylate cyclase type 10, Anti-Germ cell soluble adenylyl cyclase, Anti-Testicular soluble adenylyl cyclase, Anti-hsAC, Anti-sAC

## All Photos (8)


Product No.	Clonality	Application	Species Reactivity	Citations	SDS
<a href="#">HPA015243</a>	polyclonal	IHC	human	2	<a href="#">View</a>
<a href="#">HPA017749</a>	polyclonal	IHC	human	6	<a href="#">View</a>



## Anti-ADCYAP1R1 antibody produced in rabbit

**Synonym(s):** PAC1, PAC1R, PACAPR, Anti-PAC1, Anti-PAC1R, Anti-PACAPR, Anti-adenylate cyclase activating polypeptide 1 (pituitary) receptor type I



### All Photos (6)

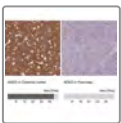
Product No.	Clonality	Application	Species Reactivity	Citations	SDS
<a href="#">HPA030739</a>	polyclonal	IF	human		<a href="#">View</a>
<a href="#">HPA049877</a>	polyclonal	IF, IHC	human	1	 <a href="#">View</a>



## Anti-ADD1 antibody produced in rabbit

### All Photos (11)


Product No.	Clonality	Application	Species Reactivity	Citations	SDS
<a href="#">HPA035873</a>	polyclonal	IF, IHC	human		 <a href="#">View</a>
<a href="#">HPA035874</a>	polyclonal	IHC	human		 <a href="#">View</a>

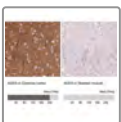


## Anti-ADD2 antibody produced in rabbit

**Synonym(s):** Anti-ADDB

### All Photos (5)

Product No.	Clonality	Application	Species Reactivity	Citations	SDS
<a href="#">HPA034510</a>	polyclonal	IHC	human		<a href="#">View</a>
<a href="#">HPA034509</a>	polyclonal	IHC	human		 <a href="#">View</a>

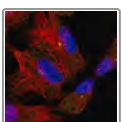


## Anti-ADD3 antibody produced in rabbit

**Synonym(s):** Anti-ADDL

### All Photos (7)

Product No.	Clonality	Application	Species Reactivity	Citations	SDS
<a href="#">HPA035696</a>	polyclonal	IF, IHC	human	1	<a href="#">View</a>



## Anti-ADGRB2 antibody produced in rabbit

### All Photos (2)


Product No.	Clonality	Application	Species Reactivity	Citations	SDS
<a href="#">HPA054617</a>	polyclonal	IF	human		<a href="#">View</a>
<a href="#">HPA052612</a>	polyclonal	IF	human		<a href="#">View</a>




### Anti-ADGRE5 antibody produced in rabbit

**Synonym(s):** Anti-CD97, Anti-TM7LN1


[All Photos](#) (3)

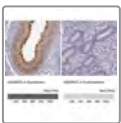
Product No.	Clonality	Application	Species Reactivity	Citations	SDS
<a href="#">HPA013707</a>	polyclonal	IHC	human	2	 <a href="#">View</a>



### Anti-ADGRF4 antibody produced in rabbit


[All Photos](#) (5)

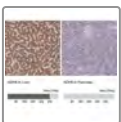
Product No.	Clonality	Application	Species Reactivity	Citations	SDS
<a href="#">HPA007131</a>	polyclonal	IHC	human		 <a href="#">View</a>



### Anti-ADGRG2 antibody produced in rabbit

[All Photos](#) (7)



Product No.	Clonality	Application	Species Reactivity	Citations	SDS
<a href="#">HPA050029</a>	polyclonal	IHC	human		 <a href="#">View</a>



### Anti-ADH6

**Synonym(s):** ADH-5

[All Photos](#) (16)


Product No.	Clonality	Application	Species Reactivity	Citations	SDS
<a href="#">HPA067946</a>	polyclonal	IHC, WB	human		 <a href="#">View</a>
<a href="#">HPA069081</a>	polyclonal	IHC, WB	human		 <a href="#">View</a>

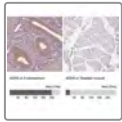


### Anti-ADH4 antibody produced in rabbit

**Synonym(s):** Anti-Alcohol dehydrogenase 4, Anti-Alcohol dehydrogenase class II pi chain

[All Photos](#) (4)


Product No.	Clonality	Application	Species Reactivity	Citations		SDS
<a href="#">HPA020525</a>	polyclonal	IHC	human	1		<a href="#">View</a>

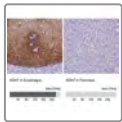


### Anti-ADH5 antibody produced in rabbit

**Synonym(s):** Anti-ADH-3, Anti-ADHX, Anti-FDH, Anti-alcohol dehydrogenase 5 (class III), chi polypeptide

[All Photos](#) (10)


Product No.	Clonality	Application	Species Reactivity	Citations		SDS
<a href="#">HPA061919</a>	polyclonal	IHC	human			<a href="#">View</a>
<a href="#">HPA044578</a>	polyclonal	IHC	human	1		<a href="#">View</a>

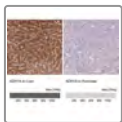


### Anti-ADH7 antibody produced in rabbit

**Synonym(s):** Anti-Adh-4, Anti-Alcohol dehydrogenase 7 (class iv), mu or sigma polypeptide


[All Photos](#) (7)

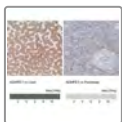
Product No.	Clonality	Application	Species Reactivity	Citations		SDS
<a href="#">HPA039695</a>	polyclonal	IHC	rat, mouse, human	2		<a href="#">View</a>



### Anti-ADH1A antibody produced in rabbit

[All Photos](#) (9)


Product No.	Clonality	Application	Species Reactivity	Citations		SDS
<a href="#">HPA047814</a>	polyclonal	IF, IHC	human	1		<a href="#">View</a>
<a href="#">HPA060902</a>	polyclonal	IHC	human			<a href="#">View</a>

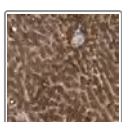


### Anti-ADHFE1 antibody produced in rabbit

**Synonym(s):** Anti-ADHFe1, Anti-Alcohol dehydrogenase iron-containing protein 1, Anti-Fe-containing alcohol dehydrogenase, Anti-HOT, Anti-Hydroxyacid-oxoacid transhydrogenase, mitochondrial

[All Photos](#) (5)

Product No.	Clonality	Application	Species Reactivity	Citations		SDS
<a href="#">HPA023062</a>	polyclonal	IF, IHC	human	2		<a href="#">View</a>

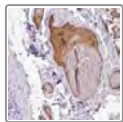


### Anti-ADI1 antibody produced in rabbit

**Synonym(s):** Anti-APL1, Anti-ARD, Anti-FLJ10913, Anti-HMFT1638, Anti-MTCBP-1, Anti-SIPL, Anti-mtnD

## All Photos (5)

Product No.	Clonality	Application	Species Reactivity	Citations	SDS
<a href="#">HPA035403</a>	polyclonal	IF, IHC	human		<a href="#">View</a>
<a href="#">HPA035404</a>	polyclonal	IHC	human		<a href="#">View</a>

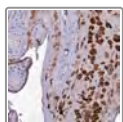


### Anti-ADIPOQ antibody produced in rabbit

**Synonym(s):** Anti-ACDC, Anti-ACRP30, Anti-AdipoQ, Anti-GBP28, Anti-adiponectin, Anti-apM1

## All Photos (2)

Product No.	Clonality	Application	Species Reactivity	Citations	SDS
<a href="#">HPA051767</a>	polyclonal	IHC	human	1	<a href="#">View</a>




### Anti-ADIPOR2 antibody produced in rabbit

**Synonym(s):** Anti-ACDCR2, Anti-Adiponectin Receptor 2, Anti-PAQR2

## All Photos (4)


Product No.	Clonality	Application	Species Reactivity	Citations	SDS
<a href="#">HPA043737</a>	polyclonal	IHC	human	1	<a href="#">View</a>



### Anti-ADK antibody produced in rabbit


**Synonym(s):** Anti-AK, Anti-Adenosine kinase

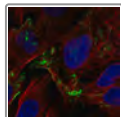
## All Photos (5)

Product No.	Clonality	Application	Species Reactivity	Citations	SDS
<a href="#">HPA038409</a>	polyclonal	IF, IHC	human, mouse, rat	1	 <a href="#">View</a>
<a href="#">HPA038391</a>	polyclonal	IHC	human	1	<a href="#">View</a>

## [All Photos](#) (5) **Anti-ADO antibody produced in rabbit**

**Synonym(s):** Anti-2-aminoethanethiol (cysteamine) dioxygenase, Anti-C10orf22, Anti-Flj14547


Product No.	Clonality	Application	Species Reactivity	Citations	SDS
<a href="#">HPA040437</a>	polyclonal	IHC	human		<a href="#">View</a>



## **Anti-ADORA1 antibody produced in rabbit**

### [All Photos](#) (1)

Product No.	Clonality	Application	Species Reactivity	Citations	SDS
<a href="#">HPA044383</a>	polyclonal	IF	human	8	<a href="#">View</a>




## **Anti-ADORA2A**

**Synonym(s):** ADORA2, RDC8

### [All Photos](#) (6)



Product No.	Clonality	Application	Species Reactivity	Citations	SDS
<a href="#">HPA075997</a>	polyclonal	IHC	human		<a href="#">View</a>

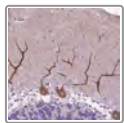


### Anti-ADPGK antibody produced in rabbit

**Synonym(s):** Anti-ADP-Dependent Glucokinase, Anti-ADP-GK, Anti-DKFZp434B195

[All Photos](#) (4)

Product No.	Clonality	Application	Species Reactivity	Citations	SDS
<a href="#">HPA058525</a>	polyclonal	IF	human		<a href="#">View</a>
<a href="#">HPA045194</a>	polyclonal	IHC	mouse, human, rat	1	<a href="#">View</a>



### Anti-ADRA2B antibody produced in rabbit

[All Photos](#) (1)

Product No.	Clonality	Application	Species Reactivity	Citations	SDS
<a href="#">HPA066029</a>	polyclonal	IHC	human		<a href="#">View</a>

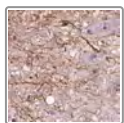


### Anti-ADRA2C antibody produced in rabbit

**Synonym(s):** Anti-ADRA2L2, Anti-ADRA2RL2, Anti-ADRARL2

[All Photos](#) (1)

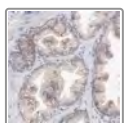
Product No.	Clonality	Application	Species Reactivity	Citations	SDS
<a href="#">HPA057688</a>	polyclonal	IHC	human		<a href="#">View</a>



### Anti-ADRB3 antibody produced in rabbit

[All Photos](#) (1)

Product No.	Clonality	Application	Species Reactivity	Citations	SDS
<a href="#">HPA061969</a>	polyclonal	IHC	human	2	<a href="#">View</a>



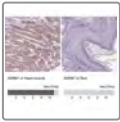
### Anti-ADRB2 antibody produced in rabbit

**Synonym(s):** Anti-Beta-2 adrenergic receptor, Anti-Beta-2 adrenoceptor

[All Photos](#) (4)

Product No.	Clonality	Application	Species Reactivity	Citations	SDS
<a href="#">HPA003431</a>	polyclonal	IHC	human	4	<a href="#">View</a>


Product No.	Clonality	Application	Species Reactivity	Citations	SDS
-------------	-----------	-------------	--------------------	-----------	-----

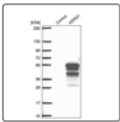


### Anti-ADRB1 antibody produced in rabbit

**Synonym(s):** Anti-ADRB1R

[All Photos](#) (5)


Product No.	Clonality	Application	Species Reactivity	Citations	SDS
<a href="#">HPA067972</a>	polyclonal	IHC	human		<a href="#">View</a>




### Anti-ADRM1 antibody produced in rabbit

**Synonym(s):** Anti-Adhesion regulating molecule 1, Anti-Arm1, Anti-Gp110, Anti-Rpn13

[All Photos](#) (3)


Product No.	Clonality	Application	Species Reactivity	Citations	SDS
<a href="#">HPA042266</a>	polyclonal	IF, IHC	human		<a href="#">View</a>



### Anti-ADSL antibody produced in rabbit

**Synonym(s):** Anti-ASASE antibody produced in rabbit, Anti-ASL antibody produced in rabbit, Anti-Adenylosuccinase antibody produced in rabbit, Anti-Adenylosuccinate lyase antibody produced in rabbit

[All Photos](#) (8)

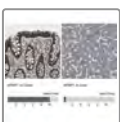
Product No.	Clonality	Application	Species Reactivity	Citations	SDS
<a href="#">HPA000525</a>	polyclonal	IF, IHC	human	2	 <a href="#">View</a>



### Anti-AEBP1 antibody produced in rabbit

[All Photos](#) (6)


Product No.	Clonality	Application	Species Reactivity	Citations	SDS
<a href="#">HPA047724</a>	polyclonal	IF	human		<a href="#">View</a>
<a href="#">HPA063595</a>	polyclonal	IHC	human		<a href="#">View</a>
<a href="#">HPA064970</a>	polyclonal	IHC	human		<a href="#">View</a>



### Anti-AFAP1 antibody produced in rabbit

**Synonym(s):** Anti-110 kDa actin filament-associated protein, Anti-AFAP antibody produced in rabbit, Anti-AFAP-110, Anti-Actin filament-associated protein 1

[All Photos](#) (4)

Product No.	Clonality	Application	Species Reactivity	Citations	EV	SDS
<a href="#">HPA015642</a>	polyclonal	IF, IHC	human	4		<a href="#">View</a>



### Anti-AFAP1L2 antibody produced in rabbit

**Synonym(s):** Anti-Actin filament associated protein 1-like 2, Anti-Em:AC005383.4, Anti-FLJ14564, Anti-KIAA1914, Anti-XB130



[All Photos](#) (2)

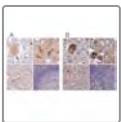
Product No.	Clonality	Application	Species Reactivity	Citations	SDS
<a href="#">HPA037843</a>	polyclonal	IF, IHC	human		<a href="#">View</a>



### Anti-AFG3L2 antibody produced in rabbit

[All Photos](#) (11)



Product No.	Clonality	Application	Species Reactivity	Citations	EV	SDS
<a href="#">HPA004479</a>	polyclonal	IF, IHC	human	2		<a href="#">View</a>
<a href="#">HPA004480</a>	polyclonal	IHC	human	1		<a href="#">View</a>

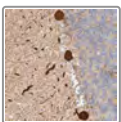


### Anti-AFM antibody produced in rabbit

**Synonym(s):** ALB2, ALBA, Anti-Afamin precursor, Anti-Alpha-Alb, Anti-Alpha-albumin

[All Photos](#) (10)


Product No.	Clonality	Application	Species Reactivity	Citations	EV	SDS
<a href="#">HPA052437</a>	polyclonal	IHC	human			<a href="#">View</a>
<a href="#">HPA017006</a>	polyclonal	IHC	human	4		<a href="#">View</a>



### Anti-AFMID antibody produced in rabbit

**Synonym(s):** Anti-KF, Anti-Kynurenine formamidase, Anti-Probable arylformamidase

[All Photos](#) (2)

Product No.	Clonality	Application	Species Reactivity	Citations	EV	SDS
<a href="#">HPA023861</a>	polyclonal	IF, IHC	human	4		<a href="#">View</a>



## Anti-AFTPH antibody produced in rabbit

**Synonym(s):** Anti-FLJ20080, Anti-FLJ23793, Anti-MGC33965, Anti-Nbla10388, Anti-aftiphilin

### All Photos (6)

Product No.	Clonality	Application	Species Reactivity	Citations	SDS
<a href="#">HPA034990</a>	polyclonal	IF, IHC	human		<a href="#">View</a>
<a href="#">HPA034991</a>	polyclonal	IF, IHC, WB	human		<a href="#">View</a>

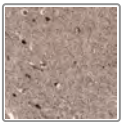


## Anti-AGAP1 antibody produced in rabbit

**Synonym(s):** Anti-ArfGAP with GTPase domain, ankyrin repeat and PH domain 1, Anti-CENTG2, Anti-GGAP1, Anti-KIAA1099

### All Photos (1)

Product No.	Clonality	Application	Species Reactivity	Citations	SDS
<a href="#">HPA051405</a>	polyclonal	IHC	human		<a href="#">View</a>

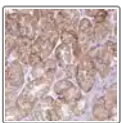


## Anti-AGAP2 antibody produced in rabbit

**Synonym(s):** Anti-AGAP-2, Anti-Arf-GAP, GTPase, ANK repeat and PH domain-containing protein 2, Anti-Centaurin-gamma-1, Anti-GGAP2, Anti-GTP-binding and GTPase-activating protein 2, Anti-PIKE, Anti-Phosphatidylinositol-3-kinase enhancer

### All Photos (5)

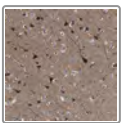
Product No.	Clonality	Application	Species Reactivity	Citations	SDS
<a href="#">HPA023474</a>	polyclonal	IF, IHC	human	2	<a href="#">View</a>



## Anti-AGAP4 antibody produced in rabbit

### All Photos (1)

Product No.	Clonality	Application	Species Reactivity	Citations	SDS
<a href="#">HPA042490</a>	polyclonal	IHC	human		<a href="#">View</a>



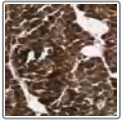
## Anti-AGAP3 antibody produced in rabbit

**Synonym(s):** Anti-Arf-GAP, GTPase, ANK repeat and pH domain-containing protein 3, Anti-CRAG, Anti-CRAM-associated GTPase, Anti-Centaurin- $\gamma$ -3, Anti-MR1-interacting protein, Anti-MRIP-1

### All Photos (4)

Product No.	Clonality	Application	Species Reactivity	Citations	SDS
<a href="#">HPA012883</a>	polyclonal	IHC	human	2	<a href="#">View</a>

Product No. Clonality Application Species Reactivity Citations SDS

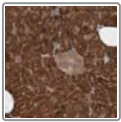


### Anti-AGBL2 antibody produced in rabbit

[All Photos](#) (1)

Product No. Clonality Application Species Reactivity Citations SDS

[HPA007718](#) polyclonal IHC human 2 [View](#)



### Anti-AGBL3 antibody produced in rabbit

[All Photos](#) (2)

Product No. Clonality Application Species Reactivity Citations SDS

[HPA020397](#) polyclonal IHC human 1 [View](#)

[HPA024150](#) polyclonal IHC human [View](#)



### Anti-AGBL4 antibody produced in rabbit

[All Photos](#) (1)

Product No. Clonality Application Species Reactivity Citations SDS

[HPA037994](#) polyclonal IHC human [View](#)



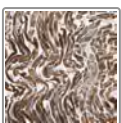
### Anti-AGFG1 antibody produced in rabbit

**Synonym(s):** Anti-Arf-GAP domain and FG repeats-containing protein 1, Anti-HIV-1 Rev-binding protein, Anti-Nucleoporin-like protein RIP, Anti-Rev-interacting protein, Anti-Rev/Rex activation domain-binding protein

[All Photos](#) (4)

Product No. Clonality Application Species Reactivity Citations SDS

[HPA008741](#) polyclonal IF, IHC human, rat, mouse 2 [View](#)



### Anti-AGK antibody produced in rabbit

**Synonym(s):** Anti-FLJ10842, Anti-MULK, Anti-acylglycerol kinase, Anti-Acylglycerol kinase, mitochondrial, Anti-HsMuLK, Anti-MuLK, Anti-Multi-substrate lipid kinase, Anti-Multiple substrate lipid kinase, Anti-hAGK

[All Photos](#) (6)

Product No. Clonality Application Species Reactivity Citations SDS

[HPA053471](#) polyclonal IF, IHC human [View](#)

Product No.	Clonality	Application	Species Reactivity	Citations	SDS
<a href="#">HPA020959</a>	polyclonal	IHC	human	9	<a href="#">View</a>



### Anti-AGL antibody produced in rabbit

**Synonym(s):** Anti-amylo-1, 6-glucosidase, 4- $\alpha$ -glucanotransferase

[All Photos](#) (3)



Product No.	Clonality	Application	Species Reactivity	Citations	SDS
<a href="#">HPA054340</a>	polyclonal	IF	human		<a href="#">View</a>
<a href="#">HPA028498</a>	polyclonal	IF, IHC	human		<a href="#">View</a>

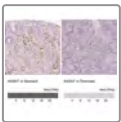


### Anti-AGMAT antibody produced in rabbit

**Synonym(s):** Anti-FLJ23384, Anti-agmatine ureohydrolase (agmatinase), Anti-AUH, Anti-Agmatinase, mitochondrial, Anti-Agmatine ureohydrolase

[All Photos](#) (10)


Product No.	Clonality	Application	Species Reactivity	Citations	SDS
<a href="#">HPA028321</a>	polyclonal	IHC	human		 <a href="#">View</a>
<a href="#">HPA026443</a>	polyclonal	IHC	human		 <a href="#">View</a>



### Anti-A4GNT antibody produced in rabbit



**Synonym(s):** Anti- $\alpha$ -1,4-N-Acetylglucosaminyltransferase antibody produced in rabbit, Anti- $\alpha$ 4GnT antibody produced in rabbit

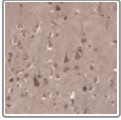
[All Photos](#) (3)

Product No.	Clonality	Application	Species Reactivity	Citations	SDS
<a href="#">HPA008017</a>	polyclonal	IHC	human	3	 <a href="#">View</a>

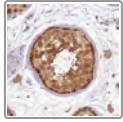
**All****Anti-AGPAT5 antibody produced in rabbit****Photos** (4)

**Synonym(s):** Anti-1-AGP acyltransferase 5, Anti-1-AGPAT 5, Anti-1-acyl-sn-glycerol-3-phosphate acyltransferase epsilon, Anti-1-acylglycerol-3-phosphate O-acyltransferase 5, Anti-LPAAT-epsilon, Anti-Lysophosphatidic acid acyltransferase epsilon

Product No.	Clonality	Application	Species Reactivity	Citations	SDS
<a href="#">HPA010950</a>	polyclonal	IHC	human	3	 <a href="#">View</a>
<a href="#">HPA010644</a>	polyclonal	IHC	human	1	 <a href="#">View</a>

**Anti-AGPAT1 antibody produced in rabbit****All Photos** (3)

Product No.	Clonality	Application	Species Reactivity	Citations	SDS
<a href="#">HPA073355</a>	polyclonal	IHC	human		<a href="#">View</a>
<a href="#">HPA048478</a>	polyclonal	IF	human		<a href="#">View</a>



## Anti-AGPAT4 antibody produced in rabbit

**Synonym(s):** Anti-1-acylglycerol-3-phosphate O-acyltransferase 4 (lysophosphatidic acid acyltransferase, delta), Anti-LPAAT-delta, Anti-dJ473J16.2

### All Photos (3)

Product No.	Clonality	Application	Species Reactivity	Citations	SDS
<a href="#">HPA060525</a>	polyclonal	IF	human		<a href="#">View</a>
<a href="#">HPA053287</a>	polyclonal	IF, IHC	human		<a href="#">View</a>




## Anti-AGRP antibody produced in rabbit

**Synonym(s):** Anti-Agouti related protein homolog (mouse), Anti-Agrt, Anti-Art, Anti-Asip2

### All Photos (1)


Product No.	Clonality	Application	Species Reactivity	Citations	SDS
<a href="#">HPA041017</a>	polyclonal	IHC	human		<a href="#">View</a>

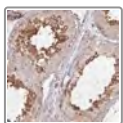


## Anti-AGT antibody produced in rabbit

**Synonym(s):** Anti-Angiotensinogen precursor antibody produced in rabbit, Anti-Contains: Angiotensin-1 Angiotensin I Ang I); Angiotensin-2 Angiotensin II Ang II); Angiotensin-3 Angiotensin III Ang III Des-Asp[1]-angiotensin II]) antibody produced in rabbit, Anti-Serpin A8 antibody produced in rabbit

### All Photos (2)

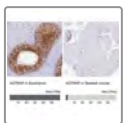
Product No.	Clonality	Application	Species Reactivity	Citations	SDS
<a href="#">HPA001557</a>	polyclonal	IHC	human	2	 <a href="#">View</a>



## Anti-AGTPBP1 antibody produced in rabbit

### All Photos (2)

Product No.	Clonality	Application	Species Reactivity	Citations	SDS
<a href="#">HPA057208</a>	polyclonal	IF, IHC	human	1	<a href="#">View</a>



## Anti-AGTRAP antibody produced in rabbit

**Synonym(s):** Anti-ATRAP, Anti-Angiotensin II Receptor-Associated Protein

### All Photos (7)

Product No.	Clonality	Application	Species Reactivity	Citations	SDS
<a href="#">HPA044120</a>	polyclonal	IF, IHC	human	3	<a href="#">View</a>







## Anti-AGXT antibody produced in rabbit

**Synonym(s):** Anti-AGT, Anti-AGT1, Anti-AGXT1, Anti-PH1, Anti-SPAT, Anti-Alanine-glyoxylate aminotransferase, Anti-SPT

**All Photos** (14)


Product No.	Clonality	Application	Species Reactivity	Citations	SDS
<a href="#">HPA035371</a>	polyclonal	IF, IHC	human	2	 <a href="#">View</a>
<a href="#">HPA035370</a>	polyclonal	IHC	human	5	 <a href="#">View</a>




## Anti-AGXT2 antibody produced in rabbit

**Synonym(s):** Anti-AGT2, Anti-Alanine--glyoxylate aminotransferase 2

**All Photos** (3)


Product No.	Clonality	Application	Species Reactivity	Citations	SDS
<a href="#">HPA037382</a>	polyclonal	IHC	human	2	 <a href="#">View</a>

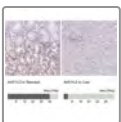


## Anti-AHCY antibody produced in rabbit

**Synonym(s):** Anti-SAHH, Anti-adenosylhomocysteinase

**All Photos** (8)


Product No.	Clonality	Application	Species Reactivity	Citations	SDS
<a href="#">HPA041225</a>	polyclonal	IHC	human		<a href="#">View</a>
<a href="#">HPA044675</a>	polyclonal	IF, IHC	human	1	 <a href="#">View</a>




## Anti-AHCYL2 antibody produced in rabbit

**Synonym(s):** Anti-KIAA0828, Anti-adenosylhomocysteinase-like 2


**All Photos** (7)

Product No.	Clonality	Application	Species Reactivity	Citations	SDS
<a href="#">HPA053128</a>	polyclonal	IF, IHC	human		 <a href="#">View</a>



## Anti-AHCYL1 antibody produced in rabbit

**All Photos** (7)

Product No.	Clonality	Application	Species Reactivity	Citations	SDS
<a href="#">HPA042589</a>	polyclonal	IF, IHC	human, mouse, rat		<a href="#">View</a>

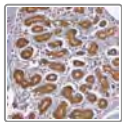


### Anti-AHNAK antibody produced in rabbit

**Synonym(s):** Anti-Desmoyokin, Anti-Neuroblast differentiation-associated protein AHNAK, Anti-AHNAK nucleoprotein, Anti-MGC5395

[All Photos](#) (5)

Product No.	Clonality	Application	Species Reactivity	Citations	SDS
<a href="#">HPA019070</a>	polyclonal	IF, IHC	human	6	<a href="#">View</a>
<a href="#">HPA019010</a>	polyclonal	IF, IHC	human	6	<a href="#">View</a>
<a href="#">HPA026643</a>	polyclonal	IHC	human	2	<a href="#">View</a>




### Anti-AHSA1 antibody produced in rabbit

**Synonym(s):** Anti-AHA1 antibody produced in rabbit, Anti-Activator of 90 kDa heat shock protein ATPase homolog 1 antibody produced in rabbit, Anti-p38 antibody produced in rabbit

[All Photos](#) (4)


Product No.	Clonality	Application	Species Reactivity	Citations	SDS
<a href="#">HPA000903</a>	polyclonal	IF, IHC	human, mouse, rat	4	<a href="#">View</a>



### Anti-AHSP antibody produced in rabbit

**Synonym(s):** Anti- $\alpha$  hemoglobin stabilizing protein, Anti-Edrf, Anti-Eraf

[All Photos](#) (3)



Product No.	Clonality	Application	Species Reactivity	Citations	SDS
<a href="#">HPA040940</a>	polyclonal	IHC	human		<a href="#">View</a>



### Anti-AIF1L antibody produced in rabbit

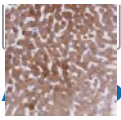
**Synonym(s):** Anti-C9orf58, Anti-FLJ12783, Anti-IBA2

[All Photos](#) (8)

Product No.	Clonality	Application	Species Reactivity	Citations	SDS
<a href="#">HPA056852</a>	polyclonal	IHC	human	2	 <a href="#">View</a>
<a href="#">HPA020522</a>	polyclonal	IHC	human	2	 <a href="#">View</a>



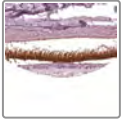
### Anti-AIG1 antibody produced in rabbit



**Synonym(s):** Anti-AIG-1, Anti-FLJ10485, Anti-dJ95L4.1

[Photos](#) (2)

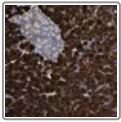
Product No.	Clonality	Application	Species Reactivity	Citations	SDS
<a href="#">HPA060766</a>	polyclonal	IF, IHC	human		<a href="#">View</a>



### Anti-AIPL1 antibody produced in rabbit

[All Photos](#) (2)

Product No.	Clonality	Application	Species Reactivity	Citations	SDS
<a href="#">HPA026578</a>	polyclonal	IF, IHC	human		<a href="#">View</a>

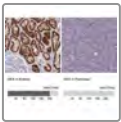


### Anti-AK2 antibody produced in rabbit

**Synonym(s):** Anti-ATP-AMP transphosphorylase 2, Anti-Adenylate kinase 2, mitochondrial

[All Photos](#) (3)



Product No.	Clonality	Application	Species Reactivity	Citations	SDS
<a href="#">HPA018479</a>	polyclonal	IHC	rat, mouse, human	5	<a href="#">View</a>

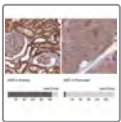


### Anti-AK4 antibody produced in rabbit

**Synonym(s):** Anti-AK3, Anti-AK3L1, Anti-adenylate kinase 4


[All Photos](#) (15)

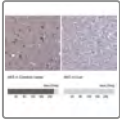
Product No.	Clonality	Application	Species Reactivity	Citations	SDS
<a href="#">HPA049461</a>	polyclonal	IF, IHC	human	1	 <a href="#">View</a>
<a href="#">HPA042753</a>	polyclonal	IHC	human	1	 <a href="#">View</a>



### Anti-AK3 antibody produced in rabbit

[All Photos](#) (4)



Product No.	Clonality	Application	Species Reactivity	Citations	SDS
<a href="#">HPA063324</a>	polyclonal	IF, IHC	human		 <a href="#">View</a>

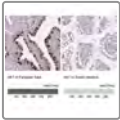


## Anti-AK5 antibody produced in rabbit

**Synonym(s):** Anti-AK 5, Anti-ATP-AMP transphosphorylase 5, Anti-Adenylate kinase isoenzyme 5

### All Photos (9)


Product No.	Clonality	Application	Species Reactivity	Citations	SDS
<a href="#">HPA057255</a>	polyclonal	IHC	human		 <a href="#">View</a>
<a href="#">HPA019128</a>	polyclonal	IF, IHC	human	2	 <a href="#">View</a>

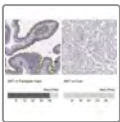


## Anti-AK1 antibody produced in rabbit

**Synonym(s):** Anti-ATP-AMP transphosphorylase antibody produced in rabbit, Anti-Adenylate kinase isoenzyme 1 antibody produced in rabbit, Anti-Myokinase antibody produced in rabbit

### All Photos (6)


Product No.	Clonality	Application	Species Reactivity	Citations	SDS
<a href="#">HPA006456</a>	polyclonal	IF, IHC	mouse, rat, human	4	 <a href="#">View</a>



## Anti-AK7 antibody produced in rabbit

**Synonym(s):** Anti-Putative adenylate kinase 7 antibody produced in rabbit

### All Photos (3)



Product No.	Clonality	Application	Species Reactivity	Citations	SDS
<a href="#">HPA003543</a>	polyclonal	IHC	human	1	 <a href="#">View</a>




## Anti-AKAP4 antibody produced in rabbit

**Synonym(s):** Anti-A-kinase anchor protein 4 precursor antibody produced in rabbit, Anti-A-kinase anchor protein 82 kDa antibody produced in rabbit, Anti-AKAP 82 antibody produced in rabbit, Anti-HI antibody produced in rabbit, Anti-Major sperm fibrous sheath protein antibody produced in rabbit, Anti-PRKA4 antibody produced in rabbit, Anti-Protein kinase A-anchoring protein 4 antibody produced in rabbit, Anti-hAKAP82 antibody produced in rabbit, Anti-A-kinase anchor protein 4, Anti-A-kinase anchor protein 82 kDa, Anti-AKAP 82, Anti-HI, Anti-Major sperm fibrous sheath protein, Anti-PRKA4, Anti-Protein kinase A-anchoring protein 4, Anti-hAKAP82

### All Photos (14)


Product No.	Clonality	Application	Species Reactivity	Citations	SDS
<a href="#">HPA005949</a>	polyclonal	IHC	human	5	 <a href="#">View</a>
<a href="#">HPA020046</a>	polyclonal	IHC	human	6	 <a href="#">View</a>

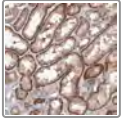


## Anti-AKAP7 antibody produced in rabbit

**Synonym(s):** Anti-A-kinase anchor protein 18, Anti-A-kinase anchor protein 7 isoform gamma, Anti-Protein kinase A-anchoring protein 7 isoform gamma, Anti-A kinase (PRKA) anchor protein 7, Anti-AKAP18

## All Photos (4)

Product No.	Clonality	Application	Species Reactivity	Citations	SDS
<a href="#">HPA027172</a>	polyclonal	IHC	human		<a href="#">View</a>
<a href="#">HPA028327</a>	polyclonal	IHC	human		<a href="#">View</a>

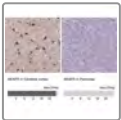


### Anti-AKAP10 antibody produced in rabbit

**Synonym(s):** Anti-A kinase (PRKA) anchor protein 10, Anti-D-AKAP2, Anti-DT1P1A7, Anti-MGC17528, Anti-MGC9414, Anti-PRKA10, Anti-S100F

## All Photos (3)


Product No.	Clonality	Application	Species Reactivity	Citations	SDS
<a href="#">HPA028901</a>	polyclonal	IF, IHC	human		<a href="#">View</a>

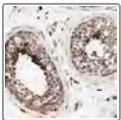


### Anti-AKAP5 antibody produced in rabbit

**Synonym(s):** Anti-AKAP75, Anti-AKAP79

## All Photos (5)

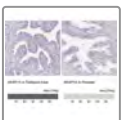
Product No.	Clonality	Application	Species Reactivity	Citations	SDS
<a href="#">HPA053891</a>	polyclonal	IHC	human		<a href="#">View</a>



### Anti-AKAP1 antibody produced in rabbit

## All Photos (6)


Product No.	Clonality	Application	Species Reactivity	Citations	SDS
<a href="#">HPA008620</a>	polyclonal	IF	human		<a href="#">View</a>
<a href="#">HPA008691</a>	polyclonal	IHC	human	5	<a href="#">View</a>



### Anti-AKAP14 antibody produced in rabbit



**Synonym(s):** Anti-AKAP28

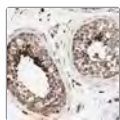
## All Photos (3)

Product No.	Clonality	Application	Species Reactivity	Citations	SDS
<a href="#">HPA060999</a>	polyclonal	IHC	human		<a href="#">View</a>

## All **Anti-AKAP4 antibody produced in rabbit**

**Photos** (14) **Synonym(s):** Anti-A-kinase anchor protein 4 precursor antibody produced in rabbit, Anti-A-kinase anchor protein 82 kDa antibody produced in rabbit, Anti-AKAP 82 antibody produced in rabbit, Anti-HI antibody produced in rabbit, Anti-Major sperm fibrous sheath protein antibody produced in rabbit, Anti-PRKA4 antibody produced in rabbit, Anti-Protein kinase A-anchoring protein 4 antibody produced in rabbit, Anti-hAKAP82 antibody produced in rabbit, Anti-A-kinase anchor protein 4, Anti-A-kinase anchor protein 82 kDa, Anti-AKAP 82, Anti-HI, Anti-Major sperm fibrous sheath protein, Anti-PRKA4, Anti-Protein kinase A-anchoring protein 4, Anti-hAKAP82

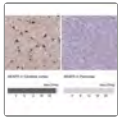
Product No.	Clonality	Application	Species Reactivity	Citations	SDS
<b>HPA005949</b>	polyclonal	IHC	human	5	 <a href="#">View</a>
<b>HPA020046</b>	polyclonal	IHC	human	6	 <a href="#">View</a>



## **Anti-AKAP1 antibody produced in rabbit**

**All Photos** (6)


Product No.	Clonality	Application	Species Reactivity	Citations	SDS
<b>HPA008620</b>	polyclonal	IF	human		<a href="#">View</a>
<b>HPA008691</b>	polyclonal	IHC	human	5	<a href="#">View</a>

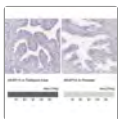
[View Price and Availability](#)[View Price and Availability](#)[View Price and Availability](#)

### Anti-AKAP5 antibody produced in rabbit

**Synonym(s):** Anti-AKAP75, Anti-AKAP79

[All Photos](#) (5)


Product No.	Clonality	Application	Species Reactivity	Citations	SDS
<a href="#">HPA053891</a>	polyclonal	IHC	human		<a href="#">View</a>

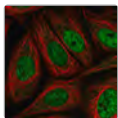


### Anti-AKAP14 antibody produced in rabbit

**Synonym(s):** Anti-AKAP28

[All Photos](#) (3)

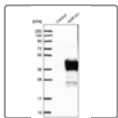
Product No.	Clonality	Application	Species Reactivity	Citations	SDS
<a href="#">HPA060999</a>	polyclonal	IHC	human		<a href="#">View</a>



### Anti-AKIP1 antibody produced in rabbit

[All Photos](#) (1)


Product No.	Clonality	Application	Species Reactivity	Citations	SDS
<a href="#">HPA061391</a>	polyclonal	IF	human	1	<a href="#">View</a>

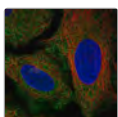


### Anti-AKR1A1 antibody produced in rabbit

**Synonym(s):** Anti-Alcohol dehydrogenase, Anti-Aldehyde reductase, Anti-Aldo-keto reductase family 1 member A1, Anti-ALR, Anti-DD3, Anti-aldo-keto reductase family 1, member A1 (aldehyde reductase), Anti-Alcohol dehydrogenase [NADP+], Anti-Aldo- keto reductase family 1 member A1

[All Photos](#) (8)

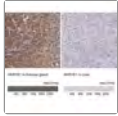
Product No.	Clonality	Application	Species Reactivity	Citations	SDS
<a href="#">HPA019649</a>	polyclonal	IF, IHC	human	3	 <a href="#">View</a>
<a href="#">HPA027734</a>	polyclonal	IHC	rat, mouse, human	3	<a href="#">View</a>
<a href="#">HPA017919</a>	polyclonal	IF, IHC	human	3	<a href="#">View</a>



### Anti-AKR7A2 antibody produced in rabbit

## All Photos (2)



Product No.	Clonality	Application	Species Reactivity	Citations	SDS
<a href="#">HPA064638</a>	polyclonal	IF	human		<a href="#">View</a>




### Anti-AKR1B1 antibody produced in rabbit

**Synonym(s):** Anti-ALDR1, Anti-AR, Anti-aldo-keto reductase family 1, member B1 (aldose reductase)

## All Photos (10)


Product No.	Clonality	Application	Species Reactivity	Citations	SDS
<a href="#">HPA052751</a>	polyclonal	IHC	human		 <a href="#">View</a>
<a href="#">HPA026425</a>	polyclonal	IF, IHC	human	7	 <a href="#">View</a>




### Anti-AKR1B10 antibody produced in rabbit

**Synonym(s):** Anti-AKR1B11, Anti-AKR1B12, Anti-ALDRLn, Anti-ARL1, Anti-HIS, Anti-HSI, Anti-aldo-keto reductase family 1, member B10 (aldose reductase)

## All Photos (5)

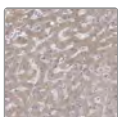
Product No.	Clonality	Application	Species Reactivity	Citations	SDS
<a href="#">HPA073633</a>	polyclonal	IF	human		<a href="#">View</a>
<a href="#">HPA020280</a>	polyclonal	IF, IHC	human	6	 <a href="#">View</a>



### Anti-AKR1C1 antibody produced in rabbit

## All Photos (3)

Product No.	Clonality	Application	Species Reactivity	Citations	SDS
<a href="#">HPA068265</a>	polyclonal	IF	human		 <a href="#">View</a>

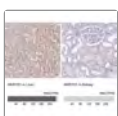


### Anti-AKR1C4 antibody produced in rabbit

**Synonym(s):** Anti-3-alpha-HSD, Anti-C11, Anti-CDR, Anti-CHDR, Anti-DD4, Anti-HAKRA, Anti-MGC22581, Anti-aldo-keto reductase family 1, member C4 (chlordecone reductase; 3-alpha hydroxysteroid dehydrogenase, type I; dihydrodiol dehydrogenase 4)

## All Photos (2)

Product No.	Clonality	Application	Species Reactivity	Citations	SDS
<a href="#">HPA044720</a>	polyclonal	IHC	human		<a href="#">View</a>




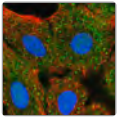
### Anti-AKR1D1 antibody produced in rabbit

**Synonym(s):** Anti-SRD5B1



## All Photos (4)

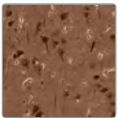
Product No.	Clonality	Application	Species Reactivity	Citations	SDS
<a href="#">HPA057002</a>	polyclonal	IHC	human		 <a href="#">View</a>



### Anti-AKT2 antibody produced in rabbit

## All Photos (2)

Product No.	Clonality	Application	Species Reactivity	Citations	SDS
<a href="#">HPA064521</a>	polyclonal	IF	human		<a href="#">View</a>

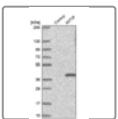


### Anti-AKT3 antibody produced in rabbit

**Synonym(s):** Anti-PKB gamma, Anti-Protein kinase Akt-3, Anti-Protein kinase B, gamma, Anti-RAC-PK-gamma, Anti-RAC-gamma serine/threonine-protein kinase, Anti-STK-2

## All Photos (2)


Product No.	Clonality	Application	Species Reactivity	Citations	SDS
<a href="#">HPA026441</a>	polyclonal	IHC	human	6	<a href="#">View</a>

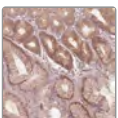


### Anti-AKTIP antibody produced in rabbit

**Synonym(s):** Anti-AKT interacting protein, Anti-FLJ13258, Anti-FTS

## All Photos (4)

Product No.	Clonality	Application	Species Reactivity	Citations	SDS
<a href="#">HPA041794</a>	polyclonal	IHC	human	1	 <a href="#">View</a>
<a href="#">HPA046300</a>	polyclonal	IHC	human, rat, mouse	2	<a href="#">View</a>



### Anti-AKT1S1 antibody produced in rabbit

## All Photos (2)

Product No.	Clonality	Application	Species Reactivity	Citations	SDS
<a href="#">HPA043590</a>	polyclonal	IF	human		<a href="#">View</a>
<a href="#">HPA064427</a>	polyclonal	IHC	human		<a href="#">View</a>

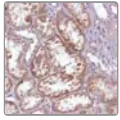


### Anti-ALAS2 antibody produced in rabbit

**Synonym(s):** Anti- $\delta$ -ALA synthetase antibody produced in rabbit, Anti- $\delta$ -Aminolevulinatase synthase antibody produced in rabbit, Anti-5-Aminolevulinatase synthase, erythroid-specific, mitochondrial precursor antibody produced in rabbit, Anti-5-Aminolevulinic acid synthase antibody produced in rabbit, Anti-ALAS-E antibody produced in rabbit

**All  
Photos** (1)

Product No.	Clonality	Application	Species Reactivity	Citations	SDS
<a href="#">HPA001638</a>	polyclonal	IHC	human	3	<a href="#">View</a>



**Anti-ALDH2 antibody produced in rabbit**

**Synonym(s):** Anti-aldehyde dehydrogenase 2 family (mitochondrial)

**All  
Photos** (5)


Product No.	Clonality	Application	Species Reactivity	Citations	SDS
<a href="#">HPA051065</a>	polyclonal	IHC	human	1	<a href="#">View</a>




**Anti-ALDH7A1 antibody produced in rabbit**

**Synonym(s):** Anti-Aldehyde dehydrogenase family 7 member A1, Anti-Alpha-AASA dehydrogenase, Anti-Alpha-amino adipic semialdehyde dehydrogenase, Anti-Antiquitin-1, Anti-Delta1-piperidine-6-carboxylate dehydrogenase, Anti-P6c dehydrogenase

**All  
Photos** (7)



Product No.	Clonality	Application	Species Reactivity	Citations	SDS
<a href="#">HPA023296</a>	polyclonal	IF, IHC	human	5	 <a href="#">View</a>



**Anti-ALDH5A1 antibody produced in rabbit**

**Synonym(s):** Anti-SSADH, Anti-SSDH, Anti-aldehyde dehydrogenase 5 family, member A1

**All  
Photos** (9)


Product No.	Clonality	Application	Species Reactivity	Citations	SDS
<a href="#">HPA029716</a>	polyclonal	IF, IHC	human	1	 <a href="#">View</a>
<a href="#">HPA029715</a>	polyclonal	IHC	human		 <a href="#">View</a>



**Anti-ALDH18A1 antibody produced in rabbit**

**Synonym(s):** Anti- $\Delta^1$ -pyrroline-5-carboxylate synthetase antibody produced in rabbit, Anti-Aldehyde dehydrogenase 18 family member A1 antibody produced in rabbit, Anti-P5CS antibody produced in rabbit

**All  
Photos** (15)





Product No.	Clonality	Application	Species Reactivity	Citations	SDS
<a href="#">HPA008333</a>	polyclonal	IF, IHC	rat, mouse, human	6	 <a href="#">View</a>
<a href="#">HPA012604</a>	polyclonal	IF, IHC	mouse, rat, human	5	<a href="#">View</a>



## Anti-ALDH6A1 antibody produced in rabbit

**Synonym(s):** Anti-CLGI, Anti-EPO, Anti-MMSDH, Anti-TIMP, Anti-aldehyde dehydrogenase 6 family, member A1

[All Photos](#) (37)

Product No.	Clonality	Application	Species Reactivity	Citations	SDS
<a href="#">HPA029072</a>	polyclonal	IHC	mouse, human, rat		 <a href="#">View</a>
<a href="#">HPA029074</a>	polyclonal	IF, IHC	human, mouse, rat		 <a href="#">View</a>
<a href="#">HPA029073</a>	polyclonal	IF, IHC	human	1	 <a href="#">View</a>
<a href="#">HPA029075</a>	polyclonal	IF, IHC	human		 <a href="#">View</a>

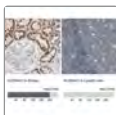


## Anti-ALDH9A1 antibody produced in rabbit

**Synonym(s):** Anti-γ-Aminobutyraldehyde dehydrogenase antibody produced in rabbit, Anti-4-Trimethylaminobutyraldehyde dehydrogenase antibody produced in rabbit, Anti-Aldehyde dehydrogenase 9A1 antibody produced in rabbit, Anti-Aldehyde dehydrogenase E3 isozyme antibody produced in rabbit, Anti-R-aminobutyraldehyde dehydrogenase antibody produced in rabbit, Anti-TMABADH antibody produced in rabbit

[All Photos](#) (3)


Product No.	Clonality	Application	Species Reactivity	Citations	SDS
<a href="#">HPA010873</a>	polyclonal	IHC	rat, human	6	<a href="#">View</a>

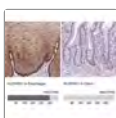


## Anti-ALDH4A1 antibody produced in rabbit

**Synonym(s):** Anti-Aldehyde dehydrogenase family 4 member A1, Anti-Delta-1-pyrroline-5-carboxylate dehydrogenase, mitochondrial, Anti-P5C dehydrogenase

[All Photos](#) (6)



Product No.	Clonality	Application	Species Reactivity	Citations	SDS
<a href="#">HPA006401</a>	polyclonal	IHC	human	3	 <a href="#">View</a>




## Anti-ALDH3A1 antibody produced in rabbit

**Synonym(s):** Anti-ALDH3, Anti-aldehyde dehydrogenase 3 family, member A1

[All Photos](#) (11)

Product No.	Clonality	Application	Species Reactivity	Citations	SDS
<a href="#">HPA063783</a>	polyclonal	IF, IHC	human		 <a href="#">View</a>
<a href="#">HPA051150</a>	polyclonal	IF, IHC	human		 <a href="#">View</a>



## Anti-ALDH3A2 antibody produced in rabbit

## All Photos (1)


Product No.	Clonality	Application	Species Reactivity	Citations	SDS
<a href="#">HPA014769</a>	polyclonal	IHC	human	5	<a href="#">View</a>




### Anti-ALDH1A3 antibody produced in rabbit

**Synonym(s):** Anti-ALDH6, Anti-Aldehyde Dehydrogenase 1 Family, Member A3, Anti-RALDH3

## All Photos (8)

Product No.	Clonality	Application	Species Reactivity	Citations	SDS
<a href="#">HPA064749</a>	polyclonal	IF	human		<a href="#">View</a>
<a href="#">HPA046271</a>	polyclonal	IF, IHC	human	4	 <a href="#">View</a>

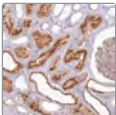


### Anti-ALDH1B1 antibody produced in rabbit

**Synonym(s):** Anti-Aldehyde dehydrogenase 5, Anti-Aldehyde dehydrogenase X, mitochondrial, Anti-Aldehyde dehydrogenase family 1 member B1

## All Photos (7)

Product No.	Clonality	Application	Species Reactivity	Citations	SDS
<a href="#">HPA021037</a>	polyclonal	IF, IHC	human	5	<a href="#">View</a>



### Anti-ALDH3B1 antibody produced in rabbit

**Synonym(s):** Anti-ALDH7

## All Photos (1)

Product No.	Clonality	Application	Species Reactivity	Citations	SDS
<a href="#">HPA038525</a>	polyclonal	IHC	human		<a href="#">View</a>



### Anti-ALDH3B2 antibody produced in rabbit


**Synonym(s):** Anti-Aldehyde dehydrogenase 3 family, member b2, Anti-Aldh8

## All Photos (3)

Product No.	Clonality	Application	Species Reactivity	Citations	SDS
<a href="#">HPA045132</a>	polyclonal	IHC	human	1	 <a href="#">View</a>

## All Photos (13) **Anti-ALDH1L1 antibody produced in rabbit**

**Synonym(s):** Anti-10-fTHF, Anti-Aldehyde dehydrogenase 1 family, member L1, Anti-FTHFD

Product No.	Clonality	Application	Species Reactivity	Citations	SDS
<a href="#">HPA050139</a>	polyclonal	IF, IHC	human		 <a href="#">View</a>
<a href="#">HPA036900</a>	polyclonal	IHC	human	1	 <a href="#">View</a>



## **Anti-ALDH1L2 antibody produced in rabbit**

**Synonym(s):** FLJ38508, mtFDH, Anti-Aldehyde dehydrogenase 1 family, member I2, Anti-Flj38508, Anti-Mtfdh

### All Photos (3)

Product No.	Clonality	Application	Species Reactivity	Citations	SDS
<a href="#">HPA059282</a>	polyclonal	IF	human		<a href="#">View</a>
<a href="#">HPA039481</a>	polyclonal	IF, IHC	human		<a href="#">View</a>



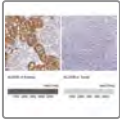
## **Anti-ALDOA antibody produced in rabbit**



**Synonym(s):** Anti-Fructose-bisphosphate aldolase A antibody produced in rabbit, Anti-Lung cancer antigen NY-LU-1 antibody produced in rabbit, Anti-Muscle-type aldolase antibody produced in rabbit

**Photos** (3)


Product No.	Clonality	Application	Species Reactivity	Citations	SDS
<a href="#">HPA004177</a>	polyclonal	IF, IHC	human	8	<a href="#">View</a>

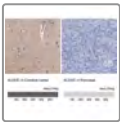


**Anti-ALDOB antibody produced in rabbit**

**Synonym(s):** Anti-Fructose-bisphosphate aldolase B antibody produced in rabbit, Anti-Liver-type aldolase antibody produced in rabbit

**All Photos** (6)


Product No.	Clonality	Application	Species Reactivity	Citations	SDS
<a href="#">HPA002198</a>	polyclonal	IHC	human	2	 <a href="#">View</a>



**Anti-ALDOC antibody produced in rabbit**

**Synonym(s):** Anti-Brain-type aldolase antibody produced in rabbit, Anti-Fructose-bisphosphate aldolase C antibody produced in rabbit

**All Photos** (8)

Product No.	Clonality	Application	Species Reactivity	Citations	SDS
<a href="#">HPA003282</a>	polyclonal	IF, IHC	mouse, human, rat	1	 <a href="#">View</a>

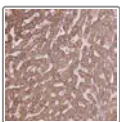


**Anti-ALG5 antibody produced in rabbit**

**Synonym(s):** Anti-DolP-glucosyltransferase antibody produced in rabbit, Anti-Dolichyl-phosphate  $\beta$ -glucosyltransferase antibody produced in rabbit

**All Photos** (4)

Product No.	Clonality	Application	Species Reactivity	Citations	SDS
<a href="#">HPA007989</a>	polyclonal	IF, IHC	human, rat, mouse	1	<a href="#">View</a>

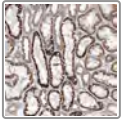


**Anti-ALG8 antibody produced in rabbit**

**Synonym(s):** Anti-MGC2840, Anti-asparagine-linked glycosylation 8, alpha-1,3-glucosyltransferase homolog (*S. cerevisiae*)

**All Photos** (6)

Product No.	Clonality	Application	Species Reactivity	Citations	SDS
<a href="#">HPA051898</a>	polyclonal	IF, IHC	human	1	<a href="#">View</a>

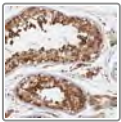


## Anti-ALG12 antibody produced in rabbit

**Synonym(s):** Anti-ECM39, Anti-asparagine-linked glycosylation 12, alpha-1,6-mannosyltransferase homolog (*S. cerevisiae*)

[All Photos](#) (2)

Product No.	Clonality	Application	Species Reactivity	Citations	SDS
<a href="#">HPA003076</a>	polyclonal	IF	human		<a href="#">View</a>
<a href="#">HPA051665</a>	polyclonal	IHC	human		<a href="#">View</a>



## Anti-ALG1 antibody produced in rabbit

**Synonym(s):** Anti-HMAT1, Anti-HMT-1

[All Photos](#) (2)

Product No.	Clonality	Application	Species Reactivity	Citations	SDS
<a href="#">HPA060392</a>	polyclonal	IF, IHC	human		<a href="#">View</a>

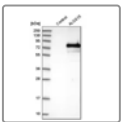


## Anti-ALOX12 antibody produced in rabbit

**Synonym(s):** Anti-12-LOX, Anti-Arachidonate 12-lipoxygenase, 12S-type, Anti-Platelet-type lipoxygenase 12

[All Photos](#) (4)


Product No.	Clonality	Application	Species Reactivity	Citations	SDS
<a href="#">HPA010691</a>	polyclonal	IHC	human	7	<a href="#">View</a>

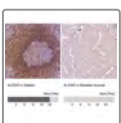


## Anti-ALOX15 antibody produced in rabbit

**Synonym(s):** Anti-15-LOX, Anti-Arachidonate 15-lipoxygenase, Anti-Arachidonate omega-6 lipoxygenase


[All Photos](#) (6)

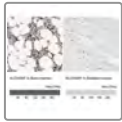
Product No.	Clonality	Application	Species Reactivity	Citations	SDS
<a href="#">HPA013859</a>	polyclonal	IHC	human	4	 <a href="#">View</a>



## Anti-ALOX5 antibody produced in rabbit

[All Photos](#) (6)


Product No.	Clonality	Application	Species Reactivity	Citations	SDS
<a href="#">HPA071285</a>	polyclonal	IF, IHC	human		<a href="#">View</a>



### Anti-ALOX5AP antibody produced in rabbit

**Synonym(s):** Anti-FLAP, Anti-arachidonate 5-lipoxygenase-activating protein

[All Photos](#) (4)


Product No.	Clonality	Application	Species Reactivity	Citations	SDS
<a href="#">HPA026592</a>	polyclonal	IHC	human	1	 <a href="#">View</a>

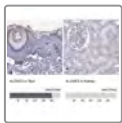


### Anti-ALOX12B antibody produced in rabbit

**Synonym(s):** Anti-12R-LOX, Anti-12R-lipoxygenase, Anti-Arachidonate 12-lipoxygenase, 12R type, Anti-Epidermis-type lipoxygenase 12

[All Photos](#) (3)


Product No.	Clonality	Application	Species Reactivity	Citations	SDS
<a href="#">HPA024002</a>	polyclonal	IF, IHC	human		<a href="#">View</a>

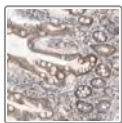


### Anti-ALOXE3

**Synonym(s):** E-LOX, eLOX3

[All Photos](#) (3)

Product No.	Clonality	Application	Species Reactivity	Citations	SDS
<a href="#">HPA078597</a>	polyclonal	IHC	human		<a href="#">View</a>

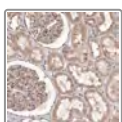


### Anti-ALPK2 antibody produced in rabbit

**Synonym(s):** Anti- $\alpha$ -kinase 2, Anti-HAK

[All Photos](#) (5)

Product No.	Clonality	Application	Species Reactivity	Citations	SDS
<a href="#">HPA029801</a>	polyclonal	IF, IHC	human		<a href="#">View</a>
<a href="#">HPA028084</a>	polyclonal	IHC	human		<a href="#">View</a>
<a href="#">HPA027976</a>	polyclonal	IHC	human		<a href="#">View</a>
<a href="#">HPA027377</a>	polyclonal	IHC	human		<a href="#">View</a>



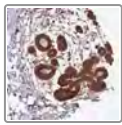
### Anti-ALPK1 antibody produced in rabbit

**Synonym(s):** Anti- $\alpha$ -kinase 1, Anti-FLJ22670, Anti-KIAA1527, Anti-Lak



## All Photos (1)

Product No.	Clonality	Application	Species Reactivity	Citations	SDS
<a href="#">HPA027443</a>	polyclonal	IHC	human		<a href="#">View</a>

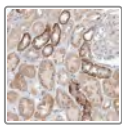


### Anti-ALS2CL antibody produced in rabbit

**Synonym(s):** Anti-ALS2 C-terminal like, Anti-DKFZp686I0110, Anti-FLJ36525, Anti-RN49018

## All Photos (2)

Product No.	Clonality	Application	Species Reactivity	Citations	SDS
<a href="#">HPA048301</a>	polyclonal	IHC	human		<a href="#">View</a>

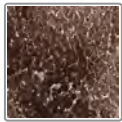


### Anti-AMD1 antibody produced in rabbit

**Synonym(s):** Anti-SAMDC, Anti-adenosylmethionine decarboxylase 1

## All Photos (3)

Product No.	Clonality	Application	Species Reactivity	Citations	SDS
<a href="#">HPA029281</a>	polyclonal	IF, IHC	human		<a href="#">View</a>
<a href="#">HPA029282</a>	polyclonal	IHC	human		<a href="#">View</a>




### Anti-AMDHD1 antibody produced in rabbit

**Synonym(s):** Anti-Amidohydrolase domain containing 1, Anti-MGC35366

## All Photos (3)



Product No.	Clonality	Application	Species Reactivity	Citations	SDS
<a href="#">HPA039720</a>	polyclonal	IF, IHC	human		<a href="#">View</a>

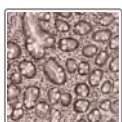


### Anti-AMDHD2 antibody produced in rabbit

**Synonym(s):** Anti-Amidohydrolase domain containing 2, Anti-Cgi-14

## All Photos (12)

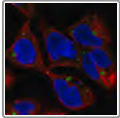
Product No.	Clonality	Application	Species Reactivity	Citations	SDS
<a href="#">HPA041321</a>	polyclonal	IHC	human		<a href="#">View</a>
<a href="#">HPA041184</a>	polyclonal	IF, IHC	human		<a href="#">View</a>



### Anti-AMER1 antibody produced in rabbit

## All Photos (2)

Product No.	Clonality	Application	Species Reactivity	Citations	SDS
<a href="#">HPA065265</a>	polyclonal	IF	human		<a href="#">View</a>
<a href="#">HPA065214</a>	polyclonal	IHC	human		<a href="#">View</a>

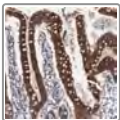


### Anti-AMH antibody produced in rabbit

**Synonym(s):** MIS

## All Photos (1)

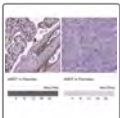
Product No.	Clonality	Application	Species Reactivity	Citations	SDS
<a href="#">HPA066973</a>	polyclonal	IF	human		<a href="#">View</a>



### Anti-AMN antibody produced in rabbit

## All Photos (1)


Product No.	Clonality	Application	Species Reactivity	Citations	SDS
<a href="#">HPA000817</a>	polyclonal	IHC	human	2	<a href="#">View</a>

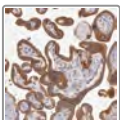


### Anti-AMOT antibody produced in rabbit

**Synonym(s):** KIAA1071

## All Photos (4)

Product No.	Clonality	Application	Species Reactivity	Citations	SDS
<a href="#">HPA067853</a>	polyclonal	IF	human		<a href="#">View</a>
<a href="#">HPA067290</a>	polyclonal	IHC	human		 <a href="#">View</a>



### Anti-AMOTL1 antibody produced in rabbit

**Synonym(s):** Anti-Angiomotin-like protein 1 antibody produced in rabbit

## All Photos (2)


Product No.	Clonality	Application	Species Reactivity	Citations	SDS
<a href="#">HPA001196</a>	polyclonal	IF, IHC	human	13	<a href="#">View</a>



## Anti-AMPD1 antibody produced in rabbit

**Synonym(s):** Anti-MAD, Anti-MADA, Anti-adenosine monophosphate deaminase 1 (isoform M)


[All Photos](#) (5)

Product No.	Clonality	Application	Species Reactivity	Citations	SDS
<a href="#">HPA026478</a>	polyclonal	IHC	human	5	<a href="#">View</a>
<a href="#">HPA028080</a>	polyclonal	IHC	human	3	 <a href="#">View</a>



## Anti-AMPD2 antibody produced in rabbit

[All Photos](#) (12)

Product No.	Clonality	Application	Species Reactivity	Citations	SDS
<a href="#">HPA027137</a>	polyclonal	IHC, WB	human		<a href="#">View</a>
<a href="#">HPA045760</a>	polyclonal	IF, IHC	mouse, human	4	 <a href="#">View</a>
<a href="#">HPA050590</a>	polyclonal	IHC	human		<a href="#">View</a>

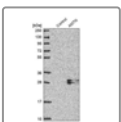


## Anti-AMT antibody produced in rabbit

**Synonym(s):** Anti-Aminomethyltransferase, mitochondrial, Anti-GCVT, Anti-Glycine cleavage system T protein

[All Photos](#) (3)


Product No.	Clonality	Application	Species Reactivity	Citations	SDS
<a href="#">HPA005566</a>	polyclonal	IF, IHC	human	3	<a href="#">View</a>



## Anti-AMTN antibody produced in rabbit

**Synonym(s):** Anti-Amelotin, Anti-RSTI689, Anti-UNQ689


[All Photos](#) (3)

Product No.	Clonality	Application	Species Reactivity	Citations	SDS
<a href="#">HPA036137</a>	polyclonal	IHC	human		<a href="#">View</a>
<a href="#">HPA036136</a>	polyclonal	IHC	human		 <a href="#">View</a>

## [All Photos](#) (5) **Anti-ANGPTL3 antibody produced in rabbit**

**Synonym(s):** Anti-ANGPT5, Anti-Angiopoietin-like 3

Product No.	Clonality	Application	Species Reactivity	Citations	SDS
<a href="#">HPA038097</a>	polyclonal	IHC	human		<a href="#">View</a>



## **Anti-ANK1 antibody produced in rabbit**

**Synonym(s):** Anti-Ankyrin-1, Anti-Ankyrin-R, Anti-Erythrocyte ankyrin, Anti-ANK, Anti-SPH1

## [All Photos](#) (6)

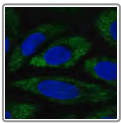
Product No.	Clonality	Application	Species Reactivity	Citations	SDS
<a href="#">HPA004842</a>	polyclonal	IHC	human	2	<a href="#">View</a>
<a href="#">HPA056953</a>	polyclonal	IHC	human	2	<a href="#">View</a>



## Anti-ANKFY1 antibody produced in rabbit

[All Photos](#) (4)

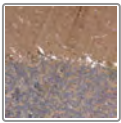
Product No.	Clonality	Application	Species Reactivity	Citations	SDS
<a href="#">HPA065849</a>	polyclonal	IF	human		<a href="#">View</a>
<a href="#">HPA024513</a>	polyclonal	IHC	human	3	<a href="#">View</a>
<a href="#">HPA024522</a>	polyclonal	IHC	human		<a href="#">View</a>



## Anti-ANKH antibody produced in rabbit

[All Photos](#) (1)

Product No.	Clonality	Application	Species Reactivity	Citations	SDS
<a href="#">HPA068104</a>	polyclonal	IF	human		<a href="#">View</a>

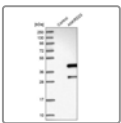


## Anti-ANKK1 antibody produced in rabbit

**Synonym(s):** Anti-Ankyrin repeat and protein kinase domain-containing protein 1, Anti-Protein kinase PKK2, Anti-Sgk288, Anti-Sugen kinase 288, Anti-X-kinase

[All Photos](#) (1)


Product No.	Clonality	Application	Species Reactivity	Citations	SDS
<a href="#">HPA012813</a>	polyclonal	IHC	human	3	<a href="#">View</a>

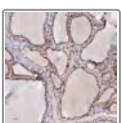


## Anti-ANKRD23 antibody produced in rabbit

**Synonym(s):** Anti-Ankyrin repeat domain 23, Anti-DARP, Anti-FLJ32449, Anti-MARP3

[All Photos](#) (6)

Product No.	Clonality	Application	Species Reactivity	Citations	SDS
<a href="#">HPA036201</a>	polyclonal	IF, IHC	human		<a href="#">View</a>

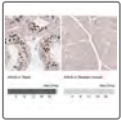


## Anti-ANKRD27 antibody produced in rabbit

**Synonym(s):** Anti-Ankyrin repeat domain 27 (vps9 domain), Anti-Dkfpz43410718, Anti-Flj00040, Anti-Varp

[All Photos](#) (1)



Product No.	Clonality	Application	Species Reactivity	Citations	SDS
<a href="#">HPA042769</a>	polyclonal	IHC	human		<a href="#">View</a>

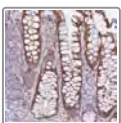


### Anti-ANLN antibody produced in rabbit

**Synonym(s):** Anti-ANILLIN, Anti-Scraps, Anti-scrap

[All Photos](#) (11)

Product No.	Clonality	Application	Species Reactivity	Citations	SDS
<a href="#">HPA050556</a>	polyclonal	IF, IHC	human	1	 <a href="#">View</a>
<a href="#">HPA005680</a>	polyclonal	IHC	human	1	 <a href="#">View</a>

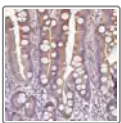


### Anti-ANO8 antibody produced in rabbit

**Synonym(s):** Anti-KIAA1623, Anti-TMEM16H, Anti-anoctamin 8

[All Photos](#) (1)

Product No.	Clonality	Application	Species Reactivity	Citations	SDS
<a href="#">HPA049206</a>	polyclonal	IHC	human		<a href="#">View</a>



### Anti-ANO9 antibody produced in rabbit

**Synonym(s):** Anti-PIG5, Anti-TMEM16J, Anti-TP53I5, Anti-anoctamin 9

[All Photos](#) (1)


Product No.	Clonality	Application	Species Reactivity	Citations	SDS
<a href="#">HPA039948</a>	polyclonal	IHC	human	2	<a href="#">View</a>

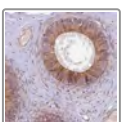


### Anti-ANO7 antibody produced in rabbit

**Synonym(s):** Anti-Anoctamin 7, Anti-IPCA-5, Anti-NGEP, Anti-PCANAP5, Anti-PCANAP5L, Anti-TMEM16G

[All Photos](#) (2)


Product No.	Clonality	Application	Species Reactivity	Citations	SDS
<a href="#">HPA035730</a>	polyclonal	IHC	human	2	 <a href="#">View</a>



### Anti-ANO3 antibody produced in rabbit


[All Photos](#) (3)


Product No.	Clonality	Application	Species Reactivity	Citations	SDS
<a href="#">HPA041629</a>	polyclonal	IHC	human		<a href="#">View</a>



### Anti-Anti-PTGS1 antibody produced in rabbit

[All Photos](#) (5)



Product No.	Clonality	Application	Species Reactivity	Citations	SDS
<a href="#">HPA002834</a>	polyclonal	IF, IHC	human	4	 <a href="#">View</a>

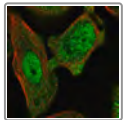


### Anti-ANXA2

**Synonym(s):** ANX2, ANX2L4, CAL1H, LIP2, LPC2D

[All Photos](#) (14)

Product No.	Clonality	Application	Species Reactivity	Citations	SDS
<a href="#">HPA046964</a>	polyclonal	IHC, WB	human	1	 <a href="#">View</a>
<a href="#">HPA061798</a>	polyclonal	IHC, WB	human		 <a href="#">View</a>



### Anti-ANXA7 antibody produced in rabbit

[All Photos](#) (2)



Product No.	Clonality	Application	Species Reactivity	Citations	SDS
<a href="#">HPA064290</a>	polyclonal	IF	human		<a href="#">View</a>



### Anti-ANXA9 antibody produced in rabbit

**Synonym(s):** Anti-ANX31, Anti-annexin A9

[All Photos](#) (16)


Product No.	Clonality	Application	Species Reactivity	Citations	SDS
<a href="#">HPA028404</a>	polyclonal	IHC	human		 <a href="#">View</a>
<a href="#">HPA028698</a>	polyclonal	IF, IHC	human		 <a href="#">View</a>

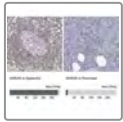


### Anti-ANXA10 antibody produced in rabbit

**Synonym(s):** Anti-Annexin A10, Anti-Annexin-10, Anti-Annexin-14

[All Photos](#) (5)



Product No.	Clonality	Application	Species Reactivity	Citations		SDS
<a href="#">HPA005469</a>	polyclonal	IHC	human	7		<a href="#">View</a>

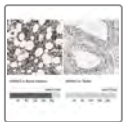


### Anti-ANXA6 antibody produced in rabbit

**Synonym(s):** Anti-67 kDa calelectrin antibody produced in rabbit, Anti-Annexin A6 antibody produced in rabbit, Anti-Annexin VI antibody produced in rabbit, Anti-CPB-II antibody produced in rabbit, Anti-Calphobindin-II antibody produced in rabbit, Anti-Chromobindin-20 antibody produced in rabbit, Anti-Lipocortin VI antibody produced in rabbit, Anti-P68 antibody produced in rabbit, Anti-P70 antibody produced in rabbit, Anti-Protein III antibody produced in rabbit

[All Photos](#) (9)



Product No.	Clonality	Application	Species Reactivity	Citations		SDS
<a href="#">HPA009650</a>	polyclonal	IHC	rat, mouse, human	6		<a href="#">View</a>
<a href="#">HPA002462</a>	polyclonal	IHC	human	3		<a href="#">View</a>



### Anti-ANXA3 antibody produced in rabbit

**Synonym(s):** Anti-35-alpha calcimedlin, Anti-Annexin A3, Anti-Annexin III, Anti-Annexin-3, Anti-Inositol 1,2-cyclic phosphate 2-phosphohydrolase, Anti-Lipocortin III, Anti-PAP-III, Anti-Placental anticoagulant protein III

[All Photos](#) (11)



Product No.	Clonality	Application	Species Reactivity	Citations		SDS
<a href="#">HPA013398</a>	polyclonal	IF, IHC	mouse, rat, human	8		<a href="#">View</a>
<a href="#">HPA013431</a>	polyclonal	IF, IHC	human	4		<a href="#">View</a>

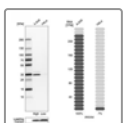


### Anti-ANXA1 antibody produced in rabbit

**Synonym(s):** Anti-Annexin A1, Anti-Annexin I, Anti-Annexin-1, Anti-Calpactin II, Anti-Chromobindin-9, Anti-Lipocortin I, Anti-Phospholipase A2 inhibitory protein, Anti-p35

[All Photos](#) (22)

Product No.	Clonality	Application	Species Reactivity	Citations		SDS
<a href="#">HPA011271</a>	polyclonal	IF, IHC	mouse, rat, human	9		<a href="#">View</a>
<a href="#">HPA011272</a>	polyclonal	IF, IHC	human, rat, mouse	8		<a href="#">View</a>




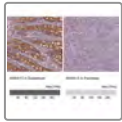
### Anti-ANXA4 antibody produced in rabbit

**Synonym(s):** Anti-35-β Calcimedlin antibody produced in rabbit, Anti-Annexin A4 antibody produced in rabbit, Anti-Annexin IV antibody produced in rabbit, Anti-Carbohydrate-binding protein P33/P41 antibody produced in rabbit, Anti-Chromobindin-4 antibody produced in rabbit, Anti-Endonexin I antibody produced in rabbit, Anti-Lipocortin IV antibody produced in rabbit, Anti-P32.5 antibody produced in rabbit, Anti-P33/41 antibody produced in rabbit, Anti-PAP-II antibody produced in rabbit, Anti-PP4-X antibody produced in rabbit, Anti-Placental anticoagulant protein II antibody produced in rabbit, Anti-Protein II antibody produced in rabbit

[All Photos](#) (4)






Product No.	Clonality	Application	Species Reactivity	Citations	SDS
<a href="#">HPA007393</a>	polyclonal	IF, IHC	mouse, rat, human	3	 <a href="#">View</a>



### Anti-ANXA13 antibody produced in rabbit

**Synonym(s):** Anti-Annexin A13, Anti-Annexin XIII, Anti-Annexin, intestine-specific, Anti-Annexin-13, Anti-ISA

[All Photos](#) (21)

Product No.	Clonality	Application	Species Reactivity	Citations	SDS
<a href="#">HPA019650</a>	polyclonal	IF, IHC	human	4	 <a href="#">View</a>
<a href="#">HPA019569</a>	polyclonal	IHC	human	4	 <a href="#">View</a>
<a href="#">HPA018535</a>	polyclonal	IHC	human	3	 <a href="#">View</a>

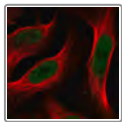


### Anti-ANXA11 antibody produced in rabbit

**Synonym(s):** Anti-56 kDa autoantigen, Anti-Annexin A11, Anti-Annexin XI, Anti-Annexin-11, Anti-CAP-50, Anti-Calcyclin-associated annexin 50

[All Photos](#) (6)

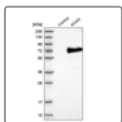
Product No.	Clonality	Application	Species Reactivity	Citations	SDS
<a href="#">HPA027545</a>	polyclonal	IF, IHC	human	2	<a href="#">View</a>



### Anti-ANXA8 antibody produced in rabbit


[All Photos](#) (3)

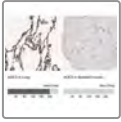
Product No.	Clonality	Application	Species Reactivity	Citations	SDS
<a href="#">HPA047451</a>	polyclonal	IF	human		<a href="#">View</a>
<a href="#">HPA045246</a>	polyclonal	IF	human		<a href="#">View</a>



### Anti-AOAH antibody produced in rabbit

[All Photos](#) (7)


Product No.	Clonality	Application	Species Reactivity	Citations	SDS
<a href="#">HPA021666</a>	polyclonal	IHC	human		<a href="#">View</a>
<a href="#">HPA026716</a>	polyclonal	IHC	human		 <a href="#">View</a>



### Anti-AOC3 antibody produced in rabbit

**Synonym(s):** Anti-HPAO antibody produced in rabbit, Anti-Membrane copper amine oxidase antibody produced in rabbit, Anti-SSAO antibody produced in rabbit, Anti-Semicarbazide-sensitive amine oxidase antibody produced in rabbit, Anti-VAP-1 antibody produced in rabbit, Anti-Vascular adhesion protein 1 antibody produced in rabbit

[All Photos](#) (6)



Product No.	Clonality	Application	Species Reactivity	Citations	SDS
<a href="#">HPA000980</a>	polyclonal	IHC	human	11	 <a href="#">View</a>

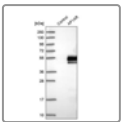


### Anti-AOX1 antibody produced in rabbit

**Synonym(s):** Anti-Aldehyde oxidase 1, Anti-Ao, Anti-Aoh1

[All Photos](#) (6)


Product No.	Clonality	Application	Species Reactivity	Citations	SDS
<a href="#">HPA040215</a>	polyclonal	IHC	human		 <a href="#">View</a>
<a href="#">HPA040199</a>	polyclonal	IHC	human		 <a href="#">View</a>

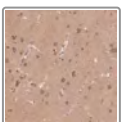


### Anti-AP1AR antibody produced in rabbit

**Synonym(s):** Anti-γ-BAR, Anti-2C18, Anti-Adaptor-related protein complex 1 associated regulatory protein, Anti-C4orf16, Anti-PRO0971

[All Photos](#) (3)

Product No.	Clonality	Application	Species Reactivity	Citations	SDS
<a href="#">HPA058115</a>	polyclonal	IF	human		<a href="#">View</a>
<a href="#">HPA035863</a>	polyclonal	IHC, WB	human	1	 <a href="#">View</a>

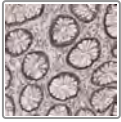


### Anti-AP2B1 antibody produced in rabbit

**Synonym(s):** ADTB2, CLAPB1

[All Photos](#) (3)

Product No.	Clonality	Application	Species Reactivity	Citations	SDS
<a href="#">HPA056733</a>	polyclonal	IF, WB	human		<a href="#">View</a>
<a href="#">HPA067983</a>	polyclonal	IHC	human		<a href="#">View</a>





## Anti-AP3B1 antibody produced in rabbit

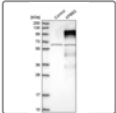
**Synonym(s):** Anti-ADTB3A, Anti-Adaptor-related protein complex 3,  $\beta$  1 subunit, Anti-HPS2

### All Photos (3)

Product No.	Clonality	Application	Species Reactivity	Citations	SDS
<a href="#">HPA045458</a>	polyclonal	IF	human		<a href="#">View</a>
<a href="#">HPA038737</a>	polyclonal	IF, IHC	human	1	<a href="#">View</a>

## All Photos (4) **Anti-AP1B1 antibody produced in rabbit**


Product No.	Clonality	Application	Species Reactivity	Citations	SDS
<a href="#">HPA068520</a>	polyclonal	IHC	human		 <a href="#">View</a>
<a href="#">HPA065226</a>	polyclonal	IF	human	2	 <a href="#">View</a>



## **Anti-APBB2 antibody produced in rabbit**

**Synonym(s):** Anti-Amyloid beta A4 protein-binding family B member 2, Anti-Fe65-like protein

## All Photos (4)

Product No.	Clonality	Application	Species Reactivity	Citations	SDS
<a href="#">HPA023542</a>	polyclonal	IF, IHC	human	2	 <a href="#">View</a>

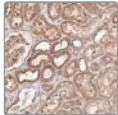


### Anti-APBB3 antibody produced in rabbit

**Synonym(s):** Anti-Amyloid beta A4 precursor protein-binding family B member 3, Anti-Fe65-like protein 2, Anti-Fe65L2

[All Photos](#) (2)

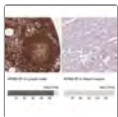
Product No.	Clonality	Application	Species Reactivity	Citations	SDS
<a href="#">HPA005571</a>	polyclonal	IF, IHC	human	3	<a href="#">View</a>



### Anti-APBB1 antibody produced in rabbit

[All Photos](#) (4)



Product No.	Clonality	Application	Species Reactivity	Citations	SDS
<a href="#">HPA038521</a>	polyclonal	IF, IHC	human		<a href="#">View</a>
<a href="#">HPA038522</a>	polyclonal	IF, IHC	human		<a href="#">View</a>

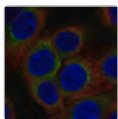


### Anti-APBB1IP antibody produced in rabbit

**Synonym(s):** Anti-INAG1, Anti-RIAM, Anti-amyloid beta (A4) precursor protein-binding, family B, member 1 interacting protein

[All Photos](#) (14)

Product No.	Clonality	Application	Species Reactivity	Citations	SDS
<a href="#">HPA017009</a>	polyclonal	IF, IHC	human	3	 <a href="#">View</a>
<a href="#">HPA063903</a>	polyclonal	IF, IHC	human		 <a href="#">View</a>



### Anti-AP3D1 antibody produced in rabbit

[All Photos](#) (1)



Product No.	Clonality	Application	Species Reactivity	Citations	SDS
<a href="#">HPA074408</a>	polyclonal	IF	human		<a href="#">View</a>



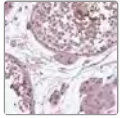
### Anti-AP4E1 antibody produced in rabbit

[All Photos](#) (2)

Product No.	Clonality	Application	Species Reactivity	Citations	SDS
<a href="#">HPA041749</a>	polyclonal	IHC	human		<a href="#">View</a>

Product No.	Clonality	Application	Species Reactivity	Citations	SDS
<a href="#">HPA041891</a>	polyclonal	IHC	human		<a href="#">View</a>
	<b>Anti-AP1G2 antibody produced in rabbit</b> <b>Synonym(s):</b> Anti-Junctophilin-4 antibody produced in rabbit, Anti-Junctophilin-like 1 protein antibody produced in rabbit				
<a href="#">All Photos</a> (2)					
Product No.	Clonality	Application	Species Reactivity	Citations	SDS
<a href="#">HPA004106</a>	polyclonal	IHC	human	6	<a href="#">View</a>
	<b>Anti-APLF antibody produced in rabbit</b>				
<a href="#">All Photos</a> (1)					
Product No.	Clonality	Application	Species Reactivity	Citations	SDS
<a href="#">HPA029396</a>	polyclonal	IHC	human	1	<a href="#">View</a>
	<b>Anti-AP5M1 antibody produced in rabbit</b> <b>Synonym(s):</b> Anti-C14orf108, Anti-FLJ10813, Anti-MUDENG, Anti-MuD, Anti-mu5				
<a href="#">All Photos</a> (3)					
Product No.	Clonality	Application	Species Reactivity	Citations	SDS
<a href="#">HPA055768</a>	polyclonal	IHC	human		<a href="#">View</a>
<a href="#">HPA057098</a>	polyclonal	IHC	human		<a href="#">View</a>
	<b>Anti-AP3M1 antibody produced in rabbit</b>				
<a href="#">All Photos</a> (2)					
Product No.	Clonality	Application	Species Reactivity	Citations	SDS
<a href="#">HPA048380</a>	polyclonal	IHC	human		<a href="#">View</a>
<a href="#">HPA045591</a>	polyclonal	IHC	human		<a href="#">View</a>
	<b>Anti-AP2M1 antibody produced in rabbit</b> <b>Synonym(s):</b> Anti-AP50, Anti-Adaptor-related protein complex 2, $\mu$ 1 subunit, Anti-CLAPM1, Anti-mu2				
<a href="#">All Photos</a> (2)					

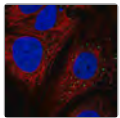
Product No.	Clonality	Application	Species Reactivity	Citations	SDS
<a href="#">HPA069870</a>	polyclonal	IF	human		<a href="#">View</a>
<a href="#">HPA036849</a>	polyclonal	IHC	human	4	<a href="#">View</a>



### Anti-AP4M1 antibody produced in rabbit

[All Photos](#) (1)

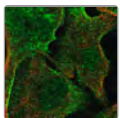
Product No.	Clonality	Application	Species Reactivity	Citations	SDS
<a href="#">HPA066774</a>	polyclonal	IHC	human		<a href="#">View</a>



### Anti-AP1M2 antibody produced in rabbit

[All Photos](#) (1)

Product No.	Clonality	Application	Species Reactivity	Citations	SDS
<a href="#">HPA054999</a>	polyclonal	IF	human		<a href="#">View</a>



### Anti-APMAP antibody produced in rabbit

[All Photos](#) (1)



Product No.	Clonality	Application	Species Reactivity	Citations	SDS
<a href="#">HPA064700</a>	polyclonal	IF	human		<a href="#">View</a>

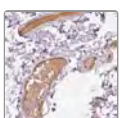


### Anti-APOA4 antibody produced in rabbit

**Synonym(s):** Anti-Apo-AIV antibody produced in rabbit, Anti-ApoA-IV antibody produced in rabbit, Anti-Apolipoprotein A-IV precursor antibody produced in rabbit





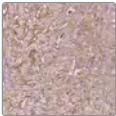
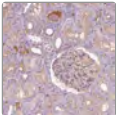
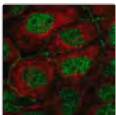
[All Photos](#) (10)

Product No.	Clonality	Application	Species Reactivity	Citations	SDS
<a href="#">HPA001352</a>	polyclonal	IHC, WB	human	7	 <a href="#">View</a>
<a href="#">HPA002549</a>	polyclonal	IHC	human	3	 <a href="#">View</a>



### Anti-APOA1 antibody produced in rabbit

[All Photos](#) (7)

Product No.	Clonality	Application	Species Reactivity	Citations	SDS
<a href="#">HPA046715</a>	polyclonal	IF, IHC	human	1	<a href="#">View</a>
 <p><b>Anti-APOB antibody produced in rabbit</b></p> <p><a href="#">All Photos</a> (4)</p>					
Product No.	Clonality	Application	Species Reactivity	Citations	SDS
<a href="#">HPA049793</a>	polyclonal	IF, IHC	human		<a href="#">View</a>
 <p><b>Anti-APOBR antibody produced in rabbit</b></p> <p><b>Synonym(s):</b> Anti-Apob100r, Anti-Apob48r, Anti-Apolipoprotein b receptor</p> <p><a href="#">All Photos</a> (12)</p>					
Product No.	Clonality	Application	Species Reactivity	Citations	SDS
<a href="#">HPA042093</a>	polyclonal	IHC	human		<a href="#">View</a>
<a href="#">HPA041667</a>	polyclonal	IHC	human		<a href="#">View</a>
 <p><b>Anti-APOC1 antibody produced in rabbit</b></p> <p><b>Synonym(s):</b> Anti-apolipoprotein C-I</p> <p><a href="#">All Photos</a> (4)</p>					
Product No.	Clonality	Application	Species Reactivity	Citations	SDS
<a href="#">HPA051518</a>	polyclonal	IHC	human		<a href="#">View</a>
 <p><b>Anti-APOC4 antibody produced in rabbit</b></p> <p><a href="#">All Photos</a> (1)</p>					
Product No.	Clonality	Application	Species Reactivity	Citations	SDS
<a href="#">HPA062671</a>	polyclonal	IHC	human		<a href="#">View</a>
 <p><b>Anti-APOC3 antibody produced in rabbit</b></p> <p><a href="#">All Photos</a> (1)</p>					
Product No.	Clonality	Application	Species Reactivity	Citations	SDS
<a href="#">HPA065365</a>	polyclonal	IF	human		<a href="#">View</a>

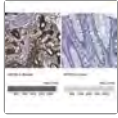




### Anti-APOC2 antibody produced in rabbit


[All Photos](#) (1)

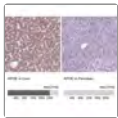
Product No.	Clonality	Application	Species Reactivity	Citations	SDS
<a href="#">HPA055877</a>	polyclonal	IHC	human		<a href="#">View</a>



### Anti-APOD antibody produced in rabbit


[All Photos](#) (4)

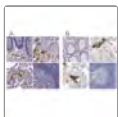
Product No.	Clonality	Application	Species Reactivity	Citations	SDS
<a href="#">HPA040520</a>	polyclonal	IF, IHC	human		 <a href="#">View</a>



### Anti-APOE antibody produced in rabbit

[All Photos](#) (15)

Product No.	Clonality	Application	Species Reactivity	Citations	SDS
<a href="#">HPA065539</a>	polyclonal	IF, IHC	human	6	 <a href="#">View</a>
<a href="#">HPA068768</a>	polyclonal		human	6	<a href="#">View</a>





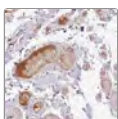
### Anti-APOH antibody produced in rabbit

**Synonym(s):** Anti- $\beta$ -2-Glycoprotein I antibody produced in rabbit, Anti- $\beta$ -2-GPI antibody produced in rabbit, Anti- $\beta$ -2-Glycoprotein 1 precursor antibody produced in rabbit, Anti- $\beta$ -2-Glycoprotein I antibody produced in rabbit, Anti-APC inhibitor antibody produced in rabbit, Anti-Activated protein C-binding protein antibody produced in rabbit, Anti-Anticardiolipin cofactor antibody produced in rabbit, Anti-Apo-H antibody produced in rabbit, Anti-Apolipoprotein H antibody produced in rabbit, Anti-B2GPI antibody produced in rabbit

[All](#)

[Photos](#) (13)


Product No.	Clonality	Application	Species Reactivity	Citations	SDS
<a href="#">HPA003732</a>	polyclonal	IHC	human	5	 <a href="#">View</a>
<a href="#">HPA001654</a>	polyclonal	IF, IHC	human	7	 <a href="#">View</a>



### Anti-APOM antibody produced in rabbit

[All Photos](#) (3)

Product No.	Clonality	Application	Species Reactivity	Citations	SDS
<a href="#">HPA051006</a>	polyclonal	IF, IHC	human		<a href="#">View</a>





## Anti-APPL2 antibody produced in rabbit

**Synonym(s):** Anti-DIP13B, Anti-FLJ10659, Anti-adaptor protein, phosphotyrosine interaction, PH domain and leucine zipper containing 2

[All](#)

[Photos](#) (3)

Product No.	Clonality	Application	Species Reactivity	Citations	SDS
<a href="#">HPA039688</a>	polyclonal	IHC	human		<a href="#">View</a>
<a href="#">HPA043925</a>	polyclonal	IHC	human		<a href="#">View</a>



## ANTI-APPL1 antibody produced in rabbit

**Synonym(s):** Anti-APPL, Anti-Adapter protein containing PH domain, PTB domain and leucine zipper motif 1, Anti-DCC-interacting protein 13-alpha, Anti-Dip13-alpha

[All](#)

[Photos](#) (1)

Product No.	Clonality	Application	Species Reactivity	Citations	SDS
<a href="#">HPA011138</a>	polyclonal	IHC	human	4	<a href="#">View</a>



## Anti-APRT antibody produced in rabbit

**Synonym(s):** Anti-APRT, Anti-Adenine phosphoribosyltransferase

[All Photos](#) (6)

Product No.	Clonality	Application	Species Reactivity	Citations	SDS
<a href="#">HPA026681</a>	polyclonal	IF, IHC	human	1	<a href="#">View</a>

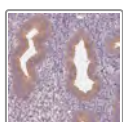
**All****Photos (3)****Anti-AP5S1 antibody produced in rabbit**

**Synonym(s):** C20orf29, FLJ11168, Anti-C20orf29, Anti-FLJ11168, Anti-adaptor-related protein complex 5, sigma 1 subunit

Product No.	Clonality	Application	Species Reactivity	Citations	SDS
<a href="#">HPA043533</a>	polyclonal	IF	human		<a href="#">View</a>
<a href="#">HPA048244</a>	polyclonal	IF, IHC	human		<a href="#">View</a>

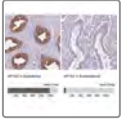
**Anti-AP4S1 antibody produced in rabbit****All Photos (1)**

Product No.	Clonality	Application	Species Reactivity	Citations	SDS
<a href="#">HPA039963</a>	polyclonal	IHC	human		<a href="#">View</a>

**Anti-AP1S1 antibody produced in rabbit**


## All Photos (3)


Product No.	Clonality	Application	Species Reactivity	Citations	SDS
<a href="#">HPA060945</a>	polyclonal	IF, IHC	human		<a href="#">View</a>



### Anti-AP1S2 antibody produced in rabbit

## All Photos (3)

Product No.	Clonality	Application	Species Reactivity	Citations	SDS
<a href="#">HPA049894</a>	polyclonal	IHC	human		 <a href="#">View</a>

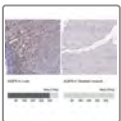


### Anti-AP3S2 antibody produced in rabbit

**Synonym(s):** Anti-sigma3b

## All Photos (2)


Product No.	Clonality	Application	Species Reactivity	Citations	SDS
<a href="#">HPA049270</a>	polyclonal	IF, IHC	human		<a href="#">View</a>

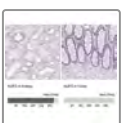


### Anti-AQP9

**Synonym(s):** HsT17287, SSC1


## All Photos (3)

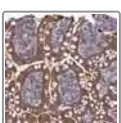
Product No.	Clonality	Application	Species Reactivity	Citations	SDS
<a href="#">HPA074762</a>	polyclonal	IHC	human		 <a href="#">View</a>



### Anti-AQP2 antibody produced in rabbit

## All Photos (5)

Product No.	Clonality	Application	Species Reactivity	Citations	SDS
<a href="#">HPA046834</a>	polyclonal	IHC	human	3	 <a href="#">View</a>



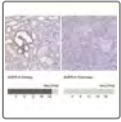
### Anti-AQP11 antibody produced in rabbit

**Synonym(s):** Anti-Aquaporin 11

## All Photos (1)

Product No.	Clonality	Application	Species Reactivity	Citations	SDS
<a href="#">HPA042879</a>	polyclonal	IHC	human	1	<a href="#">View</a>


Product No.	Clonality	Application	Species Reactivity	Citations	SDS
-------------	-----------	-------------	--------------------	-----------	-----

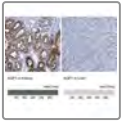


### Anti-AQP6 antibody produced in rabbit

**Synonym(s):** Anti-AQP2L, Anti-aquaporin 6, kidney specific

[All Photos](#) (5)


Product No.	Clonality	Application	Species Reactivity	Citations	SDS
<a href="#">HPA015278</a>	polyclonal	IHC	human	3	 <a href="#">View</a>

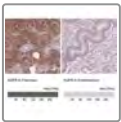


### Anti-AQP1 antibody produced in rabbit

**Synonym(s):** Anti-AQP-1, Anti-Aquaporin-1, Anti-Aquaporin-CHIP, Anti-Urine water channel, Anti-Water channel protein for red blood cells and kidney proximal tubule

[All Photos](#) (7)


Product No.	Clonality	Application	Species Reactivity	Citations	SDS
<a href="#">HPA019206</a>	polyclonal	IF, IHC	human	10	 <a href="#">View</a>



### Anti-AQP8 antibody produced in rabbit

**Synonym(s):** Anti-Aquaporin 8

[All Photos](#) (3)


Product No.	Clonality	Application	Species Reactivity	Citations	SDS
<a href="#">HPA046259</a>	polyclonal	IHC	human	10	 <a href="#">View</a>

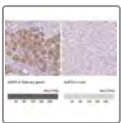


### Anti-AQP4 antibody produced in rabbit

**Synonym(s):** Anti-AQP-4, Anti-Aquaporin-4, Anti-MIWC, Anti-Mercurial-insensitive water channel, Anti-WCH4


[All Photos](#) (9)

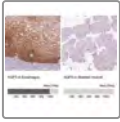
Product No.	Clonality	Application	Species Reactivity	Citations	SDS
<a href="#">HPA014784</a>	polyclonal	IF, IHC	human, mouse	37	 <a href="#">View</a>



### Anti-AQP5 antibody produced in rabbit

[All Photos](#) (6)


Product No.	Clonality	Application	Species Reactivity	Citations	SDS
<a href="#">HPA065008</a>	polyclonal	IF, IHC	human	2	 <a href="#">View</a>

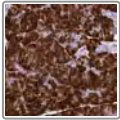


## Anti-AQP3 antibody produced in rabbit

**Synonym(s):** Anti-GIL

[All Photos](#) (7)

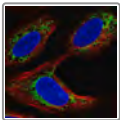
Product No.	Clonality	Application	Species Reactivity	Citations	SDS
<a href="#">HPA014924</a>	polyclonal	IF, IHC	human	3	 <a href="#">View</a>



## Anti-AQP12A antibody produced in rabbit

[All Photos](#) (1)


Product No.	Clonality	Application	Species Reactivity	Citations	SDS
<a href="#">HPA042216</a>	polyclonal	IHC	human	1	<a href="#">View</a>



## Anti-AR antibody produced in rabbit



[All Photos](#) (1)

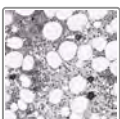
Product No.	Clonality	Application	Species Reactivity	Citations	SDS
<a href="#">HPA065701</a>	polyclonal	IF	human		<a href="#">View</a>



## Anti-ARAF antibody produced in rabbit

[All Photos](#) (4)

Product No.	Clonality	Application	Species Reactivity	Citations	SDS
<a href="#">HPA046188</a>	polyclonal	IF	human		 <a href="#">View</a>
<a href="#">HPA066326</a>	polyclonal	IHC	human		 <a href="#">View</a>

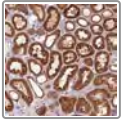


## Anti-ARAP2 antibody produced in rabbit

**Synonym(s):** Anti-ArfGAP with RhoGAP domain, ankyrin repeat and PH domain 2, Anti-CENTD1, Anti-PARX

[All Photos](#) (3)

Product No.	Clonality	Application	Species Reactivity	Citations	SDS
<a href="#">HPA035925</a>	polyclonal	IF, IHC	human		<a href="#">View</a>



## Anti-ARAP1 antibody produced in rabbit

[All Photos](#) (3)

Product No.	Clonality	Application	Species Reactivity	Citations	SDS
<a href="#">HPA070383</a>	polyclonal	IF, IHC	human		<a href="#">View</a>

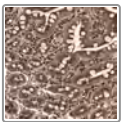


## Anti-ARAP3 antibody produced in rabbit

**Synonym(s):** Anti-Arfgap with rhogap domain, ankyrin repeat and ph domain 3, Anti-Centd3, Anti-Drag1, Anti-Flj21065

[All Photos](#) (2)

Product No.	Clonality	Application	Species Reactivity	Citations	SDS
<a href="#">HPA042887</a>	polyclonal	IHC	human	1	<a href="#">View</a>

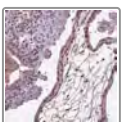


## Anti-ARCN1 antibody produced in rabbit

**Synonym(s):** Anti-Archain 1, Anti-COPD

[All Photos](#) (4)


Product No.	Clonality	Application	Species Reactivity	Citations	SDS
<a href="#">HPA044874</a>	polyclonal	IF	human		<a href="#">View</a>
<a href="#">HPA037573</a>	polyclonal	IF, IHC	human, mouse, rat	1	<a href="#">View</a>



## Anti-AREG antibody produced in rabbit

[All Photos](#) (4)


Product No.	Clonality	Application	Species Reactivity	Citations	SDS
<a href="#">HPA008720</a>	polyclonal	IHC	human	7	<a href="#">View</a>



## Anti-ARFGAP3 antibody produced in rabbit

**Synonym(s):** Anti-ADP-ribosylation factor GTPase-activating protein 3 antibody produced in rabbit, Anti-ARF GAP 3 antibody produced in rabbit

[All Photos](#) (3)



Product No.	Clonality	Application	Species Reactivity	Citations	SDS
<a href="#">HPA000638</a>	polyclonal	IF, IHC	human	4	 <a href="#">View</a>



## Anti-ARFGAP1 antibody produced in rabbit

**Synonym(s):** Anti-ADP-ribosylation factor GTPase activating protein 1, Anti-ARF1GAP, Anti-FLJ10767, Anti-bA261N11.3

**All Photos** (12)

Product No.	Clonality	Application	Species Reactivity	Citations	SDS
<a href="#">HPA051019</a>	polyclonal	IF, IHC	human	1	 <a href="#">View</a>
<a href="#">HPA056273</a>	polyclonal	IF, IHC	human		 <a href="#">View</a>




## Anti-ARFGEF1 antibody produced in rabbit

**Synonym(s):** Anti-Brefeldin A-inhibited GEP 1, Anti-Brefeldin A-inhibited guanine nucleotide-exchange protein 1, Anti-p200 ARF guanine nucleotide exchange factor, Anti-p200 ARF-GEP1

**All Photos** (12)

Product No.	Clonality	Application	Species Reactivity	Citations	SDS
<a href="#">HPA023822</a>	polyclonal	IF, IHC	human, mouse	4	<a href="#">View</a>
<a href="#">HPA023399</a>	polyclonal	IF, IHC	human	4	<a href="#">View</a>

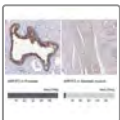


## Anti-ARFGEF2 antibody produced in rabbit

**Synonym(s):** Anti-Brefeldin A-inhibited GEP 2, Anti-Brefeldin A-inhibited guanine nucleotide-exchange protein 2

**All Photos** (2)


Product No.	Clonality	Application	Species Reactivity	Citations	SDS
<a href="#">HPA026078</a>	polyclonal	IHC	human	4	<a href="#">View</a>



## Anti-ARFIP2 antibody produced in rabbit

**Synonym(s):** Anti-ADP-ribosylation factor interacting protein 2, Anti-POR1

**All Photos** (7)

Product No.	Clonality	Application	Species Reactivity	Citations	SDS
<a href="#">HPA038156</a>	polyclonal	IF, IHC	human		 <a href="#">View</a>





## Anti-ARFIP1 antibody produced in rabbit

**Synonym(s):** Anti-HSU52521

**All Photos** (7)




Product No.	Clonality	Application	Species Reactivity	Citations	SDS
<a href="#">HPA037375</a>	polyclonal	IF, IHC	human		<a href="#">View</a>
<a href="#">HPA063759</a>	polyclonal	IF, IHC	human		 <a href="#">View</a>




### Anti-ARFRP1 antibody produced in rabbit

**Synonym(s):** Anti-ADP-ribosylation factor related protein 1, Anti-ARL18, Anti-ARP, Anti-Arp1

#### All Photos (3)



Product No.	Clonality	Application	Species Reactivity	Citations	SDS
<a href="#">HPA050634</a>	polyclonal	IF	human		<a href="#">View</a>
<a href="#">HPA047028</a>	polyclonal	IHC	human		 <a href="#">View</a>



### Anti-ARG1 antibody produced in rabbit

**Synonym(s):** Anti-Arginase-1, Anti-Liver-type arginase, Anti-Type I arginase, Anti-Arginase-1 antibody produced in rabbit, Anti-Liver-type arginase antibody produced in rabbit, Anti-Type I arginase antibody produced in rabbit

#### All Photos (10)


Product No.	Clonality	Application	Species Reactivity	Citations	SDS
<a href="#">HPA024006</a>	polyclonal	IHC	human	4	 <a href="#">View</a>
<a href="#">HPA003595</a>	polyclonal	IHC	human	16	 <a href="#">View</a>

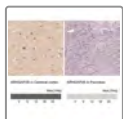
All

## Anti-ARHGAP1 antibody produced in rabbit

Photos (12)

**Synonym(s):** Anti-p GTPase-activating protein 1 antibody produced in rabbit, Anti-p-Related small GTPase protein activator antibody produced in rabbit, Anti-CDC42 GTPase-activating protein antibody produced in rabbit, Anti-GTPase-activating protein rhoOGAP antibody produced in rabbit, Anti-p50-RhoGAP antibody produced in rabbit

Product No.	Clonality	Application	Species Reactivity	Citations	SDS
<a href="#">HPA004689</a>	polyclonal	IF, IHC	human, mouse, rat	3	 <a href="#">View</a>
<a href="#">HPA008285</a>	polyclonal	IHC	mouse, human, rat	1	<a href="#">View</a>



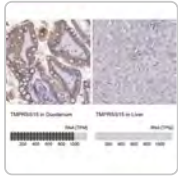
## Anti-ARHGAP26 antibody produced in rabbit

**Synonym(s):** Anti-GRAF, Anti-KIAA0621, Anti-OPHN1L, Anti-OPHN1L1, Anti-Rho GTPase activating protein 26

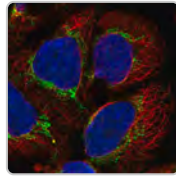
All

Photos (10)

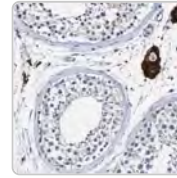
Product No.	Clonality	Application	Species Reactivity	Citations	SDS
<a href="#">HPA035107</a>	polyclonal	IHC	human	1	 <a href="#">View</a>
<a href="#">HPA035106</a>	polyclonal	IF, IHC	human		<a href="#">View</a>



Sigma-Aldrich  
**HPA072934**  
Anti-TMPRSS15



Sigma-Aldrich  
**HPA061396**  
Anti-AARS2  
antibody...

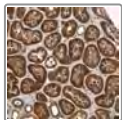


Sigma-Aldrich  
**HPA010972**  
Anti-VMA21  
antibody...

[View Price and Availability](#)

[View Price and Availability](#)

[View Price and Availability](#)

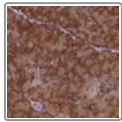


### Anti-ARHGAP15 antibody produced in rabbit

**Synonym(s):** Anti-BM046, Anti-Rho GTPase activating protein 15

[All Photos](#) (1)

Product No.	Clonality	Application	Species Reactivity	Citations	SDS
<b>HPA032125</b>	polyclonal	IHC	human		<a href="#">View</a>



### Anti-ARHGAP18 antibody produced in rabbit

**Synonym(s):** Anti-MacGAP, Anti-Rho GTPase activating protein 18, Anti-bA307O14.2

[All Photos](#) (2)


Product No.	Clonality	Application	Species Reactivity	Citations	SDS
<b>HPA031595</b>	polyclonal	IF, IHC	human		<a href="#">View</a>

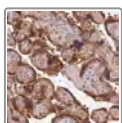


### Anti-ARHGAP12 antibody produced in rabbit

**Synonym(s):** Anti-FLJ10971, Anti-FLJ20737, Anti-FLJ21785, Anti-Rho GTPase activating protein 12

[All Photos](#) (8)

Product No.	Clonality	Application	Species Reactivity	Citations	SDS
<b>HPA000412</b>	polyclonal	IHC	rat, human, mouse	2	 <a href="#">View</a>



### Anti-ARHGAP17 antibody produced in rabbit

**Synonym(s):** Anti-Flj10308, Anti-Flj13219, Anti-Nadrin, Anti-Rho gtpase activating protein 17, Anti-Rich1, Anti-Wbp15

[All Photos](#) (6)

Product No.	Clonality	Application	Species Reactivity	Citations	SDS
<b>HPA041703</b>	polyclonal	IF, IHC	human, mouse		<a href="#">View</a>



### Anti-ARHGAP20 antibody produced in rabbit

**Synonym(s):** Anti-KIAA1391, Anti-Rho GTPase activating protein 20

[All Photos](#) (3)



Product No.	Clonality	Application	Species Reactivity	Citations	SDS
<a href="#">HPA076303</a>	polyclonal	IF	human		<a href="#">View</a>
<a href="#">HPA038458</a>	polyclonal	IHC	human		<a href="#">View</a>
<a href="#">HPA038459</a>	polyclonal	IHC	human	1	<a href="#">View</a>

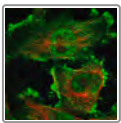


### Anti-ARHGAP25 antibody produced in rabbit

**Synonym(s):** Anti-KIAA0053, Anti-Rho GTPase activating protein 25

[All Photos](#) (19)

Product No.	Clonality	Application	Species Reactivity	Citations	SDS
<a href="#">HPA061395</a>	polyclonal	IF, IHC	human		 <a href="#">View</a>
<a href="#">HPA035346</a>	polyclonal	IHC	human	1	 <a href="#">View</a>

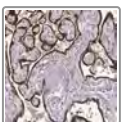


### Anti-ARHGAP23 antibody produced in rabbit

**Synonym(s):** Anti-Rho GTPase-activating protein 23, Anti-Rho-type GTPase-activating protein 23

[All Photos](#) (2)

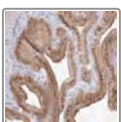
Product No.	Clonality	Application	Species Reactivity	Citations	SDS
<a href="#">HPA047291</a>	polyclonal	IF	human		<a href="#">View</a>
<a href="#">HPA019818</a>	polyclonal	IF	human	1	<a href="#">View</a>



### Anti-ARHGAP8 antibody produced in rabbit

[All Photos](#) (2)

Product No.	Clonality	Application	Species Reactivity	Citations	SDS
<a href="#">HPA069694</a>	polyclonal	IF, IHC	human		<a href="#">View</a>



### Anti-ARHGAP21 antibody produced in rabbit

**Synonym(s):** Anti-ARHGAP10, Anti-KIAA1424, Anti-Rho GTPase activating protein 21

[All Photos](#) (2)

Product No.	Clonality	Application	Species Reactivity	Citations	SDS
<a href="#">HPA057861</a>	polyclonal	IF	human		<a href="#">View</a>
<a href="#">HPA036610</a>	polyclonal	IHC	human	1	<a href="#">View</a>



### Anti-ARHGAP5 antibody produced in rabbit

**Synonym(s):** Anti-GFI2, Anti-Rho GTPase activating protein 5, Anti-RhoGAP5, Anti-p190-B, Anti-p190BRhoGAP

[All Photos](#) (2)

Product No.	Clonality	Application	Species Reactivity	Citations	SDS
<a href="#">HPA056507</a>	polyclonal	IF	human		<a href="#">View</a>
<a href="#">HPA046993</a>	polyclonal	IHC	human		<a href="#">View</a>

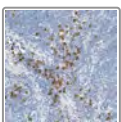


### Anti-ARHGAP19 antibody produced in rabbit

**Synonym(s):** Anti-FIj00194, Anti-Mgc14258, Anti-Rho gtpase activating protein 19

[All Photos](#) (4)

Product No.	Clonality	Application	Species Reactivity	Citations	SDS
<a href="#">HPA035777</a>	polyclonal	IF	human		<a href="#">View</a>
<a href="#">HPA043231</a>	polyclonal	IF, IHC	human		<a href="#">View</a>



### Anti-ARHGAP27 antibody produced in rabbit

**Synonym(s):** Anti-ARHGAP27, Anti-CIN85-associated multi-domain-containing Rho GTPase-activating protein 1, Anti-Rho GTPase-activating protein 27, Anti-Rho-type GTPase-activating protein 27, Anti-SH3D20

[All Photos](#) (7)

Product No.	Clonality	Application	Species Reactivity	Citations	SDS
<a href="#">HPA053053</a>	polyclonal	IF	human		<a href="#">View</a>
<a href="#">HPA023919</a>	polyclonal	IF, IHC	human	2	<a href="#">View</a>



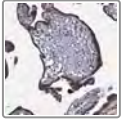
### Anti-ARHGAP22 antibody produced in rabbit

**Synonym(s):** Anti-RhoGAP2

[All Photos](#) (3)

Product No.	Clonality	Application	Species Reactivity	Citations	SDS
<a href="#">HPA064439</a>	polyclonal	IHC	human		<a href="#">View</a>
<a href="#">HPA040391</a>	polyclonal	IHC	human		<a href="#">View</a>

Product No.	Clonality	Application	Species Reactivity	Citations	SDS
-------------	-----------	-------------	--------------------	-----------	-----



### Anti-ARHGAP42 antibody produced in rabbit

**Synonym(s):** Anti-FLJ32810, Anti-GRAF3, Anti-Rho GTPase activating protein 42

[All Photos](#) (2)

Product No.	Clonality	Application	Species Reactivity	Citations	SDS
-------------	-----------	-------------	--------------------	-----------	-----

<a href="#">HPA039924</a>	polyclonal	IF, IHC	human		<a href="#">View</a>
---------------------------	------------	---------	-------	--	----------------------



### Anti-ARHGAP28 antibody produced in rabbit

**Synonym(s):** Anti-FLJ10312, Anti-KIAA1314, Anti-Rho GTPase activating protein 28

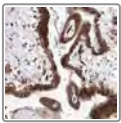
[All Photos](#) (8)

Product No.	Clonality	Application	Species Reactivity	Citations	SDS
-------------	-----------	-------------	--------------------	-----------	-----

<a href="#">HPA030414</a>	polyclonal	IF, IHC	human	1	<a href="#">View</a>
---------------------------	------------	---------	-------	---	----------------------

<a href="#">HPA030413</a>	polyclonal	IF, IHC	human	2	 <a href="#">View</a>
---------------------------	------------	---------	-------	---	--

<a href="#">HPA030415</a>	polyclonal	IHC	human		<a href="#">View</a>
---------------------------	------------	-----	-------	--	----------------------




### Anti-ARHGAP31 antibody produced in rabbit

**Synonym(s):** Anti-CDGAP, Anti-Rho GTPase activating protein 31

[All Photos](#) (1)

Product No.	Clonality	Application	Species Reactivity	Citations	SDS
-------------	-----------	-------------	--------------------	-----------	-----

<a href="#">HPA036380</a>	polyclonal	IHC	human	9	<a href="#">View</a>
---------------------------	------------	-----	-------	---	----------------------




### Anti-ARHGAP30 antibody produced in rabbit

**Synonym(s):** Anti-FLJ00267, Anti-Rho GTPase activating protein 30

[All Photos](#) (6)

Product No.	Clonality	Application	Species Reactivity	Citations	SDS
-------------	-----------	-------------	--------------------	-----------	-----



<a href="#">HPA036300</a>	polyclonal	IF, IHC	human		 <a href="#">View</a>
---------------------------	------------	---------	-------	--	--

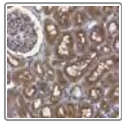


### Anti-ARHGAP4 antibody produced in rabbit

**Synonym(s):** Anti-p-GAP hematopoietic protein C1 antibody produced in rabbit, Anti-p-GTPase-activating protein 4 antibody produced in rabbit, Anti-p115 antibody produced in rabbit

[All Photos](#) (19)

Product No.	Clonality	Application	Species Reactivity	Citations	SDS
<a href="#">HPA001012</a>	polyclonal	IHC	human, mouse, rat	2	 <a href="#">View</a>
<a href="#">HPA001083</a>	polyclonal	IF, IHC	human	2	 <a href="#">View</a>




### Anti-ARHGAP24 antibody produced in rabbit

**Synonym(s):** Anti-FilGAP, Anti-Filamin-A-associated RhoGAP, Anti-RAC1- and CDC42-specific GTPase-activating protein of 72 kDa, Anti-RC-GAP72, Anti-Rho GTPase-activating protein 24, Anti-Rho-type GTPase-activating protein 24, Anti-RhoGAP of 73 kDa, Anti-Sarcoma antigen NY-SAR-88, Anti-p73RhoGAP

[All Photos](#) (1)

Product No.	Clonality	Application	Species Reactivity	Citations	SDS
<a href="#">HPA014288</a>	polyclonal	IHC	human	4	<a href="#">View</a>

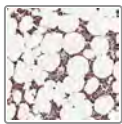


### Anti-ARHGAP11A antibody produced in rabbit

**Synonym(s):** Anti-Kiaa0013, Anti-Rho gtpase activating protein 11a

[All Photos](#) (6)

Product No.	Clonality	Application	Species Reactivity	Citations	SDS
<a href="#">HPA040419</a>	polyclonal	IHC	human	1	<a href="#">View</a>

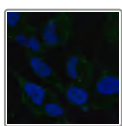


### Anti-ARHGDIB antibody produced in rabbit

**Synonym(s):** Anti-GDIA2, Anti-GDID4, Anti-Ly-GDI, Anti-RAP1GN1, Anti-RhoGDI2

[All Photos](#) (2)

Product No.	Clonality	Application	Species Reactivity	Citations	SDS
<a href="#">HPA051235</a>	polyclonal	IHC	human	1	<a href="#">View</a>



### Anti-ARHGDIG antibody produced in rabbit

**Synonym(s):** RHOGDI-3

[All Photos](#) (1)

Product No.	Clonality	Application	Species Reactivity	Citations	SDS
<a href="#">HPA078260</a>	polyclonal	IF	human		<a href="#">View</a>



### Anti-ARHGEF6 antibody produced in rabbit

**Synonym(s):** Anti- $\alpha$ -Pix antibody produced in rabbit, Anti- $\rho$ -Guanine nucleotide exchange factor 6 antibody produced in rabbit, Anti-COOL-2 antibody produced in rabbit, Anti-PAK-interacting exchange factor  $\alpha$  antibody produced in rabbit, Anti-Rac/Cdc42 guanine nucleotide exchange factor 6 antibody produced in rabbit

[All Photos](#) (6)

Product No.	Clonality	Application	Species Reactivity	Citations	SDS
<a href="#">HPA003578</a>	polyclonal	IF, IHC	human	4	<a href="#">View</a>



### Anti-ARHGEF5 antibody produced in rabbit

**Synonym(s):** Anti-Guanine nucleotide regulatory protein TIM, Anti-Oncogene TIM, Anti-Rho guanine nucleotide exchange factor 5, Anti-Transforming immortalized mammary oncogene, Anti-p60 TIM, Anti-GEF5, Anti-P60, Anti-Rho guanine nucleotide exchange factor (GEF) 5, Anti-TIM, Anti-TIM1

[All Photos](#) (5)

Product No.	Clonality	Application	Species Reactivity	Citations	SDS
<a href="#">HPA020980</a>	polyclonal	IF, IHC	human	3	<a href="#">View</a>
<a href="#">HPA044188</a>	polyclonal	IHC	human		<a href="#">View</a>
<a href="#">HPA029504</a>	polyclonal	IF, IHC	human		<a href="#">View</a>




### Anti-ARHGEF16 antibody produced in rabbit

**Synonym(s):** Anti-Rho guanine nucleotide exchange factor 16

[All Photos](#) (2)




Product No.	Clonality	Application	Species Reactivity	Citations	SDS
<a href="#">HPA010609</a>	polyclonal	IHC	human	3	<a href="#">View</a>



### Anti-ARHGEF11 antibody produced in rabbit

**Synonym(s):** Anti-PDZ-RhoGEF, Anti-Rho guanine nucleotide exchange factor 11

[All Photos](#) (17)

Product No.	Clonality	Application	Species Reactivity	Citations	SDS
<a href="#">HPA012037</a>	polyclonal	IHC	human	2	 <a href="#">View</a>
<a href="#">HPA011026</a>	polyclonal	IHC, WB	human	8	 <a href="#">View</a>
<a href="#">HPA014658</a>	polyclonal	IHC	human	8	 <a href="#">View</a>



### Anti-ARHGEF17 antibody produced in rabbit

**Synonym(s):** Anti-164 kDa Rho-specific guanine-nucleotide exchange factor, Anti-Rho guanine nucleotide exchange factor 17, Anti-Tumor endothelial marker 4, Anti-p164-RhoGEF, Anti-p164RhoGEF

[All Photos](#) (2)

Product No.	Clonality	Application	Species Reactivity	Citations	SDS
<a href="#">HPA007991</a>	polyclonal	IF, IHC	human	1	<a href="#">View</a>






## Anti-ARHGEF7 antibody produced in rabbit

**Synonym(s):** Anti-Beta-Pix, Anti-COOL-1, Anti-PAK-interacting exchange factor beta, Anti-Rho guanine nucleotide exchange factor 7, Anti-p85

**All**

**Photos** (6)

Product No.	Clonality	Application	Species Reactivity	Citations	SDS
<a href="#">HPA004744</a>	polyclonal	IHC	human	4	 <a href="#">View</a>

## [All Photos](#) (2) **Anti-ARHGEF12 antibody produced in rabbit**

**Synonym(s):** Anti-Leukemia-associated RhoGEF, Anti-Rho guanine nucleotide exchange factor 12

Product No.	Clonality	Application	Species Reactivity	Citations	SDS
<a href="#">HPA018911</a>	polyclonal	IF, IHC	human	5	<a href="#">View</a>

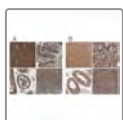


## **Anti-ARHGEF16 antibody produced in rabbit**

**Synonym(s):** Anti-Rho guanine nucleotide exchange factor 16

## [All Photos](#) (2)




Product No.	Clonality	Application	Species Reactivity	Citations	SDS
<a href="#">HPA010609</a>	polyclonal	IHC	human	3	<a href="#">View</a>

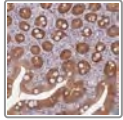


## **Anti-ARHGEF11 antibody produced in rabbit**

**Synonym(s):** Anti-PDZ-RhoGEF, Anti-Rho guanine nucleotide exchange factor 11

## [All Photos](#) (17)

Product No.	Clonality	Application	Species Reactivity	Citations	SDS
<a href="#">HPA012037</a>	polyclonal	IHC	human	2	 <a href="#">View</a>
<a href="#">HPA011026</a>	polyclonal	IHC, WB	human	8	 <a href="#">View</a>
<a href="#">HPA014658</a>	polyclonal	IHC	human	8	 <a href="#">View</a>




### Anti-ARHGEF5 antibody produced in rabbit

**Synonym(s):** Anti-GEF5, Anti-P60, Anti-Rho guanine nucleotide exchange factor (GEF) 5, Anti-TIM, Anti-TIM1, Anti-Guanine nucleotide regulatory protein TIM, Anti-Oncogene TIM, Anti-Rho guanine nucleotide exchange factor 5, Anti-Transforming immortalized mammary oncogene, Anti-p60 TIM

[All Photos](#) (5)


Product No.	Clonality	Application	Species Reactivity	Citations	SDS
<a href="#">HPA029504</a>	polyclonal	IF, IHC	human		<a href="#">View</a>
<a href="#">HPA020980</a>	polyclonal	IF, IHC	human	3	<a href="#">View</a>
<a href="#">HPA044188</a>	polyclonal	IHC	human		<a href="#">View</a>



### Anti-ARHGEF7 antibody produced in rabbit

**Synonym(s):** Anti-Beta-Pix, Anti-COOL-1, Anti-PAK-interacting exchange factor beta, Anti-Rho guanine nucleotide exchange factor 7, Anti-p85

[All Photos](#) (6)

Product No.	Clonality	Application	Species Reactivity	Citations	SDS
<a href="#">HPA004744</a>	polyclonal	IHC	human	4	 <a href="#">View</a>

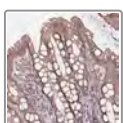


### Anti-ARHGEF6 antibody produced in rabbit

**Synonym(s):** Anti- $\alpha$ -Pix antibody produced in rabbit, Anti-p-Guanine nucleotide exchange factor 6 antibody produced in rabbit, Anti-COOL-2 antibody produced in rabbit, Anti-PAK-interacting exchange factor  $\alpha$  antibody produced in rabbit, Anti-Rac/Cdc42 guanine nucleotide exchange factor 6 antibody produced in rabbit

[All Photos](#) (6)

Product No.	Clonality	Application	Species Reactivity	Citations	SDS
<a href="#">HPA003578</a>	polyclonal	IF, IHC	human	4	<a href="#">View</a>




### Anti-ARHGEF39 antibody produced in rabbit

**Synonym(s):** Anti-C9orf100, Anti-FLJ14642

[All Photos](#) (1)

Product No.	Clonality	Application	Species Reactivity	Citations	SDS
<a href="#">HPA061299</a>	polyclonal	IHC	human	2	<a href="#">View</a>


Product No.	Clonality	Application	Species Reactivity	Citations	SDS
-------------	-----------	-------------	--------------------	-----------	-----



### Anti-ARHGEF25 antibody produced in rabbit

**Synonym(s):** Anti-GEFT, Anti-Rho guanine nucleotide exchange factor (GEF) 25, Anti-p63RhoGEF

[All Photos](#) (2)

Product No.	Clonality	Application	Species Reactivity	Citations	SDS
<a href="#">HPA052016</a>	polyclonal	IHC, WB	human		<a href="#">View</a>



### Anti-ARHGEF17 antibody produced in rabbit

**Synonym(s):** Anti-164 kDa Rho-specific guanine-nucleotide exchange factor, Anti-Rho guanine nucleotide exchange factor 17, Anti-Tumor endothelial marker 4, Anti-p164-RhoGEF, Anti-p164RhoGEF

[All Photos](#) (2)

Product No.	Clonality	Application	Species Reactivity	Citations	SDS
<a href="#">HPA007991</a>	polyclonal	IF, IHC	human	1	<a href="#">View</a>



### Anti-ARHGEF9 antibody produced in rabbit

**Synonym(s):** Anti-Cdc42 guanine nucleotide exchange factor (GEF) 9, Anti-KIAA0424, Anti-PEM-2

[All Photos](#) (2)


Product No.	Clonality	Application	Species Reactivity	Citations	SDS
<a href="#">HPA055291</a>	polyclonal	IF	human		<a href="#">View</a>
<a href="#">HPA035419</a>	polyclonal	IHC	human		<a href="#">View</a>

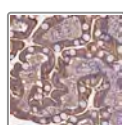


### Anti-ARHGEF1 antibody produced in rabbit

**Synonym(s):** Anti-115 kDa guanine nucleotide exchange factor, Anti-Rho guanine nucleotide exchange factor 1, Anti-Sub15, Anti-p115-RhoGEF, Anti-p115RhoGEF

[All Photos](#) (9)

Product No.	Clonality	Application	Species Reactivity	Citations	SDS
<a href="#">HPA060784</a>	polyclonal	IF	human		 <a href="#">View</a>
<a href="#">HPA012924</a>	polyclonal	IF, IHC	human	6	 <a href="#">View</a>

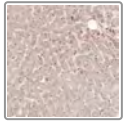


### Anti-ARHGEF35 antibody produced in rabbit

**Synonym(s):** Anti-ARHGEF5L, Anti-CTAGE4, Anti-FLJ43692

[All Photos](#) (2)

Product No.	Clonality	Application	Species Reactivity	Citations	SDS
<a href="#">HPA045699</a>	polyclonal	IHC	human		<a href="#">View</a>
<a href="#">HPA045619</a>	polyclonal	IHC	human		<a href="#">View</a>

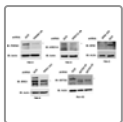


### Anti-ARHGEF10L antibody produced in rabbit

**Synonym(s):** Anti-FLJ10521, Anti-KIAA1626, Anti-Rho guanine nucleotide exchange factor (GEF) 10-like

[All Photos](#) (12)


Product No.	Clonality	Application	Species Reactivity	Citations	SDS
<a href="#">HPA026426</a>	polyclonal	IHC	human	3	<a href="#">View</a>
<a href="#">HPA028115</a>	polyclonal	IF, IHC	human	2	<a href="#">View</a>
<a href="#">HPA026440</a>	polyclonal	IF, IHC	human	2	<a href="#">View</a>



### Anti-ARID1A antibody produced in rabbit

**Synonym(s):** Anti-B120 antibody produced in rabbit, Anti-BAF250, Anti-BAF250a, Anti-C10rf4, Anti-C1orf4, Anti-P270, Anti-SMARCF1

[All Photos](#) (8)

Product No.	Clonality	Application	Species Reactivity	Citations	SDS
<a href="#">HPA005456</a>	polyclonal	IF, IHC, WB	human	99	 <a href="#">View</a>



### Anti-ARIH1 antibody produced in rabbit

**Synonym(s):** Anti-ARI-1, Anti-H7-AP2, Anti-HHARI, Anti-MOP-6, Anti-Monocyte protein 6, Anti-Protein ariadne-1 homolog, Anti-UbcH7-binding protein, Anti-UbcM4-interacting protein, Anti-Ubiquitin-conjugating enzyme E2- binding protein 1

[All Photos](#) (2)

Product No.	Clonality	Application	Species Reactivity	Citations	SDS
<a href="#">HPA073245</a>	polyclonal	IF	human		<a href="#">View</a>
<a href="#">HPA003295</a>	polyclonal	IHC	human	2	<a href="#">View</a>




### Anti-ARL1 antibody produced in rabbit

[All Photos](#) (4)


Product No.	Clonality	Application	Species Reactivity	Citations	SDS
<a href="#">HPA062656</a>	polyclonal	IF	human		<a href="#">View</a>

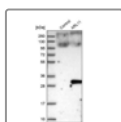
Product No.	Clonality	Application	Species Reactivity	Citations	SDS
<a href="#">HPA073012</a>	polyclonal	IHC	human		<a href="#">View</a>



### Anti-ARL6 antibody produced in rabbit

[All Photos](#) (2)


Product No.	Clonality	Application	Species Reactivity	Citations	SDS
<a href="#">HPA019361</a>	polyclonal	IHC	human	6	 <a href="#">View</a>




### Anti-ARL11 antibody produced in rabbit

**Synonym(s):** Anti-Adp-ribosylation factor-like 11, Anti-Arlts1, Anti-Flj33930

[All Photos](#) (4)


Product No.	Clonality	Application	Species Reactivity	Citations	SDS
<a href="#">HPA040855</a>	polyclonal	IHC	human		<a href="#">View</a>
<a href="#">HPA040887</a>	polyclonal	IHC	human		 <a href="#">View</a>

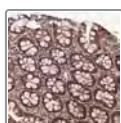


### Anti-ARL10 antibody produced in rabbit

**Synonym(s):** Anti-ADP-ribosylation factor-like 10, Anti-ARL10A

[All Photos](#) (2)

Product No.	Clonality	Application	Species Reactivity	Citations	SDS
<a href="#">HPA047044</a>	polyclonal	IHC	human		 <a href="#">View</a>




### Anti-ARL2 antibody produced in rabbit

**Synonym(s):** Anti-ADP-Ribosylation Factor-Like 2, Anti-ARFL2

[All Photos](#) (2)

Product No.	Clonality	Application	Species Reactivity	Citations	SDS
<a href="#">HPA044610</a>	polyclonal	IF, IHC	human	1	<a href="#">View</a>




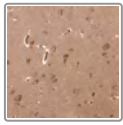
### Anti-ARL15 antibody produced in rabbit

**Synonym(s):** Anti-ADP-Ribosylation Factor-Like 15, Anti-ARFRP2, Anti-FLJ20051

[All Photos](#) (4)

Product No.	Clonality	Application	Species Reactivity	Citations	SDS
<a href="#">HPA063820</a>	polyclonal	IF	human	1	<a href="#">View</a>

Product No.	Clonality	Application	Species Reactivity	Citations	SDS
<a href="#">HPA044604</a>	polyclonal	IHC	human		<a href="#">View</a>

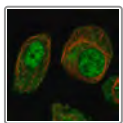


### Anti-ARL3 antibody produced in rabbit

**Synonym(s):** Anti-ADP-ribosylation factor-like 3, Anti-ARFL3

[All Photos](#) (3)

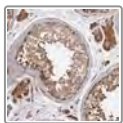
Product No.	Clonality	Application	Species Reactivity	Citations	SDS
<a href="#">HPA063596</a>	polyclonal	IF	human		<a href="#">View</a>
<a href="#">HPA036292</a>	polyclonal	IHC	human, rat		<a href="#">View</a>



### Anti-ARL4A antibody produced in rabbit

[All Photos](#) (1)

Product No.	Clonality	Application	Species Reactivity	Citations	SDS
<a href="#">HPA064513</a>	polyclonal	IF	human		<a href="#">View</a>



### Anti-ARL13A antibody produced in rabbit

**Synonym(s):** Anti-ADP-ribosylation factor-like 13A, Anti-ARL13

[All Photos](#) (2)

Product No.	Clonality	Application	Species Reactivity	Citations	SDS
<a href="#">HPA037378</a>	polyclonal	IHC	human	2	<a href="#">View</a>
<a href="#">HPA037377</a>	polyclonal	IHC	human		<a href="#">View</a>

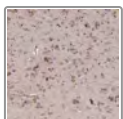


### Anti-ARL5A antibody produced in rabbit

**Synonym(s):** Anti-ADP-ribosylation factor-like 5A, Anti-ARL5

[All Photos](#) (1)

Product No.	Clonality	Application	Species Reactivity	Citations	SDS
<a href="#">HPA027002</a>	polyclonal	IHC	human		<a href="#">View</a>



### Anti-ARL8A antibody produced in rabbit

**Synonym(s):** Anti-ADP-ribosylation factor-like 8A, Anti-ARL10B, Anti-FLJ45195, Anti-Gie2

[All Photos](#) (7)

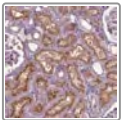
Product No.	Clonality	Application	Species Reactivity	Citations	SDS
<a href="#">HPA040515</a>	polyclonal	IHC	human		<a href="#">View</a>
<a href="#">HPA038759</a>	polyclonal	IHC	human, mouse, rat		<a href="#">View</a>
<a href="#">HPA045924</a>	polyclonal	IHC	human, mouse, rat		<a href="#">View</a>



### Anti-ARL2BP antibody produced in rabbit

[All Photos](#) (3)


Product No.	Clonality	Application	Species Reactivity	Citations	SDS
<a href="#">HPA048440</a>	polyclonal	IHC	human		<a href="#">View</a>
<a href="#">HPA043066</a>	polyclonal	IHC	human		<a href="#">View</a>



### Anti-ARL5C antibody produced in rabbit

[All Photos](#) (1)


Product No.	Clonality	Application	Species Reactivity	Citations	SDS
<a href="#">HPA069849</a>	polyclonal	IHC	human		<a href="#">View</a>

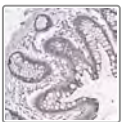


### Anti-ARL4C antibody produced in rabbit

**Synonym(s):** Anti-ADP-ribosylation factor-like 4C, Anti-ARL7, Anti-LAK

[All Photos](#) (2)

Product No.	Clonality	Application	Species Reactivity	Citations	SDS
<a href="#">HPA028927</a>	polyclonal	IF	human	7	<a href="#">View</a> 



### Anti-ARL4D antibody produced in rabbit

**Synonym(s):** Anti-ARF4L

[All Photos](#) (2)

Product No.	Clonality	Application	Species Reactivity	Citations	SDS
<a href="#">HPA060379</a>	polyclonal	IF, IHC	human		<a href="#">View</a>



**All**

### **Anti-ARL6IP5 antibody produced in rabbit**

**Photos** (3)

**Synonym(s):** Anti-ADP-ribosylation factor-like protein 6- interacting protein 5, Anti-ARL-6-interacting protein 5, Anti-Aip-5, Anti-Dermal papilla- de, Anti-GTRAP3-18, Anti-Glutamate transporter EAAC1-interacting protein, Anti-PRA1 family protein 3, Anti-Prenylated Rab acceptor protein 2, Anti-Protein JWa

Product No.	Clonality	Application	Species Reactivity	Citations	SDS
<a href="#">HPA015540</a>	polyclonal	IF, IHC	human	2	<a href="#">View</a>



### **Anti-ARPC2 antibody produced in rabbit**

**Synonym(s):** Anti-Actin-related protein 2/3 complex subunit 2, Anti-Arp2/3 complex 34 kDa subunit, Anti-p34-ARC

**All**

**Photos** (3)

Product No.	Clonality	Application	Species Reactivity	Citations	SDS
<a href="#">HPA008352</a>	polyclonal	IHC	mouse, human, rat	9	<a href="#">View</a>



### **Anti-ARPC3 antibody produced in rabbit**

**Synonym(s):** Anti-Actin-related protein 2/3 complex subunit 3, Anti-Arp2/3 complex 21 kDa subunit, Anti-p21-ARC

**All**  
**Photos** (3)


Product No.	Clonality	Application	Species Reactivity	Citations	SDS
<a href="#">HPA006550</a>	polyclonal	IHC	rat, human, mouse	7	<a href="#">View</a>




**Anti-ARPC1A antibody produced in rabbit**

**Synonym(s):** Anti-Actin-related protein 2/3 complex subunit 1A antibody produced in rabbit, Anti-SOP2-like protein antibody produced in rabbit

**All**  
**Photos** (6)


Product No.	Clonality	Application	Species Reactivity	Citations	SDS
<a href="#">HPA004334</a>	polyclonal	IF, IHC	human	9	 <a href="#">View</a>

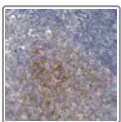


**Anti-ARPC1B antibody produced in rabbit**

**Synonym(s):** Anti-Actin-related protein 2/3 complex subunit 1B, Anti-Arp2/3 complex 41 kDa subunit, Anti-p41-ARC

**All**  
**Photos** (7)

Product No.	Clonality	Application	Species Reactivity	Citations	SDS
<a href="#">HPA004832</a>	polyclonal	IHC	human, mouse, rat	13	 <a href="#">View</a>



**Anti-ARPC5L antibody produced in rabbit**

**Synonym(s):** Anti-ARC16-2, Anti-Actin-related protein 2/3 complex subunit 5-like protein, Anti-Arp2/3 complex 16 kDa subunit 2

**All**  
**Photos** (1)

Product No.	Clonality	Application	Species Reactivity	Citations	SDS
<a href="#">HPA022013</a>	polyclonal	IHC	human	2	<a href="#">View</a>

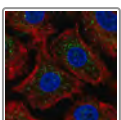


**Anti-ARPP19 antibody produced in rabbit**

**Synonym(s):** Anti-ARPP-16, Anti-ARPP-19, Anti-ARPP16, Anti-ENSAL

**All Photos** (1)

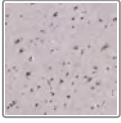
Product No.	Clonality	Application	Species Reactivity	Citations	SDS
<a href="#">HPA056851</a>	polyclonal	IHC	human	4	<a href="#">View</a>



**Anti-ARRB2 antibody produced in rabbit**

## All Photos (1)

Product No.	Clonality	Application	Species Reactivity	Citations	SDS
<a href="#">HPA065681</a>	polyclonal	IF	human		<a href="#">View</a>




### Anti-ARRB1 antibody produced in rabbit

**Synonym(s):** ARR1

## All Photos (2)

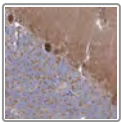
Product No.	Clonality	Application	Species Reactivity	Citations	SDS
<a href="#">HPA049318</a>	polyclonal	IF	human		<a href="#">View</a>
<a href="#">HPA070249</a>	polyclonal	IHC	human		<a href="#">View</a>



### Anti-ARSI antibody produced in rabbit

## All Photos (5)

Product No.	Clonality	Application	Species Reactivity	Citations	SDS
<a href="#">HPA038398</a>	polyclonal	IHC	human		<a href="#">View</a>
<a href="#">HPA038386</a>	polyclonal	IHC	human		<a href="#">View</a>




### Anti-ARSJ antibody produced in rabbit

**Synonym(s):** Anti-Arylsulfatase family, member J, Anti-FLJ23548


## All Photos (5)

Product No.	Clonality	Application	Species Reactivity	Citations	SDS
<a href="#">HPA036482</a>	polyclonal	IF, IHC	human		<a href="#">View</a>
<a href="#">HPA036481</a>	polyclonal	IF, IHC	human		<a href="#">View</a>



### Anti-ARVCF antibody produced in rabbit

## All Photos (8)


Product No.	Clonality	Application	Species Reactivity	Citations	SDS
<a href="#">HPA055264</a>	polyclonal	IF	human		<a href="#">View</a>
<a href="#">HPA063675</a>	polyclonal	IF, IHC, WB	human		<a href="#">View</a>



## Anti-ASA2 antibody produced in rabbit

[All Photos](#) (3)


Product No.	Clonality	Application	Species Reactivity	Citations	SDS
<a href="#">HPA061171</a>	polyclonal	IF, IHC	human		<a href="#">View</a>

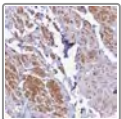


## Anti-ASA1 antibody produced in rabbit

**Synonym(s):** Anti-AC, Anti-Acid ceramidase precursor, Anti-Acylsphingosine deacylase, Anti-N-acylsphingosine amidohydrolase, Anti-PHP32, Anti-Putative 32 kDa heart protein

[All Photos](#) (5)

Product No.	Clonality	Application	Species Reactivity	Citations	SDS
<a href="#">HPA005468</a>	polyclonal	IHC	human	11	 <a href="#">View</a>

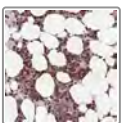


## Anti-ASAP3 antibody produced in rabbit

**Synonym(s):** Anti-ArfGAP with SH3 domain, ankyrin repeat and PH domain 3, Anti-CENTB6, Anti-DDEFL1, Anti-FLJ20199, Anti-UPLC1

[All Photos](#) (3)

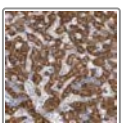
Product No.	Clonality	Application	Species Reactivity	Citations	SDS
<a href="#">HPA020537</a>	polyclonal	IHC	human		<a href="#">View</a>
<a href="#">HPA020546</a>	polyclonal	IF, IHC	human		<a href="#">View</a>



## Anti-ASAP1 antibody produced in rabbit

[All Photos](#) (3)

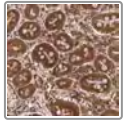
Product No.	Clonality	Application	Species Reactivity	Citations	SDS
<a href="#">HPA011136</a>	polyclonal	IHC	human		<a href="#">View</a>
<a href="#">HPA048565</a>	polyclonal	IF, IHC	human		<a href="#">View</a>



## Anti-ASB12 antibody produced in rabbit

[All Photos](#) (1)

Product No.	Clonality	Application	Species Reactivity	Citations	SDS
<a href="#">HPA049542</a>	polyclonal	IHC	human		<a href="#">View</a>



### Anti-ASCC2 antibody produced in rabbit

**Synonym(s):** ASC1p100, DKFZp586O0223, FLJ21588, Anti-ASC-1 complex subunit p100 antibody produced in rabbit, Anti-Activating signal cointegrator 1 complex subunit 2 antibody produced in rabbit, Anti-Trip4 complex subunit p100 antibody produced in rabbit

[All Photos](#) (4)

Product No.	Clonality	Application	Species Reactivity	Citations	SDS
<a href="#">HPA052879</a>	polyclonal	IHC	human		<a href="#">View</a>
<a href="#">HPA001439</a>	polyclonal	IF, IHC	human	2	<a href="#">View</a>



### Anti-ASCC1 antibody produced in rabbit

**Synonym(s):** Anti-ASC1p50, Anti-Activating signal cointegrator 1 complex subunit 1, Anti-CGI-18, Anti-Em:AC022392.3

[All Photos](#) (2)



Product No.	Clonality	Application	Species Reactivity	Citations	SDS
<a href="#">HPA038038</a>	polyclonal	IHC	human		<a href="#">View</a>

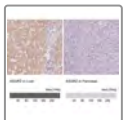


### Anti-ASGR1 antibody produced in rabbit

**Synonym(s):** Anti-ASGP-R 1, Anti-ASGPR 1, Anti-Asialoglycoprotein receptor 1, Anti-Hepatic lectin H1

[All Photos](#) (16)



Product No.	Clonality	Application	Species Reactivity	Citations	SDS
<a href="#">HPA011954</a>	polyclonal	IF, IHC	human	5	 <a href="#">View</a>
<a href="#">HPA012852</a>	polyclonal	IF, IHC	human	4	 <a href="#">View</a>



### Anti-ASGR2 antibody produced in rabbit

**Synonym(s):** Anti-ASGP-R 2, Anti-ASGPR 2, Anti-Asialoglycoprotein receptor 2, Anti-Hepatic lectin H2

[All Photos](#) (17)

Product No.	Clonality	Application	Species Reactivity	Citations	SDS
<a href="#">HPA014899</a>	polyclonal	IHC	human	5	 <a href="#">View</a>
<a href="#">HPA015998</a>	polyclonal	IHC	human	2	 <a href="#">View</a>




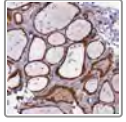
### Anti-ASL antibody produced in rabbit



**Synonym(s):** Anti-ASAL, Anti-Argininosuccinate lyase, Anti-Arginosuccinase

[All Photos](#) (7)

Product No.	Clonality	Application	Species Reactivity	Citations	SDS
<a href="#">HPA016646</a>	polyclonal	IHC	human	8	 <a href="#">View</a>




### Anti-ASNA1 antibody produced in rabbit

**Synonym(s):** Anti-ARSA-I, Anti-GET3, Anti-TRC40, Anti-arsA arsenite transporter, ATP-binding, homolog 1 (bacterial)

[All Photos](#) (4)




Product No.	Clonality	Application	Species Reactivity	Citations	SDS
<a href="#">HPA048087</a>	polyclonal	IF	human		<a href="#">View</a>
<a href="#">HPA045951</a>	polyclonal	IF, IHC	human		<a href="#">View</a>



### Anti-ASNS antibody produced in rabbit

**Synonym(s):** Anti-asparagine synthetase

[All Photos](#) (10)

Product No.	Clonality	Application	Species Reactivity	Citations	SDS
<a href="#">HPA064737</a>	polyclonal	IF	human		 <a href="#">View</a>
<a href="#">HPA029318</a>	polyclonal	IHC, WB	human	7	 <a href="#">View</a>
<a href="#">HPA004924</a>	polyclonal	IF	human		 <a href="#">View</a>



### Anti-ASNSD1 antibody produced in rabbit

**Synonym(s):** Anti-Asparagine synthase domain containing 1, Anti-FLJ20752, Anti-NBLA00058, Anti-NS3TP1

[All Photos](#) (4)


Product No.	Clonality	Application	Species Reactivity	Citations	SDS
<a href="#">HPA075042</a>	polyclonal	IF	human		<a href="#">View</a>
<a href="#">HPA036133</a>	polyclonal	IHC	human		<a href="#">View</a>
<a href="#">HPA036132</a>	polyclonal	IHC	human		<a href="#">View</a>

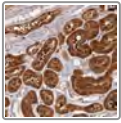


### Anti-ASPA antibody produced in rabbit

**Synonym(s):** Anti-ACY-2, Anti-Aminoacylase-2, Anti-Aspartoacylase

## All Photos (6)

Product No.	Clonality	Application	Species Reactivity	Citations	SDS
<a href="#">HPA022142</a>	polyclonal	IHC	human		<a href="#">View</a>

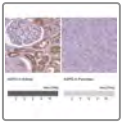


### Anti-ASPDH antibody produced in rabbit

**Synonym(s):** Anti-Aspartate dehydrogenase domain containing


## All Photos (3)

Product No.	Clonality	Application	Species Reactivity	Citations	SDS
<a href="#">HPA042631</a>	polyclonal	IHC	human		<a href="#">View</a>
<a href="#">HPA042654</a>	polyclonal	IHC	human		<a href="#">View</a>



### Anti-ASPG antibody produced in rabbit

## All Photos (4)

Product No.	Clonality	Application	Species Reactivity	Citations	SDS
<a href="#">HPA069761</a>	polyclonal	IHC	human		<a href="#">View</a>

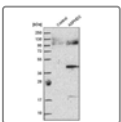


### Anti-ASPH antibody produced in rabbit

**Synonym(s):** Anti-BAH, Anti-CASQ2BP1, Anti-HAAH, Anti-JCTN

## All Photos (2)


Product No.	Clonality	Application	Species Reactivity	Citations	SDS
<a href="#">HPA055161</a>	polyclonal	IF	human		<a href="#">View</a>
<a href="#">HPA059303</a>	polyclonal	IHC	human		<a href="#">View</a>



### Anti-ASPHD2 antibody produced in rabbit

**Synonym(s):** Anti-Aspartate- $\beta$ -hydroxylase domain-containing protein 2 antibody produced in rabbit

## All Photos (2)

Product No.	Clonality	Application	Species Reactivity	Citations	SDS
<a href="#">HPA000820</a>	polyclonal	IHC	human		<a href="#">View</a>

## All **Anti-ASPSCR1 antibody produced in rabbit**

**Photos** (6) **Synonym(s):** Anti-Alveolar soft part sarcoma chromosomal region candidate gene 1 protein, Anti-Alveolar soft part sarcoma locus, Anti-Renal papillary cell carcinoma protein 17, Anti-Tether containing UBX domain for GLUT4, Anti-UBX domain-containing protein 9



Product No.	Clonality	Application	Species Reactivity	Citations	SDS
<a href="#">HPA026749</a>	polyclonal	IF, IHC	human	6	<a href="#">View</a>



## **Anti-ASRGL1 antibody produced in rabbit**

**Synonym(s):** Anti-ALP, Anti-ALP1, Anti-FLJ22316, Anti-HPIP, Anti-asparaginase like 1

**All Photos** (17)

Product No.	Clonality	Application	Species Reactivity	Citations	SDS
<a href="#">HPA055572</a>	polyclonal	IHC	human		 <a href="#">View</a>
<a href="#">HPA029725</a>	polyclonal	IF, IHC, WB	human	1	 <a href="#">View</a>





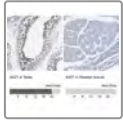
## **Anti-ASS1 antibody produced in rabbit**

**Synonym(s):** Anti-Argininosuccinate synthase, Anti-Citrulline--aspartate ligase



Antibodies (18)


Product No.	Clonality	Application	Species Reactivity	Citations	SDS
<a href="#">HPA020934</a>	polyclonal	IF, IHC	human	11	 <a href="#">View</a>
<a href="#">HPA020896</a>	polyclonal	IHC	human	11	 <a href="#">View</a>

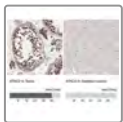


### Anti-ASZ1 antibody produced in rabbit

**Synonym(s):** Anti-Ankyrin repeat, SAM and basic leucine zipper domain-containing protein 1, Anti-Ankyrin-like protein 1, Anti-Germ cell-specific ankyrin, SAM and basic leucine zipper domain-containing protein


[All Photos](#) (4)

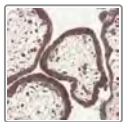
Product No.	Clonality	Application	Species Reactivity	Citations	SDS
<a href="#">HPA020558</a>	polyclonal	IF, IHC	human	2	 <a href="#">View</a>



### Anti-ATAD2 antibody produced in rabbit

[All Photos](#) (7)

Product No.	Clonality	Application	Species Reactivity	Citations	SDS
<a href="#">HPA029424</a>	polyclonal	IF, IHC, WB	human	3	 <a href="#">View</a>




### Anti-ATG7 antibody produced in rabbit

**Synonym(s):** Anti-APG7-like, Anti-Autophagy-related protein 7, Anti-Ubiquitin-activating enzyme E1-like protein, Anti-hAGP7

[All Photos](#) (2)


Product No.	Clonality	Application	Species Reactivity	Citations	SDS
<a href="#">HPA007639</a>	polyclonal	IF, IHC	human	6	<a href="#">View</a>

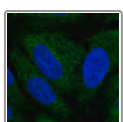


### Anti-ATIC antibody produced in rabbit

**Synonym(s):** Anti-5-aminoimidazole-4-carboxamide ribonucleotide formyltransferase, Anti-AICAR transformylase, Anti-ATIC, Anti-Bifunctional purine biosynthesis protein PURH, Anti-IMP synthetase, Anti-Inosinicase

[All Photos](#) (4)

Product No.	Clonality	Application	Species Reactivity	Citations	SDS
<a href="#">HPA021012</a>	polyclonal	IF, IHC	mouse, human, rat	4	 <a href="#">View</a>

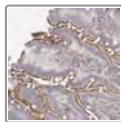


### Anti-ATL3 antibody produced in rabbit

**Synonym(s):** DKFZP564J0863

### All Photos (3)

Product No.	Clonality	Application	Species Reactivity	Citations	SDS
<a href="#">HPA076616</a>	polyclonal	IF	human		<a href="#">View</a>
<a href="#">HPA065702</a>	polyclonal	IF	human	1	<a href="#">View</a>



### Anti-ATL2 antibody produced in rabbit

**Synonym(s):** ARL6IP2, Anti-ARL6IP2, Anti-Atlastin GTPase 2

### All Photos (2)

Product No.	Clonality	Application	Species Reactivity	Citations	SDS
<a href="#">HPA075302</a>	polyclonal	IF	human		<a href="#">View</a>
<a href="#">HPA029108</a>	polyclonal	IHC	human		<a href="#">View</a>

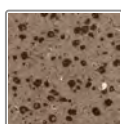


### Anti-ATP10A antibody produced in rabbit

**Synonym(s):** Anti-ATP10C, Anti-ATPVA, Anti-ATPVC, Anti-ATPase, class V, type 10A, Anti-KIAA0566

### All Photos (2)

Product No.	Clonality	Application	Species Reactivity	Citations	SDS
<a href="#">HPA041496</a>	polyclonal	IHC	human		<a href="#">View</a>
<a href="#">HPA042509</a>	polyclonal	IHC	human		<a href="#">View</a>

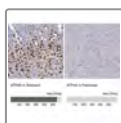


### Anti-ATP7A antibody produced in rabbit

**Synonym(s):** Anti-Copper pump 1, Anti-Copper-transporting ATPase 1, Anti-Menkes disease-associated protein

### All Photos (2)


Product No.	Clonality	Application	Species Reactivity	Citations	SDS
<a href="#">HPA048107</a>	polyclonal	IF	human	1	<a href="#">View</a>
<a href="#">HPA012887</a>	polyclonal	IHC	human	4	<a href="#">View</a>

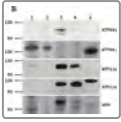


### Anti-ATP4A antibody produced in rabbit

**Synonym(s):** Anti-ATP6A, Anti-ATPase, H<sup>+</sup>/K<sup>+</sup> exchanging,  $\alpha$  polypeptide

### All Photos (3)

Product No.	Clonality	Application	Species Reactivity	Citations	SDS
<a href="#">HPA039154</a>	polyclonal	IHC	human	1	 <a href="#">View</a>




## Anti-ATP11A antibody produced in rabbit

**Synonym(s):** Anti-ATPIH, Anti-ATPIS, Anti-ATPase, class VI, type 11A, Anti-KIAA1021

[All Photos](#) (10)


Product No.	Clonality	Application	Species Reactivity	Citations	SDS
<a href="#">HPA035583</a>	polyclonal	IF, IHC	human	1	<a href="#">View</a>
<a href="#">HPA035584</a>	polyclonal	IF, IHC	human		<a href="#">View</a>



## Anti-ATP9A antibody produced in rabbit

**Synonym(s):** Anti-ATPIIA, Anti-ATPase, class II, type 9A, Anti-KIAA0611

[All Photos](#) (7)

Product No.	Clonality	Application	Species Reactivity	Citations	SDS
<a href="#">HPA035630</a>	polyclonal	IHC	mouse, human, rat	1	 <a href="#">View</a>

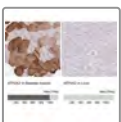


## Anti-ATP13A1 antibody produced in rabbit

**Synonym(s):** Anti-ATP13A, Anti-ATPase type 13A1, Anti-CGI-152, Anti-FLJ31858, Anti-KIAA1825

[All Photos](#) (2)


Product No.	Clonality	Application	Species Reactivity	Citations	SDS
<a href="#">HPA049717</a>	polyclonal	IHC	human		<a href="#">View</a>
<a href="#">HPA031798</a>	polyclonal	IHC	human		<a href="#">View</a>



## Anti-ATP2A2 antibody produced in rabbit

**Synonym(s):** Anti-ATP2B, Anti-DAR, Anti-SERCA2

[All Photos](#) (7)

Product No.	Clonality	Application	Species Reactivity	Citations	SDS
<a href="#">HPA067892</a>	polyclonal	IF	human		<a href="#">View</a>
<a href="#">HPA062605</a>	polyclonal	IF, IHC	human	2	 <a href="#">View</a>

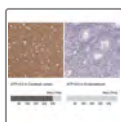


## Anti-ATP13A2 antibody produced in rabbit

[All Photos](#) (2)

Product No.	Clonality	Application	Species Reactivity	Citations	SDS
<a href="#">HPA050910</a>	polyclonal	IHC	human		<a href="#">View</a>



Product No.	Clonality	Application	Species Reactivity	Citations	SDS
<a href="#">HPA054717</a>	polyclonal	IHC	human		<a href="#">View</a>

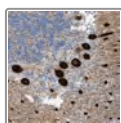


### Anti-ATP1A3 antibody produced in rabbit

**Synonym(s):** Anti-DYT12

[All Photos](#) (10)

Product No.	Clonality	Application	Species Reactivity	Citations	SDS
<a href="#">HPA045367</a>	polyclonal	IHC	human	1	 <a href="#">View</a>
<a href="#">HPA056446</a>	polyclonal	IHC	human		 <a href="#">View</a>

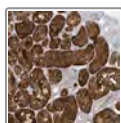


### Anti-ATP2A3 antibody produced in rabbit

**Synonym(s):** Anti-Calcium pump 3, Anti-SERCA3, Anti-SR Ca(2+)-ATPase 3, Anti-Sarcoplasmic/endoplasmic reticulum calcium ATPase 3

[All Photos](#) (1)

Product No.	Clonality	Application	Species Reactivity	Citations	SDS
<a href="#">HPA007180</a>	polyclonal	IHC	human	2	<a href="#">View</a>

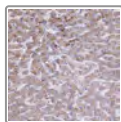


### Anti-ATP13A5 antibody produced in rabbit

**Synonym(s):** Anti-ATPase type 13A5, Anti-FLJ16025

[All Photos](#) (2)

Product No.	Clonality	Application	Species Reactivity	Citations	SDS
<a href="#">HPA031771</a>	polyclonal	IHC	human		<a href="#">View</a>
<a href="#">HPA031774</a>	polyclonal	IHC	human		<a href="#">View</a>




### Anti-ATPAF1 antibody produced in rabbit

**Synonym(s):** Anti-ATP11, Anti-Atp11p, Anti-FLJ22351

[All Photos](#) (2)

Product No.	Clonality	Application	Species Reactivity	Citations	SDS
<a href="#">HPA028382</a>	polyclonal	IF	human		<a href="#">View</a>
<a href="#">HPA044950</a>	polyclonal	IHC	human	1	<a href="#">View</a>




### Anti-ATPAF2 antibody produced in rabbit

**Synonym(s):** Anti-ATP synthase mitochondrial F1 complex assembly factor 2, Anti-ATP12 homolog

[All Photos](#) (5)

Product No.	Clonality	Application	Species Reactivity	Citations	SDS
<a href="#">HPA059422</a>	polyclonal	IF	human		<a href="#">View</a>
<a href="#">HPA023329</a>	polyclonal	IF, IHC	human, rat	1	<a href="#">View</a>




### Anti-ATP7B antibody produced in rabbit

**Synonym(s):** Anti-Copper pump 2, Anti-Copper-transporting ATPase 2, Anti-Wilson disease-associated protein

[All Photos](#) (5)

Product No.	Clonality	Application	Species Reactivity	Citations	SDS
<a href="#">HPA009137</a>	polyclonal	IF	human		<a href="#">View</a>
<a href="#">HPA013187</a>	polyclonal	IHC	human	2	<a href="#">View</a>



### Anti-ATP11B antibody produced in rabbit

**Synonym(s):** Anti-ATPIF, Anti-ATPIR, Anti-ATPase, class VI, type 11B, Anti-KIAA0956

[All Photos](#) (2)



Product No.	Clonality	Application	Species Reactivity	Citations	SDS
<a href="#">HPA036238</a>	polyclonal	IHC	human		<a href="#">View</a>
<a href="#">HPA036237</a>	polyclonal	IHC	human		<a href="#">View</a>



### Anti-ATP4B antibody produced in rabbit

**Synonym(s):** Anti-ATP6B

[All Photos](#) (14)



Product No.	Clonality	Application	Species Reactivity	Citations	SDS
<a href="#">HPA045400</a>	polyclonal	IHC	human		 <a href="#">View</a>
<a href="#">HPA052649</a>	polyclonal	IHC	human		 <a href="#">View</a>

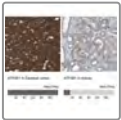


## Anti-ATP8B1 antibody produced in rabbit

**Synonym(s):** Anti-ATPase class I type 8B member 1, Anti-Familial intrahepatic cholestasis type 1, Anti-Probable phospholipid-transporting ATPase IC

[All Photos](#) (12)



Product No.	Clonality	Application	Species Reactivity	Citations	SDS
<a href="#">HPA018673</a>	polyclonal	IHC	human	5	 <a href="#">View</a>
<a href="#">HPA018674</a>	polyclonal	IHC	human	5	 <a href="#">View</a>

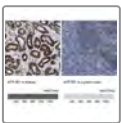


## Anti-ATP2B1 antibody produced in rabbit

**Synonym(s):** Anti-PMCA1, Anti-Plasma membrane calcium ATPase isoform 1, Anti-Plasma membrane calcium pump isoform 1, Anti-Plasma membrane calcium-transporting ATPase 1

[All Photos](#) (9)


Product No.	Clonality	Application	Species Reactivity	Citations	SDS
<a href="#">HPA011166</a>	polyclonal	IF, IHC	human	3	 <a href="#">View</a>
<a href="#">HPA012945</a>	polyclonal	IHC, WB	human	7	 <a href="#">View</a>




## Anti-ATP1B1 antibody produced in rabbit

**Synonym(s):** Anti-Sodium/potassium- dependent ATPase subunit beta-1, Anti-Sodium/potassium-transporting ATPase subunit beta-1

[All Photos](#) (4)


Product No.	Clonality	Application	Species Reactivity	Citations	SDS
<a href="#">HPA012911</a>	polyclonal	IHC	human	5	 <a href="#">View</a>

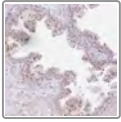


## Anti-ATP1B2 antibody produced in rabbit

**Synonym(s):** Anti-Sodium/potassium- dependent ATPase subunit beta-2, Anti-Sodium/potassium-transporting ATPase subunit beta-2

[All Photos](#) (5)

Product No.	Clonality	Application	Species Reactivity	Citations	SDS
<a href="#">HPA010698</a>	polyclonal	IHC	human	5	 <a href="#">View</a>




## Anti-ATP8B2 antibody produced in rabbit

**Synonym(s):** Anti-ATPID, Anti-ATPase, aminophospholipid transporter, class I, type 8B, member 2, Anti-KIAA1137

**All  
Photos** (4)

Product No.	Clonality	Application	Species Reactivity	Citations	SDS
<a href="#">HPA046680</a>	polyclonal	IHC	human	4	

## [All Photos](#) (6) **Anti-ATP2B3 antibody produced in rabbit**

Product No.	Clonality	Application	Species Reactivity	Citations	SDS
<a href="#">HPA001583</a>	polyclonal	IF, IHC	human	3	 <a href="#">View</a>



## **Anti-ATP1B3 antibody produced in rabbit**

**Synonym(s):** Anti-CD298, Anti-FLJ29027

## [All Photos](#) (2)

Product No.	Clonality	Application	Species Reactivity	Citations	SDS
<a href="#">HPA048963</a>	polyclonal	IF, IHC	human		<a href="#">View</a>



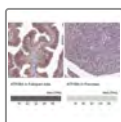
## **Anti-ATP8B4 antibody produced in rabbit**

**Synonym(s):** Anti-ATPIM, Anti-ATPase, class I, type 8B, member 4, Anti-KIAA1939

## [All Photos](#) (1)




Product No.	Clonality	Application	Species Reactivity	Citations	SDS
<a href="#">HPA040254</a>	polyclonal	IHC	human		<a href="#">View</a>

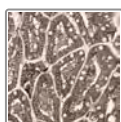


### Anti-ATP2B4 antibody produced in rabbit

**Synonym(s):** Anti-ATP2B2, Anti-MXRA1, Anti-PMCA4

[All Photos](#) (4)

Product No.	Clonality	Application	Species Reactivity	Citations	SDS
<a href="#">HPA040431</a>	polyclonal	IF, IHC	human		<a href="#">View</a>



### Anti-ATP11C antibody produced in rabbit

**Synonym(s):** Anti-ATPIG, Anti-ATPIQ, Anti-ATPase, class VI, type 11C

[All Photos](#) (4)

Product No.	Clonality	Application	Species Reactivity	Citations	SDS
<a href="#">HPA030830</a>	polyclonal	IHC	human	3	<a href="#">View</a>



### Anti-ATP2C1 antibody produced in rabbit

**Synonym(s):** Anti-ATP2C1A, Anti-ATPase, Ca<sup>++</sup> transporting, type 2C, member 1, Anti-BCPM, Anti-KIAA1347, Anti-PMR1, Anti-SPCA1

[All Photos](#) (2)

Product No.	Clonality	Application	Species Reactivity	Citations	SDS
<a href="#">HPA069684</a>	polyclonal	IF	human		<a href="#">View</a>
<a href="#">HPA035116</a>	polyclonal	IHC	human	1	<a href="#">View</a>

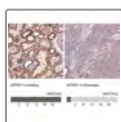


### Anti-ATP2C2 antibody produced in rabbit

**Synonym(s):** Anti-ATPase, Ca<sup>++</sup> transporting, type 2C, member 2, Anti-KIAA0703, Anti-SPCA2

[All Photos](#) (2)



Product No.	Clonality	Application	Species Reactivity	Citations	SDS
<a href="#">HPA075812</a>	polyclonal	IF	human		<a href="#">View</a>
<a href="#">HPA052262</a>	polyclonal	IHC	human		<a href="#">View</a>



### Anti-ATP5F1 antibody produced in rabbit

**Synonym(s):** Anti-ATP Synthase, H<sup>+</sup> Transporting, Mitochondrial Fo Complex, Subunit B1

[All Photos](#) (15)



Product No.	Clonality	Application	Species Reactivity	Citations	SDS
<a href="#">HPA046067</a>	polyclonal	IHC	human		<a href="#">View</a>
<a href="#">HPA057347</a>	polyclonal	IF, IHC	human		<a href="#">View</a>

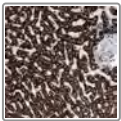


### Anti-ATP5H antibody produced in rabbit

**Synonym(s):** Anti-ATP synthase, H<sup>+</sup> transporting, mitochondrial Fo complex, subunit d, Anti-ATP5JD, Anti-ATPQ

[All Photos](#) (12)

Product No.	Clonality	Application	Species Reactivity	Citations	SDS
<a href="#">HPA048459</a>	polyclonal	IHC	human		<a href="#">View</a>
<a href="#">HPA042777</a>	polyclonal	IF, IHC	human		<a href="#">View</a>

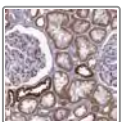


### Anti-ATP5J antibody produced in rabbit

**Synonym(s):** Anti-ATP synthase, H<sup>+</sup> transporting, mitochondrial F0 complex, subunit F6, Anti-ATP5, Anti-ATP5A, Anti-ATPM, Anti-C21orf95

[All Photos](#) (2)

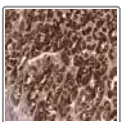
Product No.	Clonality	Application	Species Reactivity	Citations	SDS
<a href="#">HPA031069</a>	polyclonal	IF, IHC	human	1	<a href="#">View</a>



### Anti-ATP5J2 antibody produced in rabbit

[All Photos](#) (3)

Product No.	Clonality	Application	Species Reactivity	Citations	SDS
<a href="#">HPA070412</a>	polyclonal	IHC	human		<a href="#">View</a>
<a href="#">HPA067267</a>	polyclonal	IF	human		<a href="#">View</a>



### Anti-ATP5L antibody produced in rabbit

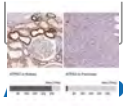
**Synonym(s):** Anti-ATP synthase, H<sup>+</sup> transporting, mitochondrial Fo complex, subunit G, Anti-ATP5JG

[All Photos](#) (3)

Product No.	Clonality	Application	Species Reactivity	Citations	SDS
<a href="#">HPA044629</a>	polyclonal	IF, IHC	human		<a href="#">View</a>




### Anti-ATP50 antibody produced in rabbit



**Synonym(s):** Anti-ATPO, Anti-OSCP

**Photos** (4)

Product No.	Clonality	Application	Species Reactivity	Citations	SDS
<a href="#">HPA041394</a>	polyclonal	IHC	human		 <a href="#">View</a>

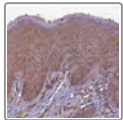


### Anti-ATP5S antibody produced in rabbit

**Synonym(s):** Anti-ATP synthase, H<sup>+</sup> transporting, mitochondrial Fo complex, subunit s (factor B), Anti-ATPW, Anti-HSU79253

**All Photos** (2)

Product No.	Clonality	Application	Species Reactivity	Citations	SDS
<a href="#">HPA062690</a>	polyclonal	IF	human		<a href="#">View</a>
<a href="#">HPA046967</a>	polyclonal	IHC	human		<a href="#">View</a>

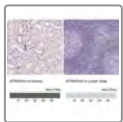


### Anti-ATP6V0A2 antibody produced in rabbit

**Synonym(s):** Anti-ATP6N1D, Anti-ATP6a2, Anti-Atpase, H<sup>+</sup> Transporting, Lysosomal V0 Subunit A2, Anti-J6B7, Anti-Stv1, Anti-TJ6, Anti-TJ6M, Anti-TJ6s, Anti-Vph1, Anti-a2

**All Photos** (4)



Product No.	Clonality	Application	Species Reactivity	Citations	SDS
<a href="#">HPA044279</a>	polyclonal	IHC	human		<a href="#">View</a>




### Anti-ATP6V0A4 antibody produced in rabbit

**Synonym(s):** Anti-V-ATPase 116 kDa isoform a4, Anti-Vacuolar proton translocating ATPase 116 kDa subunit a isoform 4, Anti-Vacuolar proton translocating ATPase 116 kDa subunit a kidney isoform, Anti-ATP6N1B, Anti-ATP6N2, Anti-RDRTA2, Anti-RTA1C, Anti-RTADR, Anti-Stv1, Anti-VPP2, Anti-Vph1, Anti-a4

**All Photos** (14)


Product No.	Clonality	Application	Species Reactivity	Citations	SDS
<a href="#">HPA018029</a>	polyclonal	IHC	human	3	 <a href="#">View</a>
<a href="#">HPA064555</a>	polyclonal	IHC	human		 <a href="#">View</a>

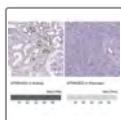


### Anti-ATP6V0D1 antibody produced in rabbit

**Synonym(s):** Anti-32 kDa accessory protein, Anti-P39, Anti-V-ATPase 40 kDa accessory protein, Anti-V-ATPase AC39 subunit, Anti-V-ATPase subunit d 1, Anti-Vacuolar proton pump subunit d 1

**All Photos** (3)


Product No.	Clonality	Application	Species Reactivity	Citations		SDS
<a href="#">HPA016938</a>	polyclonal	IHC	human	4		<a href="#">View</a>



### Anti-ATP6V0D2 antibody produced in rabbit

**Synonym(s):** Anti-ATP6D2, Anti-FLJ38708, Anti-VMA6



[All Photos](#) (6)

Product No.	Clonality	Application	Species Reactivity	Citations		SDS
<a href="#">HPA055327</a>	polyclonal	IHC	human	1		<a href="#">View</a>



### Anti-ATP6V1A antibody produced in rabbit

[All Photos](#) (4)


Product No.	Clonality	Application	Species Reactivity	Citations		SDS
<a href="#">HPA035083</a>	polyclonal	IF	human			<a href="#">View</a>
<a href="#">HPA035084</a>	polyclonal	IF, WB	human			<a href="#">View</a>



### Anti-ATP6V1B1 antibody produced in rabbit

**Synonym(s):** Anti-ATP6B1, Anti-RTA1B, Anti-VATB, Anti-VPP3, Anti-Vma2

[All Photos](#) (6)


Product No.	Clonality	Application	Species Reactivity	Citations		SDS
<a href="#">HPA031847</a>	polyclonal	IHC	human	4		<a href="#">View</a>

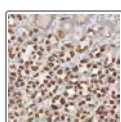


### Anti-ATP6V1B2 antibody produced in rabbit

**Synonym(s):** Anti-Endomembrane proton pump 58 kDa subunit, Anti-HO57, Anti-V-ATPase subunit B 2, Anti-V-type proton ATPase subunit B, brain isoform, Anti-Vacuolar proton pump subunit B 2

[All Photos](#) (7)

Product No.	Clonality	Application	Species Reactivity	Citations		SDS
<a href="#">HPA008147</a>	polyclonal	IF, IHC	rat, human, mouse	3		<a href="#">View</a>



### Anti-ATP6V1C1 antibody produced in rabbit

**Synonym(s):** Anti-V-ATPase subunit C 1, Anti-V-type proton ATPase subunit C 1, Anti-Vacuolar proton pump subunit C 1

[All Photos](#) (8)

Product No.	Clonality	Application	Species Reactivity	Citations	SDS
<a href="#">HPA057297</a>	polyclonal	IF	human		<a href="#">View</a>
<a href="#">HPA023943</a>	polyclonal	IHC	mouse, human	2	<a href="#">View</a>




### Anti-ATP6V1C2 antibody produced in rabbit

**Synonym(s):** ATP6C2, VMA5

[All Photos](#) (1)



Product No.	Clonality	Application	Species Reactivity	Citations	SDS
<a href="#">HPA067305</a>	polyclonal	IHC	human		<a href="#">View</a>

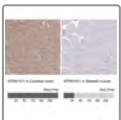


### Anti-ATP6V1D antibody produced in rabbit

**Synonym(s):** Anti-ATP6M, Anti-ATPase, H+ transporting, lysosomal 34kDa, V1 subunit D, Anti-FLJ23842, Anti-VATD, Anti-VMA8, Anti-p28ING5

[All Photos](#) (13)


Product No.	Clonality	Application	Species Reactivity	Citations	SDS
<a href="#">HPA031515</a>	polyclonal	IHC	human, mouse, rat		 <a href="#">View</a>
<a href="#">HPA057316</a>	polyclonal	IF, IHC	human		 <a href="#">View</a>

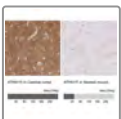


### Anti-ATP6V1E1 antibody produced in rabbit

**Synonym(s):** Anti-ATP6E, Anti-ATP6E2, Anti-ATP6V1E, Anti-ATPase, H+ transporting, lysosomal 31kDa, V1 subunit E1, Anti-P31, Anti-Vma4

[All Photos](#) (7)


Product No.	Clonality	Application	Species Reactivity	Citations	SDS
<a href="#">HPA029196</a>	polyclonal	IF, IHC	human, mouse, rat	1	 <a href="#">View</a>



### Anti-ATP6V1F antibody produced in rabbit

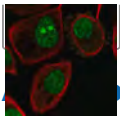
**Synonym(s):** Anti-ATP6S14, Anti-VATF, Anti-Vma7

[All Photos](#) (5)

Product No.	Clonality	Application	Species Reactivity	Citations	SDS
<a href="#">HPA062011</a>	polyclonal	IHC	human		 <a href="#">View</a>
<a href="#">HPA048700</a>	polyclonal	IHC	human		<a href="#">View</a>

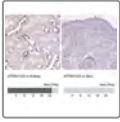


### Anti-ATP6V1G1 antibody produced in rabbit



Photos (2)


Product No.	Clonality	Application	Species Reactivity	Citations	SDS
<a href="#">HPA042898</a>	polyclonal	IF	human	1	<a href="#">View</a>




### Anti-ATP6V1G3 antibody produced in rabbit

**Synonym(s):** Anti-ATP6G3, Anti-ATPase, H<sup>+</sup> transporting, lysosomal 13kDa, V1 subunit G3, Anti-Vma10

[All Photos](#) (5)


Product No.	Clonality	Application	Species Reactivity	Citations	SDS
<a href="#">HPA028701</a>	polyclonal	IHC	human	6	 <a href="#">View</a>

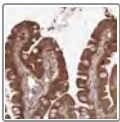


### Anti-ATP6V1H antibody produced in rabbit

**Synonym(s):** Anti-NBP1, Anti-V-ATPase 50/57 kDa subunits, Anti-V-ATPase subunit H, Anti-V-type proton ATPase subunit H, Anti-VMA13, Anti-Vacuolar proton pump subunit H, Anti-Vacuolar proton pump subunit SFD

[All Photos](#) (6)

Product No.	Clonality	Application	Species Reactivity	Citations	SDS
<a href="#">HPA023421</a>	polyclonal	IF, IHC	human	2	 <a href="#">View</a>



### Anti-ATRNL1 antibody produced in rabbit

**Synonym(s):** Anti-ALP, Anti-Attractin-like 1, Anti-FLJ45344, Anti-KIAA0534

[All Photos](#) (2)


Product No.	Clonality	Application	Species Reactivity	Citations	SDS
<a href="#">HPA038070</a>	polyclonal	IF, IHC	human		<a href="#">View</a>

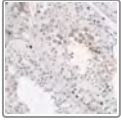
**All**

### Anti-AUH antibody produced in rabbit

**Photos** (3)

**Synonym(s):** Anti-AU-binding protein/enoyl-CoA hydratase, Anti-AU-specific RNA-binding enoyl-CoA hydratase, Anti-Methylglutaconyl-CoA hydratase, mitochondrial precursor

Product No.	Clonality	Application	Species Reactivity	Citations	SDS
<a href="#">HPA004171</a>	polyclonal	IHC	human	4	 <a href="#">View</a>



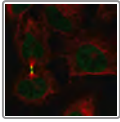
### Anti-AURKA antibody produced in rabbit

**Synonym(s):** Anti-Aurora kinase A, Anti-Aurora-A, Anti-Aurora-related kinase 1, Anti-Aurora/IPL1-related kinase 1, Anti-Breast tumor-amplified kinase, Anti-Serine/threonine kinase 15, Anti-Serine/threonine-protein kinase 6, Anti-hARK1

**All**

**Photos** (6)

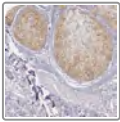
Product No.	Clonality	Application	Species Reactivity	Citations	SDS
<a href="#">HPA002636</a>	polyclonal	IF, IHC	human	11	<a href="#">View</a>



## Anti-AURKB antibody produced in rabbit

[All Photos](#) (1)

Product No.	Clonality	Application	Species Reactivity	Citations	SDS
<a href="#">HPA037708</a>	polyclonal	IF	human		<a href="#">View</a>




## Anti-AWAT2 antibody produced in rabbit

**Synonym(s):** Anti-DGAT2L4, Anti-MFAT

[All Photos](#) (3)


Product No.	Clonality	Application	Species Reactivity	Citations	SDS
<a href="#">HPA062748</a>	polyclonal	IHC	human		<a href="#">View</a>

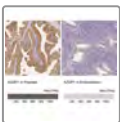


## Anti-AXL antibody produced in rabbit

**Synonym(s):** Anti-AXL receptor tyrosine kinase, Anti-JTK11, Anti-UFO

[All Photos](#) (3)


Product No.	Clonality	Application	Species Reactivity	Citations	SDS
<a href="#">HPA037422</a>	polyclonal	IHC, WB	human	4	 <a href="#">View</a>
<a href="#">HPA037423</a>	polyclonal	IHC	human	4	<a href="#">View</a>



## Anti-AZGP1 antibody produced in rabbit

**Synonym(s):** Anti-Zinc-alpha-2-glycoprotein precursor, Anti-Zn- alpha-2-GP, Anti-Zn-alpha-2-glycoprotein

[All Photos](#) (4)

Product No.	Clonality	Application	Species Reactivity	Citations	SDS
<a href="#">HPA012582</a>	polyclonal	IHC	human	7	 <a href="#">View</a>



## Anti-AZI2 antibody produced in rabbit

**Synonym(s):** Anti-5-azacytidine induced 2, Anti-AZ2, Anti-FLJ21939, Anti-NAP1

[All Photos](#) (1)

Product No.	Clonality	Application	Species Reactivity	Citations	SDS
<a href="#">HPA035258</a>	polyclonal	IHC	human	1	<a href="#">View</a>



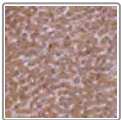


### Anti-AZIN1 antibody produced in rabbit

**Synonym(s):** Anti-ARK1, Anti-AurA, Anti-BTAK, Anti-OAZI, Anti-OAZIN, Anti-ODC1L, Anti-STK15, Anti-STK6, Anti-STK7, Anti-antizyme inhibitor 1

**All Photos** (2)

Product No.	Clonality	Application	Species Reactivity	Citations	SDS
<a href="#">HPA027948</a>	polyclonal	IF, IHC	human		<a href="#">View</a>

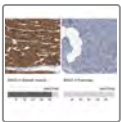


### Anti-BAAT antibody produced in rabbit

**Synonym(s):** Anti-BAT, Anti-bile acid CoA: amino acid N-acyltransferase (glycine N-choloyltransferase)



**All Photos** (1)

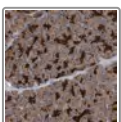
Product No.	Clonality	Application	Species Reactivity	Citations	SDS
<a href="#">HPA021330</a>	polyclonal	IHC	human	4	<a href="#">View</a>



### Anti-BAG2 antibody produced in rabbit

**All Photos** (9)

Product No.	Clonality	Application	Species Reactivity	Citations	SDS
<a href="#">HPA019918</a>	polyclonal	IF, IHC	human		 <a href="#">View</a>
<a href="#">HPA018862</a>	polyclonal	IHC	human	1	 <a href="#">View</a>



### Anti-BAIAP3 antibody produced in rabbit

**Synonym(s):** Anti-BAI1-associated protein 3, Anti-BAP3, Anti-KIAA0734

**All Photos** (1)


Product No.	Clonality	Application	Species Reactivity	Citations	SDS
<a href="#">HPA015627</a>	polyclonal	IHC	human	3	<a href="#">View</a>






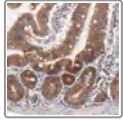
### Anti-BAIAP2L1 antibody produced in rabbit

**Synonym(s):** Anti-BAI1-associated protein 2-like 1, Anti-IRTKS, Anti-BAI1-associated protein 2-like protein 1, Anti-Brain-specific angiogenesis inhibitor 1-associated protein 2-like protein 1, Anti-Insulin receptor tyrosine kinase substrate

**All Photos** (30)

Product No.	Clonality	Application	Species Reactivity	Citations	SDS
<a href="#">HPA029503</a>	polyclonal	IHC	rat, human		 <a href="#">View</a>

Product No.	Clonality	Application	Species Reactivity	Citations	SDS
<a href="#">HPA019484</a>	polyclonal	IF, IHC	mouse, human, rat	5	 <a href="#">View</a>
<a href="#">HPA021257</a>	polyclonal	IF, IHC	rat, human, mouse	5	 <a href="#">View</a>
<a href="#">HPA023874</a>	polyclonal	IF, IHC	human	2	 <a href="#">View</a>



### Anti-BAIAP2L2 antibody produced in rabbit

**Synonym(s):** Anti-BAI1-associated protein 2-like protein 2 antibody produced in rabbit, Anti-Brain-specific angiogenesis inhibitor 1-associated protein 2-like protein 2 antibody produced in rabbit

#### All Photos (1)

Product No.	Clonality	Application	Species Reactivity	Citations	SDS
<a href="#">HPA003043</a>	polyclonal	IHC	human	4	<a href="#">View</a>

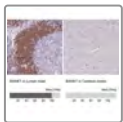


### Anti-BAMBI antibody produced in rabbit

**Synonym(s):** Anti-BMP and activin membrane-bound inhibitor homolog (*Xenopus laevis*), Anti-NMA

#### All Photos (2)


Product No.	Clonality	Application	Species Reactivity	Citations	SDS
<a href="#">HPA010819</a>	polyclonal	IF	human	4	<a href="#">View</a>
<a href="#">HPA010866</a>	polyclonal	IHC	human	7	<a href="#">View</a>



### Anti-BANK1 antibody produced in rabbit

**Synonym(s):** Anti-B-cell scaffold protein with ankyrin repeats 1, Anti-BANK, Anti-FLJ20706

#### All Photos (5)


Product No.	Clonality	Application	Species Reactivity	Citations	SDS
<a href="#">HPA037002</a>	polyclonal	IHC	human	2	 <a href="#">View</a>



### Anti-BBOX1 antibody produced in rabbit

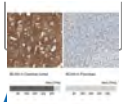
**Synonym(s):** Anti-Gamma- BBH, Anti-Gamma-butyrobetaine dioxygenase, Anti-Gamma-butyrobetaine hydroxylase, Anti-Gamma-butyrobetaine,2- oxoglutarate dioxygenase

#### All Photos (6)

Product No.	Clonality	Application	Species Reactivity	Citations	SDS
<a href="#">HPA007600</a>	polyclonal	IHC	human	2	 <a href="#">View</a>




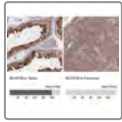
### Anti-BCAN antibody produced in rabbit



**Synonym(s):** Anti-Brain-enriched hyaluronan-binding protein antibody produced in rabbit, Anti-Brevican core protein precursor antibody produced in rabbit, Anti-Protein BEHAB antibody produced in rabbit

**Photos** (5)



Product No.	Clonality	Application	Species Reactivity	Citations	SDS
<a href="#">HPA007865</a>	polyclonal	IHC	human	6	 <a href="#">View</a>

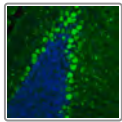


**Anti-BCAP29 antibody produced in rabbit**

**Synonym(s):** Anti-B-cell receptor-associated protein 29, Anti-BAP29, Anti-DKFZp686M2086, Anti-VCX-2r

**All Photos** (13)

Product No.	Clonality	Application	Species Reactivity	Citations	SDS
<a href="#">HPA029215</a>	polyclonal	IHC	human		 <a href="#">View</a>
<a href="#">HPA049694</a>	polyclonal	IF, IHC	human		 <a href="#">View</a>

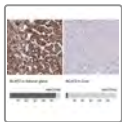


**Anti-BCAR1 antibody produced in rabbit**

**Synonym(s):** Anti-CAS, Anti-CASS1, Anti-Crkas, Anti-P130Cas

**All Photos** (6)


Product No.	Clonality	Application	Species Reactivity	Citations	SDS
<a href="#">HPA042282</a>	polyclonal	IHC	mouse, human		<a href="#">View</a>




**Anti-BCAT2 antibody produced in rabbit**

**Synonym(s):** Anti-BCAM, Anti-BCT2

**All Photos** (4)

Product No.	Clonality	Application	Species Reactivity	Citations	SDS
<a href="#">HPA054091</a>	polyclonal	IHC	human		 <a href="#">View</a>



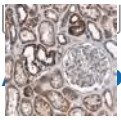
**Anti-BCHE antibody produced in rabbit**

**All Photos** (1)

Product No.	Clonality	Application	Species Reactivity	Citations	SDS
<a href="#">HPA001560</a>	polyclonal	IHC	human	9	<a href="#">View</a>




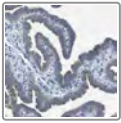
**Anti-BCKDHB antibody produced in rabbit**



**Synonym(s):** Anti-Branched chain keto acid dehydrogenase E1,  $\beta$  polypeptide

[Photos](#) (5)

Product No.	Clonality	Application	Species Reactivity	Citations	SDS
<a href="#">HPA031580</a>	polyclonal	IHC	human	1	 <a href="#">View</a>




### Anti-BCKDK antibody produced in rabbit

**Synonym(s):** Anti-BCKD-kinase, Anti-BCKDHKIN, Anti-Branched-chain alpha-ketoacid dehydrogenase kinase, Anti-[3-Methyl-2-oxobutanoate dehydrogenase [lipoamide]] kinase, mitochondrial precursor

[All Photos](#) (7)

Product No.	Clonality	Application	Species Reactivity	Citations	SDS
<a href="#">HPA056067</a>	polyclonal	IF	human		<a href="#">View</a>
<a href="#">HPA017995</a>	polyclonal	IHC	mouse, human, rat	3	<a href="#">View</a>

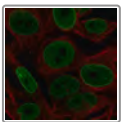


### Anti-BCL10 antibody produced in rabbit

**Synonym(s):** Anti-B-cell CLL/Lymphoma 10, Anti-B-cell lymphoma/leukemia 10, Anti-Bcl-10, Anti-CARD-containing molecule enhancing NF-kappa-B, Anti-CARD-like apoptotic protein, Anti-CED-3/ICH-1 prodomain homologous E10-like regulator, Anti-CIPER, Anti-c-E10, Anti-cCARMEN, Anti-hCLAP, Anti-mE10

[All Photos](#) (2)

Product No.	Clonality	Application	Species Reactivity	Citations	SDS
<a href="#">HPA017925</a>	polyclonal	IHC	human	2	<a href="#">View</a>



### Anti-BCL2 antibody produced in rabbit

[All Photos](#) (1)

Product No.	Clonality	Application	Species Reactivity	Citations	SDS
<a href="#">HPA055295</a>	polyclonal	IF	human		<a href="#">View</a>



### Anti-BCL7B antibody produced in rabbit

[All Photos](#) (2)

Product No.	Clonality	Application	Species Reactivity	Citations	SDS
<a href="#">HPA049943</a>	polyclonal	IF	human		<a href="#">View</a>
<a href="#">HPA058069</a>	polyclonal	IHC	human		<a href="#">View</a>

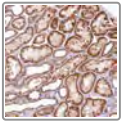


### Anti-BCL2L1 antibody produced in rabbit

**Synonym(s):** Anti-BCL2L, Anti-BCLX, Anti-Bcl-X, Anti-PPP1R52, Anti-bcl-xL, Anti-bcl-xS

[All Photos](#) (2)

Product No.	Clonality	Application	Species Reactivity	Citations	SDS
<a href="#">HPA035734</a>	polyclonal	IHC	human		<a href="#">View</a>

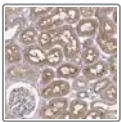


### Anti-BCO2 antibody produced in rabbit

**Synonym(s):** Anti- $\beta$ -carotene oxygenase 2, Anti-B-diox-ii, Anti-Bcdo2, Anti-Flj34464

[All Photos](#) (1)

Product No.	Clonality	Application	Species Reactivity	Citations	SDS
<a href="#">HPA039825</a>	polyclonal	IHC	human		<a href="#">View</a>

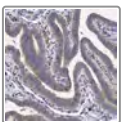


### Anti-BCR antibody produced in rabbit

**Synonym(s):** Anti-ALL, Anti-BCR1, Anti-Breakpoint cluster region, Anti-CML, Anti-D22S11, Anti-D22S662, Anti-PHL

[All Photos](#) (2)

Product No.	Clonality	Application	Species Reactivity	Citations	SDS
<a href="#">HPA038337</a>	polyclonal	IF, IHC	human	1	<a href="#">View</a>





### Anti-BCS1L antibody produced in rabbit

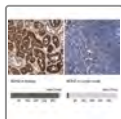
**Synonym(s):** Anti-Bcs, Anti-Bcs1-like (*S. cerevisiae*), Anti-Bjs, Anti-H-bcs, Anti-Hs.6719

[All Photos](#) (6)

Product No.	Clonality	Application	Species Reactivity	Citations	SDS
<a href="#">HPA037701</a>	polyclonal	IHC	human		<a href="#">View</a>
<a href="#">HPA037700</a>	polyclonal	IHC	human		

## All Photos (6) **Anti-B9D2 antibody produced in rabbit**


Product No.	Clonality	Application	Species Reactivity	Citations	SDS
<a href="#">HPA042229</a>	polyclonal	IHC	human		 <a href="#">View</a>
<a href="#">HPA042618</a>	polyclonal	IHC	human		 <a href="#">View</a>



## **Anti-BDH2 antibody produced in rabbit**

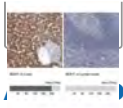
**Synonym(s):** Anti-3-hydroxybutyrate dehydrogenase, type 2, Anti-DHRS6, Anti-FLJ13261, Anti-PRO20933, Anti-SDR15C1, Anti-UCPA-OR, Anti-UNQ6308

## All Photos (11)

Product No.	Clonality	Application	Species Reactivity	Citations	SDS
<a href="#">HPA036028</a>	polyclonal	IHC	human	5	 <a href="#">View</a>
<a href="#">HPA036029</a>	polyclonal	IF, IHC	human		 <a href="#">View</a>




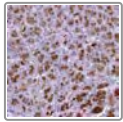
## **Anti-BDH1 antibody produced in rabbit**



**Synonym(s):** Anti-3-hydroxybutyrate dehydrogenase, type 1, Anti-BDH, Anti-SDR9C1

[Photos](#) (8)

Product No.	Clonality	Application	Species Reactivity	Citations	SDS
<a href="#">HPA058709</a>	polyclonal	IF	human		<a href="#">View</a>
<a href="#">HPA030947</a>	polyclonal	IF, IHC	rat, human	8	 <a href="#">View</a>



### Anti-BEST2 antibody produced in rabbit

**Synonym(s):** Anti-Bestrophin 2, Anti-FLJ20132, Anti-VMD2L1

[All Photos](#) (1)

Product No.	Clonality	Application	Species Reactivity	Citations	SDS
<a href="#">HPA046229</a>	polyclonal	IHC	human	1	<a href="#">View</a>

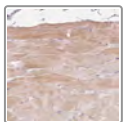


### Anti-BEST4 antibody produced in rabbit

**Synonym(s):** Anti-VMD2L2

[All Photos](#) (4)

Product No.	Clonality	Application	Species Reactivity	Citations	SDS
<a href="#">HPA058564</a>	polyclonal	IHC	human	1	<a href="#">View</a>

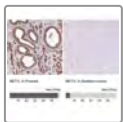


### Anti-BEST3 antibody produced in rabbit

**Synonym(s):** Anti-MGC13168, Anti-MGC40411, Anti-VMD2L3, Anti-bestrophin 3

[All Photos](#) (1)


Product No.	Clonality	Application	Species Reactivity	Citations	SDS
<a href="#">HPA054582</a>	polyclonal	IHC	human		<a href="#">View</a>




### Anti-BET1L antibody produced in rabbit

**Synonym(s):** Anti-Blocked early in transport 1 homolog (*S. cerevisiae*)-like, Anti-GOLIM3, Anti-GS15



[All Photos](#) (6)

Product No.	Clonality	Application	Species Reactivity	Citations	SDS
<a href="#">HPA039819</a>	polyclonal	IF, IHC	human	1	 <a href="#">View</a>



## Anti-B4GALNT1 antibody produced in rabbit

All Photos (12)



Product No.	Clonality	Application	Species Reactivity	Citations	SDS
<a href="#">HPA015128</a>	polyclonal	IHC	human	5	 <a href="#">View</a>
<a href="#">HPA008968</a>	polyclonal	IHC	human, rat, mouse	1	 <a href="#">View</a>

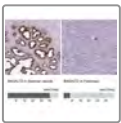


## Anti-B4GALT1 antibody produced in rabbit

**Synonym(s):** Anti- $\beta$ -1,4-GalTase 1 antibody produced in rabbit, Anti- $\beta$ -1,4-Galactosyltransferase 1 antibody produced in rabbit, Anti- $\beta$ 4Gal-T1 antibody produced in rabbit, Anti-UDP-Gal: $\beta$ -GlcNAc  $\beta$ -1,4-galactosyltransferase 1 antibody produced in rabbit, Anti-UDP-galactose: $\beta$ -N-acetylglucosamine  $\beta$ -1,4-galactosyltransferase 1 antibody produced in rabbit, Anti-b4Gal-T1 antibody produced in rabbit

All Photos (13)


Product No.	Clonality	Application	Species Reactivity	Citations	SDS
<a href="#">HPA010806</a>	polyclonal	IF, IHC	human	8	 <a href="#">View</a>
<a href="#">HPA010807</a>	polyclonal	IF, IHC	human	15	 <a href="#">View</a>



## Anti-B4GALT2 antibody produced in rabbit

**Synonym(s):** Anti-UDP-Gal: $\beta$ GalNAc  $\beta$ 1,4- galactosyltransferase, polypeptide 2, Anti-beta4Gal-T2

All Photos (5)

Product No.	Clonality	Application	Species Reactivity	Citations	SDS
<a href="#">HPA007620</a>	polyclonal	IF	human		<a href="#">View</a>
<a href="#">HPA047739</a>	polyclonal	IHC	human		 <a href="#">View</a>

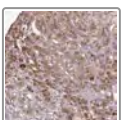


## Anti-B4GALT3 antibody produced in rabbit

**Synonym(s):** Anti- $\beta$ -1,4-GalTase 3 antibody produced in rabbit, Anti- $\beta$ -1,4-Galactosyltransferase 3 antibody produced in rabbit, Anti- $\beta$ 4Gal-T3 antibody produced in rabbit, Anti-UDP-Gal: $\beta$ -GlcNAc  $\beta$ -1,4-galactosyltransferase 3 antibody produced in rabbit, Anti-UDP-galactose: $\beta$ -N-acetylglucosamine  $\beta$ -1,4-galactosyltransferase 3 antibody produced in rabbit, Anti-b4Gal-T3 antibody produced in rabbit

All Photos (4)

Product No.	Clonality	Application	Species Reactivity	Citations	SDS
<a href="#">HPA010793</a>	polyclonal	IF, IHC	human, mouse	4	<a href="#">View</a>



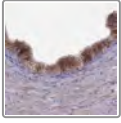
## Anti-B4GALT6 antibody produced in rabbit

**Synonym(s):** Anti-beta4GalT-VI



## All Photos (1)

Product No.	Clonality	Application	Species Reactivity	Citations	SDS
<a href="#">HPA058284</a>	polyclonal	IHC	human		<a href="#">View</a>



### Anti-B4GALT7 antibody produced in rabbit

**Synonym(s):** Anti- $\beta$ 4gal-t7, Anti-Xgalt-1, Anti-Xylosylprotein  $\beta$  1,4-galactosyltransferase, polypeptide 7 (galactosyltransferase i)

## All Photos (2)

Product No.	Clonality	Application	Species Reactivity	Citations	SDS
<a href="#">HPA042330</a>	polyclonal	IHC	human		<a href="#">View</a>



### Anti-B3GAT2 antibody produced in rabbit

**Synonym(s):** Anti-Beta-1,3-glucuronyltransferase 2, Anti-Galactosylgalactosylxylosylprotein 3-beta-glucuronosyltransferase 2, Anti-GlcAT-D, Anti-GlcAT-S, Anti-Glucuronosyltransferase-S, Anti-UDP-glucuronosyltransferase-S

## All Photos (1)

Product No.	Clonality	Application	Species Reactivity	Citations	SDS
<a href="#">HPA012059</a>	polyclonal	IHC	human	3	<a href="#">View</a>

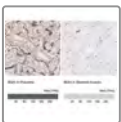


### Anti-B3GAT3 antibody produced in rabbit

**Synonym(s):** Anti-GlcAT-I

## All Photos (1)


Product No.	Clonality	Application	Species Reactivity	Citations	SDS
<a href="#">HPA051328</a>	polyclonal	IHC	human		<a href="#">View</a>



### Anti-BGN antibody produced in rabbit

**Synonym(s):** Anti-Biglycan precursor antibody produced in rabbit, Anti-Bone/cartilage proteoglycan I antibody produced in rabbit, Anti-PG-S1 antibody produced in rabbit

## All Photos (8)


Product No.	Clonality	Application	Species Reactivity	Citations	SDS
<a href="#">HPA003157</a>	polyclonal	IF, IHC	human	13	 <a href="#">View</a>

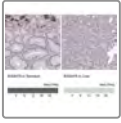


### Anti-B3GNT3 antibody produced in rabbit

**Synonym(s):** Anti-BGnT-3, Anti-Beta-1,3-galactosyltransferase 8, Anti-Beta3Gal-T8, Anti-Beta3Gn-T3, Anti-Core 1 extending beta-1,3-N-acetylglucosaminyltransferase, Anti-Core1-beta3GlcNAcT, Anti-UDP-GlcNAc:betaGal beta-1,3-N-acetylglucosaminyltransferase 3, Anti-b3Gal-T8


## All Photos (3)

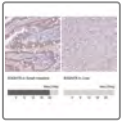
Product No.	Clonality	Application	Species Reactivity	Citations	SDS
<a href="#">HPA024298</a>	polyclonal	IHC	human	1	 <a href="#">View</a>



### Anti-B3GNT6 antibody produced in rabbit

## All Photos (3)


Product No.	Clonality	Application	Species Reactivity	Citations	SDS
<a href="#">HPA039805</a>	polyclonal	IHC	human		 <a href="#">View</a>



### Anti-B3GNT8 antibody produced in rabbit

**Synonym(s):** Anti-B3GALT7, Anti-BGALT15, Anti-beta3Gn-T8

## All Photos (3)

Product No.	Clonality	Application	Species Reactivity	Citations	SDS
<a href="#">HPA043669</a>	polyclonal	IHC	human		 <a href="#">View</a>

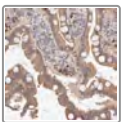


### Anti-B3GNT9 antibody produced in rabbit

**Synonym(s):** Anti-MGC4655, Anti-UDP-GlcNAc:betaGal beta-1,3-N-acetylglucosaminyltransferase 9

## All Photos (2)

Product No.	Clonality	Application	Species Reactivity	Citations	SDS
<a href="#">HPA062734</a>	polyclonal	IF	human		<a href="#">View</a>
<a href="#">HPA052743</a>	polyclonal	IHC	human	1	<a href="#">View</a>



### Anti-B3GNTL1 antibody produced in rabbit

**Synonym(s):** Anti-BGnT-8, Anti-BGnT-like protein 1, Anti-Beta1,3-N-acetylglucosaminyltransferase-like protein 1, Anti-Beta3Gn-T-like protein 1, Anti-Beta3GnTL1, Anti-UDP-GlcNAc:betaGal beta-1,3-N-acetylglucosaminyltransferase-like protein 1, Anti-Beta3Gn-T8

## All Photos (3)

Product No.	Clonality	Application	Species Reactivity	Citations	SDS
<a href="#">HPA023585</a>	polyclonal	IHC	human	1	<a href="#">View</a>
<a href="#">HPA024547</a>	polyclonal	IF, IHC	human	1	<a href="#">View</a>




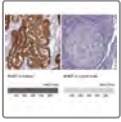
### Anti-BHLHE40 antibody produced in rabbit



**Synonym(s):** Anti-BHLHB2, Anti-STRA13, Anti-bHLHe40

[Photos](#) (7)



Product No.	Clonality	Application	Species Reactivity	Citations	SDS
<a href="#">HPA028922</a>	polyclonal	IF, IHC	human	1	 <a href="#">View</a>

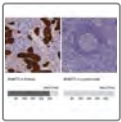


### Anti-BHMT antibody produced in rabbit

**Synonym(s):** Anti-BHMT1, Anti-βine--homocysteine S-methyltransferase

[All Photos](#) (15)


Product No.	Clonality	Application	Species Reactivity	Citations	SDS
<a href="#">HPA058310</a>	polyclonal	IHC	human		 <a href="#">View</a>
<a href="#">HPA038285</a>	polyclonal	IF, IHC	human		 <a href="#">View</a>

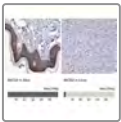


### Anti-BHMT2 antibody produced in rabbit

**Synonym(s):** Anti-βine--homocysteine s-methyltransferase 2

[All Photos](#) (5)



Product No.	Clonality	Application	Species Reactivity	Citations	SDS
<a href="#">HPA044573</a>	polyclonal	IHC	rat, human, mouse		 <a href="#">View</a>



### Anti-BICD2 antibody produced in rabbit

**Synonym(s):** Anti-Bic-D 2, Anti-Protein bicaudal D homolog 2

[All Photos](#) (17)



Product No.	Clonality	Application	Species Reactivity	Citations	SDS
<a href="#">HPA024452</a>	polyclonal	IHC	human, mouse, rat	1	 <a href="#">View</a>
<a href="#">HPA023013</a>	polyclonal	IF, IHC	human, mouse, rat	6	 <a href="#">View</a>



### Anti-BLNK antibody produced in rabbit

**Synonym(s):** Anti-B-cell linker, Anti-BASH, Anti-BLNK-s, Anti-Ly57, Anti-SLP-65, Anti-SLP65, Anti-bca

[All Photos](#) (8)

Product No.	Clonality	Application	Species Reactivity	Citations	SDS
<a href="#">HPA038309</a>	polyclonal	IF, IHC	human		 <a href="#">View</a>
<a href="#">HPA038310</a>	polyclonal	IHC	human		 <a href="#">View</a>



### Anti-BLOC1S1 antibody produced in rabbit

**Synonym(s):** Anti-BLOC-1 subunit 1, Anti-Biogenesis of lysosome-related organelles complex 1 subunit 1, Anti-GCN5-like protein 1, Anti-Protein RT14

[All Photos](#) (4)

Product No.	Clonality	Application	Species Reactivity	Citations	SDS
<a href="#">HPA021381</a>	polyclonal	IHC	human	6	<a href="#">View</a>

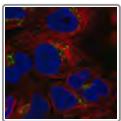


### Anti-BLOC1S2 antibody produced in rabbit

**Synonym(s):** Anti-BLOS2, Anti-FLJ30135, Anti-MGC10120, Anti-biogenesis of lysosomal organelles complex-1, subunit 2

[All Photos](#) (2)


Product No.	Clonality	Application	Species Reactivity	Citations	SDS
<a href="#">HPA048088</a>	polyclonal	IHC	human		<a href="#">View</a>
<a href="#">HPA055010</a>	polyclonal	IHC	human		<a href="#">View</a>



### Anti-BLOC1S3 antibody produced in rabbit

[All Photos](#) (1)

Product No.	Clonality	Application	Species Reactivity	Citations	SDS
<a href="#">HPA050111</a>	polyclonal	IF	human	11	<a href="#">View</a>



### Anti-BLVRA antibody produced in rabbit



**Synonym(s):** Anti-BLVR


[All Photos](#) (3)

Product No.	Clonality	Application	Species Reactivity	Citations	SDS
<a href="#">HPA019709</a>	polyclonal	IF	human		<a href="#">View</a>
<a href="#">HPA054322</a>	polyclonal	IHC	human		

## All Photos (17) **Anti-BLVRB antibody produced in rabbit**

**Synonym(s):** Anti-Biliverdin reductase b (flavin reductase (nadph)), Anti-Flr, Anti-Sdr43u1


Product No.	Clonality	Application	Species Reactivity	Citations	SDS
<a href="#">HPA041937</a>	polyclonal	IHC	human		 <a href="#">View</a>
<a href="#">HPA041698</a>	polyclonal	IF, IHC	human, mouse, rat	1	 <a href="#">View</a>

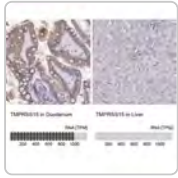


## **Anti-BLZF1 antibody produced in rabbit**

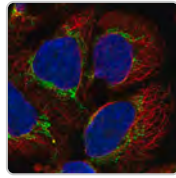
**Synonym(s):** Anti-Basic leucine zipper nuclear factor 1, Anti-Golgin-45, Anti-JEM-1, Anti-p45 basic leucine-zipper nuclear factor

### All Photos (7)

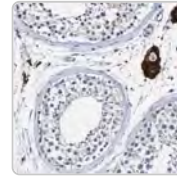
Product No.	Clonality	Application	Species Reactivity	Citations	SDS
<a href="#">HPA067113</a>	polyclonal	IF	human		<a href="#">View</a>
<a href="#">HPA025703</a>	polyclonal	IHC	human	2	 <a href="#">View</a>
<a href="#">HPA027331</a>	polyclonal	IHC	human	2	<a href="#">View</a>



Sigma-Aldrich  
**HPA072934**  
Anti-TMPRSS15



Sigma-Aldrich  
**HPA061396**  
Anti-AARS2  
antibody...




Sigma-Aldrich  
**HPA010972**  
Anti-VMA21  
antibody...

[View Price and Availability](#)

[View Price and Availability](#)


[View Price and Availability](#)

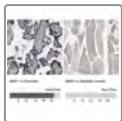


### Anti-BMF antibody produced in rabbit

**Synonym(s):** Anti-Bcl-2-modifying factor

[All Photos](#) (3)


Product No.	Clonality	Application	Species Reactivity	Citations	SDS
<a href="#">HPA010120</a>	polyclonal	IF, IHC	human	6	 <a href="#">View</a>

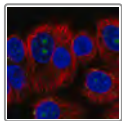


### Anti-BMP1 antibody produced in rabbit

**Synonym(s):** Anti-BMP-1, Anti-Bone Morphogenetic Protein 1 precursor, Anti-Mammalian tolloid protein, Anti-PCP, Anti-Procollagen C-proteinase, Anti-mTld

[All Photos](#) (3)

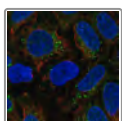
Product No.	Clonality	Application	Species Reactivity	Citations	SDS
<a href="#">HPA014572</a>	polyclonal	IHC	human	5	 <a href="#">View</a>



### Anti-BMP7 antibody produced in rabbit

[All Photos](#) (1)

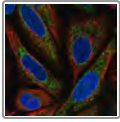
Product No.	Clonality	Application	Species Reactivity	Citations	SDS
<a href="#">HPA057757</a>	polyclonal	IF	human		<a href="#">View</a>



### Anti-BMP2 antibody produced in rabbit

[All Photos](#) (2)

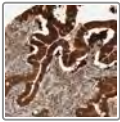
Product No.	Clonality	Application	Species Reactivity	Citations	SDS
<a href="#">HPA058610</a>	polyclonal	IF	human		<a href="#">View</a>



## Anti-BMP6 antibody produced in rabbit

[All Photos](#) (1)

Product No.	Clonality	Application	Species Reactivity	Citations	SDS
<a href="#">HPA062683</a>	polyclonal	IF	human	1	<a href="#">View</a>



## Anti-BMP2K antibody produced in rabbit

**Synonym(s):** Anti-BiKe, Anti-BMP2 inducible kinase, Anti-DKFZp434K0614, Anti-LPLUNC1, Anti-MGC14597, Anti-bA49G10.6, Anti-dJ1187J4.1

[All Photos](#) (6)

Product No.	Clonality	Application	Species Reactivity	Citations	SDS
<a href="#">HPA026436</a>	polyclonal	IHC	human	4	<a href="#">View</a>
<a href="#">HPA026501</a>	polyclonal	IHC	human	4	<a href="#">View</a>
<a href="#">HPA026451</a>	polyclonal	IF, IHC	human	4	<a href="#">View</a>

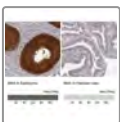


## Anti-BMP2R antibody produced in rabbit

**Synonym(s):** Anti-BMP type II receptor, Anti-BMP2R-II, Anti-Bone morphogenetic protein receptor type II, Anti-Bone morphogenetic protein receptor type-2 precursor

[All Photos](#) (2)


Product No.	Clonality	Application	Species Reactivity	Citations	SDS
<a href="#">HPA049014</a>	polyclonal	IF	human	1	<a href="#">View</a>
<a href="#">HPA017385</a>	polyclonal	IHC	human		<a href="#">View</a>




## Anti-BMX antibody produced in rabbit

**Synonym(s):** Anti-Bone marrow tyrosine kinase gene in chromosome X protein antibody produced in rabbit, Anti-Cytoplasmic tyrosine-protein kinase BMX antibody produced in rabbit, Anti-ETK antibody produced in rabbit, Anti-Epithelial and endothelial tyrosine kinase antibody produced in rabbit, Anti-NTK38 antibody produced in rabbit

[All Photos](#) (4)

Product No.	Clonality	Application	Species Reactivity	Citations	SDS
<a href="#">HPA001048</a>	polyclonal	IHC	human	4	 <a href="#">View</a>



## Anti-BNIP1 antibody produced in rabbit

**Synonym(s):** Anti-BCL2/adenovirus E1B 19 kDa protein-interacting protein 1 antibody produced in rabbit, Anti-TRG-8 antibody produced in rabbit, Anti-Transformation-related gene 8 protein antibody produced in rabbit, Anti-Vesicle transport protein SEC20 antibody produced in rabbit

## All Photos (6)

Product No.	Clonality	Application	Species Reactivity	Citations	SDS
<a href="#">HPA008149</a>	polyclonal	IF	human		<a href="#">View</a>
<a href="#">HPA008009</a>	polyclonal	IHC	human	2	<a href="#">View</a>

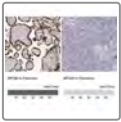


### Anti-BOLA3 antibody produced in rabbit

**Synonym(s):** Anti-bolA homolog 3 (E. coli)

## All Photos (1)



Product No.	Clonality	Application	Species Reactivity	Citations	SDS
<a href="#">HPA053162</a>	polyclonal	IHC	human	1	<a href="#">View</a>




### Anti-BPGM antibody produced in rabbit

**Synonym(s):** Anti-2,3-bisphosphoglycerate mutase, erythrocyte, Anti-2,3-bisphosphoglycerate synthase, Anti-BPG-dependent PGAM, Anti-BPGM, Anti-Bisphosphoglycerate mutase, Anti-2,3-bisphosphoglycerate mutase

## All Photos (12)



Product No.	Clonality	Application	Species Reactivity	Citations	SDS
<a href="#">HPA016493</a>	polyclonal	IHC	mouse, rat, human	1	 <a href="#">View</a>
<a href="#">HPA028735</a>	polyclonal	IF, IHC	human		 <a href="#">View</a>

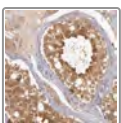


### Anti-BPHL antibody produced in rabbit

**Synonym(s):** Anti-Biphenyl hydrolase-like (serine hydrolase), Anti-Bph-rp, Anti-MCNAA

## All Photos (10)

Product No.	Clonality	Application	Species Reactivity	Citations	SDS
<a href="#">HPA036752</a>	polyclonal	IF, IHC	human		 <a href="#">View</a>
<a href="#">HPA036753</a>	polyclonal	IF, IHC	human		 <a href="#">View</a>




### Anti-BRAF antibody produced in rabbit

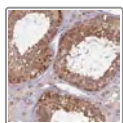
**Synonym(s):** Anti-B-Raf proto-oncogene serine/threonine-protein kinase antibody produced in rabbit, Anti-p94 antibody produced in rabbit, Anti-v-Raf murine sarcoma viral oncogene homolog B1 antibody produced in rabbit

## All Photos (9)

Product No.	Clonality	Application	Species Reactivity	Citations	SDS
<a href="#">HPA071048</a>	polyclonal	IF	human		<a href="#">View</a>



Product No.	Clonality	Application	Species Reactivity	Citations	SDS
<a href="#">HPA001328</a>	polyclonal	IHC	rat, human, mouse	9	 <a href="#">View</a>

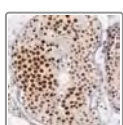


### Anti-BRAP antibody produced in rabbit

**Synonym(s):** Anti-BRAP2, Anti-BRCA1 associated protein, Anti-IMP, Anti-RNF52

[All Photos](#) (8)

Product No.	Clonality	Application	Species Reactivity	Citations	SDS
<a href="#">HPA058820</a>	polyclonal	IF	human		<a href="#">View</a>
<a href="#">HPA040357</a>	polyclonal	IF, IHC	human, rat, mouse	4	<a href="#">View</a>




### Anti-BRD8 antibody produced in rabbit

**Synonym(s):** Anti-Bromodomain-containing protein 8, Anti-Skeletal muscle abundant protein, Anti-Skeletal muscle abundant protein 2, Anti-Thyroid hormone receptor coactivating protein 120kDa, Anti-TrCP120, Anti-p120

[All Photos](#) (2)


Product No.	Clonality	Application	Species Reactivity	Citations	SDS
<a href="#">HPA001841</a>	polyclonal	IF, IHC	human	4	<a href="#">View</a>

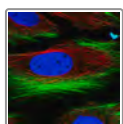


### Anti-BRD2 antibody produced in rabbit

**Synonym(s):** Anti-Bromodomain containing 2, Anti-D6s113e, Anti-Fsrg1, Anti-Kiaa9001, Anti-Nat, Anti-Ring3

[All Photos](#) (6)

Product No.	Clonality	Application	Species Reactivity	Citations	SDS
<a href="#">HPA042816</a>	polyclonal	IF, IHC	human	2	 <a href="#">View</a>



### Anti-BRICD5 antibody produced in rabbit

[All Photos](#) (2)


Product No.	Clonality	Application	Species Reactivity	Citations	SDS
<a href="#">HPA063522</a>	polyclonal	IF	human		<a href="#">View</a>

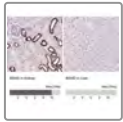


### Anti-BSND

**Synonym(s):** BART, DFNB73

[All Photos](#) (6)


Product No.	Clonality	Application	Species Reactivity	Citations	SDS
<a href="#">HPA060617</a>	polyclonal	IHC	human		<a href="#">View</a>

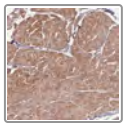


### Anti-BSND antibody produced in rabbit

**Synonym(s):** Anti-BART, Anti-Bartter syndrome, infantile, with sensorineural deafness (Barttin), Anti-DFNB73

[All Photos](#) (6)

Product No.	Clonality	Application	Species Reactivity	Citations	SDS
<a href="#">HPA053836</a>	polyclonal	IHC	human		<a href="#">View</a>

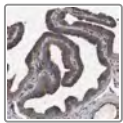


### Anti-BST1 antibody produced in rabbit

**Synonym(s):** Anti-CD157, Anti-bone marrow stromal cell antigen 1

[All Photos](#) (1)

Product No.	Clonality	Application	Species Reactivity	Citations	SDS
<a href="#">HPA050121</a>	polyclonal	IHC	human	4	<a href="#">View</a>

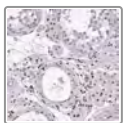


### Anti-BST2 antibody produced in rabbit

**Synonym(s):** Anti-BST-2, Anti-Bone marrow stromal antigen 2, Anti-CD317 antigen, Anti-HM1.24 antigen

[All Photos](#) (5)

Product No.	Clonality	Application	Species Reactivity	Citations	SDS
<a href="#">HPA017060</a>	polyclonal	IF, IHC	human	7	<a href="#">View</a>

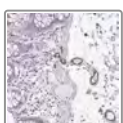


### Anti-BTBD10 antibody produced in rabbit

**Synonym(s):** Anti-GMRP-1, Anti-GMRP1, Anti-MGC13007

[All Photos](#) (2)

Product No.	Clonality	Application	Species Reactivity	Citations	SDS
<a href="#">HPA046777</a>	polyclonal	IF, IHC	human		<a href="#">View</a>

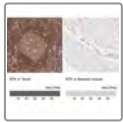


### Anti-BTD antibody produced in rabbit

[All Photos](#) (1)

Product No.	Clonality	Application	Species Reactivity	Citations	SDS
<a href="#">HPA052275</a>	polyclonal	IHC	human		<a href="#">View</a>

Product No.	Clonality	Application	Species Reactivity	Citations	SDS
-------------	-----------	-------------	--------------------	-----------	-----



### Anti-BTK antibody produced in rabbit

**Synonym(s):** Anti-ATK antibody produced in rabbit, Anti-Agammaglobulinemia tyrosine kinase antibody produced in rabbit, Anti-B cell progenitor kinase antibody produced in rabbit, Anti-BPK antibody produced in rabbit, Anti-Bruton tyrosine kinase antibody produced in rabbit, Anti-Tyrosine-protein kinase BTK antibody produced in rabbit

[All Photos](#) (13)

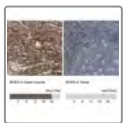
Product No.	Clonality	Application	Species Reactivity	Citations	SDS
<a href="#">HPA001198</a>	polyclonal	IF, IHC	human	5	<a href="#">View</a>
<a href="#">HPA002028</a>	polyclonal	IHC	human	6	<a href="#">View</a>



### Anti-BTN2A1 antibody produced in rabbit

[All Photos](#) (5)

Product No.	Clonality	Application	Species Reactivity	Citations	SDS
<a href="#">HPA019208</a>	polyclonal	IF, IHC	human	9	<a href="#">View</a>

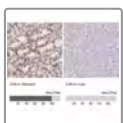


### Anti-BVES antibody produced in rabbit

**Synonym(s):** Anti-Blood vessel epicardial substance, Anti-Popeye domain-containing protein 1, Anti-Popeye protein 1, Anti-hBVES

[All Photos](#) (4)

Product No.	Clonality	Application	Species Reactivity	Citations	SDS
<a href="#">HPA014788</a>	polyclonal	IF, IHC	human	8	<a href="#">View</a>



### Anti-CA9 antibody produced in rabbit

**Synonym(s):** Anti-CAIX, Anti-MN

[All Photos](#) (6)

Product No.	Clonality	Application	Species Reactivity	Citations	SDS
<a href="#">HPA055207</a>	polyclonal	IHC	human	1	<a href="#">View</a>



### Anti-CA5B antibody produced in rabbit

**Synonym(s):** Anti-CA-VB, Anti-Carbonate dehydratase VB, Anti-Carbonic anhydrase 5B, mitochondrial precursor, Anti-Carbonic anhydrase VB

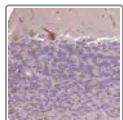
[All Photos](#) (4)

Product No.	Clonality	Application	Species Reactivity	Citations	SDS
<a href="#">HPA012618</a>	polyclonal	IF, IHC	human, rat	1	<a href="#">View</a>

**All Photos** (5) **Anti-CABIN1 antibody produced in rabbit**

**Synonym(s):** Anti-Calcineurin binding protein 1, Anti-Kiaa0330, Anti-Ppp3in

Product No.	Clonality	Application	Species Reactivity	Citations	SDS
<a href="#">HPA043296</a>	polyclonal	IF, IHC	human	1	<a href="#">View</a>

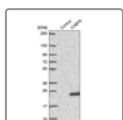


**Anti-CABP1 antibody produced in rabbit**

**Synonym(s):** Anti-calcium binding protein 1

**All Photos** (1)


Product No.	Clonality	Application	Species Reactivity	Citations	SDS
<a href="#">HPA051438</a>	polyclonal	IHC	human		<a href="#">View</a>

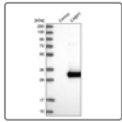


**Anti-CABP5 antibody produced in rabbit**

**Synonym(s):** Anti-Cabp3, Anti-Calcium binding protein 5

**All Photos** (5)


Product No.	Clonality	Application	Species Reactivity	Citations	SDS
<a href="#">HPA043698</a>	polyclonal	IHC	human		<a href="#">View</a>



### Anti-CABP7 antibody produced in rabbit

**Synonym(s):** Anti-MGC57793, Anti-calcium binding protein 7

[All Photos](#) (2)



Product No.	Clonality	Application	Species Reactivity	Citations	SDS
<a href="#">HPA016439</a>	polyclonal	IHC	human		<a href="#">View</a>

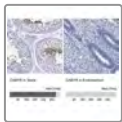


### Anti-CABS1 antibody produced in rabbit

**Synonym(s):** Anti-C4orf35, Anti-CLPH, Anti-FLJ32897, Anti-NYD-SP26, Anti-Calcium-Binding Protein, Spermatid-Specific 1

[All Photos](#) (14)



Product No.	Clonality	Application	Species Reactivity	Citations	SDS
<a href="#">HPA055352</a>	polyclonal	IHC	human		<a href="#">View</a>
<a href="#">HPA044016</a>	polyclonal	IHC	human		<a href="#">View</a>



### Anti-CABYR antibody produced in rabbit

**Synonym(s):** Anti-CBP86, Anti-CT88, Anti-FSP-2, Anti-calcium binding tyrosine-(Y)-phosphorylation regulated

[All Photos](#) (8)

Product No.	Clonality	Application	Species Reactivity	Citations	SDS
<a href="#">HPA047801</a>	polyclonal	IF, IHC	human		<a href="#">View</a>
<a href="#">HPA040703</a>	polyclonal	IHC	human		<a href="#">View</a>



### Anti-CACNA1B antibody produced in rabbit

**Synonym(s):** Anti-CACNL1A5, Anti-CACNN, Anti-Calcium Channel, Voltage-Dependent, N Type, Alpha 1B Subunit, Anti-Cav2.2

[All Photos](#) (1)

Product No.	Clonality	Application	Species Reactivity	Citations	SDS
<a href="#">HPA044347</a>	polyclonal	IHC	human	1	<a href="#">View</a>




### Anti-CACNA1D antibody produced in rabbit



**Synonym(s):** Anti-Calcium channel, L type, alpha-1 polypeptide, isoform 2, Anti-Voltage-dependent L-type calcium channel subunit alpha-1D, Anti-Voltage-gated calcium channel subunit alpha Cav1.3

[Photos](#) (2)


Product No.	Clonality	Application	Species Reactivity	Citations	SDS
<a href="#">HPA020215</a>	polyclonal	IF, IHC	human	6	<a href="#">View</a>

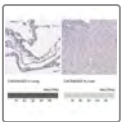


### Anti-CACNA2D1 antibody produced in rabbit

**Synonym(s):** CACNA2, CACNL2A, LINC01112, MHS3, lncRNA-N3

[All Photos](#) (6)


Product No.	Clonality	Application	Species Reactivity	Citations	SDS
<a href="#">HPA008621</a>	polyclonal	IHC	human	3	 <a href="#">View</a>



### Anti-CACNA2D2 antibody produced in rabbit

**Synonym(s):** Anti-KIAA0558, Anti-calcium channel, voltage-dependent,  $\alpha$  2/δ subunit 2

[All Photos](#) (6)

Product No.	Clonality	Application	Species Reactivity	Citations	SDS
<a href="#">HPA071829</a>	polyclonal	IF	human	1	<a href="#">View</a>
<a href="#">HPA034771</a>	polyclonal	IHC	human		 <a href="#">View</a>



### Anti-CACNA1F antibody produced in rabbit

**Synonym(s):** AIED, CORDX3, CSNB2, CSNB2A, CSNBX2, Cav1.4

[All Photos](#) (1)

Product No.	Clonality	Application	Species Reactivity	Citations	SDS
<a href="#">HPA068379</a>	polyclonal	IHC	human		<a href="#">View</a>

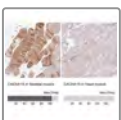


### Anti-CACNA1H antibody produced in rabbit

**Synonym(s):** Anti-Calcium channel, voltage-dependent, t type,  $\alpha$  1h subunit, Anti-Cav3.2

[All Photos](#) (5)



Product No.	Clonality	Application	Species Reactivity	Citations	SDS
<a href="#">HPA039125</a>	polyclonal	IF, IHC	human		<a href="#">View</a>

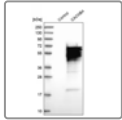


### Anti-CACNA1S antibody produced in rabbit

**Synonym(s):** Anti-CACNL1A3, Anti-Cav1.1, Anti-HOKPP, Anti-MHS5, Anti-hypoPP

## All Photos (8)


Product No.	Clonality	Application	Species Reactivity	Citations	SDS
<a href="#">HPA048892</a>	polyclonal	IHC	human	1	 <a href="#">View</a>
<a href="#">HPA056815</a>	polyclonal	IHC	human		 <a href="#">View</a>

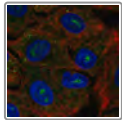


### Anti-CACNB4 antibody produced in rabbit

**Synonym(s):** Anti-CAB4, Anti-Calcium channel voltage-dependent subunit beta 4, Anti-Voltage-dependent L-type calcium channel subunit beta-4

## All Photos (2)

Product No.	Clonality	Application	Species Reactivity	Citations	SDS
<a href="#">HPA015601</a>	polyclonal	IHC	human	2	 <a href="#">View</a>



### Anti-CACNG6 antibody produced in rabbit

## All Photos (1)

Product No.	Clonality	Application	Species Reactivity	Citations	SDS
<a href="#">HPA056615</a>	polyclonal	IF	human		<a href="#">View</a>

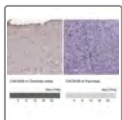


### Anti-CACNG5 antibody produced in rabbit

**Synonym(s):** Anti-calcium channel, voltage-dependent, gamma subunit 5

## All Photos (1)


Product No.	Clonality	Application	Species Reactivity	Citations	SDS
<a href="#">HPA050115</a>	polyclonal	IHC	human		<a href="#">View</a>



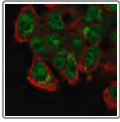
### Anti-CACNG8 antibody produced in rabbit

**Synonym(s):** Anti-Calcium channel, voltage-dependent,  $\gamma$  subunit 8

## All Photos (3)

Product No.	Clonality	Application	Species Reactivity	Citations	SDS
<a href="#">HPA041351</a>	polyclonal	IHC	human		 <a href="#">View</a>

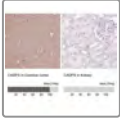




## Anti-CADPS2 antibody produced in rabbit

[All Photos](#) (1)


Product No.	Clonality	Application	Species Reactivity	Citations	SDS
<a href="#">HPA056398</a>	polyclonal	IF	human		<a href="#">View</a>

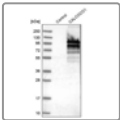


## Anti-CADPS antibody produced in rabbit

**Synonym(s):** Anti-CAPS, Anti-CAPS1, Anti-KIAA1121

[All Photos](#) (4)



Product No.	Clonality	Application	Species Reactivity	Citations	SDS
<a href="#">HPA059328</a>	polyclonal	IF, IHC	human		 <a href="#">View</a>



## Anti-CALCOCO1 antibody produced in rabbit

**Synonym(s):** Anti-Calcium binding and coiled-coil domain 1, Anti-Calphoglin, Anti-Cocoa, Anti-KIAA1536

[All Photos](#) (6)



Product No.	Clonality	Application	Species Reactivity	Citations	SDS
<a href="#">HPA038314</a>	polyclonal	IF, IHC	human	2	 <a href="#">View</a>
<a href="#">HPA038313</a>	polyclonal	IF, IHC	human		 <a href="#">View</a>



## Anti-CALCR antibody produced in rabbit

**Synonym(s):** CTR, Anti-CTR, Anti-calcitonin receptor

[All Photos](#) (10)

Product No.	Clonality	Application	Species Reactivity	Citations	SDS
<a href="#">HPA061428</a>	polyclonal	IHC	human		 <a href="#">View</a>
<a href="#">HPA028962</a>	polyclonal	IHC	human	3	 <a href="#">View</a>



## Anti-CALCRL antibody produced in rabbit

**Synonym(s):** Anti-CGRP type 1 receptor, Anti-Calcitonin gene-related peptide type 1 receptor precursor, Anti-Calcitonin receptor-like receptor

[All Photos](#) (5)



Product No.	Clonality	Application	Species Reactivity	Citations	SDS
<a href="#">HPA046515</a>	polyclonal	IF	human		<a href="#">View</a>
<a href="#">HPA008070</a>	polyclonal	IHC	human	3	<a href="#">View</a>



### Anti-CALD1 antibody produced in rabbit

**Synonym(s):** Anti-CDM antibody produced in rabbit, Anti-Caldesmon antibody produced in rabbit

[All Photos](#) (21)

Product No.	Clonality	Application	Species Reactivity	Citations	SDS
<a href="#">HPA017330</a>	polyclonal	IF, IHC	human	3	 <a href="#">View</a>
<a href="#">HPA008066</a>	polyclonal	IF, IHC	human, rat, mouse	7	 <a href="#">View</a>

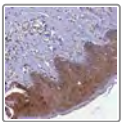


### Anti-CALHM1 antibody produced in rabbit

**Synonym(s):** Anti-FAM26C antibody produced in rabbit, Anti-Protein FAM26C

[All Photos](#) (1)

Product No.	Clonality	Application	Species Reactivity	Citations	SDS
<a href="#">HPA018317</a>	polyclonal	IHC	human	7	<a href="#">View</a>



### Anti-CALM1 antibody produced in rabbit

**Synonym(s):** Anti-CALML2, Anti-CAMI, Anti-DD132, Anti-PHKD

[All Photos](#) (2)


Product No.	Clonality	Application	Species Reactivity	Citations	SDS
<a href="#">HPA044999</a>	polyclonal	IHC	human	1	<a href="#">View</a>



### Anti-CALML5 antibody produced in rabbit

**Synonym(s):** Anti-Calmodulin-like 5, Anti-Cisp

[All Photos](#) (4)


Product No.	Clonality	Application	Species Reactivity	Citations	SDS
<a href="#">HPA040725</a>	polyclonal	IF, IHC	human	1	 <a href="#">View</a>

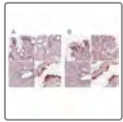


### Anti-CALML4 antibody produced in rabbit

**Synonym(s):** Anti-MGC4809, Anti-NY-BR-20, Anti-calmodulin-like 4

[All Photos](#) (4)



Product No.	Clonality	Application	Species Reactivity	Citations	SDS
<a href="#">HPA051109</a>	polyclonal	IF, IHC	human		<a href="#">View</a>

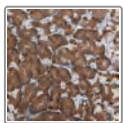


### Anti-CALR3 antibody produced in rabbit

**Synonym(s):** Anti-CRT2, Anti-CT93, Anti-FLJ25355, Anti-MGC26577

[All Photos](#) (15)

Product No.	Clonality	Application	Species Reactivity	Citations	SDS
<a href="#">HPA048460</a>	polyclonal	IHC	human		<a href="#">View</a>
<a href="#">HPA043355</a>	polyclonal	IHC	human		<a href="#">View</a>

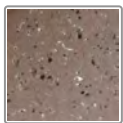


### Anti-CALU antibody produced in rabbit

**Synonym(s):** Anti-Calumenin precursor, Anti-Crocalbin, Anti-IEF SSP 9302

[All Photos](#) (3)

Product No.	Clonality	Application	Species Reactivity	Citations	SDS
<a href="#">HPA006018</a>	polyclonal	IF, IHC, WB	human	5	<a href="#">View</a>



### Anti-CAMK4 antibody produced in rabbit

**Synonym(s):** Anti-CAM kinase-GR, Anti-CaMK IV, Anti-Calcium/calmodulin-dependent protein kinase type IV

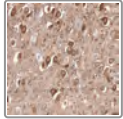
[All Photos](#) (8)

Product No.	Clonality	Application	Species Reactivity	Citations	SDS
<a href="#">HPA011753</a>	polyclonal	IF, IHC	human	2	<a href="#">View</a>
<a href="#">HPA017206</a>	polyclonal	IHC	human	2	<a href="#">View</a>

## [All Photos](#) (2) **Anti-CAMK1 antibody produced in rabbit**

**Synonym(s):** Anti-CaMKI

Product No.	Clonality	Application	Species Reactivity	Citations	SDS
<a href="#">HPA051409</a>	polyclonal	IF, IHC	human		<a href="#">View</a>

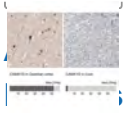


## **Anti-CAMK2A antibody produced in rabbit**

### [All Photos](#) (9)

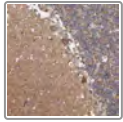
Product No.	Clonality	Application	Species Reactivity	Citations	SDS
<a href="#">HPA051783</a>	polyclonal	IF, IHC	human		<a href="#">View</a>
<a href="#">HPA051785</a>	polyclonal	IF, IHC	human		<a href="#">View</a>
<a href="#">HPA053973</a>	polyclonal	IHC	human		<a href="#">View</a>

## **Anti-CAMK1D antibody produced in rabbit**



**Synonym(s):** Anti-CKLiK antibody produced in rabbit, Anti-CaM kinase I  $\delta$  antibody produced in rabbit, Anti-CaM kinase ID antibody produced in rabbit, Anti-CaM-KI  $\delta$  antibody produced in rabbit, Anti-CaMKI  $\delta$  antibody produced in rabbit, Anti-CaMKI- $\delta$  antibody produced in rabbit, Anti-Calcium/calmodulin-dependent protein kinase type 1D antibody produced in rabbit, Anti-CamKI-like protein kinase antibody produced in rabbit, Anti-Camk1D antibody produced in rabbit

Product No.	Clonality	Application	Species Reactivity	Citations	SDS
<a href="#">HPA007266</a>	polyclonal	IF, IHC	human	3	 <a href="#">View</a>

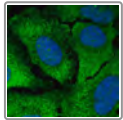


### Anti-CAMK2D antibody produced in rabbit

**Synonym(s):** Anti-CaM kinase II subunit delta, Anti-CaM-kinase II delta chain, Anti-CaMK-II subunit delta, Anti-Calcium/calmodulin-dependent protein kinase type II delta chain

[All Photos](#) (4)

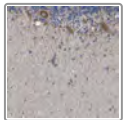
Product No.	Clonality	Application	Species Reactivity	Citations	SDS
<a href="#">HPA026281</a>	polyclonal	IHC	human	4	<a href="#">View</a>



### Anti-CAMK2G antibody produced in rabbit

[All Photos](#) (2)

Product No.	Clonality	Application	Species Reactivity	Citations	SDS
<a href="#">HPA040656</a>	polyclonal	IF	human	1	<a href="#">View</a>

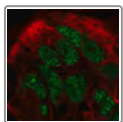


### Anti-CAMKK2 antibody produced in rabbit

**Synonym(s):** Anti-CaM-KK beta, Anti-CaM-kinase kinase beta, Anti-CaMKK beta, Anti-Calcium/calmodulin-dependent protein kinase kinase 2, Anti-Calcium/calmodulin-dependent protein kinase kinase beta

[All Photos](#) (6)

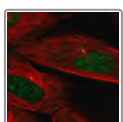
Product No.	Clonality	Application	Species Reactivity	Citations	SDS
<a href="#">HPA017389</a>	polyclonal	IF, IHC	human	11	<a href="#">View</a>



### Anti-CAMKMT antibody produced in rabbit

[All Photos](#) (1)

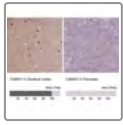
Product No.	Clonality	Application	Species Reactivity	Citations	SDS
<a href="#">HPA067912</a>	polyclonal	IF	human		<a href="#">View</a>



### Anti-CAMK2N2 antibody produced in rabbit

## All Photos (1)


Product No.	Clonality	Application	Species Reactivity	Citations	SDS
<a href="#">HPA050835</a>	polyclonal	IF	human		<a href="#">View</a>

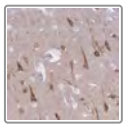


### Anti-CAMKV antibody produced in rabbit

**Synonym(s):** Anti-CaM kinase-like vesicle-associated protein antibody produced in rabbit

## All Photos (4)

Product No.	Clonality	Application	Species Reactivity	Citations	SDS
<a href="#">HPA007656</a>	polyclonal	IF, IHC	human	2	 <a href="#">View</a>



### Anti-CAMLG antibody produced in rabbit

**Synonym(s):** Anti-CAML

## All Photos (5)




Product No.	Clonality	Application	Species Reactivity	Citations	SDS
<a href="#">HPA052636</a>	polyclonal	IF, IHC	human		<a href="#">View</a>
<a href="#">HPA056472</a>	polyclonal	IHC	human		<a href="#">View</a>

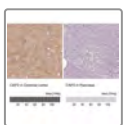


### Anti-CANT1 antibody produced in rabbit

**Synonym(s):** Anti-Apyrase homolog, Anti-Putative MAPK-activating protein PM09, Anti-Putative NF-kappa-B-activating protein 107, Anti-SCAN-1, Anti-Soluble calcium-activated nucleotidase 1

## All Photos (19)


Product No.	Clonality	Application	Species Reactivity	Citations	SDS
<a href="#">HPA019639</a>	polyclonal	IHC	human	1	 <a href="#">View</a>
<a href="#">HPA022818</a>	polyclonal	IHC	human	3	 <a href="#">View</a>
<a href="#">HPA019627</a>	polyclonal	IHC	human		 <a href="#">View</a>




### Anti-CAP2 antibody produced in rabbit

**Synonym(s):** Anti-CAP, adenylate cyclase-associated protein, 2 (yeast)

## All Photos (16)

Product No.	Clonality	Application	Species Reactivity	Citations	SDS
<a href="#">HPA050530</a>	polyclonal	IF, IHC	human		 <a href="#">View</a>

Product No.	Clonality	Application	Species Reactivity	Citations	SDS
<a href="#">HPA054147</a>	polyclonal	IHC	human		<a href="#">View</a>



### Anti-CAP1 antibody produced in rabbit

**Synonym(s):** Anti-CAP, Anti-CAP, adenylate cyclase-associated protein 1 (yeast)

[All Photos](#) (7)



Product No.	Clonality	Application	Species Reactivity	Citations	SDS
<a href="#">HPA030124</a>	polyclonal	IF, IHC	mouse, human, rat	2	<a href="#">View</a>

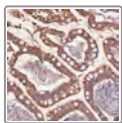


### Anti-CAPG antibody produced in rabbit

**Synonym(s):** Anti-Actin regulatory protein CAP-G, Anti-Macrophage-capping protein

[All Photos](#) (15)

Product No.	Clonality	Application	Species Reactivity	Citations	SDS
<a href="#">HPA019080</a>	polyclonal	IF, IHC, WB	human	6	 <a href="#">View</a>
<a href="#">HPA019092</a>	polyclonal	IHC, WB	human	4	 <a href="#">View</a>



### Anti-CAPN7 antibody produced in rabbit

**Synonym(s):** Anti-PalBH, Anti-calpain 7

[All Photos](#) (1)


Product No.	Clonality	Application	Species Reactivity	Citations	SDS
<a href="#">HPA046617</a>	polyclonal	IHC	human		<a href="#">View</a>

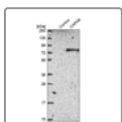


### Anti-CAPN1 antibody produced in rabbit

**Synonym(s):** Anti-CANP 1, Anti-Calcium-activated neutral proteinase 1, Anti-Calpain mu-type, Anti-Calpain-1 catalytic subunit, Anti-Calpain-1 large subunit, Anti-Micromolar-calpain, Anti-muCANP

[All Photos](#) (5)


Product No.	Clonality	Application	Species Reactivity	Citations	SDS
<a href="#">HPA005992</a>	polyclonal	IF, IHC	human	6	 <a href="#">View</a>

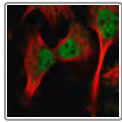


### Anti-CAPN6 antibody produced in rabbit

**Synonym(s):** Anti-CANPX, Anti-CAPNX, Anti-CalpM, Anti-Calpain 6

[All Photos](#) (2)

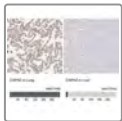
Product No.	Clonality	Application	Species Reactivity	Citations	SDS
<a href="#">HPA040383</a>	polyclonal	IHC (p), WB	human		<a href="#">View</a>



### Anti-CAPN10 antibody produced in rabbit

[All Photos](#) (1)


Product No.	Clonality	Application	Species Reactivity	Citations	SDS
<a href="#">HPA056098</a>	polyclonal	IF	human		<a href="#">View</a>

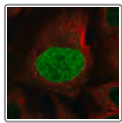


### Anti-CAPN2 antibody produced in rabbit

**Synonym(s):** Anti-CANP 2, Anti-Calcium-activated neutral proteinase 2, Anti-Calpain large polypeptide L2, Anti-Calpain-2 catalytic subunit, Anti-Calpain-2 large subunit, Anti-M-calpain

[All Photos](#) (9)

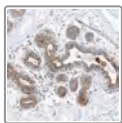
Product No.	Clonality	Application	Species Reactivity	Citations	SDS
<a href="#">HPA024470</a>	polyclonal	IF, IHC	mouse, human, rat	1	 <a href="#">View</a>



### Anti-CAPN8 antibody produced in rabbit

[All Photos](#) (1)

Product No.	Clonality	Application	Species Reactivity	Citations	SDS
<a href="#">HPA073939</a>	polyclonal	IF	human		<a href="#">View</a>



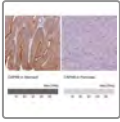
### Anti-CAPN13 antibody produced in rabbit

**Synonym(s):** Anti-FLJ23523, Anti-calpain 13

[All Photos](#) (3)

Product No.	Clonality	Application	Species Reactivity	Citations	SDS
<a href="#">HPA029496</a>	polyclonal	IF	human		<a href="#">View</a>
<a href="#">HPA030034</a>	polyclonal	IHC	human		<a href="#">View</a>
<a href="#">HPA029497</a>	polyclonal	IHC	human		<a href="#">View</a>






### Anti-CAPN9 antibody produced in rabbit

**Synonym(s):** Anti-GC36, Anti-calpain 9, Anti-nCL-4


[All Photos](#) (5)


Product No.	Clonality	Application	Species Reactivity	Citations	SDS
<a href="#">HPA020398</a>	polyclonal	IHC	human	1	 <a href="#">View</a>



### Anti-CAPN11 antibody produced in rabbit

[All Photos](#) (3)


Product No.	Clonality	Application	Species Reactivity	Citations	SDS
<a href="#">HPA030955</a>	polyclonal	IHC	human		 <a href="#">View</a>

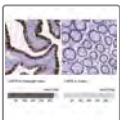


### Anti-CAPNS1 antibody produced in rabbit

**Synonym(s):** Anti-CANP small subunit antibody produced in rabbit, Anti-CDPS antibody produced in rabbit, Anti-CSS1 antibody produced in rabbit, Anti-Calcium-activated neutral proteinase small subunit antibody produced in rabbit, Anti-Calcium-dependent protease small subunit 1 antibody produced in rabbit, Anti-Calcium-dependent protease small subunit antibody produced in rabbit, Anti-Calpain regulatory subunit antibody produced in rabbit, Anti-Calpain small subunit 1 antibody produced in rabbit

[All Photos](#) (4)


Product No.	Clonality	Application	Species Reactivity	Citations	SDS
<a href="#">HPA006872</a>	polyclonal	IF, IHC	rat, mouse, human	5	 <a href="#">View</a>

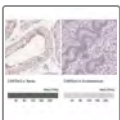


### Anti-CAPS antibody produced in rabbit

**Synonym(s):** Anti-CAPS1, Anti-Calcyphosine, Anti-MGC126562

[All Photos](#) (4)


Product No.	Clonality	Application	Species Reactivity	Citations	SDS
<a href="#">HPA043520</a>	polyclonal	IF, IHC	human	5	 <a href="#">View</a>



### Anti-CAPZA3 antibody produced in rabbit

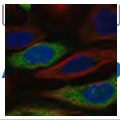
**Synonym(s):** Anti-CAPPA3, Anti-Gsg3

[All Photos](#) (3)

Product No.	Clonality	Application	Species Reactivity	Citations	SDS
<a href="#">HPA038688</a>	polyclonal	IHC	human		 <a href="#">View</a>



### Anti-CAPZA2 antibody produced in rabbit



Photos (2)

Product No.	Clonality	Application	Species Reactivity	Citations	SDS
<a href="#">HPA007643</a>	polyclonal	IF	human		<a href="#">View</a>




### Anti-CAPZB antibody produced in rabbit

**Synonym(s):** Anti-CD85k, Anti-HM18, Anti-ILT3, Anti-LIR-5, Anti-capping protein (actin filament) muscle Z-line,  $\beta$

[All Photos](#) (9)

Product No.	Clonality	Application	Species Reactivity	Citations	SDS
<a href="#">HPA056066</a>	polyclonal	IF	human		<a href="#">View</a>
<a href="#">HPA031531</a>	polyclonal	IF, IHC	mouse, human, rat	6	<a href="#">View</a>

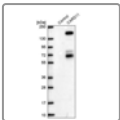


### Anti-C5AR1 antibody produced in rabbit

**Synonym(s):** Anti-C5a anaphylatoxin chemotactic receptor, Anti-C5a-R, Anti-C5aR, Anti-CD88 antigen

[All Photos](#) (1)


Product No.	Clonality	Application	Species Reactivity	Citations	SDS
<a href="#">HPA014520</a>	polyclonal	IHC	human	7	<a href="#">View</a>



### Anti-CARD11 antibody produced in rabbit

**Synonym(s):** Anti-BIMP3, Anti-CARMA1, Anti-caspase recruitment domain family, member 11

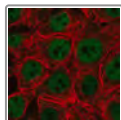
[All Photos](#) (2)

Product No.	Clonality	Application	Species Reactivity	Citations	SDS
<a href="#">HPA052984</a>	polyclonal	IHC, WB	human		<a href="#">View</a>

## [All Photos](#) (2) **Anti-CARHSP1 antibody produced in rabbit**

**Synonym(s):** Anti-CRHSP-24, Anti-CSDC1, Anti-calcium regulated heat stable protein 1, 24kDa

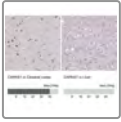
Product No.	Clonality	Application	Species Reactivity	Citations	SDS
<a href="#">HPA051911</a>	polyclonal	IHC	human		<a href="#">View</a>



## **Anti-CARM1 antibody produced in rabbit**

### [All Photos](#) (2)


Product No.	Clonality	Application	Species Reactivity	Citations	SDS
<a href="#">HPA048073</a>	polyclonal	IF	human		<a href="#">View</a>
<a href="#">HPA043561</a>	polyclonal	IF	human		<a href="#">View</a>




### Anti-CARNS1 antibody produced in rabbit

**Synonym(s):** Anti-ATPGD1, Anti-KIAA1394

[All Photos](#) (3)



Product No.	Clonality	Application	Species Reactivity	Citations	SDS
<a href="#">HPA038569</a>	polyclonal	IHC	human	3	 <a href="#">View</a>

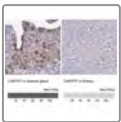


### Anti-CARS antibody produced in rabbit

**Synonym(s):** Anti-CysRS antibody produced in rabbit, Anti-Cysteine--tRNA ligase antibody produced in rabbit, Anti-CysteinyI-tRNA synthetase, cytoplasmic antibody produced in rabbit

[All Photos](#) (17)


Product No.	Clonality	Application	Species Reactivity	Citations	SDS
<a href="#">HPA002384</a>	polyclonal	IF, IHC	human	4	 <a href="#">View</a>
<a href="#">HPA002383</a>	polyclonal	IF, IHC	human, rat, mouse	4	 <a href="#">View</a>



### Anti-CARTPT antibody produced in rabbit

**Synonym(s):** Anti-CART, Anti-CART Prepropeptide

[All Photos](#) (7)

Product No.	Clonality	Application	Species Reactivity	Citations	SDS
<a href="#">HPA046278</a>	polyclonal	IHC	human	2	 <a href="#">View</a>



### Anti-CASC3 antibody produced in rabbit

**Synonym(s):** Anti-Btz, Anti-Cancer susceptibility candidate gene 3 protein, Anti-Metastatic lymph node protein 51, Anti-Protein CASC3, Anti-Protein MLN 51, Anti-Protein barentsz

[All Photos](#) (2)


Product No.	Clonality	Application	Species Reactivity	Citations	SDS
<a href="#">HPA050262</a>	polyclonal	IF	human		<a href="#">View</a>
<a href="#">HPA024592</a>	polyclonal	IHC	human	1	<a href="#">View</a>




### Anti-CASK antibody produced in rabbit

**Synonym(s):** Anti-Calcium/calmodulin-dependent serine protein kinase, Anti-Lin-2 homolog, Anti-Peripheral plasma membrane protein CASK, Anti-hCASK

[All Photos](#) (4)



Product No.	Clonality	Application	Species Reactivity	Citations		SDS
<a href="#">HPA023857</a>	polyclonal	IF, IHC	human	1		<a href="#">View</a>

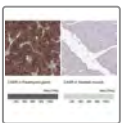


### Anti-CASQ2 antibody produced in rabbit

**Synonym(s):** Anti-Calsequestrin, cardiac muscle isoform, Anti-Calsequestrin-2, Anti-PDIB2

[All Photos](#) (13)



Product No.	Clonality	Application	Species Reactivity	Citations		SDS
<a href="#">HPA027285</a>	polyclonal	IHC	human	4		<a href="#">View</a>
<a href="#">HPA055298</a>	polyclonal	IHC	human			<a href="#">View</a>

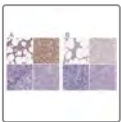


### Anti-CASR antibody produced in rabbit

**Synonym(s):** Anti-Calcium-sensing receptor, Anti-FHH, Anti-GPRC2A, Anti-HHC, Anti-HHC1, Anti-NSHPT



[All Photos](#) (16)

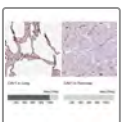
Product No.	Clonality	Application	Species Reactivity	Citations		SDS
<a href="#">HPA039686</a>	polyclonal	IHC	human	1		<a href="#">View</a>
<a href="#">HPA050335</a>	polyclonal	IHC, WB	human			<a href="#">View</a>



### Anti-CAT antibody produced in rabbit

[All Photos](#) (19)


Product No.	Clonality	Application	Species Reactivity	Citations		SDS
<a href="#">HPA051282</a>	polyclonal	IHC	human			<a href="#">View</a>
<a href="#">HPA055838</a>	polyclonal	IF, IHC	human			<a href="#">View</a>



### Anti-CAV1 antibody produced in rabbit

**Synonym(s):** Anti-CAV

[All Photos](#) (6)

Product No.	Clonality	Application	Species Reactivity	Citations		SDS
<a href="#">HPA049326</a>	polyclonal	IHC	human	4		<a href="#">View</a>




### Anti-CBL antibody produced in rabbit



**Synonym(s):** Anti-APin, Anti-CBL2, Anti-Cas-Br-M (murine) ecotropic retroviral transforming sequence, Anti-FLJ20513, Anti-RNF55

[Photos](#) (8)

Product No.	Clonality	Application	Species Reactivity	Citations	SDS
<a href="#">HPA027956</a>	polyclonal	IF, IHC	rat, mouse, human	1	 <a href="#">View</a>




### Anti-CBR3 antibody produced in rabbit

**Synonym(s):** Anti-Carbonyl reductase [NADPH] 3, Anti-NADPH-dependent carbonyl reductase 3

[All Photos](#) (4)


Product No.	Clonality	Application	Species Reactivity	Citations	SDS
<a href="#">HPA018434</a>	polyclonal	IF, IHC	rat, human, mouse	5	<a href="#">View</a>

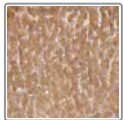


### Anti-CBR4 antibody produced in rabbit

**Synonym(s):** Anti-Carbonyl reductase 4, Anti-FLJ14431, Anti-SDR45C1

[All Photos](#) (2)


Product No.	Clonality	Application	Species Reactivity	Citations	SDS
<a href="#">HPA037499</a>	polyclonal	IHC	human		 <a href="#">View</a>



### Anti-CBS antibody produced in rabbit

**Synonym(s):** Anti-Beta- thionase, Anti-Cystathionine beta-synthase, Anti-Serine sulfhydrase

[All Photos](#) (5)



Product No.	Clonality	Application	Species Reactivity	Citations	SDS
<a href="#">HPA001223</a>	polyclonal	IF, IHC	human	5	 <a href="#">View</a>

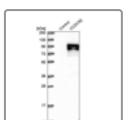


### Anti-CCDC39 antibody produced in rabbit

**Synonym(s):** Anti-CILD14, Anti-DKFZp434A128, Anti-FAP59

[All Photos](#) (13)


Product No.	Clonality	Application	Species Reactivity	Citations	SDS
<a href="#">HPA035364</a>	polyclonal	IHC	human	3	 <a href="#">View</a>
<a href="#">HPA035363</a>	polyclonal	IHC	human		 <a href="#">View</a>

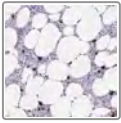


### Anti-CCDC82 antibody produced in rabbit

**Synonym(s):** Anti-Coiled-coil domain containing 82, Anti-FLJ23518

## All Photos (3)

Product No.	Clonality	Application	Species Reactivity	Citations	SDS
<a href="#">HPA038704</a>	polyclonal	IF, IHC	human		 <a href="#">View</a>



### Anti-CCDC62 antibody produced in rabbit

**Synonym(s):** Anti-CT109, Anti-ERAP75, Anti-FLJ40344, Anti-TSP-NY



## All Photos (1)

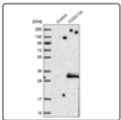
Product No.	Clonality	Application	Species Reactivity	Citations	SDS
<a href="#">HPA058741</a>	polyclonal	IHC	human		<a href="#">View</a>



### Anti-CCDC155 antibody produced in rabbit

## All Photos (11)


Product No.	Clonality	Application	Species Reactivity	Citations	SDS
<a href="#">HPA019940</a>	polyclonal	IHC, WB	human	1	 <a href="#">View</a>
<a href="#">HPA019937</a>	polyclonal	IHC	human	1	 <a href="#">View</a>

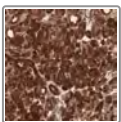


### Anti-CCDC134 antibody produced in rabbit

**Synonym(s):** Anti-Coiled-coil domain-containing protein 134 precursor antibody produced in rabbit

## All Photos (6)

Product No.	Clonality	Application	Species Reactivity	Citations	SDS
<a href="#">HPA003936</a>	polyclonal	IHC	human	3	 <a href="#">View</a>

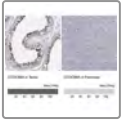


### Anti-CCDC91 antibody produced in rabbit

**Synonym(s):** Anti-Coiled-coil domain containing 91, Anti-DKFZp779L1558, Anti-FLJ11088, Anti-P56

## All Photos (3)


Product No.	Clonality	Application	Species Reactivity	Citations	SDS
<a href="#">HPA038169</a>	polyclonal	IF, IHC	human	1	<a href="#">View</a>

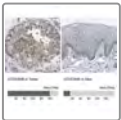


## Anti-CCDC88A antibody produced in rabbit

**Synonym(s):** Anti-APE, Anti-Coiled-coil domain containing 88A, Anti-FLJ10392, Anti-GIV, Anti-GRDN, Anti-HkRP1, Anti-KIAA1212

**All Photos** (4)



Product No.	Clonality	Application	Species Reactivity	Citations	SDS
<a href="#">HPA038101</a>	polyclonal	IHC	human		<a href="#">View</a>
<a href="#">HPA038102</a>	polyclonal	IHC	human		 <a href="#">View</a>

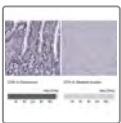


## Anti-CCDC90B antibody produced in rabbit

**Synonym(s):** Anti-Coiled-coil domain-containing protein 90B, mitochondrial precursor


**All Photos** (13)

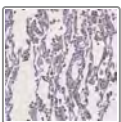
Product No.	Clonality	Application	Species Reactivity	Citations	SDS
<a href="#">HPA011130</a>	polyclonal	IF, IHC	human	3	 <a href="#">View</a>
<a href="#">HPA011931</a>	polyclonal	IF, IHC	human	2	 <a href="#">View</a>



## Anti-CCK

**All Photos** (4)

Product No.	Clonality	Application	Species Reactivity	Citations	SDS
<a href="#">HPA069515</a>	polyclonal	IHC	human		 <a href="#">View</a>

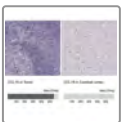


## Anti-CCL23 antibody produced in rabbit

**Synonym(s):** Anti-Chemokine (c-c motif) ligand 23, Anti-Ckb-8, Anti-Ckb8, Anti-Mip-3, Anti-Mpif-1, Anti-Scya23

**All Photos** (4)


Product No.	Clonality	Application	Species Reactivity	Citations	SDS
<a href="#">HPA042015</a>	polyclonal	IHC	human	1	<a href="#">View</a>

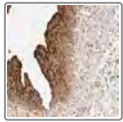


## Anti-CCL19 antibody produced in rabbit

**All Photos** (3)



Product No.	Clonality	Application	Species Reactivity	Citations	SDS
<a href="#">HPA067758</a>	polyclonal	IHC	human		<a href="#">View</a>

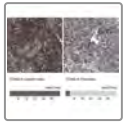


### Anti-CCL14 antibody produced in rabbit

**Synonym(s):** Anti-CKb1, Anti-HCC-1, Anti-HCC-3, Anti-MCIF, Anti-NCC-2, Anti-SCYA14, Anti-SCYL2, Anti-chemokine (C-C motif) ligand 14

[All Photos](#) (1)



Product No.	Clonality	Application	Species Reactivity	Citations	SDS
<a href="#">HPA030268</a>	polyclonal	IHC	human		<a href="#">View</a>

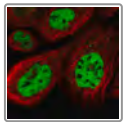


### Anti-CCM2 antibody produced in rabbit

**Synonym(s):** Anti-Cerebral cavernous malformations 2 protein, Anti-Malcavernin

[All Photos](#) (10)

Product No.	Clonality	Application	Species Reactivity	Citations	SDS
<a href="#">HPA065815</a>	polyclonal	IF	human		<a href="#">View</a>
<a href="#">HPA021669</a>	polyclonal	IHC	human	4	 <a href="#">View</a>
<a href="#">HPA020273</a>	polyclonal	IF, IHC	human	6	 <a href="#">View</a>



### Anti-CCNDBP1 antibody produced in rabbit

[All Photos](#) (2)

Product No.	Clonality	Application	Species Reactivity	Citations	SDS
<a href="#">HPA041065</a>	polyclonal	IF	human		<a href="#">View</a>



### Anti-CCR6 antibody produced in rabbit

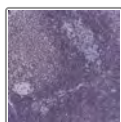
**Synonym(s):** Anti-C-C CKR-6, Anti-C-C chemokine receptor type 6, Anti-CC-CKR-6, Anti-CCR-6, Anti-CD196 antigen, Anti-CKR-L3, Anti-Chemokine receptor-like 3, Anti-DRY6, Anti-G-protein coupled receptor 29, Anti-GPR-CY4, Anti-GPRCY4, Anti-LARC receptor

[All Photos](#) (1)

Product No.	Clonality	Application	Species Reactivity	Citations	SDS
<a href="#">HPA014488</a>	polyclonal	IHC	human	3	<a href="#">View</a>

## [All Photos](#) (2) **Anti-CCR7 antibody produced in rabbit**

Product No.	Clonality	Application	Species Reactivity	Citations	SDS
<a href="#">HPA074467</a>	polyclonal	IF	human		<a href="#">View</a>
<a href="#">HPA031383</a>	polyclonal	IF	human		<a href="#">View</a>

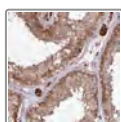


## **Anti-CCRL2 antibody produced in rabbit**

**Synonym(s):** Anti-Chemokine (c-c motif) receptor-like 2, Anti-Ckrx, Anti-Cram-a, Anti-Cram-b, Anti-Hcr

## [All Photos](#) (2)

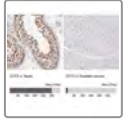
Product No.	Clonality	Application	Species Reactivity	Citations	SDS
<a href="#">HPA043238</a>	polyclonal	IHC	human		<a href="#">View</a>



## **Anti-CCS antibody produced in rabbit**

## [All Photos](#) (3)



Product No.	Clonality	Application	Species Reactivity	Citations	SDS
<a href="#">HPA040026</a>	polyclonal	IHC	human		<a href="#">View</a>
<a href="#">HPA044090</a>	polyclonal	IHC	human		<a href="#">View</a>




### Anti-CCT2 antibody produced in rabbit

**Synonym(s):** Anti-CCT- $\beta$  antibody produced in rabbit, Anti-T-complex protein 1 subunit  $\beta$  antibody produced in rabbit, Anti-TCP-1- $\beta$  antibody produced in rabbit

[All Photos](#) (20)


Product No.	Clonality	Application	Species Reactivity	Citations	SDS
<a href="#">HPA003198</a>	polyclonal	IF, IHC	human, mouse, rat	2	 <a href="#">View</a>
<a href="#">HPA003197</a>	polyclonal	IHC	rat, human, mouse	2	 <a href="#">View</a>

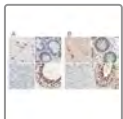


### Anti-CCT3 antibody produced in rabbit

**Synonym(s):** Anti-CCT- $\gamma$  antibody produced in rabbit, Anti-T-complex protein 1 subunit gamma antibody produced in rabbit, Anti-TCP-1- $\gamma$  antibody produced in rabbit, Anti-hTRiC5 antibody produced in rabbit

[All Photos](#) (4)



Product No.	Clonality	Application	Species Reactivity	Citations	SDS
<a href="#">HPA006543</a>	polyclonal	IF, IHC	rat, mouse, human	5	 <a href="#">View</a>




### Anti-CCT5 antibody produced in rabbit

**Synonym(s):** KIAA0098

[All Photos](#) (16)


Product No.	Clonality	Application	Species Reactivity	Citations	SDS
<a href="#">HPA002238</a>	polyclonal	IHC	human	5	 <a href="#">View</a>
<a href="#">HPA005958</a>	polyclonal	IF, IHC	human, rat, mouse	2	 <a href="#">View</a>

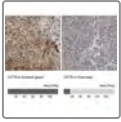


### Anti-CCT7 antibody produced in rabbit

**Synonym(s):** Anti-CCT- $\eta$  antibody produced in rabbit, Anti-HIV-1 Nef-interacting protein antibody produced in rabbit, Anti-T-complex protein 1 subunit eta antibody produced in rabbit, Anti-TCP-1- $\eta$  antibody produced in rabbit

[All Photos](#) (4)




Product No.	Clonality	Application	Species Reactivity	Citations	SDS
<a href="#">HPA008425</a>	polyclonal	IF, IHC	human, rat, mouse	4	 <a href="#">View</a>

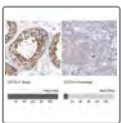


## Anti-CCT8 antibody produced in rabbit

**Synonym(s):** Anti-CCT-theta, Anti-Renal carcinoma antigen NY-REN-15, Anti-T-complex protein 1 subunit theta, Anti-TCP-1-theta, Anti-C21orf112, Anti-Cctq, Anti-PRED71, Anti-chaperonin containing TCP1, subunit 8 (theta)

[All Photos](#) (23)


Product No.	Clonality	Application	Species Reactivity	Citations	SDS
<a href="#">HPA021051</a>	polyclonal	IF, IHC	mouse, human, rat	3	 <a href="#">View</a>
<a href="#">HPA029426</a>	polyclonal	IF, IHC	rat, mouse, human		 <a href="#">View</a>
<a href="#">HPA018520</a>	polyclonal	IHC	rat, mouse, human	3	 <a href="#">View</a>




## Anti-CCT4 antibody produced in rabbit

**Synonym(s):** Anti-Cctd, Anti-chaperonin containing TCP1, subunit 4 (δ)

[All Photos](#) (6)



Product No.	Clonality	Application	Species Reactivity	Citations	SDS
<a href="#">HPA029349</a>	polyclonal	IF, IHC	human, rat, mouse	1	 <a href="#">View</a>

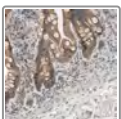


## Anti-CCT6A antibody produced in rabbit

**Synonym(s):** Anti-CCT6, Anti-Cctz, Anti-HTR3, Anti-TCP20, Anti-TCPZ, Anti-TTCP20

[All Photos](#) (14)


Product No.	Clonality	Application	Species Reactivity	Citations	SDS
<a href="#">HPA049949</a>	polyclonal	IF, IHC	human	1	<a href="#">View</a>
<a href="#">HPA045576</a>	polyclonal	IHC	human, rat, mouse		 <a href="#">View</a>
<a href="#">HPA042996</a>	polyclonal	IHC	human, rat, mouse	1	 <a href="#">View</a>



## Anti-CD164 antibody produced in rabbit

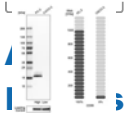
**Synonym(s):** Anti-CD164 antigen antibody produced in rabbit, Anti-MGC-24 antibody produced in rabbit, Anti-MUC-24 antibody produced in rabbit, Anti-Multi-glycosylated core protein 24 antibody produced in rabbit, Anti-Putative mucin core protein 24 precursor antibody produced in rabbit

[All Photos](#) (2)


Product No.	Clonality	Application	Species Reactivity	Citations	SDS
<a href="#">HPA010636</a>	polyclonal	IHC, WB	human	6	 <a href="#">View</a>




## Anti-CD59 antibody produced in rabbit



**Synonym(s):** Anti-1F5 antigen, Anti-CD59 antigen, Anti-CD59 glycoprotein, Anti-HRF-20, Anti-MAC-IP, Anti-MAC-inhibitory protein, Anti-MACIF, Anti-MEM43 antigen, Anti-MIRL, Anti-Membrane attack complex inhibition factor (4)

Product No.	Clonality	Application	Species Reactivity	Citations	SDS
<a href="#">HPA026494</a>	polyclonal	IF, IHC	human	3	 <a href="#">View</a>

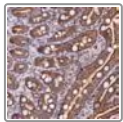


### Anti-CD53 antibody produced in rabbit

**Synonym(s):** Anti-CD53 molecule, Anti-MOX44, Anti-TSPAN25

[All Photos](#) (1)

Product No.	Clonality	Application	Species Reactivity	Citations	SDS
<a href="#">HPA047216</a>	polyclonal	IHC	human		<a href="#">View</a>

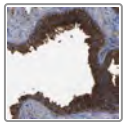


### Anti-C1D antibody produced in rabbit

**Synonym(s):** Anti-C1D nuclear receptor corepressor, Anti-LRP1, Anti-SUN-CoR, Anti-SUNCOR

[All Photos](#) (3)

Product No.	Clonality	Application	Species Reactivity	Citations	SDS
<a href="#">HPA037413</a>	polyclonal	IF, IHC	human	1	<a href="#">View</a>
<a href="#">HPA037588</a>	polyclonal	IHC	human	1	<a href="#">View</a>

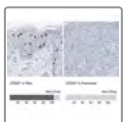


### Anti-CD151 antibody produced in rabbit

**Synonym(s):** Anti-CD151 antigen, Anti-GP27, Anti-Membrane glycoprotein SFA-1, Anti-PETA-3, Anti-Platelet-endothelial tetraspan antigen 3, Anti-Tetraspanin-24, Anti-Tspan-24

[All Photos](#) (1)


Product No.	Clonality	Application	Species Reactivity	Citations	SDS
<a href="#">HPA011906</a>	polyclonal	IHC	human	4	<a href="#">View</a>



### Anti-CD207 antibody produced in rabbit

**Synonym(s):** Anti-C-type lectin domain family 4 member K antibody produced in rabbit, Anti-CD207 antigen antibody produced in rabbit, Anti-Langerin antibody produced in rabbit

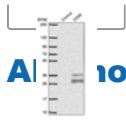
[All Photos](#) (7)

Product No.	Clonality	Application	Species Reactivity	Citations	SDS
<a href="#">HPA011216</a>	polyclonal	IHC	human	6	 <a href="#">View</a>



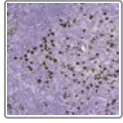
### Anti-CD99 antibody produced in rabbit

**Synonym(s):** Anti-CD99 molecule, Anti-MIC2



## All Antibodies (2)

Product No.	Clonality	Application	Species Reactivity	Citations	SDS
<a href="#">HPA035304</a>	polyclonal	IHC, WB	human	1	<a href="#">View</a>

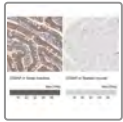


### Anti-CDADC1 antibody produced in rabbit

**Synonym(s):** Anti-NYD-SP15

## All Photos (2)

Product No.	Clonality	Application	Species Reactivity	Citations	SDS
<a href="#">HPA047615</a>	polyclonal	IF	human		<a href="#">View</a>
<a href="#">HPA058314</a>	polyclonal	IHC	human		<a href="#">View</a>

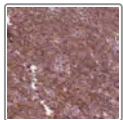


### Anti-CD2AP antibody produced in rabbit

**Synonym(s):** Anti-Adapter protein CMS antibody produced in rabbit, Anti-CD2-associated protein antibody produced in rabbit, Anti-Cas ligand with multiple SH3 domains antibody produced in rabbit

## All Photos (18)

Product No.	Clonality	Application	Species Reactivity	Citations	SDS
<a href="#">HPA003326</a>	polyclonal	IF, IHC	rat, mouse, human	7	<a href="#">View</a>
<a href="#">HPA003267</a>	polyclonal	IF, IHC	human, mouse, rat	1	<a href="#">View</a>



### Anti-CDC42 antibody produced in rabbit

**Synonym(s):** CDC42Hs, G25K

## All Photos (2)

Product No.	Clonality	Application	Species Reactivity	Citations	SDS
<a href="#">HPA069590</a>	polyclonal	IHC, WB	human	1	<a href="#">View</a>



### Anti-CDC14B antibody produced in rabbit

**Synonym(s):** CDC14B3, Cdc14B1, Cdc14B2, hCDC14B, Anti-CDC14 cell division cycle 14 homolog B, Anti-Dual specificity protein phosphatase CDC14B

## All Photos (2)

Product No.	Clonality	Application	Species Reactivity	Citations	SDS
<a href="#">HPA064747</a>	polyclonal	IF	human		<a href="#">View</a>
<a href="#">HPA013312</a>	polyclonal	IHC	human	2	<a href="#">View</a>

Product No.	Clonality	Application	Species Reactivity	Citations	SDS
-------------	-----------	-------------	--------------------	-----------	-----



### Anti-CDC42BPA antibody produced in rabbit

[All Photos](#) (2)

Product No.	Clonality	Application	Species Reactivity	Citations	SDS
-------------	-----------	-------------	--------------------	-----------	-----

<a href="#">HPA071252</a>	polyclonal	IF, IHC	human		<a href="#">View</a>
---------------------------	------------	---------	-------	--	----------------------



### Anti-CDC42BPB antibody produced in rabbit

**Synonym(s):** Anti-AL117209.2, Anti-CDC42-binding protein kinase beta, Anti-CDC42BPB, Anti-DMPK-like beta, Anti-MRCK beta, Anti-Myotonic dystrophy kinase-related CDC42-binding kinase beta, Anti-Myotonic dystrophy protein kinase-like beta, Anti-Serine/threonine-protein kinase MRCK beta

[All Photos](#) (6)

Product No.	Clonality	Application	Species Reactivity	Citations	SDS
-------------	-----------	-------------	--------------------	-----------	-----

<a href="#">HPA022821</a>	polyclonal	IHC	human, rat, mouse	2	<a href="#">View</a>
---------------------------	------------	-----	-------------------	---	----------------------




### Anti-CDC42BPG antibody produced in rabbit

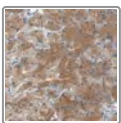
**Synonym(s):** Anti-CDC42-binding protein kinase gamma, Anti-DMPK-like gamma, Anti-MRCK gamma, Anti-Myotonic dystrophy kinase-related CDC42-binding kinase gamma, Anti-Serine/threonine-protein kinase MRCK gamma, Anti-DMPK2, Anti-HSMDPKIN, Anti-MRCKgamma, Anti-kappa-200

[All Photos](#) (7)

Product No.	Clonality	Application	Species Reactivity	Citations	SDS
-------------	-----------	-------------	--------------------	-----------	-----

<a href="#">HPA027382</a>	polyclonal	IHC	human		 <a href="#">View</a>
---------------------------	------------	-----	-------	--	--

<a href="#">HPA061836</a>	polyclonal	IHC	human		<a href="#">View</a>
---------------------------	------------	-----	-------	--	----------------------




### Anti-CDC42EP1 antibody produced in rabbit

**Synonym(s):** Anti-Binder of p-GTPases 5 antibody produced in rabbit, Anti-Cdc42 effector protein 1 antibody produced in rabbit, Anti-Serum protein MSE55 antibody produced in rabbit

[All Photos](#) (2)

Product No.	Clonality	Application	Species Reactivity	Citations	SDS
-------------	-----------	-------------	--------------------	-----------	-----


<a href="#">HPA006379</a>	polyclonal	IF, IHC	human	3	<a href="#">View</a>
---------------------------	------------	---------	-------	---	----------------------




### Anti-CDC42EP2 antibody produced in rabbit

**Synonym(s):** Anti-BORG1, Anti-CDC42 effector protein (Rho GTPase binding) 2, Anti-CEP2

[All Photos](#) (3)


Product No.	Clonality	Application	Species Reactivity	Citations	SDS
<a href="#">HPA038562</a>	polyclonal	IF, IHC	human		<a href="#">View</a>

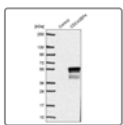


### Anti-CDC42EP3 antibody produced in rabbit

**Synonym(s):** BORG2, CEP3, UB1, Anti-BORG2, Anti-CDC42 effector protein (Rho GTPase binding) 3, Anti-CEP3, Anti-UB1

[All Photos](#) (3)


Product No.	Clonality	Application	Species Reactivity	Citations	SDS
<a href="#">HPA061792</a>	polyclonal	IF	human		<a href="#">View</a>
<a href="#">HPA034986</a>	polyclonal	IHC	human		<a href="#">View</a>




### Anti-CDC42EP4 antibody produced in rabbit

**Synonym(s):** Anti-BORG4, Anti-CDC42 effector protein (Rho GTPase binding) 4, Anti-CEP4, Anti-KAIA1777, Anti-LYC1, Anti-MGC17125, Anti-MGC3740, Anti-PRO1485, Anti-TKAL754

[All Photos](#) (7)


Product No.	Clonality	Application	Species Reactivity	Citations	SDS
<a href="#">HPA023335</a>	polyclonal	IF, IHC	human	3	<a href="#">View</a>
<a href="#">HPA024797</a>	polyclonal	IHC (p), WB	human		<a href="#">View</a>



### Anti-CDC42EP5 antibody produced in rabbit

**Synonym(s):** Anti-Borg3, Anti-CDC42 Effector Protein (Rho Gtpase Binding) 5, Anti-CEP5

[All Photos](#) (2)


Product No.	Clonality	Application	Species Reactivity	Citations	SDS
<a href="#">HPA043449</a>	polyclonal	IHC, WB	human		<a href="#">View</a>



### Anti-CDH1 antibody produced in rabbit

**Synonym(s):** Anti-CAM 120/80 antibody produced in rabbit, Anti-CD324 antigen antibody produced in rabbit, Anti-Cadherin-1 antibody produced in rabbit, Anti-E-cadherin antibody produced in rabbit, Anti-Epithelial-cadherin precursor antibody produced in rabbit, Anti-Uvomorulin antibody produced in rabbit

[All Photos](#) (5)


Product No.	Clonality	Application	Species Reactivity	Citations	SDS
<a href="#">HPA004812</a>	polyclonal	IHC	human	8	 <a href="#">View</a>



All

## Anti-CDH13 antibody produced in rabbit

**Photos** (7) **Synonym(s):** Anti-Cadherin-13 precursor antibody produced in rabbit, Anti-H-cadherin antibody produced in rabbit, Anti-Heart-cadherin antibody produced in rabbit, Anti-P105 antibody produced in rabbit, Anti-T-cad antibody produced in rabbit, Anti-T-cadherin antibody produced in rabbit, Anti-Truncated-cadherin antibody produced in rabbit

Product No.	Clonality	Application	Species Reactivity	Citations	SDS
<a href="#">HPA001380</a>	polyclonal	IF, IHC	human	5	 <a href="#">View</a>




## Anti-CDH3 antibody produced in rabbit

**Synonym(s):** Anti-Cadherin-3 precursor antibody produced in rabbit, Anti-P-cadherin antibody produced in rabbit, Anti-Placental-cadherin antibody produced in rabbit

All

**Photos** (6)

Product No.	Clonality	Application	Species Reactivity	Citations	SDS
<a href="#">HPA001767</a>	polyclonal	IHC, WB	human	3	 <a href="#">View</a>







## Anti-CDH17 antibody produced in rabbit

**All**

**Synonym(s):** Anti-Cadherin-17, Anti-Intestinal peptide-associated transporter HPT-1, Anti-LI-cadherin, Anti-


**Photos** (21) Liver-intestine cadherin

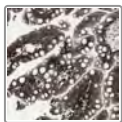
Product No.	Clonality	Application	Species Reactivity	Citations	SDS
<a href="#">HPA026556</a>	polyclonal	IHC	human	4	 <a href="#">View</a>
<a href="#">HPA023616</a>	polyclonal	IHC	human	8	 <a href="#">View</a>
<a href="#">HPA023614</a>	polyclonal	IHC	human	4	 <a href="#">View</a>



### Anti-CDH4 antibody produced in rabbit

**All Photos** (2)

Product No.	Clonality	Application	Species Reactivity	Citations	SDS
<a href="#">HPA015613</a>	polyclonal	IF, WB	human	1	 <a href="#">View</a>



### Anti-CDH8 antibody produced in rabbit

**Synonym(s):** Anti-Cadherin-8 precursor

**All Photos** (1)


Product No.	Clonality	Application	Species Reactivity	Citations	SDS
<a href="#">HPA014908</a>	polyclonal	IHC	human	3	<a href="#">View</a>



### Anti-CDH2 antibody produced in rabbit

**Synonym(s):** Anti-CD325, Anti-CDHN, Anti-NCAD

**All Photos** (5)

Product No.	Clonality	Application	Species Reactivity	Citations	SDS
<a href="#">HPA058574</a>	polyclonal	IHC	human	1	 <a href="#">View</a>



### Anti-CDH26 antibody produced in rabbit

**Synonym(s):** Anti-Cadherin-like protein 26 precursor, Anti-Cadherin-like protein VR20

**All Photos** (2)

Product No.	Clonality	Application	Species Reactivity	Citations	SDS
<a href="#">HPA047578</a>	polyclonal	IF	human		<a href="#">View</a>
<a href="#">HPA015722</a>	polyclonal	IHC	human	1	<a href="#">View</a>




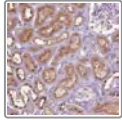
### Anti-CDH15 antibody produced in rabbit



**Synonym(s):** Anti-Cadherin-14 antibody produced in rabbit, Anti-Cadherin-15 precursor antibody produced in rabbit, Anti-M-cadherin antibody produced in rabbit, Anti-Muscle-cadherin antibody produced in rabbit

[Photos \(7\)](#)

Product No.	Clonality	Application	Species Reactivity	Citations	SDS
<a href="#">HPA070961</a>	polyclonal	IF	human		<a href="#">View</a>
<a href="#">HPA009139</a>	polyclonal	IF, IHC	human	3	 <a href="#">View</a>



### Anti-CDH7 antibody produced in rabbit


[All Photos \(1\)](#)

Product No.	Clonality	Application	Species Reactivity	Citations	SDS
<a href="#">HPA061419</a>	polyclonal	IHC	human		<a href="#">View</a>



### Anti-CDH16 antibody produced in rabbit

[All Photos \(4\)](#)

Product No.	Clonality	Application	Species Reactivity	Citations	SDS
<a href="#">HPA036260</a>	polyclonal	IHC	human		 <a href="#">View</a>

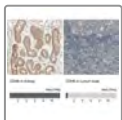


### Anti-CDH19 antibody produced in rabbit

**Synonym(s):** Anti-CDH7, Anti-cadherin 19, type 2

[All Photos \(4\)](#)


Product No.	Clonality	Application	Species Reactivity	Citations	SDS
<a href="#">HPA056332</a>	polyclonal	IHC	human	1	<a href="#">View</a>



### Anti-CDH6 antibody produced in rabbit

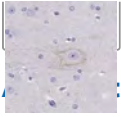
**Synonym(s):** Anti-Cadherin-6 precursor antibody produced in rabbit, Anti-K-cadherin antibody produced in rabbit, Anti-Kidney-cadherin antibody produced in rabbit

[All Photos \(10\)](#)

Product No.	Clonality	Application	Species Reactivity	Citations	SDS
<a href="#">HPA007456</a>	polyclonal	IHC	human	7	<a href="#">View</a>
<a href="#">HPA007047</a>	polyclonal	IHC	human	6	 <a href="#">View</a>



### Anti-CDH9 antibody produced in rabbit



**Synonym(s):** Anti-Cadherin-9 precursor antibody produced in rabbit

[Photos](#) (1)


Product No.	Clonality	Application	Species Reactivity	Citations	SDS
<a href="#">HPA007167</a>	polyclonal	IHC	human	3	<a href="#">View</a>

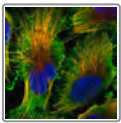


### Anti-CDHR4

**Synonym(s):** CDH29, VLLR9392

[All Photos](#) (3)

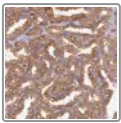
Product No.	Clonality	Application	Species Reactivity	Citations	SDS
<a href="#">HPA076277</a>	polyclonal	IHC	human		<a href="#">View</a>



### Anti-CDK16 antibody produced in rabbit

[All Photos](#) (1)


Product No.	Clonality	Application	Species Reactivity	Citations	SDS
<a href="#">HPA000974</a>	polyclonal	IF	human		<a href="#">View</a>

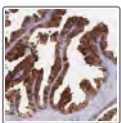


### Anti-CDK18 antibody produced in rabbit

**Synonym(s):** Anti-Cyclin-Dependent Kinase 18, Anti-PCTK3

[All Photos](#) (6)

Product No.	Clonality	Application	Species Reactivity	Citations	SDS
<a href="#">HPA045429</a>	polyclonal	IF, IHC	human	1	 <a href="#">View</a>

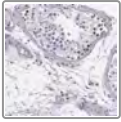


### Anti-CDKL1 antibody produced in rabbit

**Synonym(s):** Anti-KKIALRE

[All Photos](#) (4)


Product No.	Clonality	Application	Species Reactivity	Citations	SDS
<a href="#">HPA065919</a>	polyclonal	IF	human		<a href="#">View</a>
<a href="#">HPA059605</a>	polyclonal	IF, IHC	human		<a href="#">View</a>

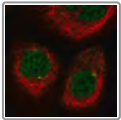


## Anti-CDKL5 antibody produced in rabbit

**Synonym(s):** Anti-Cyclin-dependent kinase-like 5 antibody produced in rabbit, Anti-Serine/threonine-protein kinase 9 antibody produced in rabbit

[All Photos](#) (6)

Product No.	Clonality	Application	Species Reactivity	Citations	SDS
<a href="#">HPA002847</a>	polyclonal	IF, IHC, WB	human	15	 <a href="#">View</a>

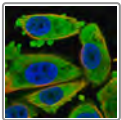


## Anti-CDKL2 antibody produced in rabbit

**Synonym(s):** Anti-Cyclin-dependent kinase-like 2 (cdc2-related kinase), Anti-Kkiamre, Anti-P56

[All Photos](#) (1)

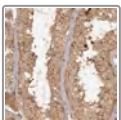
Product No.	Clonality	Application	Species Reactivity	Citations	SDS
<a href="#">HPA040672</a>	polyclonal	IF	human		<a href="#">View</a>



## Anti-CDKN3 antibody produced in rabbit

[All Photos](#) (1)

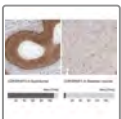
Product No.	Clonality	Application	Species Reactivity	Citations	SDS
<a href="#">HPA058874</a>	polyclonal	IF	human		<a href="#">View</a>



## Anti-CDK5RAP2 antibody produced in rabbit

[All Photos](#) (2)


Product No.	Clonality	Application	Species Reactivity	Citations	SDS
<a href="#">HPA046529</a>	polyclonal	IF, IHC	human	1	<a href="#">View</a>

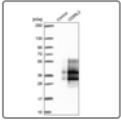


## Anti-CDK5RAP3 antibody produced in rabbit

**Synonym(s):** Anti-C53, Anti-C6orf31, Anti-CDK5 regulatory subunit associated protein 3, Anti-FLJ13660, Anti-HSF-27, Anti-IC53, Anti-IFITMD7, Anti-LZAP, Anti-MST016, Anti-NG5, Anti-OK/SW-cl.114, Anti-CDK5 activator-binding protein C53, Anti-CDK5 regulatory subunit-associated protein 3, Anti-Protein HSF-27

[All Photos](#) (13)


Product No.	Clonality	Application	Species Reactivity	Citations	SDS
<a href="#">HPA027883</a>	polyclonal	IF, IHC	human		<a href="#">View</a>
<a href="#">HPA022141</a>	polyclonal	IF, IHC	mouse, human, rat	2	 <a href="#">View</a>
<a href="#">HPA022882</a>	polyclonal	IHC	human, mouse, rat	2	<a href="#">View</a>

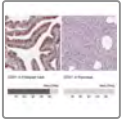


## Anti-CD99L2 antibody produced in rabbit

**Synonym(s):** CD99B, MIC2L1, Anti-Cd99 molecule-like 2, Anti-Cd99b, Anti-Mic211


[All Photos](#) (4)

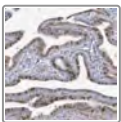
Product No.	Clonality	Application	Species Reactivity	Citations	SDS
<a href="#">HPA061400</a>	polyclonal	IF	human		<a href="#">View</a>
<a href="#">HPA038783</a>	polyclonal	IF, IHC	human		 <a href="#">View</a>



## Anti-CDS1

[All Photos](#) (3)


Product No.	Clonality	Application	Species Reactivity	Citations	SDS
<a href="#">HPA064546</a>	polyclonal	IHC	human		 <a href="#">View</a>

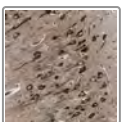


## Anti-CDS1 antibody produced in rabbit

**Synonym(s):** Anti-CDP-diacylglycerol synthase (phosphatidate cytidyltransferase) 1, Anti-FLJ20219, Anti-MU-PCDH, Anti-MUCDHL

[All Photos](#) (5)

Product No.	Clonality	Application	Species Reactivity	Citations	SDS
<a href="#">HPA036187</a>	polyclonal	IF, IHC	human	3	 <a href="#">View</a>



## Anti-CDS2 antibody produced in rabbit

**Synonym(s):** Anti-CDP-DAG synthase 2, Anti-CDP-DG synthetase 2, Anti-CDP-diacylglycerol synthase 2, Anti-CDP-diglyceride pyrophosphorylase 2, Anti-CDP-diglyceride synthetase 2, Anti-CDS 2, Anti-CTP:phosphatidate cytidyltransferase 2, Anti-Phosphatidate cytidyltransferase 2

[All Photos](#) (2)


Product No.	Clonality	Application	Species Reactivity	Citations	SDS
<a href="#">HPA019698</a>	polyclonal	IF, IHC	human	3	<a href="#">View</a>




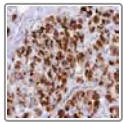
## Anti-CDSN antibody produced in rabbit

**Synonym(s):** Anti-Corneodesmosin, Anti-D6S586E

[All Photos](#) (12)

Product No.	Clonality	Application	Species Reactivity	Citations	SDS
<a href="#">HPA044730</a>	polyclonal	IHC	human	6	 <a href="#">View</a>

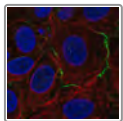
Product No.	Clonality	Application	Species Reactivity	Citations	SDS
<a href="#">HPA054184</a>	polyclonal	IHC	human	2	 <a href="#">View</a>



### Anti-CELA3A antibody produced in rabbit

[All Photos](#) (2)

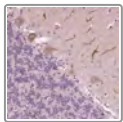
Product No.	Clonality	Application	Species Reactivity	Citations	SDS
<a href="#">HPA028086</a>	polyclonal	IF	human	1	<a href="#">View</a>
<a href="#">HPA045650</a>	polyclonal	IHC	human		<a href="#">View</a>



### Anti-CELSR1 antibody produced in rabbit

[All Photos](#) (2)

Product No.	Clonality	Application	Species Reactivity	Citations	SDS
<a href="#">HPA052976</a>	polyclonal	IF	human		<a href="#">View</a>
<a href="#">HPA060521</a>	polyclonal	IF	human		<a href="#">View</a>



### Anti-CELSR3 antibody produced in rabbit

**Synonym(s):** Anti-CDHF11, Anti-EGFL1, Anti-FMI1, Anti-HFMI1, Anti-MEGF2

[All Photos](#) (4)

Product No.	Clonality	Application	Species Reactivity	Citations	SDS
<a href="#">HPA062866</a>	polyclonal	IHC	human	6	

## All Photos (2) **Anti-CELSR1 antibody produced in rabbit**

Product No.	Clonality	Application	Species Reactivity	Citations	SDS
<a href="#">HPA052976</a>	polyclonal	IF	human		<a href="#">View</a>
<a href="#">HPA060521</a>	polyclonal	IF	human		<a href="#">View</a>



### **Anti-CEP57 antibody produced in rabbit**

**Synonym(s):** Anti-Centrosomal protein of 57 kDa, Anti-Cep57 protein, Anti-FGF2-interacting protein, Anti-Testis-specific protein 57, Anti-Translokin

## All Photos (3)

Product No.	Clonality	Application	Species Reactivity	Citations	SDS
<a href="#">HPA018315</a>	polyclonal	IF, IHC	human	4	<a href="#">View</a>





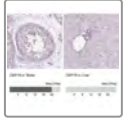
### **Anti-CEP350 antibody produced in rabbit**

**Synonym(s):** Anti-CAP350, Anti-KIAA0480, Anti-centrosomal protein 350kDa



## All Photos (11)


Product No.	Clonality	Application	Species Reactivity	Citations	SDS
<a href="#">HPA030845</a>	polyclonal	IF	human		<a href="#">View</a>
<a href="#">HPA028355</a>	polyclonal	IHC	human		 <a href="#">View</a>
<a href="#">HPA028357</a>	polyclonal	IHC	human		 <a href="#">View</a>

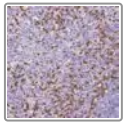


### Anti-CEP19 antibody produced in rabbit

**Synonym(s):** Anti-C3orf34, Anti-MGC14126, Anti-centrosomal protein 19kDa

## All Photos (4)

Product No.	Clonality	Application	Species Reactivity	Citations	SDS
<a href="#">HPA071138</a>	polyclonal	IF	human		<a href="#">View</a>
<a href="#">HPA047614</a>	polyclonal	IHC	human	2	 <a href="#">View</a>



### Anti-CEP120 antibody produced in rabbit

## All Photos (1)

Product No.	Clonality	Application	Species Reactivity	Citations	SDS
<a href="#">HPA051556</a>	polyclonal	IHC	human		<a href="#">View</a>

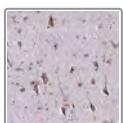


### Anti-CERCAM antibody produced in rabbit

**Synonym(s):** Anti-Cerebral endothelial cell adhesion molecule, Anti-Glycosyltransferase 25 family member 3

## All Photos (2)

Product No.	Clonality	Application	Species Reactivity	Citations	SDS
<a href="#">HPA051595</a>	polyclonal	IF	human		<a href="#">View</a>
<a href="#">HPA021657</a>	polyclonal	IHC	human	2	<a href="#">View</a>

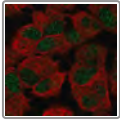


### Anti-CERS1 antibody produced in rabbit

**Synonym(s):** Anti-Ceramide Synthase 1, Anti-LAG1, Anti-LASS1, Anti-UOG1

## All Photos (1)

Product No.	Clonality	Application	Species Reactivity	Citations	SDS
<a href="#">HPA045724</a>	polyclonal	IHC	human		<a href="#">View</a>



## Anti-CERS6 antibody produced in rabbit

[All Photos](#) (1)

Product No.	Clonality	Application	Species Reactivity	Citations	SDS
<a href="#">HPA063527</a>	polyclonal	IF	human		<a href="#">View</a>

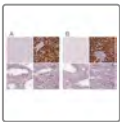


## Anti-CES3 antibody produced in rabbit

**Synonym(s):** Anti-ES31, Anti-FLJ21736, Anti-carboxylesterase 3

[All Photos](#) (4)



Product No.	Clonality	Application	Species Reactivity	Citations	SDS
<a href="#">HPA041307</a>	polyclonal	IF, IHC	human		<a href="#">View</a>
<a href="#">HPA041008</a>	polyclonal	IHC	human		<a href="#">View</a>



## Anti-CES1 antibody produced in rabbit

**Synonym(s):** Anti-ACAT, Anti-Acyl coenzyme A:cholesterol acyltransferase, Anti-Brain carboxylesterase hBr1, Anti-Egasyn, Anti-HMSE, Anti-Liver carboxylesterase 1 precursor, Anti-Monocyte/macrophage serine esterase, Anti-Serine esterase 1, Anti-TGH, Anti-Triacylglycerol hydrolase

[All Photos](#) (16)


Product No.	Clonality	Application	Species Reactivity	Citations	SDS
<a href="#">HPA012023</a>	polyclonal	IHC	human	3	 <a href="#">View</a>
<a href="#">HPA046717</a>	polyclonal	IF, IHC	human		 <a href="#">View</a>



## Anti-CES2 antibody produced in rabbit

**Synonym(s):** Anti-CE-2, Anti-Carboxylesterase 2, Anti-hCE-2

[All Photos](#) (5)

Product No.	Clonality	Application	Species Reactivity	Citations	SDS
<a href="#">HPA018897</a>	polyclonal	IF, IHC	human	7	 <a href="#">View</a>



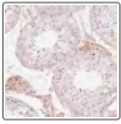
## Anti-CETN1 antibody produced in rabbit

**Synonym(s):** Anti-CEN1, Anti-CETN

[All Photos](#) (3)

Product No.	Clonality	Application	Species Reactivity	Citations	SDS
<a href="#">HPA028956</a>	polyclonal	IHC	human	2	<a href="#">View</a>

Product No.	Clonality	Application	Species Reactivity	Citations	SDS
-------------	-----------	-------------	--------------------	-----------	-----



### Anti-CFHR2 antibody produced in rabbit

[All Photos](#) (1)

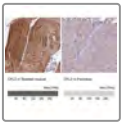
Product No.	Clonality	Application	Species Reactivity	Citations	SDS
<a href="#">HPA049813</a>	polyclonal	IHC	human		<a href="#">View</a>



### Anti-CFL1 antibody produced in rabbit

[All Photos](#) (2)


Product No.	Clonality	Application	Species Reactivity	Citations	SDS
<a href="#">HPA053761</a>	polyclonal	IHC	human		<a href="#">View</a>



### Anti-CFL2 antibody produced in rabbit

**Synonym(s):** Anti-NEM7

[All Photos](#) (5)


Product No.	Clonality	Application	Species Reactivity	Citations	SDS
<a href="#">HPA045599</a>	polyclonal	IF, IHC	human	1	 <a href="#">View</a>

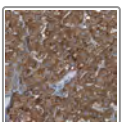


### Anti-CGA antibody produced in rabbit

**Synonym(s):** Anti-FSHA, Anti-GPHA1, Anti-GPHa, Anti-HCG, Anti-LHA

[All Photos](#) (5)

Product No.	Clonality	Application	Species Reactivity	Citations	SDS
<a href="#">HPA029698</a>	polyclonal	IHC	human	1	 <a href="#">View</a>



### Anti-C1GALT1C1 antibody produced in rabbit

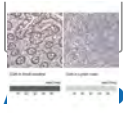
**Synonym(s):** Anti-Beta1,3-galactosyltransferase 2, Anti-C1GALT1-specific chaperone 1, Anti-C1Gal-T2, Anti-C1GalT2, Anti-C38H2-L1, Anti-C38H2-like protein 1, Anti-Core 1 beta3-galactosyltransferase- specific molecular chaperone

[All Photos](#) (2)

Product No.	Clonality	Application	Species Reactivity	Citations	SDS
<a href="#">HPA015632</a>	polyclonal	IF, IHC	human	3	<a href="#">View</a>



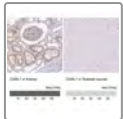
### Anti-CGN antibody produced in rabbit



**Synonym(s):** Anti-KIAA1319, Anti-cingulin

[Photos](#) (15)

Product No.	Clonality	Application	Species Reactivity	Citations	SDS
<a href="#">HPA027586</a>	polyclonal	IF, IHC	human	2	<a href="#">View</a>
<a href="#">HPA027657</a>	polyclonal	IHC	rat, human	3	<a href="#">View</a>
<a href="#">HPA027587</a>	polyclonal	IHC	human	1	<a href="#">View</a>




### Anti-CGNL1 antibody produced in rabbit

**Synonym(s):** Anti-FLJ14957, Anti-JACOP, Anti-KIAA1749, Anti-paracingulin

[All Photos](#) (7)

Product No.	Clonality	Application	Species Reactivity	Citations	SDS
<a href="#">HPA069214</a>	polyclonal	IF	human		<a href="#">View</a>
<a href="#">HPA056911</a>	polyclonal	IHC	human		<a href="#">View</a>




### Anti-CHADL antibody produced in rabbit

**Synonym(s):** Anti-Chondroadherin-like protein, Anti-OTTHUMP00000028917, Anti-Q5JY13

[All Photos](#) (2)

Product No.	Clonality	Application	Species Reactivity	Citations	SDS
<a href="#">HPA024654</a>	polyclonal	IHC	human	1	<a href="#">View</a>
<a href="#">HPA005696</a>	polyclonal	IHC	human	1	<a href="#">View</a>




### Anti-CHCHD10 antibody produced in rabbit

**Synonym(s):** Anti-C22orf16, Anti-CHCH domain-containing protein C22orf16, mitochondrial precursor, Anti-Protein N27C7-4

[All Photos](#) (7)


Product No.	Clonality	Application	Species Reactivity	Citations	SDS
<a href="#">HPA003440</a>	polyclonal	IF, IHC	human	9	<a href="#">View</a>




### Anti-CHCHD3 antibody produced in rabbit

**Synonym(s):** Anti-Coiled-coil-helix-coiled-coil-helix domain containing 3, Anti-Flj20420

[All Photos](#) (8)



Product No.	Clonality	Application	Species Reactivity	Citations	SDS
<a href="#">HPA042935</a>	polyclonal	IF, IHC	mouse, rat, human	2	 <a href="#">View</a>

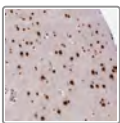


### Anti-CHDH antibody produced in rabbit

**Synonym(s):** Anti-Choline dehydrogenase

[All Photos \(7\)](#)

Product No.	Clonality	Application	Species Reactivity	Citations	SDS
<a href="#">HPA058130</a>	polyclonal	IHC	human		 <a href="#">View</a>
<a href="#">HPA036633</a>	polyclonal	IHC	human		 <a href="#">View</a>

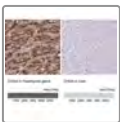


### Anti-CHERP antibody produced in rabbit

**Synonym(s):** Anti-DAN16, Anti-ERPROT213-21, Anti-calcium homeostasis endoplasmic reticulum protein

[All Photos \(2\)](#)


Product No.	Clonality	Application	Species Reactivity	Citations	SDS
<a href="#">HPA050647</a>	polyclonal	IHC	human		<a href="#">View</a>



### Anti-CHGA antibody produced in rabbit

**Synonym(s):** Anti-CgA, Anti-Chromogranin-A precursor, Anti-Pituitary secretory protein I, Anti-SP-I

[All Photos \(5\)](#)



Product No.	Clonality	Application	Species Reactivity	Citations	SDS
<a href="#">HPA017369</a>	polyclonal	IF, IHC, WB	human	8	 <a href="#">View</a>



### Anti-CHGB antibody produced in rabbit

**Synonym(s):** SCG1, Anti-CgB, Anti-Chromogranin-B, Anti-Secretogranin I, Anti-Secretogranin-1 precursor, Anti-Sgl

[All Photos \(15\)](#)

Product No.	Clonality	Application	Species Reactivity	Citations	SDS
<a href="#">HPA008759</a>	polyclonal	IF, IHC	human	4	 <a href="#">View</a>
<a href="#">HPA012602</a>	polyclonal	IF, IHC	human	4	 <a href="#">View</a>



### Anti-CHIA antibody produced in rabbit

**Synonym(s):** Anti-AMCase, Anti-CHIT2, Anti-TSA1902

## All Photos (1)

Product No.	Clonality	Application	Species Reactivity	Citations	SDS
<a href="#">HPA059193</a>	polyclonal	IHC	human		<a href="#">View</a>

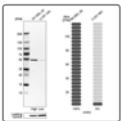


### Anti-CHID1 antibody produced in rabbit

**Synonym(s):** Anti-Chitinase domain containing 1, Anti-FLJ42707, Anti-MGC3234

## All Photos (2)


Product No.	Clonality	Application	Species Reactivity	Citations	SDS
<a href="#">HPA039374</a>	polyclonal	IHC	human		<a href="#">View</a>



### Anti-CHKA antibody produced in rabbit

**Synonym(s):** Anti-CHETK-alpha, Anti-CK, Anti-Choline kinase alpha

## All Photos (6)

Product No.	Clonality	Application	Species Reactivity	Citations	SDS
<a href="#">HPA024153</a>	polyclonal	IHC	human	9	 <a href="#">View</a>



### Anti-CHL1 antibody produced in rabbit

**Synonym(s):** Anti-Close homolog of L1 antibody produced in rabbit, Anti-Neural cell adhesion molecule L1-like protein precursor antibody produced in rabbit

## All Photos (1)

Product No.	Clonality	Application	Species Reactivity	Citations	SDS
<a href="#">HPA003345</a>	polyclonal	IHC	human	3	<a href="#">View</a>

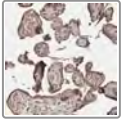
## All

### Anti-CHM antibody produced in rabbit

#### Photos (3)

**Synonym(s):** Anti-Choroideraemia protein antibody produced in rabbit, Anti-REP-1 antibody produced in rabbit, Anti-Rab escort protein 1 antibody produced in rabbit, Anti-Rab proteins geranylgeranyltransferase component A 1 antibody produced in rabbit, Anti-TCD protein antibody produced in rabbit

Product No.	Clonality	Application	Species Reactivity	Citations	SDS
<a href="#">HPA003231</a>	polyclonal	IHC	human	5	<a href="#">View</a>




### Anti-CHML antibody produced in rabbit

**Synonym(s):** Anti-REP-2, Anti-choroideremia-like (Rab escort protein 2)

#### All Photos (5)



Product No.	Clonality	Application	Species Reactivity	Citations	SDS
<a href="#">HPA029628</a>	polyclonal	IF, IHC	human	1	<a href="#">View</a>

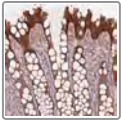


### Anti-CHMP6 antibody produced in rabbit

**Synonym(s):** Anti-Charged multivesicular body protein 6, Anti-Chromatin-modifying protein 6, Anti-Vacuolar protein sorting-associated protein 20, Anti-hVps20

## All Photos (4)

Product No.	Clonality	Application	Species Reactivity	Citations	SDS
<a href="#">HPA023001</a>	polyclonal	IHC	human	3	 <a href="#">View</a>
<a href="#">HPA024460</a>	polyclonal	IHC	human		 <a href="#">View</a>




### Anti-CHMP3 antibody produced in rabbit

**Synonym(s):** CGI-149, NEDF, VPS24

## All Photos (2)



Product No.	Clonality	Application	Species Reactivity	Citations	SDS
<a href="#">HPA073383</a>	polyclonal	IHC, WB	human		<a href="#">View</a>

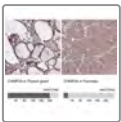


### Anti-CHMP5 antibody produced in rabbit

**Synonym(s):** Anti-C9orf83, Anti-CGI-34, Anti-HSPC177, Anti-SNF7DC2, Anti-charged multivesicular body protein 5

## All Photos (11)



Product No.	Clonality	Application	Species Reactivity	Citations	SDS
<a href="#">HPA042883</a>	polyclonal	IHC	human		 <a href="#">View</a>
<a href="#">HPA056437</a>	polyclonal	IHC	human		 <a href="#">View</a>

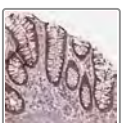


### Anti-CHMP2A antibody produced in rabbit

**Synonym(s):** Anti-BC-2, Anti-CHMP2, Anti-Chromatin Modifying Protein 2A, Anti-VPS2, Anti-VPS2A

## All Photos (6)

Product No.	Clonality	Application	Species Reactivity	Citations	SDS
<a href="#">HPA041153</a>	polyclonal	IHC	human	1	 <a href="#">View</a>
<a href="#">HPA042031</a>	polyclonal	IHC	human		 <a href="#">View</a>

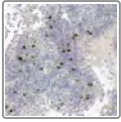


### Anti-CHMP4A antibody produced in rabbit

## All Photos (1)

Product No.	Clonality	Application	Species Reactivity	Citations	SDS
<a href="#">HPA068473</a>	polyclonal	IHC	human		<a href="#">View</a>



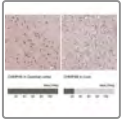


### Anti-CHMP2B antibody produced in rabbit

**Synonym(s):** Anti-CHMP2.5, Anti-DKFZP564O123, Anti-VPS2B, Anti-chromatin modifying protein 2B

[All Photos](#) (2)



Product No.	Clonality	Application	Species Reactivity	Citations	SDS
<a href="#">HPA052754</a>	polyclonal	IF	human		<a href="#">View</a>
<a href="#">HPA035069</a>	polyclonal	IHC	human	1	<a href="#">View</a>

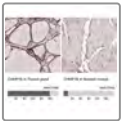


### Anti-CHMP4B antibody produced in rabbit

**Synonym(s):** Anti-C20orf178, Anti-Chromatin Modifying Protein 4B, Anti-SNF7-2, Anti-Shax1, Anti-VPS32B, Anti-dJ553F4.4

[All Photos](#) (7)



Product No.	Clonality	Application	Species Reactivity	Citations	SDS
<a href="#">HPA041401</a>	polyclonal	IHC	human	1	 <a href="#">View</a>
<a href="#">HPA051751</a>	polyclonal	IHC	human	1	 <a href="#">View</a>



### Anti-CHMP1B antibody produced in rabbit

**Synonym(s):** Anti-C18orf2, Anti-CHMP1.5, Anti-Vps46B

[All Photos](#) (7)

Product No.	Clonality	Application	Species Reactivity	Citations	SDS
<a href="#">HPA062896</a>	polyclonal	IHC	human		 <a href="#">View</a>
<a href="#">HPA061997</a>	polyclonal	IF, IHC	human		 <a href="#">View</a>

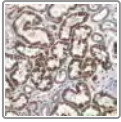


### Anti-CHN2 antibody produced in rabbit

**Synonym(s):** Anti-Beta-chimaerin, Anti-Beta-chimerin, Anti-Rho GTPase-activating protein 3

[All Photos](#) (1)

Product No.	Clonality	Application	Species Reactivity	Citations	SDS
<a href="#">HPA018989</a>	polyclonal	IHC	human	7	<a href="#">View</a>

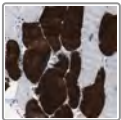


### Anti-CHRDL2 antibody produced in rabbit

**Synonym(s):** Anti-BNF-1, Anti-Breast tumor novel factor 1, Anti-Chordin-like protein 2, Anti-Chordin-related protein 2

**All Photos** (2)

Product No.	Clonality	Application	Species Reactivity	Citations	SDS
<a href="#">HPA021771</a>	polyclonal	IHC	human	3	<a href="#">View</a>

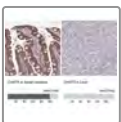


### Anti-CHRM5 antibody produced in rabbit

**Synonym(s):** Anti-Muscarinic acetylcholine receptor M5

**All Photos** (1)


Product No.	Clonality	Application	Species Reactivity	Citations	SDS
<a href="#">HPA013172</a>	polyclonal	IHC	human	2	<a href="#">View</a>

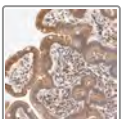


### Anti-CHST5 antibody produced in rabbit

**Synonym(s):** Anti-Carbohydrate (N-Acetylglucosamine 6-O) Sulfotransferase 5, Anti-FLJ22167, Anti-GLCNAC-6-ST

**All Photos** (3)

Product No.	Clonality	Application	Species Reactivity	Citations	SDS
<a href="#">HPA043804</a>	polyclonal	IHC	human		<a href="#">View</a>

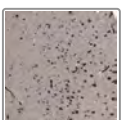


### Anti-CHST7 antibody produced in rabbit

**Synonym(s):** Anti-C6ST-2, Anti-C6ST2, Anti-carbohydrate (N-acetylglucosamine 6-O) sulfotransferase 7

**All Photos** (1)

Product No.	Clonality	Application	Species Reactivity	Citations	SDS
<a href="#">HPA003919</a>	polyclonal	IHC	human	2	<a href="#">View</a>



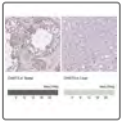
### Anti-CHST10 antibody produced in rabbit

**Synonym(s):** Anti-Carbohydrate sulfotransferase 10, Anti-HNK-1 sulfotransferase, Anti-HNK-1ST, Anti-HNK1ST, Anti-huHNK-1ST

**All Photos** (6)

Product No.	Clonality	Application	Species Reactivity	Citations	SDS
<a href="#">HPA051545</a>	polyclonal	IF	human		<a href="#">View</a>
<a href="#">HPA012884</a>	polyclonal	IHC	human	3	<a href="#">View</a>


Product No.	Clonality	Application	Species Reactivity	Citations	SDS
-------------	-----------	-------------	--------------------	-----------	-----

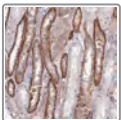


### Anti-CHST3 antibody produced in rabbit

**Synonym(s):** Anti-C6ST, Anti-C6ST1

[All Photos](#) (5)

Product No.	Clonality	Application	Species Reactivity	Citations	SDS
<a href="#">HPA047523</a>	polyclonal	IF	human		<a href="#">View</a>
<a href="#">HPA055704</a>	polyclonal	IHC	human	1	 <a href="#">View</a>

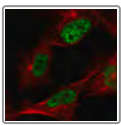


### Anti-CHSY3 antibody produced in rabbit

**Synonym(s):** Anti-Chondroitin sulfate synthase 3, Anti-Css3

[All Photos](#) (1)

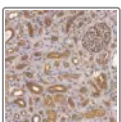
Product No.	Clonality	Application	Species Reactivity	Citations	SDS
<a href="#">HPA044612</a>	polyclonal	IHC	human		<a href="#">View</a>



### Anti-CHTOP antibody produced in rabbit

[All Photos](#) (2)

Product No.	Clonality	Application	Species Reactivity	Citations	SDS
<a href="#">HPA030540</a>	polyclonal	IF	human		<a href="#">View</a>




### Anti-CHUK antibody produced in rabbit

**Synonym(s):** IKK-alpha, IKK1, IKKA, IKBKA, NFKBIKA, TCF16

[All Photos](#) (5)


Product No.	Clonality	Application	Species Reactivity	Citations	SDS
<a href="#">HPA001402</a>	polyclonal	IF, IHC	human		<a href="#">View</a>



### Anti-CHURC1 antibody produced in rabbit

**Synonym(s):** Anti-C14orf52, Anti-Churchill domain containing 1, Anti-FLJ33064, Anti-My015

[All Photos](#) (3)

Product No.	Clonality	Application	Species Reactivity	Citations	SDS
<a href="#">HPA040072</a>	polyclonal	IF, IHC	human		 <a href="#">View</a>



### Anti-CIB2 antibody produced in rabbit

[All Photos](#) (2)

Product No.	Clonality	Application	Species Reactivity	Citations	SDS
<a href="#">HPA036697</a>	polyclonal	IHC	human		<a href="#">View</a>

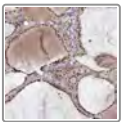


### Anti-CIB1 antibody produced in rabbit

**Synonym(s):** CIB, KIP, SIP2-28

[All Photos](#) (2)

Product No.	Clonality	Application	Species Reactivity	Citations	SDS
<a href="#">HPA042413</a>	polyclonal	IHC	human		<a href="#">View</a>
<a href="#">HPA048825</a>	polyclonal	IF	human		<a href="#">View</a>



### Anti-CIB4 antibody produced in rabbit

**Synonym(s):** Anti-Calcium and integrin binding family member 4

[All Photos](#) (2)

Product No.	Clonality	Application	Species Reactivity	Citations	SDS
<a href="#">HPA036130</a>	polyclonal	IHC	human		<a href="#">View</a>
<a href="#">HPA036131</a>	polyclonal	IHC	human		<a href="#">View</a>

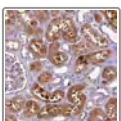


### Anti-CILP antibody produced in rabbit

**Synonym(s):** Anti-CILP-1 antibody produced in rabbit, Anti-Cartilage intermediate layer protein 1 precursor antibody produced in rabbit, Anti-Cartilage intermediate-layer protein antibody produced in rabbit

[All Photos](#) (1)

Product No.	Clonality	Application	Species Reactivity	Citations	SDS
<a href="#">HPA003195</a>	polyclonal	IHC	human	4	<a href="#">View</a>

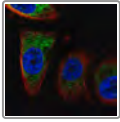


### Anti-CILP2 antibody produced in rabbit

**Synonym(s):** Anti-Cartilage intermediate layer protein 2, Anti-Mgc45771

[All Photos](#) (1)


Product No.	Clonality	Application	Species Reactivity	Citations	SDS
<a href="#">HPA041847</a>	polyclonal	IHC	human	1	<a href="#">View</a>



### Anti-CISD1 antibody produced in rabbit


[All Photos](#) (1)

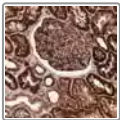
Product No.	Clonality	Application	Species Reactivity	Citations	SDS
<a href="#">HPA074383</a>	polyclonal	IF	human		<a href="#">View</a>



### Anti-CISD2 antibody produced in rabbit

[All Photos](#) (6)

Product No.	Clonality	Application	Species Reactivity	Citations	SDS
<a href="#">HPA015914</a>	polyclonal	IF, IHC, WB	human	4	 <a href="#">View</a>



### Anti-CISH antibody produced in rabbit

**Synonym(s):** Anti-CIS, Anti-CIS-1, Anti-G18, Anti-SOCS

[All Photos](#) (2)

Product No.	Clonality	Application	Species Reactivity	Citations	SDS
<a href="#">HPA040812</a>	polyclonal	IF, IHC	human		<a href="#">View</a>



### Anti-CIZ1 antibody produced in rabbit


**Synonym(s):** Anti-LSFR1, Anti-ZNF356

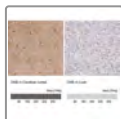
[All Photos](#) (2)

Product No.	Clonality	Application	Species Reactivity	Citations	SDS
<a href="#">HPA020387</a>	polyclonal	IF, IHC	human	1	<a href="#">View</a>

## All Photos (5) **Anti-CKAP5 antibody produced in rabbit**

**Synonym(s):** Anti-Ch-tog, Anti-Cytoskeleton associated protein 5, Anti-Kiaa0097, Anti-Tog, Anti-Togp


Product No.	Clonality	Application	Species Reactivity	Citations	SDS
<a href="#">HPA040375</a>	polyclonal	IF, IHC	human	1	 <a href="#">View</a>

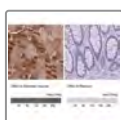


## **Anti-CKB antibody produced in rabbit**

**Synonym(s):** Anti-B-CK antibody produced in rabbit, Anti-Creatine kinase B chain antibody produced in rabbit, Anti-Creatine kinase B-type antibody produced in rabbit

## All Photos (6)




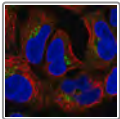
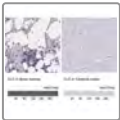

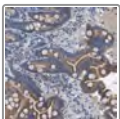



Product No.	Clonality	Application	Species Reactivity	Citations	SDS
<a href="#">HPA001254</a>	polyclonal	IF, IHC	human	5	 <a href="#">View</a>

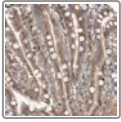


## **Anti-CKM antibody produced in rabbit**

**Synonym(s):** Anti-CKMM, Anti-creatine kinase, muscle

## All Photos (5)

Product No.	Clonality	Application	Species Reactivity	Citations	SDS
<a href="#">HPA047859</a>	polyclonal	IHC	human	1	 <a href="#">View</a>
	<b>Anti-CKMT2 antibody produced in rabbit</b> <b>Synonym(s):</b> Anti-SMTCK, Anti-creatine kinase, mitochondrial 2 (sarcomeric)				
<a href="#">All Photos</a> (3)					
Product No.	Clonality	Application	Species Reactivity	Citations	SDS
<a href="#">HPA051880</a>	polyclonal	IHC	human		 <a href="#">View</a>
	<b>Anti-CLASP2 antibody produced in rabbit</b>				
<a href="#">All Photos</a> (1)					
Product No.	Clonality	Application	Species Reactivity	Citations	SDS
<a href="#">HPA067071</a>	polyclonal	IF	human		<a href="#">View</a>
	<b>Anti-CLC antibody produced in rabbit</b>				
<a href="#">All Photos</a> (4)					
Product No.	Clonality	Application	Species Reactivity	Citations	SDS
<a href="#">HPA041751</a>	polyclonal	IHC	human		 <a href="#">View</a>
	<b>Anti-CLCA4 antibody produced in rabbit</b> <b>Synonym(s):</b> Anti-calcium activated chloride channel 4				
<a href="#">All Photos</a> (1)					
Product No.	Clonality	Application	Species Reactivity	Citations	SDS
<a href="#">HPA017045</a>	polyclonal	IHC	human	2	<a href="#">View</a>
	<b>Anti-CLCA1 antibody produced in rabbit</b> <b>Synonym(s):</b> Anti-CLCRG1, Anti-CaCC, Anti-chloride channel accessory 1				
<a href="#">All Photos</a> (12)					
Product No.	Clonality	Application	Species Reactivity	Citations	SDS
<a href="#">HPA052787</a>	polyclonal	IHC	human		 <a href="#">View</a>
<a href="#">HPA059301</a>	polyclonal	IHC	human		 <a href="#">View</a>

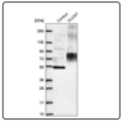


## Anti-CLCN2 antibody produced in rabbit

**Synonym(s):** Anti-Chloride channel protein 2, Anti-CLC-2

[All Photos](#) (6)


Product No.	Clonality	Application	Species Reactivity	Citations	SDS
<a href="#">HPA014545</a>	polyclonal	IF, IHC	human	9	<a href="#">View</a>
<a href="#">HPA024108</a>	polyclonal	IHC	human		<a href="#">View</a>



## Anti-CLCN7 antibody produced in rabbit

**Synonym(s):** Anti-CLC-7, Anti-CLC7, Anti-Chloride Channel 7, Anti-OPTA2

[All Photos](#) (8)

Product No.	Clonality	Application	Species Reactivity	Citations	SDS
<a href="#">HPA043019</a>	polyclonal	IF, IHC, WB	human		 <a href="#">View</a>
<a href="#">HPA043586</a>	polyclonal	IF, IHC	human		<a href="#">View</a>

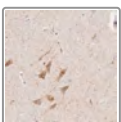


## Anti-CLCN3 antibody produced in rabbit

**Synonym(s):** Anti-CLC3, Anti-Chloride Channel 3

[All Photos](#) (3)

Product No.	Clonality	Application	Species Reactivity	Citations	SDS
<a href="#">HPA044723</a>	polyclonal	IHC	rat, mouse, human	3	<a href="#">View</a>



## Anti-CLCN5 antibody produced in rabbit

**Synonym(s):** Anti-Chloride channel protein 5 antibody produced in rabbit, Anti-CLC-5 antibody produced in rabbit

[All Photos](#) (4)

Product No.	Clonality	Application	Species Reactivity	Citations	SDS
<a href="#">HPA003213</a>	polyclonal	IF	human	1	<a href="#">View</a>
<a href="#">HPA000401</a>	polyclonal	IHC	human	2	<a href="#">View</a>




## Anti-CLCN4 antibody produced in rabbit

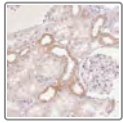
**Synonym(s):** Anti-CLC4, Anti-chloride channel 4

[All Photos](#) (4)

Product No.	Clonality	Application	Species Reactivity	Citations	SDS
<a href="#">HPA063637</a>	polyclonal	IF	human	1	<a href="#">View</a>



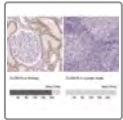
Product No.	Clonality	Application	Species Reactivity	Citations		SDS
<a href="#">HPA031313</a>	polyclonal	IHC	human	1		<a href="#">View</a>



### Anti-CLCNKA antibody produced in rabbit

[All Photos](#) (1)


Product No.	Clonality	Application	Species Reactivity	Citations		SDS
<a href="#">HPA057717</a>	polyclonal	IHC	human			<a href="#">View</a>



### Anti-CLDN10 antibody produced in rabbit

**Synonym(s):** Anti-CPETRL3, Anti-OSP-L

[All Photos](#) (3)

Product No.	Clonality	Application	Species Reactivity	Citations		SDS
<a href="#">HPA042348</a>	polyclonal	IHC	human	1		<a href="#">View</a>



### Anti-CLDN8 antibody produced in rabbit

[All Photos](#) (1)

Product No.	Clonality	Application	Species Reactivity	Citations		SDS
<a href="#">HPA060605</a>	polyclonal	IHC	human			<a href="#">View</a>



### Anti-CLDN12 antibody produced in rabbit

**Synonym(s):** Anti-claudin 12

[All Photos](#) (2)


Product No.	Clonality	Application	Species Reactivity	Citations		SDS
<a href="#">HPA026945</a>	polyclonal	IHC	human	1		<a href="#">View</a>



### Anti-CLDN7 antibody produced in rabbit

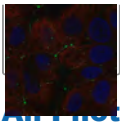
**Synonym(s):** Anti-CLDN-7, Anti-Claudin-7

[All Photos](#) (3)

Product No.	Clonality	Application	Species Reactivity	Citations		SDS
<a href="#">HPA014703</a>	polyclonal	IHC	human	6		<a href="#">View</a>

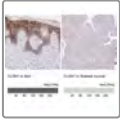


### Anti-CLDN9 antibody produced in rabbit



[All Photos](#) (1)


Product No.	Clonality	Application	Species Reactivity	Citations	SDS
<a href="#">HPA076613</a>	polyclonal	IF	human	1	<a href="#">View</a>

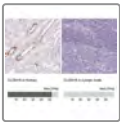


### Anti-CLDN1 antibody produced in rabbit

**Synonym(s):** Anti-ILVASC, Anti-SEMP1

[All Photos](#) (6)


Product No.	Clonality	Application	Species Reactivity	Citations	SDS
<a href="#">HPA048319</a>	polyclonal	IHC	human	8	 <a href="#">View</a>



### Anti-CLDN16 antibody produced in rabbit

**Synonym(s):** Anti-HOMG3, Anti-PCLN1

[All Photos](#) (3)

Product No.	Clonality	Application	Species Reactivity	Citations	SDS
<a href="#">HPA056020</a>	polyclonal	IHC	human		 <a href="#">View</a>

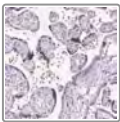


### Anti-CLDN3 antibody produced in rabbit

**Synonym(s):** Anti-C7orf1, Anti-CPE-R2, Anti-CPETR2, Anti-HRVP1, Anti-claudin 3

[All Photos](#) (2)

Product No.	Clonality	Application	Species Reactivity	Citations	SDS
<a href="#">HPA014361</a>	polyclonal	IF, IHC	human	12	<a href="#">View</a>



### Anti-CLDN25 antibody produced in rabbit

**Synonym(s):** Anti-claudin 25

[All Photos](#) (1)


Product No.	Clonality	Application	Species Reactivity	Citations	SDS
<a href="#">HPA053555</a>	polyclonal	IHC	human		<a href="#">View</a>

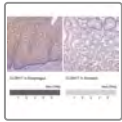


### Anti-CLDN18 antibody produced in rabbit

**Synonym(s):** Anti-SFTPJ


[All Photos](#) (7)

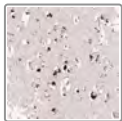
Product No.	Clonality	Application	Species Reactivity	Citations	SDS
<a href="#">HPA018446</a>	polyclonal	IHC	human	3	 <a href="#">View</a>



### Anti-CLDN17 antibody produced in rabbit

[All Photos](#) (3)

Product No.	Clonality	Application	Species Reactivity	Citations	SDS
<a href="#">HPA045903</a>	polyclonal	IHC	human		 <a href="#">View</a>




### Anti-CLEC3A antibody produced in rabbit

**Synonym(s):** Anti-C-type lectin domain family 3, member A, Anti-CLECSF1

[All Photos](#) (1)

Product No.	Clonality	Application	Species Reactivity	Citations	SDS
<a href="#">HPA051511</a>	polyclonal	IHC	human		<a href="#">View</a>



### Anti-CLEC4A antibody produced in rabbit

**Synonym(s):** Anti-C-type lectin DDB27 antibody produced in rabbit, Anti-C-type lectin domain family 4 member A antibody produced in rabbit, Anti-C-type lectin superfamily member 6 antibody produced in rabbit, Anti-Dendritic cell immunoreceptor antibody produced in rabbit, Anti-Lectin-like immunoreceptor antibody produced in rabbit

[All Photos](#) (5)

Product No.	Clonality	Application	Species Reactivity	Citations	SDS
<a href="#">HPA007842</a>	polyclonal	IHC	human	4	<a href="#">View</a>

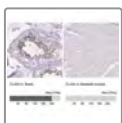


### Anti-CLEC3B antibody produced in rabbit

**Synonym(s):** Anti-TN, Anti-TNA

[All Photos](#) (2)


Product No.	Clonality	Application	Species Reactivity	Citations	SDS
<a href="#">HPA034794</a>	polyclonal	IHC	human		<a href="#">View</a>

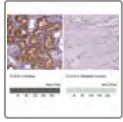


### Anti-CLGN antibody produced in rabbit

[All Photos](#) (5)

Product No.	Clonality	Application	Species Reactivity	Citations	SDS
<a href="#">HPA048761</a>	polyclonal	IF, IHC	human		<a href="#">View</a>



Product No.	Clonality	Application	Species Reactivity	Citations	SDS
<a href="#">HPA058627</a>	polyclonal	IHC	human		 <a href="#">View</a>



### Anti-CLIC4 antibody produced in rabbit

**Synonym(s):** Anti-Chloride intracellular channel protein 4, Anti-Intracellular chloride ion channel protein p64H1

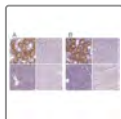
[All Photos](#) (13)

Product No.	Clonality	Application	Species Reactivity	Citations	SDS
<a href="#">HPA008019</a>	polyclonal	IHC	human	8	 <a href="#">View</a>
<a href="#">HPA060804</a>	polyclonal	IHC	human		

## All Photos (3) **Anti-CLIC2 antibody produced in rabbit**

**Synonym(s):** Anti-XAP121



Product No.	Clonality	Application	Species Reactivity	Citations	SDS
<a href="#">HPA047381</a>	polyclonal	IF	human		<a href="#">View</a>
<a href="#">HPA060101</a>	polyclonal	IHC	human		<a href="#">View</a>




## **Anti-CLIC4 antibody produced in rabbit**


**Synonym(s):** Anti-Chloride intracellular channel protein 4, Anti-Intracellular chloride ion channel protein p64H1

### All Photos (13)

Product No.	Clonality	Application	Species Reactivity	Citations	SDS
<a href="#">HPA060804</a>	polyclonal	IHC	human		 <a href="#">View</a>
<a href="#">HPA008019</a>	polyclonal	IHC	human	8	 <a href="#">View</a>



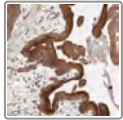
## **Anti-CLINT1 antibody produced in rabbit**



**Synonym(s):** Anti-Clathrin interactor 1, Anti-Clint, Anti-Enth, Anti-Epnr, Anti-Kiaa0171

[All Photos](#) (6)

Product No.	Clonality	Application	Species Reactivity	Citations	SDS
<a href="#">HPA043280</a>	polyclonal	IF, IHC	rat, mouse, human		<a href="#">View</a>
<a href="#">HPA056947</a>	polyclonal	IHC, WB	human		<a href="#">View</a>



### Anti-CLIP1 antibody produced in rabbit

**Synonym(s):** Anti-CAP-Gly domain-containing linker protein 1, Anti-CLIP-170, Anti-Cytoplasmic linker protein 1, Anti-Cytoplasmic linker protein 170 alpha-2, Anti-Reed-Sternberg intermediate filament-associated protein, Anti-Restin

[All Photos](#) (4)

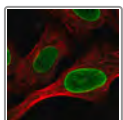
Product No.	Clonality	Application	Species Reactivity	Citations	SDS
<a href="#">HPA026678</a>	polyclonal	IF, IHC	mouse, rat, human		<a href="#">View</a>



### Anti-CLK2 antibody produced in rabbit

[All Photos](#) (7)

Product No.	Clonality	Application	Species Reactivity	Citations	SDS
<a href="#">HPA059507</a>	polyclonal	IF	human		<a href="#">View</a>
<a href="#">HPA055366</a>	polyclonal	IF, IHC	human	2	<a href="#">View</a>



### Anti-CLK1 antibody produced in rabbit

[All Photos](#) (1)

Product No.	Clonality	Application	Species Reactivity	Citations	SDS
<a href="#">HPA062405</a>	polyclonal	IF	human		<a href="#">View</a>



### Anti-CLK4 antibody produced in rabbit

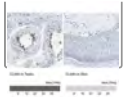
**Synonym(s):** Anti-CDC-like kinase 4

[All Photos](#) (2)

Product No.	Clonality	Application	Species Reactivity	Citations	SDS
<a href="#">HPA043746</a>	polyclonal	IF, IHC	human		<a href="#">View</a>




### Anti-CLMN antibody produced in rabbit



**Synonym(s):** Anti-Calmin, Anti-Calponin-like transmembrane domain protein

[All Photos](#) (6)

Product No.	Clonality	Application	Species Reactivity	Citations	SDS
<a href="#">HPA012634</a>	polyclonal	IF, IHC	human	1	 <a href="#">View</a>

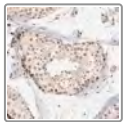


### Anti-CLNK antibody produced in rabbit

**Synonym(s):** Anti-Cytokine-dependent hematopoietic cell linker, Anti-MIST

[All Photos](#) (2)

Product No.	Clonality	Application	Species Reactivity	Citations	SDS
<a href="#">HPA035672</a>	polyclonal	IHC	human		<a href="#">View</a>
<a href="#">HPA035671</a>	polyclonal	IHC	human		<a href="#">View</a>



### Anti-CLOCK antibody produced in rabbit

**Synonym(s):** Anti-Circadian locomotor output cycles protein kaput, Anti-hCLOCK, Anti-Circadian locomoter output cycles protein kaput antibody produced in rabbit, Anti-hCLOCK antibody produced in rabbit

[All Photos](#) (8)



Product No.	Clonality	Application	Species Reactivity	Citations	SDS
<a href="#">HPA027565</a>	polyclonal	IF, IHC	human	1	<a href="#">View</a>
<a href="#">HPA001867</a>	polyclonal	IF, IHC, WB	human	1	<a href="#">View</a>



### Anti-CLPB antibody produced in rabbit

**Synonym(s):** Anti-ClpB caseinolytic peptidase B homolog (*E. coli*), Anti-FLJ13152, Anti-HSP78, Anti-SKD3

[All Photos](#) (13)


Product No.	Clonality	Application	Species Reactivity	Citations	SDS
<a href="#">HPA064571</a>	polyclonal	IHC	human		<a href="#">View</a>
<a href="#">HPA039006</a>	polyclonal	IHC	human	6	 <a href="#">View</a>
<a href="#">HPA039005</a>	polyclonal	IHC	human	1	 <a href="#">View</a>

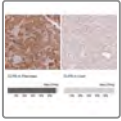


### Anti-CLPP antibody produced in rabbit

**Synonym(s):** Anti-Endopeptidase Clp antibody produced in rabbit, Anti-Putative ATP-dependent Clp protease proteolytic subunit, mitochondrial precursor antibody produced in rabbit

## All Photos (7)


Product No.	Clonality	Application	Species Reactivity	Citations	SDS
<a href="#">HPA010649</a>	polyclonal	IF, IHC	human, mouse, rat	9	 <a href="#">View</a>

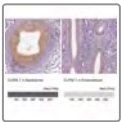


### Anti-CLPS antibody produced in rabbit

**Synonym(s):** Anti-Colipase


## All Photos (4)

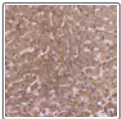
Product No.	Clonality	Application	Species Reactivity	Citations	SDS
<a href="#">HPA010512</a>	polyclonal	IHC	human	6	 <a href="#">View</a>



### Anti-CLPSL1 antibody produced in rabbit

## All Photos (3)

Product No.	Clonality	Application	Species Reactivity	Citations	SDS
<a href="#">HPA073155</a>	polyclonal	IHC	human		 <a href="#">View</a>

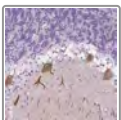


### Anti-CLPX antibody produced in rabbit

**Synonym(s):** Anti-Clpx caseinolytic peptidase x homolog (*E. Coli*)

## All Photos (6)

Product No.	Clonality	Application	Species Reactivity	Citations	SDS
<a href="#">HPA048199</a>	polyclonal	IF	human		<a href="#">View</a>
<a href="#">HPA040262</a>	polyclonal	IF, IHC	human	8	<a href="#">View</a>



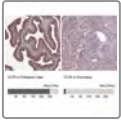
### Anti-CLSTN2 antibody produced in rabbit

**Synonym(s):** Anti-CS2, Anti-CSTN2, Anti-FLJ39113, Anti-RAR2A, Anti-Rar-2, Anti-calsyntenin 2

## All Photos (1)

Product No.	Clonality	Application	Species Reactivity	Citations	SDS
<a href="#">HPA031342</a>	polyclonal	IHC	human		<a href="#">View</a>








## Anti-CLTA antibody produced in rabbit

**Synonym(s):** Anti-Lca


[All Photos](#) (9)

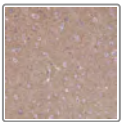
Product No.	Clonality	Application	Species Reactivity	Citations	SDS
<a href="#">HPA054667</a>	polyclonal	IHC	human		 <a href="#">View</a>
<a href="#">HPA050918</a>	polyclonal	IHC	human	2	 <a href="#">View</a>



## Anti-CLTB antibody produced in rabbit

[All Photos](#) (2)

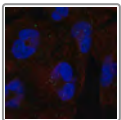
Product No.	Clonality	Application	Species Reactivity	Citations	SDS
<a href="#">HPA036458</a>	polyclonal	IF	human		 <a href="#">View</a>



## Anti-CLTC antibody produced in rabbit

[All Photos](#) (6)

Product No.	Clonality	Application	Species Reactivity	Citations	SDS
<a href="#">HPA059143</a>	polyclonal	IF, IHC	human		<a href="#">View</a>



## Anti-CLTCL1 antibody produced in rabbit

[All Photos](#) (1)


Product No.	Clonality	Application	Species Reactivity	Citations	SDS
<a href="#">HPA075795</a>	polyclonal	IF	human	1	<a href="#">View</a>



## Anti-CLVS1 antibody produced in rabbit

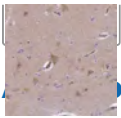
**Synonym(s):** Anti-C6orf212L, Anti-CRALBPL, Anti-MGC34646, Anti-RLBP1L1, Anti-clavesin 1

[All Photos](#) (2)

Product No.	Clonality	Application	Species Reactivity	Citations	SDS
<a href="#">HPA053869</a>	polyclonal	IHC	human		 <a href="#">View</a>



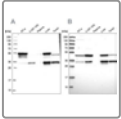
## Anti-CLVS2 antibody produced in rabbit



**Synonym(s):** Anti-C6orf212, Anti-C6orf213, Anti-Clavesin 2, Anti-RLBP1L2, Anti-bA160A10.4

[Photos](#) (1)


Product No.	Clonality	Application	Species Reactivity	Citations	SDS
<a href="#">HPA043764</a>	polyclonal	IHC	human		<a href="#">View</a>

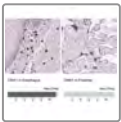


### Anti-CLYBL antibody produced in rabbit

**Synonym(s):** Anti-Citrate lyase  $\beta$  like, Anti-Clb


[All Photos](#) (2)

Product No.	Clonality	Application	Species Reactivity	Citations	SDS
<a href="#">HPA040691</a>	polyclonal		human, mouse		 <a href="#">View</a>



### Anti-CMA1 antibody produced in rabbit

[All Photos](#) (6)

Product No.	Clonality	Application	Species Reactivity	Citations	SDS
<a href="#">HPA052634</a>	polyclonal	IHC	human	1	 <a href="#">View</a>

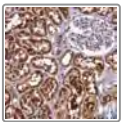


### Anti-CMAS antibody produced in rabbit

**Synonym(s):** Anti-Cytidine monophosphate n-acetylneuraminic acid synthetase

[All Photos](#) (2)

Product No.	Clonality	Application	Species Reactivity	Citations	SDS
<a href="#">HPA039905</a>	polyclonal	IHC	human	3	<a href="#">View</a>

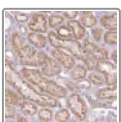


### Anti-CMC1 antibody produced in rabbit

**Synonym(s):** Anti-C3orf68, Anti-Cox assembly mitochondrial protein homolog (*S. cerevisiae*), Anti-Mgc61571

[All Photos](#) (2)

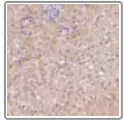
Product No.	Clonality	Application	Species Reactivity	Citations	SDS
<a href="#">HPA043333</a>	polyclonal	IHC	human	5	<a href="#">View</a>



### Anti-CMKLR1 antibody produced in rabbit

[All Photos](#) (1)

Product No.	Clonality	Application	Species Reactivity	Citations	SDS
<a href="#">HPA047865</a>	polyclonal	IHC	human		<a href="#">View</a>

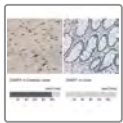


### Anti-CMTM8 antibody produced in rabbit

**Synonym(s):** Anti-CKLFSF8

[All Photos](#) (2)


Product No.	Clonality	Application	Species Reactivity	Citations	SDS
<a href="#">HPA073258</a>	polyclonal	IF	human		<a href="#">View</a>
<a href="#">HPA055077</a>	polyclonal	IHC	human		<a href="#">View</a>

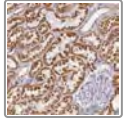


### Anti-CNDP1 antibody produced in rabbit

**Synonym(s):** Anti-Beta-Ala-His dipeptidase precursor, Anti-CNDP dipeptidase 1, Anti-Carnosine dipeptidase 1, Anti-Glutamate carboxypeptidase-like protein 2, Anti-Serum carnosinase

[All Photos](#) (3)

Product No.	Clonality	Application	Species Reactivity	Citations	SDS
<a href="#">HPA008933</a>	polyclonal	IHC	human	5	 <a href="#">View</a>



### Anti-CNIH4 antibody produced in rabbit

**Synonym(s):** Anti-Cornichon Homolog 4 (Drosophila), Anti-HSPC163

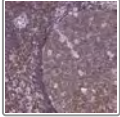
[All Photos](#) (1)

Product No.	Clonality	Application	Species Reactivity	Citations	SDS
<a href="#">HPA044268</a>	polyclonal	IHC	human		

**All Photos** (3) **Anti-CNKSR1 antibody produced in rabbit**

**Synonym(s):** Anti-CNK, Anti-CNK1, Anti-KSR, Anti-connector enhancer of kinase suppressor of Ras 1

Product No.	Clonality	Application	Species Reactivity	Citations	SDS
<a href="#">HPA030847</a>	polyclonal	IF, IHC	human		<a href="#">View</a>



**Anti-CNN2 antibody produced in rabbit**

**Synonym(s):** Anti-calponin 2

**All Photos** (3)


Product No.	Clonality	Application	Species Reactivity	Citations	SDS
<a href="#">HPA049095</a>	polyclonal	IF, IHC	human	1	<a href="#">View</a>

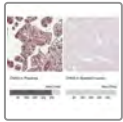


**Anti-CNN1 antibody produced in rabbit**

**Synonym(s):** Anti-Basic calponin, Anti-Calponin H1, smooth muscle, Anti-Calponin-1


**All Photos** (5)

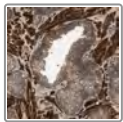
Product No.	Clonality	Application	Species Reactivity	Citations	SDS
<a href="#">HPA014263</a>	polyclonal	IHC	mouse, rat, human	4	 <a href="#">View</a>



### Anti-CNN3 antibody produced in rabbit

[All Photos](#) (7)

Product No.	Clonality	Application	Species Reactivity	Citations	SDS
<a href="#">HPA051237</a>	polyclonal	IF, IHC	human		 <a href="#">View</a>

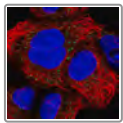


### Anti-CNNM3 antibody produced in rabbit

**Synonym(s):** Anti-Ancient conserved domain- containing protein 3, Anti-Cyclin-M3, Anti-Metal transporter CNNM3

[All Photos](#) (2)

Product No.	Clonality	Application	Species Reactivity	Citations	SDS
<a href="#">HPA016711</a>	polyclonal	IF, IHC	human	2	<a href="#">View</a>



### Anti-CNNM2 antibody produced in rabbit

[All Photos](#) (3)


Product No.	Clonality	Application	Species Reactivity	Citations	SDS
<a href="#">HPA071631</a>	polyclonal	IF	human		<a href="#">View</a>
<a href="#">HPA059954</a>	polyclonal	IF	human		<a href="#">View</a>

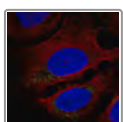


### Anti-CNNM4 antibody produced in rabbit

**Synonym(s):** Anti-Ancient conserved domain- containing protein 4, Anti-Cyclin-M4, Anti-Metal transporter CNNM4

[All Photos](#) (3)


Product No.	Clonality	Application	Species Reactivity	Citations	SDS
<a href="#">HPA017732</a>	polyclonal	IHC	human	5	 <a href="#">View</a>



### Anti-CNST antibody produced in rabbit

[All Photos](#) (1)

Product No.	Clonality	Application	Species Reactivity	Citations	SDS
<a href="#">HPA007226</a>	polyclonal	IF	human		<a href="#">View</a>

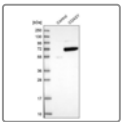


### Anti-CNTLN antibody produced in rabbit

**Synonym(s):** Anti-BA340N12.1, Anti-C9orf101, Anti-C9orf39, Anti-Centlein, centrosomal protein, Anti-FLJ20276

[All Photos](#) (4)


Product No.	Clonality	Application	Species Reactivity	Citations	SDS
<a href="#">HPA007201</a>	polyclonal	IF	human		<a href="#">View</a>
<a href="#">HPA036729</a>	polyclonal	IHC	human		<a href="#">View</a>
<a href="#">HPA036728</a>	polyclonal	IHC	human		<a href="#">View</a>

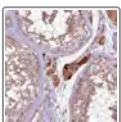


### Anti-COASY antibody produced in rabbit

**Synonym(s):** Anti-Bifunctional coenzyme A synthase, Anti-CoA synthase, Anti-DPCK, Anti-DPCOAK, Anti-NBP, Anti-POV-2, Anti-PPAT, Anti-Pantetheine-phosphate adenylyltransferase

[All Photos](#) (7)

Product No.	Clonality	Application	Species Reactivity	Citations	SDS
<a href="#">HPA023273</a>	polyclonal	IF, IHC	human	2	 <a href="#">View</a>
<a href="#">HPA022875</a>	polyclonal	IF, IHC	human, mouse, rat	3	<a href="#">View</a>




### Anti-COG8 antibody produced in rabbit

**Synonym(s):** Anti-DOR1, Anti-FLJ22315, Anti-component of oligomeric golgi complex 8

[All Photos](#) (3)

Product No.	Clonality	Application	Species Reactivity	Citations	SDS
<a href="#">HPA049429</a>	polyclonal	IF	human		<a href="#">View</a>
<a href="#">HPA041406</a>	polyclonal	IHC	human		<a href="#">View</a>




### Anti-COG7 antibody produced in rabbit

**Synonym(s):** Anti-component of oligomeric golgi complex 7

[All Photos](#) (5)

Product No.	Clonality	Application	Species Reactivity	Citations	SDS
<a href="#">HPA064645</a>	polyclonal	IF	human		<a href="#">View</a>

Product No.	Clonality	Application	Species Reactivity	Citations	SDS
<a href="#">HPA040758</a>	polyclonal	IF, IHC	human		<a href="#">View</a>



### Anti-COG5 antibody produced in rabbit

**Synonym(s):** Anti-13S Golgi transport complex 90 kDa subunit, Anti-COG complex subunit 5, Anti-Component of oligomeric Golgi complex 5, Anti-Conserved oligomeric Golgi complex subunit 5, Anti-GTC-90, Anti-Golgi transport complex 1

[All Photos](#) (6)

Product No.	Clonality	Application	Species Reactivity	Citations	SDS
<a href="#">HPA041583</a>	polyclonal	IF	human		<a href="#">View</a>
<a href="#">HPA020300</a>	polyclonal	IF, IHC	human	4	<a href="#">View</a>

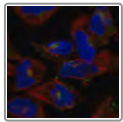


### Anti-COG1 antibody produced in rabbit

**Synonym(s):** Anti-KIAA1381, Anti-KIAA1675, Anti-LDLB, Anti-MEL1, Anti-MGC166915, Anti-PFM13, Anti-component of oligomeric golgi complex 1

[All Photos](#) (2)

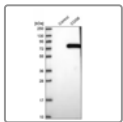
Product No.	Clonality	Application	Species Reactivity	Citations	SDS
<a href="#">HPA029224</a>	polyclonal	IHC	human		<a href="#">View</a>



### Anti-COG2 antibody produced in rabbit

[All Photos](#) (2)


Product No.	Clonality	Application	Species Reactivity	Citations	SDS
<a href="#">HPA076994</a>	polyclonal	IF	human		<a href="#">View</a>

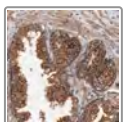


### Anti-COG6 antibody produced in rabbit

**Synonym(s):** Anti-Cod2, Anti-Component of oligomeric golgi complex 6, Anti-Kiaa1134

[All Photos](#) (5)

Product No.	Clonality	Application	Species Reactivity	Citations	SDS
<a href="#">HPA040410</a>	polyclonal	IHC	rat, human, mouse		<a href="#">View</a>
<a href="#">HPA040441</a>	polyclonal	IF, IHC	human		<a href="#">View</a>



### Anti-COG3 antibody produced in rabbit

**Synonym(s):** SEC34, Anti-Component of oligomeric golgi complex 3, Anti-Sec34

## All Photos (3)

Product No.	Clonality	Application	Species Reactivity	Citations	SDS
<a href="#">HPA054470</a>	polyclonal	IF	human		<a href="#">View</a>
<a href="#">HPA040353</a>	polyclonal	IHC	human		<a href="#">View</a>

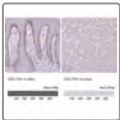


### Anti-COG4 antibody produced in rabbit

**Synonym(s):** Anti-COD1, Anti-DKFZP586E1519, Anti-component of oligomeric golgi complex 4

## All Photos (4)



Product No.	Clonality	Application	Species Reactivity	Citations	SDS
<a href="#">HPA040924</a>	polyclonal	IF, IHC	human		<a href="#">View</a>
<a href="#">HPA042539</a>	polyclonal	IHC	human		<a href="#">View</a>



### Anti-COL17A1 antibody produced in rabbit

**Synonym(s):** Anti-BP180, Anti-BPAG2, Anti-Collagen, Type XVII, Alpha 1

## All Photos (11)


Product No.	Clonality	Application	Species Reactivity	Citations	SDS
<a href="#">HPA043673</a>	polyclonal	IHC	human	7	 <a href="#">View</a>
<a href="#">HPA052963</a>	polyclonal	IHC	human		 <a href="#">View</a>

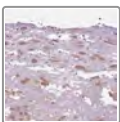


### Anti-COL7A1 antibody produced in rabbit

**Synonym(s):** Anti-EBD1, Anti-EBDCT, Anti-EBR1

## All Photos (5)

Product No.	Clonality	Application	Species Reactivity	Citations	SDS
<a href="#">HPA042420</a>	polyclonal	IHC	human	7	 <a href="#">View</a>



### Anti-COL27A1 antibody produced in rabbit

**Synonym(s):** Anti-FLJ11895, Anti-KIAA1870, Anti-MGC11337, Anti-collagen, type XXVII, alpha 1

## All Photos (1)

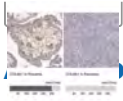
Product No.	Clonality	Application	Species Reactivity	Citations	SDS
<a href="#">HPA048471</a>	polyclonal	IHC	human		<a href="#">View</a>





### Anti-COL6A1 antibody produced in rabbit

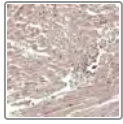
**Synonym(s):** Anti-Collagen alpha-1(VI) chain precursor, Anti-collagen, type VI,  $\alpha$  1





Photos (9)


Product No.	Clonality	Application	Species Reactivity	Citations	SDS
<a href="#">HPA019142</a>	polyclonal	IF, IHC	human	2	 <a href="#">View</a>
<a href="#">HPA029401</a>	polyclonal	IHC	human		 <a href="#">View</a>

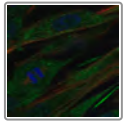


### Anti-COL12A1 antibody produced in rabbit

**Synonym(s):** Anti-Collagen alpha-1(XII) chain precursor

[All Photos](#) (5)

Product No.	Clonality	Application	Species Reactivity	Citations	SDS
<a href="#">HPA009143</a>	polyclonal	IHC	human	5	 <a href="#">View</a>




### Anti-COL21A1 antibody produced in rabbit

**Synonym(s):** Anti-collagen, type XXI,  $\alpha$  1

[All Photos](#) (1)


Product No.	Clonality	Application	Species Reactivity	Citations	SDS
<a href="#">HPA031212</a>	polyclonal	IF	human		<a href="#">View</a>

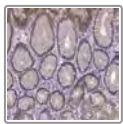


### Anti-COL3A1 antibody produced in rabbit

**Synonym(s):** Anti-Collagen  $\alpha$ -1(III) chain precursor antibody produced in rabbit

[All Photos](#) (5)

Product No.	Clonality	Application	Species Reactivity	Citations	SDS
<a href="#">HPA007583</a>	polyclonal	IHC	human	5	 <a href="#">View</a>




### Anti-COL22A1 antibody produced in rabbit

**Synonym(s):** Anti-Collagen alpha-1, Anti-XXII

[All Photos](#) (5)

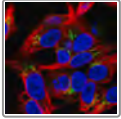
Product No.	Clonality	Application	Species Reactivity	Citations	SDS
<a href="#">HPA024830</a>	polyclonal	IF, IHC	human	2	<a href="#">View</a>



### Anti-COL9A1 antibody produced in rabbit

[All Photos](#) (1)

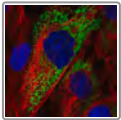
Product No.	Clonality	Application	Species Reactivity	Citations	SDS
<a href="#">HPA074749</a>	polyclonal	IHC	human		<a href="#">View</a>



### Anti-COL18A1 antibody produced in rabbit

[All Photos](#) (1)

Product No.	Clonality	Application	Species Reactivity	Citations	SDS
<a href="#">HPA036104</a>	polyclonal	IF	human		<a href="#">View</a>



### Anti-COL11A1 antibody produced in rabbit

[All Photos](#) (1)

Product No.	Clonality	Application	Species Reactivity	Citations	SDS
<a href="#">HPA058335</a>	polyclonal	IF	human		<a href="#">View</a>



### Anti-COL14A1 antibody produced in rabbit


**Synonym(s):** Anti-Collagen alpha-1, Anti-Undulin, Anti-XIV

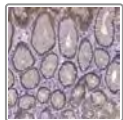
[All Photos](#) (6)

Product No.	Clonality	Application	Species Reactivity	Citations	SDS
<a href="#">HPA023781</a>	polyclonal	IF, IHC	human	1	<a href="#">View</a>

**All Photos** (5) **Anti-COL3A1 antibody produced in rabbit**

**Synonym(s):** Anti-Collagen  $\alpha$ -1(III) chain precursor antibody produced in rabbit

Product No.	Clonality	Application	Species Reactivity	Citations	SDS
<a href="#">HPA007583</a>	polyclonal	IHC	human	5	 <a href="#">View</a>



**Anti-COL22A1 antibody produced in rabbit**

**Synonym(s):** Anti-Collagen alpha-1, Anti-XXII

**All Photos** (5)

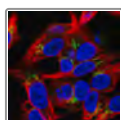
Product No.	Clonality	Application	Species Reactivity	Citations	SDS
<a href="#">HPA024830</a>	polyclonal	IF, IHC	human	2	<a href="#">View</a>



**Anti-COL9A1 antibody produced in rabbit**

**All Photos** (1)

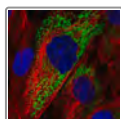
Product No.	Clonality	Application	Species Reactivity	Citations	SDS
<a href="#">HPA074749</a>	polyclonal	IHC	human		<a href="#">View</a>



### Anti-COL18A1 antibody produced in rabbit

[All Photos](#) (1)

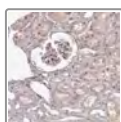
Product No.	Clonality	Application	Species Reactivity	Citations	SDS
<a href="#">HPA036104</a>	polyclonal	IF	human		<a href="#">View</a>



### Anti-COL11A1 antibody produced in rabbit

[All Photos](#) (1)

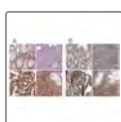
Product No.	Clonality	Application	Species Reactivity	Citations	SDS
<a href="#">HPA058335</a>	polyclonal	IF	human		<a href="#">View</a>



### Anti-COL8A2 antibody produced in rabbit



[All Photos](#) (4)

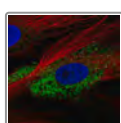
Product No.	Clonality	Application	Species Reactivity	Citations	SDS
<a href="#">HPA049788</a>	polyclonal	IHC	human		<a href="#">View</a>



### Anti-COL6A2 antibody produced in rabbit

[All Photos](#) (11)

Product No.	Clonality	Application	Species Reactivity	Citations	SDS
<a href="#">HPA030920</a>	polyclonal	IHC	human		<a href="#">View</a>
<a href="#">HPA038799</a>	polyclonal	IHC	human		<a href="#">View</a>



### Anti-COL1A2 antibody produced in rabbit

[All Photos](#) (1)

Product No.	Clonality	Application	Species Reactivity	Citations	SDS
<a href="#">HPA059738</a>	polyclonal	IF	human		<a href="#">View</a>


Product No.	Clonality	Application	Species Reactivity	Citations	SDS
-------------	-----------	-------------	--------------------	-----------	-----



### Anti-COL6A3 antibody produced in rabbit

**Synonym(s):** Anti-Collagen  $\alpha$ -3(VI) chain precursor antibody produced in rabbit

[All Photos](#) (4)

Product No.	Clonality	Application	Species Reactivity	Citations	SDS
<a href="#">HPA010080</a>	polyclonal	IHC	human	7	 <a href="#">View</a>



### Anti-COL9A3 antibody produced in rabbit

**Synonym(s):** Anti-Collagen, type ix,  $\alpha$  3, Anti-Dj885I7.4.1, Anti-Edm3, Anti-FIj90759, Anti-Idd, Anti-Med

[All Photos](#) (2)

Product No.	Clonality	Application	Species Reactivity	Citations	SDS
<a href="#">HPA058323</a>	polyclonal	IF	human		<a href="#">View</a>
<a href="#">HPA040125</a>	polyclonal	IHC	human		<a href="#">View</a>

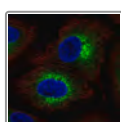


### Anti-COL6A5 antibody produced in rabbit

**Synonym(s):** Anti-Col29a1, Anti-Collagen, type vi,  $\alpha$  5, Anti-FIj35880, Anti-Vwa4

[All Photos](#) (1)

Product No.	Clonality	Application	Species Reactivity	Citations	SDS
<a href="#">HPA043138</a>	polyclonal	IHC	human		<a href="#">View</a>



### Anti-COL4A6 antibody produced in rabbit

[All Photos](#) (1)

Product No.	Clonality	Application	Species Reactivity	Citations	SDS
<a href="#">HPA065393</a>	polyclonal	IF	human		<a href="#">View</a>



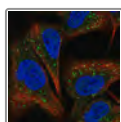
### Anti-COMMD1 antibody produced in rabbit

**Synonym(s):** Anti-C2orf5, Anti-KIAA0791, Anti-MGC27155, Anti-MURR1, Anti-N155, Anti-copper metabolism (Murr1) domain containing 1

[All Photos](#) (2)

Product No.	Clonality	Application	Species Reactivity	Citations	SDS
<a href="#">HPA049223</a>	polyclonal	IF	human		<a href="#">View</a>

Product No.	Clonality	Application	Species Reactivity	Citations	SDS
<a href="#">HPA034633</a>	polyclonal	IHC	human		<a href="#">View</a>



### Anti-COMMD7 antibody produced in rabbit

[All Photos](#) (2)


Product No.	Clonality	Application	Species Reactivity	Citations	SDS
<a href="#">HPA054119</a>	polyclonal	IF	human		<a href="#">View</a>



### Anti-COMT antibody produced in rabbit

**Synonym(s):** Anti-Catechol O-methyltransferase antibody produced in rabbit

[All Photos](#) (5)

Product No.	Clonality	Application	Species Reactivity	Citations	SDS
<a href="#">HPA001169</a>	polyclonal	IHC	rat, human	4	 <a href="#">View</a>

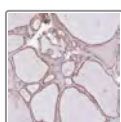


### Anti-COPA antibody produced in rabbit

**Synonym(s):** Anti-HEP-COP, Anti-coatomer protein complex, subunit  $\alpha$

[All Photos](#) (7)

Product No.	Clonality	Application	Species Reactivity	Citations	SDS
<a href="#">HPA028024</a>	polyclonal	IF, IHC	rat, mouse, human	8	<a href="#">View</a>

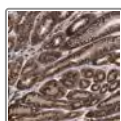


### Anti-COPB1 antibody produced in rabbit

**Synonym(s):** Anti-COPB

[All Photos](#) (5)

Product No.	Clonality	Application	Species Reactivity	Citations	SDS
<a href="#">HPA043954</a>	polyclonal	IF, IHC	human		<a href="#">View</a>
<a href="#">HPA064403</a>	polyclonal	IF, IHC	human		<a href="#">View</a>



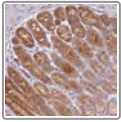
### Anti-COPB2 antibody produced in rabbit

**Synonym(s):** Anti- $\beta'$ -COP, Anti- $\beta$ prime-COP, Anti-Coatomer protein complex, subunit  $\beta$  2 ( $\beta$  prime)

[All Photos](#) (2)

Product No.	Clonality	Application	Species Reactivity	Citations	SDS
<a href="#">HPA058180</a>	polyclonal	IF	human		<a href="#">View</a>

Product No.	Clonality	Application	Species Reactivity	Citations	SDS
<a href="#">HPA036867</a>	polyclonal	IHC	human	4	<a href="#">View</a>




### Anti-COPE antibody produced in rabbit

**Synonym(s):** Anti-epsilon-COP


[All Photos](#) (8)

Product No.	Clonality	Application	Species Reactivity	Citations	SDS
<a href="#">HPA043576</a>	polyclonal	IF, IHC	human		<a href="#">View</a>
<a href="#">HPA041605</a>	polyclonal	IF, IHC	human		<a href="#">View</a>



### Anti-COPG1 antibody produced in rabbit

[All Photos](#) (5)

Product No.	Clonality	Application	Species Reactivity	Citations	SDS
<a href="#">HPA045712</a>	polyclonal	IHC	human		<a href="#">View</a>
<a href="#">HPA037866</a>	polyclonal	IF, IHC	human		 <a href="#">View</a>

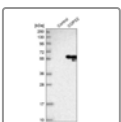


### Anti-COPS8 antibody produced in rabbit

**Synonym(s):** Anti-COP9, Anti-COP9 constitutive photomorphogenic homolog subunit 8 (*Arabidopsis*), Anti-CSN8, Anti-MGC1297, Anti-SGN8

[All Photos](#) (2)


Product No.	Clonality	Application	Species Reactivity	Citations	SDS
<a href="#">HPA036485</a>	polyclonal	IF, IHC	human		<a href="#">View</a>




### Anti-COPS2 antibody produced in rabbit

**Synonym(s):** Anti-COP9 signalosome complex subunit 2, Anti-JAB1-containing signalosome subunit 2, Anti-SGN2, Anti-Signalosome subunit 2, Anti-TRIP-15, Anti-Thyroid receptor-interacting protein 15, Anti-Alien homolog

[All Photos](#) (5)

Product No.	Clonality	Application	Species Reactivity	Citations	SDS
<a href="#">HPA061071</a>	polyclonal	IF	human		<a href="#">View</a>
<a href="#">HPA018271</a>	polyclonal	IHC	mouse, human, rat	8	<a href="#">View</a>
<a href="#">HPA016867</a>	polyclonal	IHC	human	3	 <a href="#">View</a>



### Anti-COPS4 antibody produced in rabbit

**Synonym(s):** Anti-COP9 constitutive photomorphogenic homolog subunit 4 (*Arabidopsis*), Anti-CSN4

[All Photos](#) (3)

Product No.	Clonality	Application	Species Reactivity	Citations	SDS
<a href="#">HPA042828</a>	polyclonal	IF	human		<a href="#">View</a>
<a href="#">HPA036894</a>	polyclonal	IHC	rat, human	1	<a href="#">View</a>

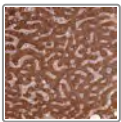


### Anti-COPZ2 antibody produced in rabbit

**Synonym(s):** Anti-MGC23008, Anti-coatomer protein complex, subunit zeta 2

[All Photos](#) (4)

Product No.	Clonality	Application	Species Reactivity	Citations	SDS
<a href="#">HPA055999</a>	polyclonal	IHC	human		<a href="#">View</a>

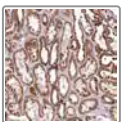


### Anti-COQ5 antibody produced in rabbit

**Synonym(s):** Anti-MGC4767, Anti-coenzyme Q5 homolog, methyltransferase (*S. cerevisiae*)

[All Photos](#) (2)

Product No.	Clonality	Application	Species Reactivity	Citations	SDS
<a href="#">HPA049487</a>	polyclonal	IHC	human		<a href="#">View</a>



### Anti-COQ9 antibody produced in rabbit

**Synonym(s):** Anti-C16orf49, Anti-Coenzyme q9 homolog (*S. cerevisiae*), Anti-Dkfzp434k046

[All Photos](#) (2)

Product No.	Clonality	Application	Species Reactivity	Citations	SDS
<a href="#">HPA040918</a>	polyclonal	IF, IHC	human		<a href="#">View</a>



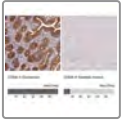
### Anti-COQ7 antibody produced in rabbit

**Synonym(s):** Anti-CAT5, Anti-CLK-1

[All Photos](#) (2)

Product No.	Clonality	Application	Species Reactivity	Citations	SDS
<a href="#">HPA071922</a>	polyclonal	IF	human		<a href="#">View</a>
<a href="#">HPA067252</a>	polyclonal	IHC	human		<a href="#">View</a>






## Anti-COQ4 antibody produced in rabbit

**Synonym(s):** Anti-CGI-92, Anti-Coenzyme Q4 Homolog (S. Cerevisiae)


[All Photos](#) (8)

Product No.	Clonality	Application	Species Reactivity	Citations	SDS
<a href="#">HPA021406</a>	polyclonal	IF	human		<a href="#">View</a>
<a href="#">HPA042945</a>	polyclonal	IHC	human		<a href="#">View</a>



## Anti-COQ2 antibody produced in rabbit

[All Photos](#) (2)

Product No.	Clonality	Application	Species Reactivity	Citations	SDS
<a href="#">HPA056599</a>	polyclonal	IF	human		<a href="#">View</a>



## Anti-COQ10B antibody produced in rabbit

**Synonym(s):** Anti-FLJ13448, Anti-coenzyme Q10 homolog B (S. cerevisiae)

[All Photos](#) (2)

Product No.	Clonality	Application	Species Reactivity	Citations	SDS
<a href="#">HPA046057</a>	polyclonal	IF, IHC	human		<a href="#">View</a>

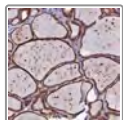
**All Photos** (1) **Anti-C6orf15 antibody produced in rabbit**

**Synonym(s):** Anti-Protein STG, Anti-Uncharacterized protein C6orf15 precursor

---

Product No.	Clonality	Application	Species Reactivity	Citations	SDS
<a href="#">HPA001436</a>	polyclonal	IHC	human		<a href="#">View</a>

---



**Anti-C5ORF30 antibody produced in rabbit**

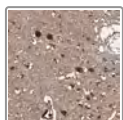
**Synonym(s):** Anti-FLJ25291, Anti-chromosome 5 open reading frame 30

**All Photos** (2)

---

Product No.	Clonality	Application	Species Reactivity	Citations	SDS
<a href="#">HPA043434</a>	polyclonal	IHC	human		<a href="#">View</a>

---




**Anti-C18orf32 antibody produced in rabbit**

**Synonym(s):** Anti-Chromosome 18 open reading frame 32, Anti-Fij23458

**All Photos** (5)


---

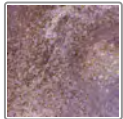
Product No.	Clonality	Application	Species Reactivity	Citations	SDS
<a href="#">HPA040921</a>	polyclonal	IF, IHC	human		<a href="#">View</a>



### Anti-C2orf40 antibody produced in rabbit

[All Photos](#) (5)

Product No.	Clonality	Application	Species Reactivity	Citations	SDS
<a href="#">HPA008546</a>	polyclonal	IHC	human	7	 <a href="#">View</a>



### Anti-CORO7 antibody produced in rabbit

**Synonym(s):** Anti-FLJ22021

[All Photos](#) (3)



Product No.	Clonality	Application	Species Reactivity	Citations	SDS
<a href="#">HPA041657</a>	polyclonal	IHC	human	1	<a href="#">View</a>
<a href="#">HPA053586</a>	polyclonal	IHC	human	1	<a href="#">View</a>



### Anti-CORO2A antibody produced in rabbit

**Synonym(s):** Anti-Coronin, actin binding protein, 2a, Anti-Ir10, Anti-Wdr2

[All Photos](#) (14)


Product No.	Clonality	Application	Species Reactivity	Citations	SDS
<a href="#">HPA041302</a>	polyclonal	IF, IHC	human	1	 <a href="#">View</a>
<a href="#">HPA041161</a>	polyclonal	IHC	human		 <a href="#">View</a>

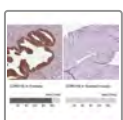


### Anti-CORO1A antibody produced in rabbit

**Synonym(s):** Anti-HCORO1, Anti-coronin, actin binding protein, 1A, Anti-coronin-1, Anti-p57


[All Photos](#) (5)

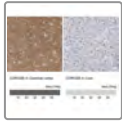
Product No.	Clonality	Application	Species Reactivity	Citations	SDS
<a href="#">HPA051132</a>	polyclonal	IF, IHC	human	2	 <a href="#">View</a>



### Anti-CORO1B antibody produced in rabbit

[All Photos](#) (7)


Product No.	Clonality	Application	Species Reactivity	Citations	SDS
<a href="#">HPA040113</a>	polyclonal	IF	human		<a href="#">View</a>
<a href="#">HPA070456</a>	polyclonal	IHC	human		 <a href="#">View</a>




### Anti-CORO2B antibody produced in rabbit

**Synonym(s):** Anti-Clipin-C, Anti-Coronin-2B, Anti-Coronin-like protein C, Anti-Protein FC96

[All Photos](#) (6)

Product No.	Clonality	Application	Species Reactivity	Citations	SDS
<a href="#">HPA017960</a>	polyclonal	IF, IHC	human	5	 <a href="#">View</a>

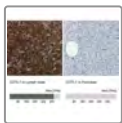


### Anti-CORO1C antibody produced in rabbit

**Synonym(s):** Anti-Coronin, actin binding protein, 1c, Anti-Coronin-3, Anti-Hcrnn4

[All Photos](#) (1)


Product No.	Clonality	Application	Species Reactivity	Citations	SDS
<a href="#">HPA041737</a>	polyclonal	IHC	human	2	<a href="#">View</a>

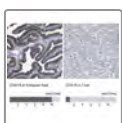


### Anti-COTL1 antibody produced in rabbit

**Synonym(s):** Anti-CLP, Anti-coactosin-like 1 (Dictyostelium)

[All Photos](#) (6)


Product No.	Clonality	Application	Species Reactivity	Citations	SDS
<a href="#">HPA008918</a>	polyclonal	IHC	human	2	 <a href="#">View</a>




### Anti-COX19 antibody produced in rabbit

**Synonym(s):** Anti-Cytochrome c oxidase assembly protein COX19, Anti-hCOX19

[All Photos](#) (6)



Product No.	Clonality	Application	Species Reactivity	Citations	SDS
<a href="#">HPA021226</a>	polyclonal	IF, IHC	human	4	 <a href="#">View</a>




### Anti-COX10 antibody produced in rabbit

**Synonym(s):** Anti-COX10 homolog, cytochrome c oxidase assembly protein, heme A: farnesyltransferase (yeast)

[All Photos](#) (5)

Product No.	Clonality	Application	Species Reactivity	Citations	SDS
<a href="#">HPA032005</a>	polyclonal	IHC	human	1	 <a href="#">View</a>
<a href="#">HPA032006</a>	polyclonal	IF, IHC	human		 <a href="#">View</a>

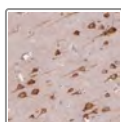


### Anti-COX17 antibody produced in rabbit

**Synonym(s):** Anti-COX17 cytochrome c oxidase assembly homolog (S. cerevisiae)

[All Photos](#) (4)

Product No.	Clonality	Application	Species Reactivity	Citations	SDS
<a href="#">HPA048158</a>	polyclonal	IHC	human	1	<a href="#">View</a>
<a href="#">HPA042226</a>	polyclonal	IF, IHC	human		<a href="#">View</a>

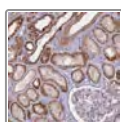


### Anti-COX18 antibody produced in rabbit

**Synonym(s):** Anti-COX18 cytochrome c oxidase assembly homolog (S. cerevisiae), Anti-FLJ38991

[All Photos](#) (2)

Product No.	Clonality	Application	Species Reactivity	Citations	SDS
<a href="#">HPA049489</a>	polyclonal	IHC	human		<a href="#">View</a>
<a href="#">HPA046772</a>	polyclonal	IHC	human		<a href="#">View</a>



### Anti-COX11 antibody produced in rabbit

**Synonym(s):** Anti-COX11 cytochrome c oxidase assembly homolog (yeast), Anti-COX11P

[All Photos](#) (1)

Product No.	Clonality	Application	Species Reactivity	Citations	SDS
<a href="#">HPA044020</a>	polyclonal	IHC	human	1	<a href="#">View</a>



### Anti-COX15 antibody produced in rabbit

**Synonym(s):** Anti-COX15 homolog, cytochrome c oxidase assembly protein (yeast)

[All Photos](#) (3)

Product No.	Clonality	Application	Species Reactivity	Citations	SDS
<a href="#">HPA066096</a>	polyclonal	IF	human		<a href="#">View</a>
<a href="#">HPA037727</a>	polyclonal	IHC	human		<a href="#">View</a>
<a href="#">HPA037728</a>	polyclonal	IHC	human		<a href="#">View</a>



### Anti-COX16 antibody produced in rabbit

**Synonym(s):** Anti-C14orf112, Anti-HSPC203

[All Photos](#) (3)

Product No.	Clonality	Application	Species Reactivity	Citations	SDS
<a href="#">HPA062659</a>	polyclonal	IF, IHC	human		<a href="#">View</a>



### Anti-COX2 antibody produced in rabbit

[All Photos](#) (6)

Product No.	Clonality	Application	Species Reactivity	Citations	SDS
<a href="#">HPA001335</a>	polyclonal	IF, IHC	human	6	<a href="#">View</a>

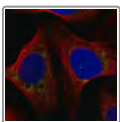


### Anti-COX8A antibody produced in rabbit

**Synonym(s):** Anti-COX, Anti-COX8, Anti-COX8-2, Anti-COX8L, Anti-cytochrome c oxidase subunit VIIIA (ubiquitous)

[All Photos](#) (1)


Product No.	Clonality	Application	Species Reactivity	Citations	SDS
<a href="#">HPA055942</a>	polyclonal	IHC	human	2	<a href="#">View</a>



### Anti-COX7A2L antibody produced in rabbit

[All Photos](#) (1)


Product No.	Clonality	Application	Species Reactivity	Citations	SDS
<a href="#">HPA059124</a>	polyclonal	IF	human		<a href="#">View</a>

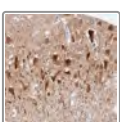


### Anti-COX5B antibody produced in rabbit

**Synonym(s):** Anti-cytochrome c oxidase subunit Vb

[All Photos](#) (5)

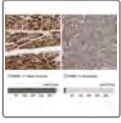
Product No.	Clonality	Application	Species Reactivity	Citations	SDS
<a href="#">HPA034517</a>	polyclonal	IF, IHC	human	2	 <a href="#">View</a>



### Anti-COX7B antibody produced in rabbit

## All Photos (1)


Product No.	Clonality	Application	Species Reactivity	Citations	SDS
<a href="#">HPA058041</a>	polyclonal	IHC	human		<a href="#">View</a>

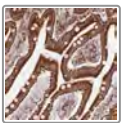


### Anti-COX6B1 antibody produced in rabbit

**Synonym(s):** Anti-COX VIb-1, Anti-Cytochrome c oxidase subunit VIb isoform 1

## All Photos (4)


Product No.	Clonality	Application	Species Reactivity	Citations	SDS
<a href="#">HPA004192</a>	polyclonal	IF, IHC	human	4	 <a href="#">View</a>



### Anti-COX6C antibody produced in rabbit

## All Photos (5)


Product No.	Clonality	Application	Species Reactivity	Citations	SDS
<a href="#">HPA014295</a>	polyclonal	IF, IHC	human		<a href="#">View</a>

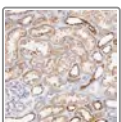


### Anti-COX8C antibody produced in rabbit

**Synonym(s):** Anti-COX VIII-3 antibody produced in rabbit, Anti-Cytochrome c oxidase polypeptide 8 isoform 3, mitochondrial precursor antibody produced in rabbit, Anti-Cytochrome c oxidase polypeptide VIII isoform 3 antibody produced in rabbit, Anti-Cytochrome c oxidase subunit 8-3 antibody produced in rabbit

## All Photos (2)

Product No.	Clonality	Application	Species Reactivity	Citations	SDS
<a href="#">HPA003127</a>	polyclonal	IHC	human	2	 <a href="#">View</a>



### Anti-COX4I1 antibody produced in rabbit

**Synonym(s):** Anti-COX IV-1 antibody produced in rabbit, Anti-Cytochrome c oxidase polypeptide IV antibody produced in rabbit, Anti-Cytochrome c oxidase subunit 4 isoform 1, mitochondrial precursor antibody produced in rabbit, Anti-Cytochrome c oxidase subunit IV isoform 1 antibody produced in rabbit

## All Photos (2)


Product No.	Clonality	Application	Species Reactivity	Citations	SDS
<a href="#">HPA002485</a>	polyclonal	IF, IHC	human	5	<a href="#">View</a>




### Anti-CPA1 antibody produced in rabbit

**Synonym(s):** Anti-CPA

## All Photos (3)

Product No.	Clonality	Application	Species Reactivity	Citations	SDS
<a href="#">HPA052215</a>	polyclonal	IHC	human		<a href="#">View</a>



### Anti-CPB2 antibody produced in rabbit

**Synonym(s):** Anti-CPU antibody produced in rabbit, Anti-Carboxypeptidase B2 precursor antibody produced in rabbit, Anti-Carboxypeptidase U antibody produced in rabbit, Anti-Plasma carboxypeptidase B antibody produced in rabbit, Anti-TAFI antibody produced in rabbit, Anti-Thrombin-activable fibrinolysis inhibitor antibody produced in rabbit, Anti-pCPB antibody produced in rabbit



[All Photos](#) (1)

Product No.	Clonality	Application	Species Reactivity	Citations	SDS
<a href="#">HPA004146</a>	polyclonal	IHC	human	2	<a href="#">View</a>



### Anti-CPB1 antibody produced in rabbit

[All Photos](#) (8)

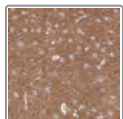
Product No.	Clonality	Application	Species Reactivity	Citations	SDS
<a href="#">HPA046340</a>	polyclonal	IHC	human		<a href="#">View</a>
<a href="#">HPA038069</a>	polyclonal	IHC	human		<a href="#">View</a>



## All Photos (2) **Anti-CPD antibody produced in rabbit**

**Synonym(s):** Anti-GP180, Anti-carboxypeptidase D

Product No.	Clonality	Application	Species Reactivity	Citations	SDS
<a href="#">HPA055465</a>	polyclonal	IF	human		<a href="#">View</a>
<a href="#">HPA052796</a>	polyclonal	IHC	human		<a href="#">View</a>



## **Anti-CPE antibody produced in rabbit**

### All Photos (4)

Product No.	Clonality	Application	Species Reactivity	Citations	SDS
<a href="#">HPA003819</a>	polyclonal	IHC	human		<a href="#">View</a>



## **Anti-CPN2 antibody produced in rabbit**

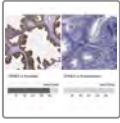
**Synonym(s):** Anti-Carboxypeptidase N 83 kDa chain antibody produced in rabbit, Anti-Carboxypeptidase N large subunit antibody produced in rabbit, Anti-Carboxypeptidase N polypeptide 2 antibody produced in rabbit,

**All**

Anti-Carboxypeptidase N regulatory subunit antibody produced in rabbit, Anti-Carboxypeptidase N subunit 2 precursor antibody produced in rabbit


**Photos** (1)

Product No.	Clonality	Application	Species Reactivity	Citations	SDS
<a href="#">HPA004732</a>	polyclonal	IHC	human	3	<a href="#">View</a>

**Anti-CPNE4**

**Synonym(s):** COPN4, CPN4

**All Photos** (3)

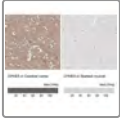
Product No.	Clonality	Application	Species Reactivity	Citations	SDS
<a href="#">HPA078300</a>	polyclonal	IHC	human		<a href="#">View</a>

**Anti-CPNE7 antibody produced in rabbit**

**Synonym(s):** Anti-Copine vii

**All Photos** (1)

Product No.	Clonality	Application	Species Reactivity	Citations	SDS
<a href="#">HPA043359</a>	polyclonal	IHC	human		<a href="#">View</a>

**Anti-CPNE5 antibody produced in rabbit**

**Synonym(s):** Anti-COPN5, Anti-CPN5, Anti-KIAA1599, Anti-MGC52498, Anti-copine V

**All Photos** (8)

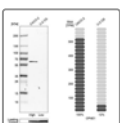
Product No.	Clonality	Application	Species Reactivity	Citations	SDS
<a href="#">HPA031369</a>	polyclonal	IF, IHC	human		<a href="#">View</a>



**Anti-CPNE8 antibody produced in rabbit**


**Synonym(s):** Anti-Copine VIII

**All Photos** (1)

Product No.	Clonality	Application	Species Reactivity	Citations	SDS
<a href="#">HPA038600</a>	polyclonal	IHC	human		<a href="#">View</a>

**Anti-CPNE1 antibody produced in rabbit****All Photos** (6)


Product No.	Clonality	Application	Species Reactivity	Citations	SDS
<a href="#">HPA072634</a>	polyclonal	IHC	human		<a href="#">View</a>
<a href="#">HPA047259</a>	polyclonal	IF	human		<a href="#">View</a>

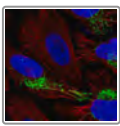


### Anti-CPNE6 antibody produced in rabbit

**Synonym(s):** Anti-copine VI (neuronal)

[All Photos](#) (2)


Product No.	Clonality	Application	Species Reactivity	Citations	SDS
<a href="#">HPA031636</a>	polyclonal	IHC	human		<a href="#">View</a>



### Anti-CPOX antibody produced in rabbit

[All Photos](#) (1)


Product No.	Clonality	Application	Species Reactivity	Citations	SDS
<a href="#">HPA054448</a>	polyclonal	IF	human		<a href="#">View</a>

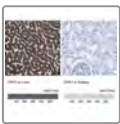


### Anti-CPPED1 antibody produced in rabbit

**Synonym(s):** Anti-CSTP1, Anti-Calcineurin-like phosphoesterase domain containing 1, Anti-FLJ11151

[All Photos](#) (5)


Product No.	Clonality	Application	Species Reactivity	Citations	SDS
<a href="#">HPA041970</a>	polyclonal	IF	human		<a href="#">View</a>
<a href="#">HPA040938</a>	polyclonal	IHC	human	1	 <a href="#">View</a>



### Anti-CPS1 antibody produced in rabbit

**Synonym(s):** Anti-CPSase I, Anti-Carbamoyl-phosphate synthase, Anti-Carbamoyl-phosphate synthetase I

[All Photos](#) (7)




Product No.	Clonality	Application	Species Reactivity	Citations	SDS
<a href="#">HPA021400</a>	polyclonal	IF, IHC	human	6	 <a href="#">View</a>



## Anti-CPT2 antibody produced in rabbit

**Synonym(s):** Anti-CPT1, Anti-CPTASE, Anti-carnitine palmitoyltransferase 2

[All Photos](#) (13)

Product No.	Clonality	Application	Species Reactivity	Citations	SDS
<a href="#">HPA028214</a>	polyclonal	IF, IHC	human	1	 <a href="#">View</a>
<a href="#">HPA028201</a>	polyclonal	IHC	human	1	 <a href="#">View</a>
<a href="#">HPA028202</a>	polyclonal	IHC	human	1	 <a href="#">View</a>



## Anti-CPT1C antibody produced in rabbit

**Synonym(s):** CPT1P, CPTIC, FLJ23809

[All Photos](#) (1)

Product No.	Clonality	Application	Species Reactivity	Citations	SDS
<a href="#">HPA063621</a>	polyclonal	IHC	human		<a href="#">View</a>

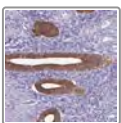


## Anti-CPXM2 antibody produced in rabbit

**Synonym(s):** Anti-CPX2, Anti-UNQ676, Anti-carboxypeptidase X (M14 family), member 2

[All Photos](#) (1)

Product No.	Clonality	Application	Species Reactivity	Citations	SDS
<a href="#">HPA048375</a>	polyclonal	IHC	human		<a href="#">View</a>



## Anti-C1QTNF2 antibody produced in rabbit

**Synonym(s):** Anti-CTRP2

[All Photos](#) (2)

Product No.	Clonality	Application	Species Reactivity	Citations	SDS
<a href="#">HPA061290</a>	polyclonal	IF, IHC	human		<a href="#">View</a>



## Anti-C1QTNF3 antibody produced in rabbit

[All Photos](#) (2)

Product No.	Clonality	Application	Species Reactivity	Citations	SDS
<a href="#">HPA066011</a>	polyclonal	IF	human		<a href="#">View</a>

Product No.	Clonality	Application	Species Reactivity	Citations	SDS
<a href="#">HPA064996</a>	polyclonal	IHC	human		<a href="#">View</a>

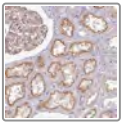


### Anti-C1QTNF4 antibody produced in rabbit

**Synonym(s):** Anti-C1q and tumor necrosis factor related protein 4, Anti-CTRP4, Anti-ZACRP4

[All Photos](#) (1)

Product No.	Clonality	Application	Species Reactivity	Citations	SDS
<a href="#">HPA041032</a>	polyclonal	IHC	human		<a href="#">View</a>

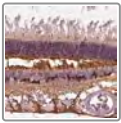


### Anti-C1QTNF7 antibody produced in rabbit

**Synonym(s):** CTRP7, Anti-CTRP7

[All Photos](#) (2)

Product No.	Clonality	Application	Species Reactivity	Citations	SDS
<a href="#">HPA055392</a>	polyclonal	IF	human		<a href="#">View</a>
<a href="#">HPA051797</a>	polyclonal	IHC	human		<a href="#">View</a>




### Anti-CRABP1 antibody produced in rabbit

**Synonym(s):** Anti-CRABP-I, Anti-Cellular retinoic acid-binding protein I, Anti-Cellular retinoic acid-binding protein 1, Anti-Retinoic acid-binding protein I, cellular

[All Photos](#) (1)


Product No.	Clonality	Application	Species Reactivity	Citations	SDS
<a href="#">HPA017203</a>	polyclonal	IHC	human	8	<a href="#">View</a>



### Anti-CRABP2 antibody produced in rabbit

**Synonym(s):** Anti-CRABP-II, Anti-Cellular retinoic acid-binding protein 2

[All Photos](#) (4)




Product No.	Clonality	Application	Species Reactivity	Citations	SDS
<a href="#">HPA004135</a>	polyclonal	IF, IHC	human	4	 <a href="#">View</a>

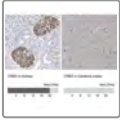


### Anti-CRAT antibody produced in rabbit

**Synonym(s):** Anti-CAT, Anti-Carnitine O-acetyltransferase, Anti-Carnitine acetylase, Anti-Carnitine acetyltransferase, Anti-CrAT

[All Photos](#) (11)


Product No.	Clonality	Application	Species Reactivity	Citations	SDS
<a href="#">HPA022815</a>	polyclonal	WB	human	2	 <a href="#">View</a>
<a href="#">HPA020260</a>	polyclonal	IHC	human	2	 <a href="#">View</a>
<a href="#">HPA019230</a>	polyclonal	IHC	human	3	 <a href="#">View</a>

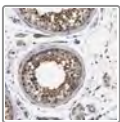


### Anti-CRB3 antibody produced in rabbit

**Synonym(s):** Anti-Crumbs protein homolog 3 precursor

[All Photos](#) (6)

Product No.	Clonality	Application	Species Reactivity	Citations	SDS
<a href="#">HPA013835</a>	polyclonal	IF, IHC	human	15	 <a href="#">View</a>




### Anti-CRCP antibody produced in rabbit

**Synonym(s):** Anti-AC068533.6, Anti-CGRP-RCP, Anti-Calcitonin gene-related peptide-receptor component protein, Anti-DNA-directed RNA polymerase III subunit RPC9, Anti-HsC17, Anti-RNA polymerase III subunit C9

[All Photos](#) (3)


Product No.	Clonality	Application	Species Reactivity	Citations	SDS
<a href="#">HPA007216</a>	polyclonal	IF, IHC	human	2	<a href="#">View</a>

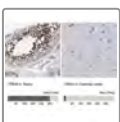


### Anti-CREB3L1 antibody produced in rabbit

**Synonym(s):** Anti-OASIS, Anti-cAMP-responsive element-binding protein 3-like protein 1

[All Photos](#) (3)


Product No.	Clonality	Application	Species Reactivity	Citations	SDS
<a href="#">HPA024069</a>	polyclonal	IHC	human	2	 <a href="#">View</a>

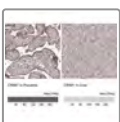


### Anti-CREM antibody produced in rabbit

**Synonym(s):** Anti-cAMP-responsive element modulator antibody produced in rabbit

[All Photos](#) (5)


Product No.	Clonality	Application	Species Reactivity	Citations	SDS
<a href="#">HPA001818</a>	polyclonal	IHC	rat, mouse, human	7	 <a href="#">View</a>

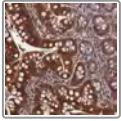


### Anti-CRIM1 antibody produced in rabbit

**Synonym(s):** Anti-CRIM-1 antibody produced in rabbit, Anti-Cysteine-rich motor neuron 1 protein precursor antibody produced in rabbit, Anti-Cysteine-rich repeat-containing protein S52 antibody produced in rabbit

## All Photos (3)

Product No.	Clonality	Application	Species Reactivity	Citations	SDS
<a href="#">HPA000556</a>	polyclonal	IHC	human	1	 <a href="#">View</a>

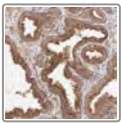


### Anti-CRIP1 antibody produced in rabbit

**Synonym(s):** Anti-Crip, Anti-Cysteine-rich protein 1 (intestinal)

## All Photos (4)

Product No.	Clonality	Application	Species Reactivity	Citations	SDS
<a href="#">HPA042462</a>	polyclonal	IHC	human	2	<a href="#">View</a>



### Anti-CRISPLD1 antibody produced in rabbit

**Synonym(s):** Anti-CRISP-10, Anti-CocoaCrisp, Anti-Cysteine-rich secretory protein 10, Anti-Cysteine-rich secretory protein LCCL domain-containing 1, Anti-LCCL domain-containing cysteine-rich secretory protein 1, Anti-Trypsin inhibitor HI

## All Photos (1)

Product No.	Clonality	Application	Species Reactivity	Citations	SDS
<a href="#">HPA024725</a>	polyclonal	IHC	human	2	<a href="#">View</a>



### Anti-CRISPLD2 antibody produced in rabbit

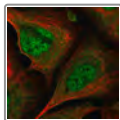
**Synonym(s):** DKFZP434B044, LCRISP2, LGL1, Anti-DKFZP434B044, Anti-LCRISP2, Anti-cysteine-rich secretory protein LCCL domain containing 2

## All Photos (3)

Product No.	Clonality	Application	Species Reactivity	Citations	SDS
<a href="#">HPA030054</a>	polyclonal	IF	human		<a href="#">View</a>
<a href="#">HPA030055</a>	polyclonal	IHC	human	1	<a href="#">View</a>

## [All Photos](#) (1) **Anti-CRK antibody produced in rabbit**

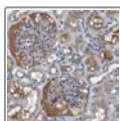
Product No.	Clonality	Application	Species Reactivity	Citations	SDS
<a href="#">HPA068087</a>	polyclonal	IF	human		<a href="#">View</a>



## **Anti-CRKL antibody produced in rabbit**

### [All Photos](#) (2)

Product No.	Clonality	Application	Species Reactivity	Citations	SDS
<a href="#">HPA000532</a>	polyclonal	IF	human		<a href="#">View</a>



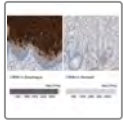
## **Anti-C1RL antibody produced in rabbit**

**Synonym(s):** Anti-C1r-LP, Anti-C1r-like protein, Anti-C1r-like serine protease analog protein, Anti-CLSPa, Anti-Complement C1r subcomponent-like protein precursor

### [All Photos](#) (3)




Product No.	Clonality	Application	Species Reactivity	Citations	SDS
<a href="#">HPA011338</a>	polyclonal	IF, IHC	human	2	<a href="#">View</a>

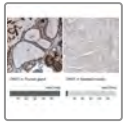


### Anti-CRNN antibody produced in rabbit

**Synonym(s):** Anti-53 kDa putative calcium-binding protein, Anti-53 kDa squamous epithelial-induced stress protein, Anti-58 kDa heat shock protein, Anti-Cornulin, Anti-Squamous epithelial heat shock protein 53, Anti-Tumor-related protein

[All Photos](#) (3)




Product No.	Clonality	Application	Species Reactivity	Citations	SDS
<a href="#">HPA024343</a>	polyclonal	IHC	human	3	 <a href="#">View</a>

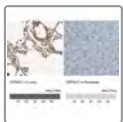


### Anti-CROT antibody produced in rabbit

**Synonym(s):** Anti-COT, Anti-Peroxisomal carnitine O-octanoyltransferase

[All Photos](#) (10)


Product No.	Clonality	Application	Species Reactivity	Citations	SDS
<a href="#">HPA019052</a>	polyclonal	IHC	human	2	 <a href="#">View</a>
<a href="#">HPA019364</a>	polyclonal	IHC	human	2	 <a href="#">View</a>
<a href="#">HPA019365</a>	polyclonal	IF, IHC	human	2	 <a href="#">View</a>

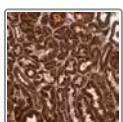


### Anti-CRTAC1 antibody produced in rabbit

**Synonym(s):** Anti-68 kDa chondrocyte-expressed protein, Anti-ASPIC, Anti-CEP-68, Anti-Cartilage acidic protein 1 precursor

[All Photos](#) (4)

Product No.	Clonality	Application	Species Reactivity	Citations	SDS
<a href="#">HPA008175</a>	polyclonal	IHC	human	3	 <a href="#">View</a>



### Anti-CRTAP antibody produced in rabbit


**Synonym(s):** Anti-CASP, Anti-Cartilage Associated Protein, Anti-LEPREL3

[All Photos](#) (6)

Product No.	Clonality	Application	Species Reactivity	Citations	SDS
<a href="#">HPA043598</a>	polyclonal	IHC	human	1	<a href="#">View</a>
<a href="#">HPA044150</a>	polyclonal	IF, IHC	human, mouse, rat	1	<a href="#">View</a>




### Anti-CRTC2 antibody produced in rabbit



**Synonym(s):** Anti-CREB regulated transcription coactivator 2, Anti-TORC2

[Photos](#) (9)

Product No.	Clonality	Application	Species Reactivity	Citations	SDS
<a href="#">HPA028465</a>	polyclonal	IF, IHC	human	6	 <a href="#">View</a>
<a href="#">HPA028454</a>	polyclonal	IF, IHC, WB	human		<a href="#">View</a>

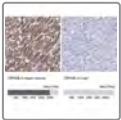


### Anti-CRYAA antibody produced in rabbit

**Synonym(s):** CRYA1, HSPB4


[All Photos](#) (2)

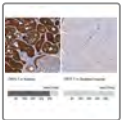
Product No.	Clonality	Application	Species Reactivity	Citations	SDS
<a href="#">HPA037737</a>	polyclonal	IF	human		<a href="#">View</a>
<a href="#">HPA038430</a>	polyclonal	IHC	human	1	<a href="#">View</a>



### Anti-CRYAB antibody produced in rabbit

[All Photos](#) (5)


Product No.	Clonality	Application	Species Reactivity	Citations	SDS
<a href="#">HPA057100</a>	polyclonal	IHC	human		 <a href="#">View</a>



### Anti-CRYL1 antibody produced in rabbit

**Synonym(s):** Anti-λ-cry, Anti-Crystallin, λ 1, Anti-Gdh, Anti-Mgc149525, Anti-Mgc149526

[All Photos](#) (4)



Product No.	Clonality	Application	Species Reactivity	Citations	SDS
<a href="#">HPA040403</a>	polyclonal	IF, IHC	human	1	 <a href="#">View</a>

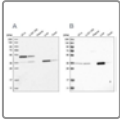


### Anti-CRYM antibody produced in rabbit

**Synonym(s):** Anti-Mu-crystallin homolog, Anti-NADP-regulated thyroid-hormone-binding protein

[All Photos](#) (13)



Product No.	Clonality	Application	Species Reactivity	Citations	SDS
<a href="#">HPA030619</a>	polyclonal	IF, IHC	human		 <a href="#">View</a>
<a href="#">HPA019086</a>	polyclonal	IHC	human	1	 <a href="#">View</a>

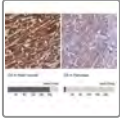


## Anti-CRYZ antibody produced in rabbit

**Synonym(s):** Anti-NADPH:quinone reductase, Anti-Quinone oxidoreductase, Anti-Zeta-crystallin

[All Photos](#) (6)



Product No.	Clonality	Application	Species Reactivity	Citations	SDS
<a href="#">HPA023290</a>	polyclonal	IHC	human, rat, mouse	3	 <a href="#">View</a>
<a href="#">HPA021921</a>	polyclonal	IF, IHC	human	3	 <a href="#">View</a>



## Anti-CS antibody produced in rabbit

**Synonym(s):** Anti-citrate synthase

[All Photos](#) (17)

Product No.	Clonality	Application	Species Reactivity	Citations	SDS
<a href="#">HPA038461</a>	polyclonal	IF, IHC	human	2	 <a href="#">View</a>
<a href="#">HPA038460</a>	polyclonal	IF, IHC	human	2	 <a href="#">View</a>



## Anti-CSAD antibody produced in rabbit

**Synonym(s):** Anti-CSD, Anti-Cysteine sulfinic acid decarboxylase, Anti-PCAP

[All Photos](#) (1)



Product No.	Clonality	Application	Species Reactivity	Citations	SDS
<a href="#">HPA039487</a>	polyclonal	IHC	human	1	<a href="#">View</a>

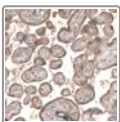


## Anti-CSE1L antibody produced in rabbit

**Synonym(s):** Anti-CAS, Anti-CSE1, Anti-XPO2

[All Photos](#) (17)


Product No.	Clonality	Application	Species Reactivity	Citations	SDS
<a href="#">HPA038059</a>	polyclonal	IF, IHC	human		 <a href="#">View</a>
<a href="#">HPA038060</a>	polyclonal	IF, IHC	human		 <a href="#">View</a>

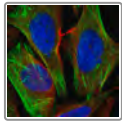


## Anti-CSF1R antibody produced in rabbit

**Synonym(s):** Anti-CD115 antigen, Anti-CSF-1-R, Anti-Fms proto-oncogene, Anti-Macrophage colony-stimulating factor 1 receptor precursor, Anti-c-fms

[All Photos](#) (6)


Product No.	Clonality	Application	Species Reactivity	Citations	SDS
<a href="#">HPA012323</a>	polyclonal	IF, IHC	human	9	 <a href="#">View</a>



### Anti-CSGALNACT1 antibody produced in rabbit

[All Photos](#) (1)


Product No.	Clonality	Application	Species Reactivity	Citations	SDS
<a href="#">HPA061336</a>	polyclonal	IF	human		<a href="#">View</a>



### Anti-CSK antibody produced in rabbit

**Synonym(s):** Anti-c-src tyrosine kinase, Anti-C-SRC kinase, Anti-Protein-tyrosine kinase CYL, Anti-Tyrosine-protein kinase CSK

[All Photos](#) (8)

Product No.	Clonality	Application	Species Reactivity	Citations	SDS
<a href="#">HPA028425</a>	polyclonal	IF, IHC	mouse, human, rat	2	 <a href="#">View</a>
<a href="#">HPA026488</a>	polyclonal	IHC	human		<a href="#">View</a>

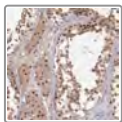


### Anti-CSN2 antibody produced in rabbit

**Synonym(s):** Anti-Casb, Anti-Casein  $\beta$

[All Photos](#) (4)

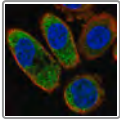
Product No.	Clonality	Application	Species Reactivity	Citations	SDS
<a href="#">HPA041036</a>	polyclonal	IHC	human		<a href="#">View</a>



### Anti-CSNK2A1 antibody produced in rabbit

[All Photos](#) (2)

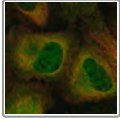
Product No.	Clonality	Application	Species Reactivity	Citations	SDS
<a href="#">HPA059206</a>	polyclonal	IF	human		<a href="#">View</a>
<a href="#">HPA061698</a>	polyclonal	IHC	human		<a href="#">View</a>



### Anti-CSNK1A1 antibody produced in rabbit

[All Photos](#) (1)


Product No.	Clonality	Application	Species Reactivity	Citations	SDS
<a href="#">HPA051334</a>	polyclonal	IF	human		<a href="#">View</a>



### Anti-CSNK2A2 antibody produced in rabbit

[All Photos](#) (1)


Product No.	Clonality	Application	Species Reactivity	Citations	SDS
<a href="#">HPA077719</a>	polyclonal	IF	human		<a href="#">View</a>



### Anti-CSNK1G2 antibody produced in rabbit

**Synonym(s):** Anti-CK1g2, Anti-Casein kinase 1,  $\gamma$  2

[All Photos](#) (5)

Product No.	Clonality	Application	Species Reactivity	Citations	SDS
<a href="#">HPA056572</a>	polyclonal	IF, IHC	human		<a href="#">View</a>
<a href="#">HPA034868</a>	polyclonal	IHC	human		 <a href="#">View</a>




### Anti-CSNK1G3 antibody produced in rabbit

**Synonym(s):** Anti-DKFZp686H2240, Anti-FLJ43261, Anti-casein kinase 1,  $\gamma$  3

[All Photos](#) (1)


Product No.	Clonality	Application	Species Reactivity	Citations	SDS
<a href="#">HPA027010</a>	polyclonal	IHC	human		<a href="#">View</a>

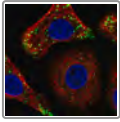


### Anti-CSTA antibody produced in rabbit

**Synonym(s):** Anti-Cystatin-A antibody produced in rabbit, Anti-Cystatin-AS antibody produced in rabbit, Anti-Stefin-A antibody produced in rabbit

[All Photos](#) (8)

Product No.	Clonality	Application	Species Reactivity	Citations	SDS
<a href="#">HPA001031</a>	polyclonal	IF, IHC	human	6	 <a href="#">View</a>



### Anti-CTDNEP1 antibody produced in rabbit

**Synonym(s):** DULLARD, HSA011916, NET56

#### All Photos (1)

Product No.	Clonality	Application	Species Reactivity	Citations	SDS
<a href="#">HPA066466</a>	polyclonal	IF	human		<a href="#">View</a>

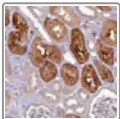


### Anti-CTDP1 antibody produced in rabbit

**Synonym(s):** FCP1, Anti-Ctd (carboxy-terminal domain, rna polymerase ii, polypeptide a) phosphatase, subunit 1, Anti-Fcp1

#### All Photos (2)

Product No.	Clonality	Application	Species Reactivity	Citations	SDS
<a href="#">HPA070389</a>	polyclonal	IF	human		<a href="#">View</a>
<a href="#">HPA040394</a>	polyclonal	IHC	human		<a href="#">View</a>

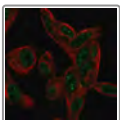


### Anti-CTDSP2 antibody produced in rabbit

**Synonym(s):** Anti-CTD (carboxy-terminal domain, RNA polymerase II, polypeptide A) small phosphatase 2, Anti-OS4, Anti-PSR2, Anti-SCP2

#### All Photos (1)

Product No.	Clonality	Application	Species Reactivity	Citations	SDS
<a href="#">HPA052607</a>	polyclonal	IHC	human		<a href="#">View</a>





### Anti-CTDSP1 antibody produced in rabbit

#### All Photos (1)

Product No.	Clonality	Application	Species Reactivity	Citations	SDS
<a href="#">HPA062654</a>	polyclonal	IF	human		<a href="#">View</a>

## All Photos (17) **Anti-CTH antibody produced in rabbit**

**Synonym(s):** Anti-Cystathionine gamma-lyase, Anti-Gamma-cystathionase

Product No.	Clonality	Application	Species Reactivity	Citations	SDS
<a href="#">HPA021591</a>	polyclonal	IHC	human		 <a href="#">View</a>
<a href="#">HPA023300</a>	polyclonal	IHC	human	7	 <a href="#">View</a>



## **Anti-CTHRC1 antibody produced in rabbit**

### All Photos (6)

Product No.	Clonality	Application	Species Reactivity	Citations	SDS
<a href="#">HPA061896</a>	polyclonal	IF	human		<a href="#">View</a>
<a href="#">HPA059806</a>	polyclonal	IHC	human	1	<a href="#">View</a>



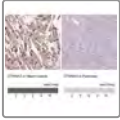
## **Anti-CTNNA1 antibody produced in rabbit**

**Synonym(s):** Anti-CAP102




[Photos](#) (5)

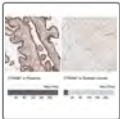
Product No.	Clonality	Application	Species Reactivity	Citations	SDS
<a href="#">HPA063535</a>	polyclonal	IF	human		<a href="#">View</a>
<a href="#">HPA046119</a>	polyclonal	IF, IHC	human	1	<a href="#">View</a>



### Anti-CTNNA3 antibody produced in rabbit



[All Photos](#) (3)

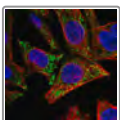
Product No.	Clonality	Application	Species Reactivity	Citations	SDS
<a href="#">HPA061818</a>	polyclonal	IHC	human		 <a href="#">View</a>



### Anti-CTNNB1 antibody produced in rabbit

[All Photos](#) (13)

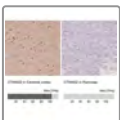
Product No.	Clonality	Application	Species Reactivity	Citations	SDS
<a href="#">HPA029159</a>	polyclonal	IF, IHC	human	8	 <a href="#">View</a>
<a href="#">HPA029160</a>	polyclonal	IF, IHC	human	3	 <a href="#">View</a>



### Anti-CTNNBIP1 antibody produced in rabbit

[All Photos](#) (1)


Product No.	Clonality	Application	Species Reactivity	Citations	SDS
<a href="#">HPA042617</a>	polyclonal	IF	human		<a href="#">View</a>

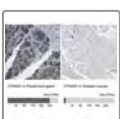


### Anti-CTNND2 antibody produced in rabbit

**Synonym(s):** Anti-GT24, Anti-NPRAP, Anti-catenin (cadherin-associated protein), delta 2

[All Photos](#) (3)

Product No.	Clonality	Application	Species Reactivity	Citations	SDS
<a href="#">HPA015077</a>	polyclonal	IHC	human	1	 <a href="#">View</a>





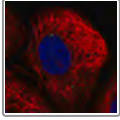
### Anti-CTNND1 antibody produced in rabbit

**Synonym(s):** Anti-CAS, Anti-Cadherin-associated Src substrate, Anti-Catenin delta-1, Anti-p120 catenin, Anti-p120(cas), Anti-p120(ctn), Anti-CTNND, Anti-KIAA0384, Anti-p120, Anti-p120cas, Anti-p120ctn



## All Photos (10)

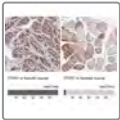
Product No.	Clonality	Application	Species Reactivity	Citations	SDS
<a href="#">HPA015955</a>	polyclonal	IF, IHC	mouse, rat, human	8	 <a href="#">View</a>
<a href="#">HPA015954</a>	polyclonal	IHC	human	1	 <a href="#">View</a>



### Anti-CTNS antibody produced in rabbit


#### All Photos (1)

Product No.	Clonality	Application	Species Reactivity	Citations	SDS
<a href="#">HPA046947</a>	polyclonal	IF	human		<a href="#">View</a>



### Anti-CTPS1 antibody produced in rabbit

#### All Photos (4)

Product No.	Clonality	Application	Species Reactivity	Citations	SDS
<a href="#">HPA051322</a>	polyclonal	IF, IHC	human		 <a href="#">View</a>

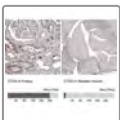


### Anti-CTPS2 antibody produced in rabbit

**Synonym(s):** Anti-CTP synthase 2, Anti-CTP synthetase 2, Anti-UTP--ammonia ligase 2

#### All Photos (7)


Product No.	Clonality	Application	Species Reactivity	Citations	SDS
<a href="#">HPA017437</a>	polyclonal	IF, IHC	rat, human	6	<a href="#">View</a>



### Anti-CTSA antibody produced in rabbit

**Synonym(s):** Anti-GSL, Anti-PPGB, Anti-cathepsin A

#### All Photos (7)


Product No.	Clonality	Application	Species Reactivity	Citations	SDS
<a href="#">HPA031068</a>	polyclonal	IF, IHC	human	1	 <a href="#">View</a>

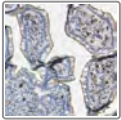


### Anti-CTSB antibody produced in rabbit

**Synonym(s):** Anti-APP secretase, Anti-APPS, Anti-Cathepsin B precursor, Anti-Cathepsin B1

[All Photos](#) (6)

Product No.	Clonality	Application	Species Reactivity	Citations	SDS
<a href="#">HPA018156</a>	polyclonal	IF, IHC	human	13	 <a href="#">View</a>

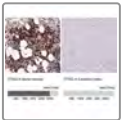


### Anti-CTSD antibody produced in rabbit

**Synonym(s):** Anti-Cathepsin D precursor antibody produced in rabbit

[All Photos](#) (5)


Product No.	Clonality	Application	Species Reactivity	Citations	SDS
<a href="#">HPA003001</a>	polyclonal	IHC	human	1	<a href="#">View</a>

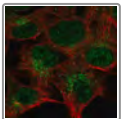


### Anti-CTSG antibody produced in rabbit

**Synonym(s):** Anti-CG

[All Photos](#) (5)

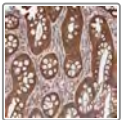
Product No.	Clonality	Application	Species Reactivity	Citations	SDS
<a href="#">HPA047737</a>	polyclonal	IHC	human	1	 <a href="#">View</a>



### Anti-CTSK antibody produced in rabbit

[All Photos](#) (1)

Product No.	Clonality	Application	Species Reactivity	Citations	SDS
<a href="#">HPA050346</a>	polyclonal	IF	human		<a href="#">View</a>



### Anti-CTTN antibody produced in rabbit

**Synonym(s):** Anti-EMS1

[All Photos](#) (6)

Product No.	Clonality	Application	Species Reactivity	Citations	SDS
<a href="#">HPA057242</a>	polyclonal	IF, IHC	human	1	<a href="#">View</a>




### Anti-CTTNBP2NL antibody produced in rabbit

**Synonym(s):** Anti-CTTNBP2 N-terminal-like protein

## All Photos (2)


Product No.	Clonality	Application	Species Reactivity	Citations	SDS
<a href="#">HPA007301</a>	polyclonal	IF, IHC	human	1	<a href="#">View</a>



### Anti-CUBN

**Synonym(s):** IFCR, MGA1, gp280

## All Photos (6)


Product No.	Clonality	Application	Species Reactivity	Citations	SDS
<a href="#">HPA043854</a>	polyclonal	IHC	human		 <a href="#">View</a>

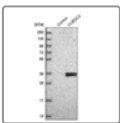


### Anti-CUBN antibody produced in rabbit

**Synonym(s):** IFCR, MGA1, gp280

## All Photos (6)


Product No.	Clonality	Application	Species Reactivity	Citations	SDS
<a href="#">HPA004133</a>	polyclonal	IHC	human	2	 <a href="#">View</a>




### Anti-CUEDC2 antibody produced in rabbit

**Synonym(s):** Anti-C10orf66, Anti-CUE domain containing 2, Anti-MGC2491

## All Photos (4)


Product No.	Clonality	Application	Species Reactivity	Citations	SDS
<a href="#">HPA041829</a>	polyclonal	IF	human		<a href="#">View</a>
<a href="#">HPA036544</a>	polyclonal	IF, IHC	human		 <a href="#">View</a>




### Anti-CUTC antibody produced in rabbit

**Synonym(s):** Anti-CGI-32, Anti-CutC copper transporter homolog (*E. coli*)

## All Photos (3)



Product No.	Clonality	Application	Species Reactivity	Citations	SDS
<a href="#">HPA038619</a>	polyclonal	IF, IHC	human		 <a href="#">View</a>

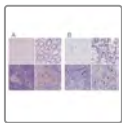


## Anti-CXADR antibody produced in rabbit

**Synonym(s):** Anti-CAR, Anti-coxsackie virus and adenovirus receptor, Anti-CVB3-binding protein antibody produced in rabbit, Anti-Coxsackievirus B-adenovirus receptor antibody produced in rabbit, Anti-Coxsackievirus and adenovirus receptor precursor antibody produced in rabbit, Anti-HCVADR antibody produced in rabbit, Anti-hCAR antibody produced in rabbit

[All Photos](#) (15)


Product No.	Clonality	Application	Species Reactivity	Citations	SDS
<a href="#">HPA030411</a>	polyclonal	IF, IHC	human	2	 <a href="#">View</a>
<a href="#">HPA003342</a>	polyclonal	IHC	human	4	<a href="#">View</a>
<a href="#">HPA030412</a>	polyclonal	IHC	human		 <a href="#">View</a>



## Anti-CXCR2 antibody produced in rabbit

**Synonym(s):** Anti-CD182, Anti-CMKAR2, Anti-IL8RB

[All Photos](#) (6)


Product No.	Clonality	Application	Species Reactivity	Citations	SDS
<a href="#">HPA031999</a>	polyclonal	IHC	human	1	 <a href="#">View</a>

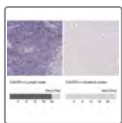


## Anti-CXCR5 antibody produced in rabbit

**Synonym(s):** Anti-BLR1, Anti-CD185, Anti-MDR15

[All Photos](#) (4)


Product No.	Clonality	Application	Species Reactivity	Citations	SDS
<a href="#">HPA042432</a>	polyclonal	IHC	human	2	 <a href="#">View</a>



## Anti-CXCR3 antibody produced in rabbit

**Synonym(s):** Anti-CD183, Anti-CKR-L2, Anti-CMKAR3, Anti-GPR9, Anti-IP10-R, Anti-MigR

[All Photos](#) (5)

Product No.	Clonality	Application	Species Reactivity	Citations	SDS
<a href="#">HPA045942</a>	polyclonal	IHC	human		 <a href="#">View</a>



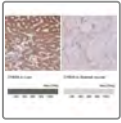
## Anti-CXXC5 antibody produced in rabbit

**Synonym(s):** Anti-CXXC finger 5, Anti-HSPC195, Anti-RINF, Anti-WID

[All Photos](#) (3)



Product No.	Clonality	Application	Species Reactivity	Citations	SDS
<a href="#">HPA058148</a>	polyclonal	IF	human		<a href="#">View</a>

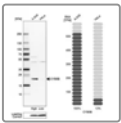
Product No.	Clonality	Application	Species Reactivity	Citations	SDS
<a href="#">HPA036508</a>	polyclonal	IHC	human		<a href="#">View</a>



### Anti-CYB5A antibody produced in rabbit

[All Photos](#) (11)


Product No.	Clonality	Application	Species Reactivity	Citations	SDS
<a href="#">HPA047548</a>	polyclonal	IF, IHC	human		 <a href="#">View</a>
<a href="#">HPA058547</a>	polyclonal	IF, IHC	human	2	 <a href="#">View</a>



### Anti-CYB5B antibody produced in rabbit

**Synonym(s):** Anti-Cytochrome b5 outer mitochondrial membrane isoform, Anti-Cytochrome b5 type B precursor

[All Photos](#) (3)

Product No.	Clonality	Application	Species Reactivity	Citations	SDS
<a href="#">HPA007893</a>	polyclonal	IF, IHC	human	4	 <a href="#">View</a>



### Anti-CYB561D1 antibody produced in rabbit

**Synonym(s):** Anti-Cytochrome b561 domain-containing protein 1


[All Photos](#) (2)

Product No.	Clonality	Application	Species Reactivity	Citations	SDS
<a href="#">HPA027028</a>	polyclonal	IHC	human		<a href="#">View</a>

**All**  
**Photos** (11)

**Anti-CYB5R1 antibody produced in rabbit**


**Synonym(s):** Anti-NAD(P)H:quinone oxidoreductase type 3, polypeptide A2 antibody produced in rabbit

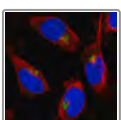
Product No.	Clonality	Application	Species Reactivity	Citations	SDS
<a href="#">HPA014147</a>	polyclonal	IHC	human	2	 <a href="#">View</a>
<a href="#">HPA010641</a>	polyclonal	IHC	human	1	 <a href="#">View</a>



**Anti-CYB5R2**

**All Photos** (3)

Product No.	Clonality	Application	Species Reactivity	Citations	SDS
<a href="#">HPA061707</a>	polyclonal	IHC	human		 <a href="#">View</a>

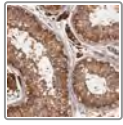


**Anti-CYB5R2 antibody produced in rabbit**

**Synonym(s):** Anti-Cytochrome b5 reductase 2

## All Photos (2)

Product No.	Clonality	Application	Species Reactivity	Citations	SDS
<a href="#">HPA038962</a>	polyclonal	IF	human		<a href="#">View</a>

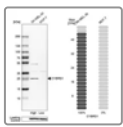


### Anti-CYB5R3 antibody produced in rabbit

**Synonym(s):** Anti-B5R antibody produced in rabbit, Anti-Cytochrome b<sub>5</sub> reductase 3 antibody produced in rabbit, Anti-Diaphorase-1 antibody produced in rabbit, Anti-NADH-cytochrome b<sub>5</sub> reductase antibody produced in rabbit


## All Photos (3)

Product No.	Clonality	Application	Species Reactivity	Citations	SDS
<a href="#">HPA001566</a>	polyclonal	IF, IHC	human	4	<a href="#">View</a>



### Anti-CYBRD1 antibody produced in rabbit

## All Photos (3)

Product No.	Clonality	Application	Species Reactivity	Citations	SDS
<a href="#">HPA056736</a>	polyclonal	IF	human		<a href="#">View</a>
<a href="#">HPA014757</a>	polyclonal	IHC	human	7	 <a href="#">View</a>

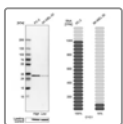


### Anti-CYB5RL antibody produced in rabbit

**Synonym(s):** Anti-LOC606495, Anti-cytochrome b5 reductase-like

## All Photos (3)


Product No.	Clonality	Application	Species Reactivity	Citations	SDS
<a href="#">HPA060463</a>	polyclonal	IF	human		<a href="#">View</a>
<a href="#">HPA042671</a>	polyclonal	IF, IHC	human		<a href="#">View</a>



### Anti-CYC1 antibody produced in rabbit

**Synonym(s):** Anti-Cytochrome c-1 antibody produced in rabbit, Anti-Cytochrome c1 heme protein, mitochondrial precursor antibody produced in rabbit

## All Photos (7)

Product No.	Clonality	Application	Species Reactivity	Citations	SDS
<a href="#">HPA001247</a>	polyclonal	IF, IHC	human, mouse, rat	8	 <a href="#">View</a>




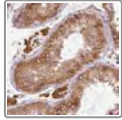
### Anti-CYP17A1 antibody produced in rabbit



**Synonym(s):** Anti-CPT7, Anti-CYP17, Anti-P450C17, Anti-S17AH, Anti-cytochrome P450, family 17, subfamily A, polypeptide 1

[Photos](#) (4)

Product No.	Clonality	Application	Species Reactivity	Citations	SDS
<a href="#">HPA048533</a>	polyclonal	IHC	human	1	 <a href="#">View</a>



### Anti-CYP20A1 antibody produced in rabbit

**Synonym(s):** Anti-CYP-M

[All Photos](#) (3)



Product No.	Clonality	Application	Species Reactivity	Citations	SDS
<a href="#">HPA058461</a>	polyclonal	IHC	human		<a href="#">View</a>
<a href="#">HPA055872</a>	polyclonal	IF, IHC	human		<a href="#">View</a>

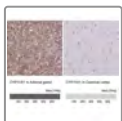


### Anti-CYP51A1 antibody produced in rabbit

**Synonym(s):** Anti-CP51, Anti-CYP51, Anti-CYPL1, Anti-LDM, Anti-cytochrome P450, family 51, subfamily A, polypeptide 1

[All Photos](#) (15)


Product No.	Clonality	Application	Species Reactivity	Citations	SDS
<a href="#">HPA043508</a>	polyclonal	IF, IHC	human		 <a href="#">View</a>
<a href="#">HPA041325</a>	polyclonal	IF, IHC	human	1	 <a href="#">View</a>

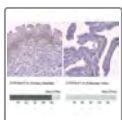


### Anti-CYP11A1 antibody produced in rabbit

**Synonym(s):** Anti-CYPXIA1, Anti-Cholesterol desmolase, Anti-Cholesterol side-chain cleavage enzyme, Anti-Cytochrome P450 11A1, mitochondrial precursor, Anti-P450(scc)

[All Photos](#) (4)

Product No.	Clonality	Application	Species Reactivity	Citations	SDS
<a href="#">HPA016436</a>	polyclonal	IHC	human	11	 <a href="#">View</a>




### Anti-CYP24A1 antibody produced in rabbit

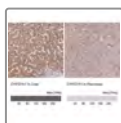
**Synonym(s):** Anti-1,25-dihydroxyvitamin D, Anti-24-OHase, Anti-Cytochrome P450 24A1, Anti-P450-CC24, Anti-Vitamin D(3)

[All Photos](#) (8)

Product No.	Clonality	Application	Species Reactivity	Citations	SDS
<a href="#">HPA063771</a>	polyclonal	IF	human		<a href="#">View</a>




Product No.	Clonality	Application	Species Reactivity	Citations	SDS
<a href="#">HPA022261</a>	polyclonal	IF, IHC	human	4	 <a href="#">View</a>



### Anti-CYP27A1 antibody produced in rabbit

**Synonym(s):** Anti-CP27, Anti-CTX, Anti-CYP27

[All Photos](#) (7)



Product No.	Clonality	Application	Species Reactivity	Citations	SDS
<a href="#">HPA059155</a>	polyclonal	IF, IHC	human		 <a href="#">View</a>

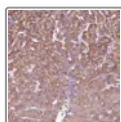


### Anti-CYP21A2 antibody produced in rabbit

**Synonym(s):** Anti-CA21H, Anti-CAH1, Anti-CPS1, Anti-CYP21, Anti-CYP21B, Anti-P450c21B, Anti-cytochrome P450, family 21, subfamily A, polypeptide 2

[All Photos](#) (14)

Product No.	Clonality	Application	Species Reactivity	Citations	SDS
<a href="#">HPA048979</a>	polyclonal	IHC	human	1	 <a href="#">View</a>
<a href="#">HPA053371</a>	polyclonal	IHC	human	2	 <a href="#">View</a>



### Anti-CYP3A43 antibody produced in rabbit

[All Photos](#) (1)

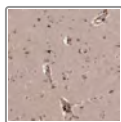
Product No.	Clonality	Application	Species Reactivity	Citations	SDS
<a href="#">HPA066463</a>	polyclonal	IHC	human		<a href="#">View</a>



### Anti-CYP11B1 antibody produced in rabbit

[All Photos](#) (4)

Product No.	Clonality	Application	Species Reactivity	Citations	SDS
<a href="#">HPA056348</a>	polyclonal	IHC	human	2	<a href="#">View</a>




### Anti-CYP1B1 antibody produced in rabbit

**Synonym(s):** Anti-CP1B, Anti-GLC3A, Anti-cytochrome P450, family 1, subfamily B, polypeptide 1

[All Photos](#) (4)


Product No.	Clonality	Application	Species Reactivity	Citations	SDS
<a href="#">HPA026863</a>	polyclonal	IHC	human	7	<a href="#">View</a>




### Anti-CYP4B1 antibody produced in rabbit

**Synonym(s):** Anti-CYP4B1 antibody produced in rabbit, Anti-Cytochrome P450 4B1 antibody produced in rabbit, Anti-P450-HP antibody produced in rabbit

[All Photos](#) (2)

Product No.	Clonality	Application	Species Reactivity	Citations	SDS
<a href="#">HPA004331</a>	polyclonal	IHC	human	4	 <a href="#">View</a>



### Anti-CYP26B1 antibody produced in rabbit

**Synonym(s):** Anti-Cytochrome P450 26B1, Anti-P450 26A2, Anti-P450 retinoic acid-inactivating 2, Anti-P450RAI-2, Anti-Retinoic acid-metabolizing cytochrome

[All Photos](#) (2)

Product No.	Clonality	Application	Species Reactivity	Citations	SDS
<a href="#">HPA012567</a>	polyclonal	IF, IHC	human	6	<a href="#">View</a>

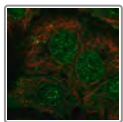


### Anti-CYP7B1 antibody produced in rabbit

**Synonym(s):** Anti-25-Hydroxycholesterol 7-alpha-hydroxylase, Anti-Cytochrome P450 7B1, Anti-Oxysterol 7-alpha-hydroxylase

[All Photos](#) (1)

Product No.	Clonality	Application	Species Reactivity	Citations	SDS
<a href="#">HPA017761</a>	polyclonal	IHC	human	1	<a href="#">View</a>



### Anti-CYP2B6 antibody produced in rabbit

[All Photos](#) (1)



Product No.	Clonality	Application	Species Reactivity	Citations	SDS
<a href="#">HPA062973</a>	polyclonal	IF	human		<a href="#">View</a>



### Anti-CYP2C8 antibody produced in rabbit

**Synonym(s):** Anti-CYP2C8, Anti-Cytochrome P450 2C8, Anti-P450 IIC2, Anti-P450 MP- 12/MP-20, Anti-P450 form 1, Anti-S-mephenytoin 4-hydroxylase

[All Photos](#) (14)

Product No.	Clonality	Application	Species Reactivity	Citations		SDS
<a href="#">HPA013970</a>	polyclonal	IHC	human	3		<a href="#">View</a>
<a href="#">HPA013547</a>	polyclonal	IHC, WB	human	1		<a href="#">View</a>



### Anti-CYP2C9 antibody produced in rabbit

**Synonym(s):** Anti-CYP2C10, Anti-P450IIC9

[All Photos](#) (2)


Product No.	Clonality	Application	Species Reactivity	Citations		SDS
<a href="#">HPA015066</a>	polyclonal	IHC	human	6		<a href="#">View</a>



### Anti-CYP2D6 antibody produced in rabbit

**Synonym(s):** Anti-CPD6, Anti-CYP2D, Anti-CYP2D7AP, Anti-CYP2D7BP, Anti-CYP2D7P2, Anti-CYP2D8P2, Anti-CYP2DL1, Anti-Cytochrome P450, Family 2, Subfamily D, Polypeptide 6, Anti-P450-DB1, Anti-P450C2D

[All Photos](#) (4)



Product No.	Clonality	Application	Species Reactivity	Citations		SDS
<a href="#">HPA045223</a>	polyclonal	IHC	human			<a href="#">View</a>



### Anti-CYP2E1 antibody produced in rabbit

**Synonym(s):** Anti-CYP2E, Anti-NHN1, Anti-cytochrome P450, family 2, subfamily E, polypeptide 1, Anti-CYPIIE1 antibody produced in rabbit, Anti-Cytochrome P450 2E1 antibody produced in rabbit, Anti-P450-J antibody produced in rabbit

[All Photos](#) (15)

Product No.	Clonality	Application	Species Reactivity	Citations		SDS
<a href="#">HPA029564</a>	polyclonal	IHC	human	1		<a href="#">View</a>
<a href="#">HPA009128</a>	polyclonal	IHC	rat, human, mouse	18		<a href="#">View</a>

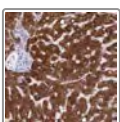


### Anti-CYP4F11 antibody produced in rabbit

**Synonym(s):** Anti-CYPIVF11, Anti-Cytochrome P450 4F11

[All Photos](#) (2)

Product No.	Clonality	Application	Species Reactivity	Citations		SDS
<a href="#">HPA017265</a>	polyclonal	IHC	human	4		<a href="#">View</a>

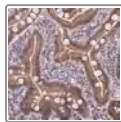


### Anti-CYP4F2 antibody produced in rabbit

**Synonym(s):** Anti-CYPIVF2, Anti-Cytochrome P450 4F2, Anti-Cytochrome P450-LTB-omega, Anti-Leukotriene-B(4) 20-monooxygenase, Anti-Leukotriene-B(4) omega-hydroxylase

## All Photos (2)

Product No.	Clonality	Application	Species Reactivity	Citations	SDS
<a href="#">HPA014048</a>	polyclonal	IHC	human	6	<a href="#">View</a>
<a href="#">HPA058960</a>	polyclonal	IHC	human		<a href="#">View</a>



### Anti-CYP2R1 antibody produced in rabbit

**Synonym(s):** Anti-cytochrome P450, family 2, subfamily R, polypeptide 1

## All Photos (1)

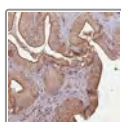
Product No.	Clonality	Application	Species Reactivity	Citations	SDS
<a href="#">HPA042949</a>	polyclonal	IHC	human		<a href="#">View</a>



### Anti-CYP2S1 antibody produced in rabbit

## All Photos (2)

Product No.	Clonality	Application	Species Reactivity	Citations	SDS
<a href="#">HPA049227</a>	polyclonal	IF	human		<a href="#">View</a>
<a href="#">HPA069248</a>	polyclonal	IHC	human		<a href="#">View</a>



### Anti-CYP2U1 antibody produced in rabbit

## All Photos (3)

Product No.	Clonality	Application	Species Reactivity	Citations	SDS
<a href="#">HPA064827</a>	polyclonal	IF	human		<a href="#">View</a>
<a href="#">HPA041622</a>	polyclonal	IHC	human		<a href="#">View</a>
<a href="#">HPA046754</a>	polyclonal	IHC	human		<a href="#">View</a>

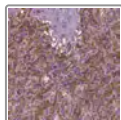
**All Photos** (1) **Anti-CYTH2 antibody produced in rabbit**

**Synonym(s):** ARNO, CTS18.1, PSCD2, PSCD2L, Sec7p-L, cytohesin-2

---

Product No.	Clonality	Application	Species Reactivity	Citations	SDS
<a href="#">HPA060662</a>	polyclonal	IF	human		<a href="#">View</a>

---



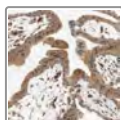
**Anti-CYTH4 antibody produced in rabbit**

**All Photos** (1)

---

Product No.	Clonality	Application	Species Reactivity	Citations	SDS
<a href="#">HPA071573</a>	polyclonal	IHC	human		<a href="#">View</a>

---



**Anti-CYTH3 antibody produced in rabbit**

**All Photos** (5)

---

Product No.	Clonality	Application	Species Reactivity	Citations	SDS
<a href="#">HPA013979</a>	polyclonal	IHC	human	5	<a href="#">View</a>



### Anti-CYTIP antibody produced in rabbit

**Synonym(s):** Anti-CASP, Anti-CYBR, Anti-Cytohesin binder and regulator, Anti-Cytohesin-binding protein HE, Anti-Cytohesin-interacting protein, Anti-PSCDBP antibody produced in rabbit, Anti-Pleckstrin homology Sec7 and coiled-coil domains-binding protein

[All Photos](#) (2)

Product No.	Clonality	Application	Species Reactivity	Citations	SDS
<a href="#">HPA007191</a>	polyclonal	IF, IHC	human	2	<a href="#">View</a>

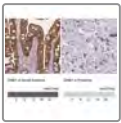


### Anti-DAAM1 antibody produced in rabbit

**Synonym(s):** Anti-Disheveled-associated activator of morphogenesis 1


[All Photos](#) (3)

Product No.	Clonality	Application	Species Reactivity	Citations	SDS
<a href="#">HPA064789</a>	polyclonal	IF	human		<a href="#">View</a>
<a href="#">HPA026605</a>	polyclonal	IF, IHC	human	1	<a href="#">View</a>



### Anti-DAB1 antibody produced in rabbit

[All Photos](#) (7)


Product No.	Clonality	Application	Species Reactivity	Citations	SDS
<a href="#">HPA067495</a>	polyclonal	IF	human		<a href="#">View</a>
<a href="#">HPA052033</a>	polyclonal	IF, IHC	human	3	 <a href="#">View</a>



### Anti-DAB2 antibody produced in rabbit

**Synonym(s):** Anti-DOC-2

[All Photos](#) (6)

Product No.	Clonality	Application	Species Reactivity	Citations	SDS
<a href="#">HPA028888</a>	polyclonal	IF, IHC	human	1	 <a href="#">View</a>

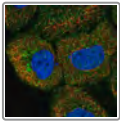


### Anti-DAGLA antibody produced in rabbit

**Synonym(s):** Anti-C11orf11, Anti-DAGLALPHA, Anti-KIAA0659, Anti-NSDDR

[All Photos](#) (5)

Product No.	Clonality	Application	Species Reactivity	Citations	SDS
<a href="#">HPA062497</a>	polyclonal	IHC	mouse, human	1	<a href="#">View</a>



### Anti-DAGLB antibody produced in rabbit

[All Photos](#) (2)

Product No.	Clonality	Application	Species Reactivity	Citations	SDS
<a href="#">HPA069377</a>	polyclonal	IF	human		<a href="#">View</a>

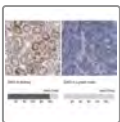


### Anti-DALRD3 antibody produced in rabbit

**Synonym(s):** Anti-DALR anticodon binding domain containing 3, Anti-FLJ10496

[All Photos](#) (3)


Product No.	Clonality	Application	Species Reactivity	Citations	SDS
<a href="#">HPA036862</a>	polyclonal	IF, IHC	human		<a href="#">View</a>



### Anti-DAO antibody produced in rabbit

**Synonym(s):** Anti-D-amino-acid oxidase, Anti-DAMOX

[All Photos](#) (6)

Product No.	Clonality	Application	Species Reactivity	Citations	SDS
<a href="#">HPA038654</a>	polyclonal	IHC	human	3	 <a href="#">View</a>
<a href="#">HPA038653</a>	polyclonal	IHC	human	2	<a href="#">View</a>

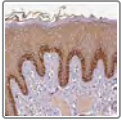


### Anti-DAPK3 antibody produced in rabbit

**Synonym(s):** Anti-Death-associated protein kinase 3, Anti-Zip, Anti-Zipk

[All Photos](#) (3)

Product No.	Clonality	Application	Species Reactivity	Citations	SDS
<a href="#">HPA064809</a>	polyclonal	IF	human		<a href="#">View</a>
<a href="#">HPA028569</a>	polyclonal	IHC	human		<a href="#">View</a>

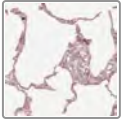


### Anti-DAPK1 antibody produced in rabbit

**Synonym(s):** Anti-DAPK

[All Photos](#) (2)

Product No.	Clonality	Application	Species Reactivity	Citations	SDS
<a href="#">HPA048436</a>	polyclonal	IHC	human	1	<a href="#">View</a>
<a href="#">HPA040472</a>	polyclonal	IHC	human		<a href="#">View</a>



### Anti-DAPP1 antibody produced in rabbit

**Synonym(s):** Anti-BAM32

[All Photos](#) (1)



Product No.	Clonality	Application	Species Reactivity	Citations	SDS
<a href="#">HPA046074</a>	polyclonal	IHC	human		<a href="#">View</a>



### Anti-DARS2 antibody produced in rabbit

**Synonym(s):** Anti-AspRS, Anti-Aspartate--tRNA ligase, Anti-Aspartyl-tRNA synthetase, mitochondrial

[All Photos](#) (13)

Product No.	Clonality	Application	Species Reactivity	Citations	SDS
<a href="#">HPA026528</a>	polyclonal	IF, IHC	human	4	 <a href="#">View</a>
<a href="#">HPA026506</a>	polyclonal	IHC	human	4	 <a href="#">View</a>

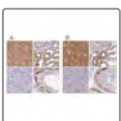


### Anti-DBF4B antibody produced in rabbit

**Synonym(s):** Anti-ASKL1, Anti-DBF4 homolog B (S. cerevisiae), Anti-DRF1, Anti-FLJ13087, Anti-ZDBF1B, Anti-chifb

[All Photos](#) (2)

Product No.	Clonality	Application	Species Reactivity	Citations	SDS
<a href="#">HPA048465</a>	polyclonal	IF, IHC	human		<a href="#">View</a>





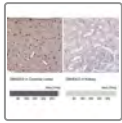
### Anti-DBN1 antibody produced in rabbit

**Synonym(s):** Anti-DOS117E

[All Photos](#) (13)




Product No.	Clonality	Application	Species Reactivity	Citations	SDS
<a href="#">HPA056940</a>	polyclonal	IHC	human		 <a href="#">View</a>
<a href="#">HPA051452</a>	polyclonal	IF, IHC	human		 <a href="#">View</a>



### Anti-DBNDD2 antibody produced in rabbit

**Synonym(s):** Anti-C20orf35, Anti-Dysbindin (Dystrobrevin Binding Protein 1) Domain Containing 2, Anti-HSMNP1

[All Photos](#) (5)



Product No.	Clonality	Application	Species Reactivity	Citations	SDS
<a href="#">HPA043991</a>	polyclonal	IF, IHC	human	1	 <a href="#">View</a>



### Anti-DBNL antibody produced in rabbit

**Synonym(s):** Anti-HIP-55, Anti-SH3P7, Anti-drebrin-like, Anti-Cervical SH3P7, Anti-Cervical mucin-associated protein, Anti-Drebrin-F, Anti-Drebrin-like protein, Anti-HPK1-interacting protein of 55 kDa, Anti-SH3 domain-containing protein 7

[All Photos](#) (16)




Product No.	Clonality	Application	Species Reactivity	Citations	SDS
<a href="#">HPA027735</a>	polyclonal	IHC	mouse, rat, human	1	 <a href="#">View</a>
<a href="#">HPA020265</a>	polyclonal	IHC	mouse, human, rat	6	 <a href="#">View</a>

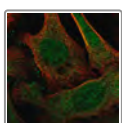


### Anti-DBT antibody produced in rabbit

**Synonym(s):** Anti-BCKAD E2 subunit, Anti-Dihydrolipoamide branched chain transacylase, Anti-Dihydrolipoyllysine-residue (2-methylpropanoyl), Anti-Lipoamide acyltransferase component of branched-chain alpha-keto acid dehydrogenase complex, mitochondrial

[All Photos](#) (28)

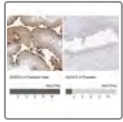
Product No.	Clonality	Application	Species Reactivity	Citations	SDS
<a href="#">HPA026485</a>	polyclonal	IF, IHC	human, rat, mouse	1	 <a href="#">View</a>
<a href="#">HPA026481</a>	polyclonal	IHC	human		 <a href="#">View</a>
<a href="#">HPA026533</a>	polyclonal	IHC	human		 <a href="#">View</a>



### Anti-DCAF6 antibody produced in rabbit

[All Photos](#) (1)



Product No.	Clonality	Application	Species Reactivity	Citations	SDS
<a href="#">HPA054305</a>	polyclonal	IF	human		<a href="#">View</a>

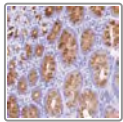


### Anti-DCDC2 antibody produced in rabbit

**Synonym(s):** Anti-DCDC2A, Anti-Fbl14, Anti-KIAA1154, Anti-MGC40195, Anti-RU2, Anti-doublecortin domain containing 2

#### All Photos (12)

Product No.	Clonality	Application	Species Reactivity	Citations	SDS
<a href="#">HPA031584</a>	polyclonal	IF	human		<a href="#">View</a>
<a href="#">HPA031582</a>	polyclonal	IF, IHC	human	1	 <a href="#">View</a>
<a href="#">HPA031583</a>	polyclonal	IF, IHC	human		 <a href="#">View</a>



### Anti-DCDC2B antibody produced in rabbit

**Synonym(s):** Anti-Doublecortin Domain Containing 2B

#### All Photos (1)

Product No.	Clonality	Application	Species Reactivity	Citations	SDS
<a href="#">HPA045832</a>	polyclonal	IHC	human		<a href="#">View</a>

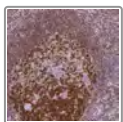


### Anti-DCHS1 antibody produced in rabbit

**Synonym(s):** Anti-CDH25, Anti-CDHR6, Anti-FIB1, Anti-FLJ11790, Anti-KIAA1773, Anti-PCDH16, Anti-dachsous 1 (Drosophila)

#### All Photos (3)

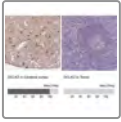
Product No.	Clonality	Application	Species Reactivity	Citations	SDS
<a href="#">HPA017970</a>	polyclonal	IF, IHC	human	4	<a href="#">View</a>
<a href="#">HPA050246</a>	polyclonal	IHC	human		<a href="#">View</a>



### Anti-DCK antibody produced in rabbit

#### All Photos (3)


Product No.	Clonality	Application	Species Reactivity	Citations	SDS
<a href="#">HPA059609</a>	polyclonal	IF	human		<a href="#">View</a>
<a href="#">HPA062773</a>	polyclonal	IHC	human		<a href="#">View</a>

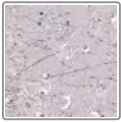


### Anti-DCLK2 antibody produced in rabbit

**Synonym(s):** Anti-Doublecortin-like and CAM kinase-like 2, Anti-Doublecortin-like kinase 2, Anti-Serine/threonine-protein kinase DCLK2

**All Photos** (3)

Product No.	Clonality	Application	Species Reactivity	Citations	SDS
<a href="#">HPA015770</a>	polyclonal	IHC	human		<a href="#">View</a>



### Anti-DCLK3 antibody produced in rabbit

**Synonym(s):** DCAMKL3, DCDC3C, KIAA1765

**All Photos** (1)



Product No.	Clonality	Application	Species Reactivity	Citations	SDS
<a href="#">HPA040685</a>	polyclonal	IHC	human		<a href="#">View</a>

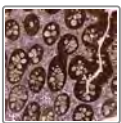


### Anti-DCN antibody produced in rabbit

**Synonym(s):** Anti-Bone proteoglycan II antibody produced in rabbit, Anti-Decorin precursor antibody produced in rabbit, Anti-PG-S2 antibody produced in rabbit, Anti-PG40 antibody produced in rabbit

**All Photos** (9)

Product No.	Clonality	Application	Species Reactivity	Citations	SDS
<a href="#">HPA064736</a>	polyclonal	IHC	human	1	 <a href="#">View</a>
<a href="#">HPA003315</a>	polyclonal	IHC	human	5	 <a href="#">View</a>

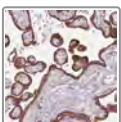


### Anti-DCTN5 antibody produced in rabbit

**Synonym(s):** Anti-Dynactin 5 (p25), Anti-Mgc3248, Anti-P25

**All Photos** (4)

Product No.	Clonality	Application	Species Reactivity	Citations	SDS
<a href="#">HPA063710</a>	polyclonal	IF	human		<a href="#">View</a>
<a href="#">HPA042003</a>	polyclonal	IHC	human		<a href="#">View</a>




### Anti-DCTN4 antibody produced in rabbit

**All Photos** (2)

Product No.	Clonality	Application	Species Reactivity	Citations	SDS
<a href="#">HPA038026</a>	polyclonal	IHC	human		<a href="#">View</a>

## All Photos (5) **Anti-DCTN6 antibody produced in rabbit**

**Synonym(s):** Anti-Dynactin subunit 6, Anti-Dynactin subunit p27, Anti-Protein WS-3



Product No.	Clonality	Application	Species Reactivity	Citations	SDS
<a href="#">HPA024049</a>	polyclonal	IHC, WB	human		<a href="#">View</a>
<a href="#">HPA024558</a>	polyclonal	IHC	human, mouse, rat		<a href="#">View</a>



## **Anti-DCTN2 antibody produced in rabbit**

**Synonym(s):** Anti-Dctn-50, Anti-Dynactin 2 (p50), Anti-Rbp50

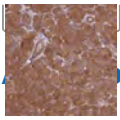
## All Photos (15)

Product No.	Clonality	Application	Species Reactivity	Citations	SDS
<a href="#">HPA040040</a>	polyclonal	IHC	rat, mouse, human	2	 <a href="#">View</a>
<a href="#">HPA039715</a>	polyclonal	IF, IHC	human, rat, mouse	5	 <a href="#">View</a>



## **Anti-DCTN3 antibody produced in rabbit**

**Synonym(s):** Anti-DCTN-22, Anti-Dynactin 3 (P22)



[Photos](#) (2)

Product No.	Clonality	Application	Species Reactivity	Citations	SDS
<a href="#">HPA044905</a>	polyclonal	IF, IHC	human	2	<a href="#">View</a>




### Anti-DCTN5 antibody produced in rabbit

**Synonym(s):** Anti-Dynactin 5 (p25), Anti-Mgc3248, Anti-P25

[All Photos](#) (4)



Product No.	Clonality	Application	Species Reactivity	Citations	SDS
<a href="#">HPA063710</a>	polyclonal	IF	human		<a href="#">View</a>
<a href="#">HPA042003</a>	polyclonal	IHC	human		<a href="#">View</a>

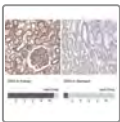


### Anti-DCXR antibody produced in rabbit

**Synonym(s):** Anti-Carbonyl reductase II, Anti-Dicarbonyl/L-xylulose reductase, Anti-Kidney dicarbonyl reductase, Anti-L-xylulose reductase, Anti-Sperm surface protein P34H, Anti-XR, Anti-kiDCR

[All Photos](#) (8)



Product No.	Clonality	Application	Species Reactivity	Citations	SDS
<a href="#">HPA023863</a>	polyclonal	IHC	human		 <a href="#">View</a>
<a href="#">HPA023371</a>	polyclonal	IHC	human	1	 <a href="#">View</a>

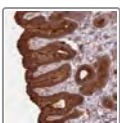


### Anti-DDO antibody produced in rabbit

**Synonym(s):** Anti-D-aspartate oxidase

[All Photos](#) (16)

Product No.	Clonality	Application	Species Reactivity	Citations	SDS
<a href="#">HPA037526</a>	polyclonal	IF, IHC	human		 <a href="#">View</a>
<a href="#">HPA037525</a>	polyclonal	IF, IHC	human		 <a href="#">View</a>

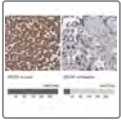


### Anti-DDX19B antibody produced in rabbit

**Synonym(s):** Anti-DBP5, Anti-DDX19

[All Photos](#) (2)




Product No.	Clonality	Application	Species Reactivity	Citations	SDS
<a href="#">HPA046380</a>	polyclonal	IHC	human	1	<a href="#">View</a>

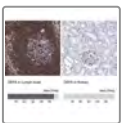


## Anti-DECR1 antibody produced in rabbit

**Synonym(s):** Anti-2,4-dienoyl-CoA reductase [NADPH], Anti-2,4-dienoyl-CoA reductase, mitochondrial, Anti-4-enoyl-CoA reductase [NADPH]

**All Photos** (23)


Product No.	Clonality	Application	Species Reactivity	Citations	SDS
<a href="#">HPA023160</a>	polyclonal	IHC	human	2	 <a href="#">View</a>
<a href="#">HPA023238</a>	polyclonal	IHC	human	3	 <a href="#">View</a>
<a href="#">HPA023162</a>	polyclonal	IF, IHC	human	2	 <a href="#">View</a>

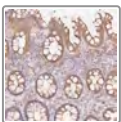


## Anti-DEF6 antibody produced in rabbit

**Synonym(s):** Anti-Differentially expressed in FDCP 6 homolog (mouse), Anti-IBP, Anti-SLAT, Anti-SWAP70L

**All Photos** (7)

Product No.	Clonality	Application	Species Reactivity	Citations	SDS
<a href="#">HPA038976</a>	polyclonal	IHC	rat, human		 <a href="#">View</a>
<a href="#">HPA038975</a>	polyclonal	IHC	human		<a href="#">View</a>

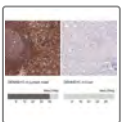


## Anti-DENND5A antibody produced in rabbit

**Synonym(s):** Anti-DENN/MADD domain containing 5A, Anti-FLJ22354, Anti-FLJ33829, Anti-FLJ43455, Anti-KIAA1091

**All Photos** (1)



Product No.	Clonality	Application	Species Reactivity	Citations	SDS
<a href="#">HPA055009</a>	polyclonal	IHC	human		<a href="#">View</a>



## Anti-DENND1C antibody produced in rabbit

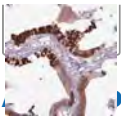
**Synonym(s):** Anti-DENN/MADD Domain Containing 1C, Anti-FAM31C, Anti-FLJ22757

**All Photos** (13)

Product No.	Clonality	Application	Species Reactivity	Citations	SDS
<a href="#">HPA042839</a>	polyclonal	IHC	human		 <a href="#">View</a>
<a href="#">HPA042758</a>	polyclonal	IHC	human		 <a href="#">View</a>

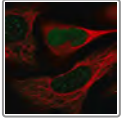


## Anti-DEPDC1B antibody produced in rabbit



[Photos](#) (2)

Product No.	Clonality	Application	Species Reactivity	Citations	SDS
<a href="#">HPA072558</a>	polyclonal	IHC	human	2	<a href="#">View</a>



### Anti-DERA antibody produced in rabbit

[All Photos](#) (2)

Product No.	Clonality	Application	Species Reactivity	Citations	SDS
<a href="#">HPA055897</a>	polyclonal	IF	human		<a href="#">View</a>

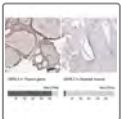


### Anti-DERL1 antibody produced in rabbit

**Synonym(s):** Anti-DERtrin-1, Anti-Degradation in endoplasmic reticulum protein 1, Anti-Der1-like protein 1, Anti-Derlin-1

[All Photos](#) (6)


Product No.	Clonality	Application	Species Reactivity	Citations	SDS
<a href="#">HPA016562</a>	polyclonal	IF, IHC	human		<a href="#">View</a>



### Anti-DERL2 antibody produced in rabbit

**Synonym(s):** Anti-CGI-101, Anti-F-LAN-1, Anti-F-LANa, Anti-derlin 2, Anti-derlin-2

[All Photos](#) (5)


Product No.	Clonality	Application	Species Reactivity	Citations	SDS
<a href="#">HPA056551</a>	polyclonal	IHC	human		<a href="#">View</a>
<a href="#">HPA048957</a>	polyclonal	IHC	human		 <a href="#">View</a>



### Anti-DES antibody produced in rabbit

**Synonym(s):** Anti-Desmin

[All Photos](#) (7)

Product No.	Clonality	Application	Species Reactivity	Citations	SDS
<a href="#">HPA018803</a>	polyclonal	IF, IHC	human	10	 <a href="#">View</a>



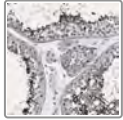
### Anti-DGKA antibody produced in rabbit

**Synonym(s):** Anti-DAGK, Anti-DAGK1, Anti-DGK-alpha, Anti-diacylglycerol kinase, alpha 80kDa



## All Photos (5)

Product No.	Clonality	Application	Species Reactivity	Citations	SDS
<a href="#">HPA045462</a>	polyclonal	IF	human		<a href="#">View</a>
<a href="#">HPA041645</a>	polyclonal	IHC	human		<a href="#">View</a>

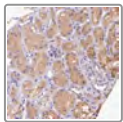


### Anti-DGKE antibody produced in rabbit

**Synonym(s):** Anti-DAG kinase epsilon, Anti-DGK-epsilon, Anti-Diacylglycerol kinase epsilon, Anti-Diglyceride kinase epsilon

## All Photos (2)

Product No.	Clonality	Application	Species Reactivity	Citations	SDS
<a href="#">HPA017167</a>	polyclonal	IF, IHC	human		<a href="#">View</a>

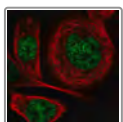


### Anti-DGKH antibody produced in rabbit

**Synonym(s):** Anti-Dgketa, Anti-Diacylglycerol kinase, eta

## All Photos (2)

Product No.	Clonality	Application	Species Reactivity	Citations	SDS
<a href="#">HPA040355</a>	polyclonal	IHC	human	5	<a href="#">View</a>
<a href="#">HPA039533</a>	polyclonal	IHC	human		<a href="#">View</a>



### Anti-DGKI antibody produced in rabbit

**Synonym(s):** Anti-C10orf5, Anti-DGK-IOTA, Anti-diacylglycerol kinase, iota

## All Photos (1)

Product No.	Clonality	Application	Species Reactivity	Citations	SDS
<a href="#">HPA021924</a>	polyclonal	IF	human	2	<a href="#">View</a>

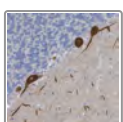


### Anti-DGKQ antibody produced in rabbit

**Synonym(s):** Anti-DAGK, Anti-DAGK4, Anti-DAGK7, Anti-diacylglycerol kinase

## All Photos (1)


Product No.	Clonality	Application	Species Reactivity	Citations	SDS
<a href="#">HPA026797</a>	polyclonal	IHC	human	6	<a href="#">View</a>



### Anti-DGKZ antibody produced in rabbit

**Synonym(s):** Anti-DAGK5, Anti-DAGK6, Anti-DGK-ZETA, Anti-diacylglycerol kinase, zeta, Anti-hDGKzeta

## All Photos (7)


Product No.	Clonality	Application	Species Reactivity	Citations	SDS
<a href="#">HPA051336</a>	polyclonal	IF, IHC	human		<a href="#">View</a>




### Anti-DGUOK antibody produced in rabbit

**Synonym(s):** Anti-DGK, Anti-Deoxyguanosine kinase

## All Photos (7)

Product No.	Clonality	Application	Species Reactivity	Citations	SDS
<a href="#">HPA057246</a>	polyclonal	IHC	human		<a href="#">View</a>
<a href="#">HPA034766</a>	polyclonal	IHC	human	1	 <a href="#">View</a>

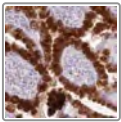


### Anti-DHCR7 antibody produced in rabbit

**Synonym(s):** Anti-7-dehydrocholesterol reductase, Anti-Slos

## All Photos (2)

Product No.	Clonality	Application	Species Reactivity	Citations	SDS
<a href="#">HPA044280</a>	polyclonal	IF, IHC	human		<a href="#">View</a>

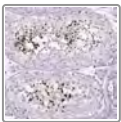


### Anti-DHDH antibody produced in rabbit

**Synonym(s):** Anti-Dihydrodiol Dehydrogenase (Dimeric), Anti-HUM2DD

## All Photos (1)

Product No.	Clonality	Application	Species Reactivity	Citations	SDS
<a href="#">HPA044131</a>	polyclonal	IHC	human		<a href="#">View</a>

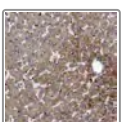


### Anti-D2HGDH antibody produced in rabbit

**Synonym(s):** D2HGD, FLJ42195, MGC25181, Anti-D2HGD, Anti-FLJ42195, Anti-MGC25181

## All Photos (2)


Product No.	Clonality	Application	Species Reactivity	Citations	SDS
<a href="#">HPA060548</a>	polyclonal	IF	human		<a href="#">View</a>
<a href="#">HPA056216</a>	polyclonal	IHC	human		<a href="#">View</a>



### Anti-DHODH antibody produced in rabbit

**Synonym(s):** Anti-DHOdehase, Anti-Dihydroorotate dehydrogenase, mitochondrial precursor, Anti-Dihydroorotate oxidase

## All Photos (12)

Product No.	Clonality	Application	Species Reactivity	Citations	SDS
<a href="#">HPA011942</a>	polyclonal	IF, IHC	human	2	<a href="#">View</a>
<a href="#">HPA010123</a>	polyclonal	IF, IHC	human	4	 <a href="#">View</a>

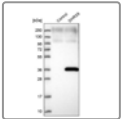


### Anti-DHRS3 antibody produced in rabbit

**Synonym(s):** Anti-DD831, Anti-Retinal short-chain dehydrogenase/reductase 1, Anti-Short-chain dehydrogenase/reductase 3, Anti-retSDR1

## All Photos (3)


Product No.	Clonality	Application	Species Reactivity	Citations	SDS
<a href="#">HPA010844</a>	polyclonal	IF, IHC	mouse, human, rat	5	<a href="#">View</a>

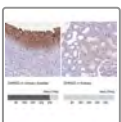


### Anti-DHRS9 antibody produced in rabbit

**Synonym(s):** Anti-3 $\alpha$ -HSD, Anti-Dehydrogenase/reductase (SDR family) member 9, Anti-RDH15, Anti-RDHL, Anti-RETSDR8, Anti-SDR9C4


## All Photos (4)

Product No.	Clonality	Application	Species Reactivity	Citations	SDS
<a href="#">HPA036491</a>	polyclonal	IHC	human		<a href="#">View</a>
<a href="#">HPA036667</a>	polyclonal	IHC	human		<a href="#">View</a>



### Anti-DHRS2 antibody produced in rabbit

## All Photos (5)

Product No.	Clonality	Application	Species Reactivity	Citations	SDS
<a href="#">HPA053915</a>	polyclonal	IF	human		<a href="#">View</a>
<a href="#">HPA069551</a>	polyclonal	IHC	human	1	 <a href="#">View</a>


**All**

## Anti-DHTKD1 antibody produced in rabbit

**Photos** (7)

**Synonym(s):** Anti-DKFZP762M115, Anti-Dehydrogenase E1 and transketolase domain containing 1, Anti-KIAA1630, Anti-MGC3090

Product No.	Clonality	Application	Species Reactivity	Citations	SDS
<a href="#">HPA066098</a>	polyclonal	IHC	human		<a href="#">View</a>
<a href="#">HPA037950</a>	polyclonal	IHC	human		<a href="#">View</a>
<a href="#">HPA037949</a>	polyclonal	IF, IHC	human		<a href="#">View</a>



## Anti-DIAPH1 antibody produced in rabbit


**Synonym(s):** Anti-DRF1, Anti-Diaphanous-related formin-1, Anti-Protein diaphanous homolog 1

**All Photos** (6)

Product No.	Clonality	Application	Species Reactivity	Citations	SDS
<a href="#">HPA004916</a>	polyclonal	IHC	human	3	<a href="#">View</a>




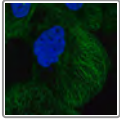
## Anti-DIAPH2 antibody produced in rabbit



**Synonym(s):** Anti-DRF2 antibody produced in rabbit, Anti-Diaphanous-related formin-2 antibody produced in rabbit, Anti-Protein diaphanous homolog 2 antibody produced in rabbit

[Photos \(6\)](#)

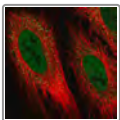
Product No.	Clonality	Application	Species Reactivity	Citations	SDS
<a href="#">HPA005647</a>	polyclonal	IF, IHC	mouse, rat, human	5	 <a href="#">View</a>



### Anti-DIAPH3 antibody produced in rabbit

[All Photos \(1\)](#)

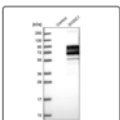
Product No.	Clonality	Application	Species Reactivity	Citations	SDS
<a href="#">HPA032151</a>	polyclonal	IF	human		<a href="#">View</a>



### Anti-DIO2 antibody produced in rabbit


[All Photos \(1\)](#)

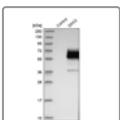
Product No.	Clonality	Application	Species Reactivity	Citations	SDS
<a href="#">HPA048002</a>	polyclonal	IF	human		<a href="#">View</a>



### Anti-DIXDC1 antibody produced in rabbit

[All Photos \(2\)](#)


Product No.	Clonality	Application	Species Reactivity	Citations	SDS
<a href="#">HPA039658</a>	polyclonal	IF	human		 <a href="#">View</a>

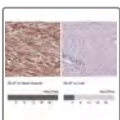


### Anti-DKK3 antibody produced in rabbit

**Synonym(s):** Anti-Dickkopf-3, Anti-Dickkopf-related protein 3 precursor, Anti-Dkk-3, Anti-hDkk-3

[All Photos \(5\)](#)



Product No.	Clonality	Application	Species Reactivity	Citations	SDS
<a href="#">HPA011868</a>	polyclonal	IF, IHC, WB	human	4	 <a href="#">View</a>

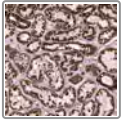


### Anti-DLAT antibody produced in rabbit

**Synonym(s):** Anti-DLTA, Anti-PDC-E2

[All Photos \(7\)](#)

Product No.	Clonality	Application	Species Reactivity	Citations	SDS
<a href="#">HPA062766</a>	polyclonal	IF	human		 <a href="#">View</a>
<a href="#">HPA040786</a>	polyclonal	IF, IHC	human	1	 <a href="#">View</a>

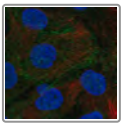


### Anti-DLD antibody produced in rabbit

**Synonym(s):** Anti-DLDH, Anti-GCSL, Anti-LAD, Anti-dihydrolipoamide dehydrogenase

[All Photos](#) (6)

Product No.	Clonality	Application	Species Reactivity	Citations	SDS
<a href="#">HPA044849</a>	polyclonal	IF, IHC	human		<a href="#">View</a>



### Anti-DLG5 antibody produced in rabbit

[All Photos](#) (1)

Product No.	Clonality	Application	Species Reactivity	Citations	SDS
<a href="#">HPA001746</a>	polyclonal	IF	human		<a href="#">View</a>

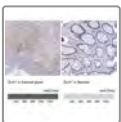


### Anti-DLK2 antibody produced in rabbit

**Synonym(s):** Anti-EGFL9, Anti-MGC2487

[All Photos](#) (2)

Product No.	Clonality	Application	Species Reactivity	Citations	SDS
<a href="#">HPA068672</a>	polyclonal	IF	human		<a href="#">View</a>
<a href="#">HPA061223</a>	polyclonal	IHC	human		<a href="#">View</a>

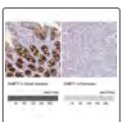


### Anti-DLK1 antibody produced in rabbit

**Synonym(s):** Anti-Delta1, Anti-FA1, Anti-Pref-1, Anti-ZOG, Anti-pG2

[All Photos](#) (6)


Product No.	Clonality	Application	Species Reactivity	Citations	SDS
<a href="#">HPA062262</a>	polyclonal	IF, IHC	human		<a href="#">View</a>

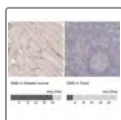


### Anti-DMBT1 antibody produced in rabbit

**Synonym(s):** Anti-GP340, Anti-muclin


[All Photos](#) (6)

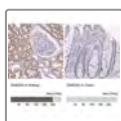
Product No.	Clonality	Application	Species Reactivity	Citations	SDS
<a href="#">HPA040778</a>	polyclonal	IF, IHC	human	1	 <a href="#">View</a>



### Anti-DMD antibody produced in rabbit

[All Photos](#) (8)



Product No.	Clonality	Application	Species Reactivity	Citations	SDS
<a href="#">HPA002725</a>	polyclonal	IHC	human	4	<a href="#">View</a>
<a href="#">HPA023885</a>	polyclonal	IHC	human	1	 <a href="#">View</a>

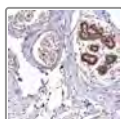


### Anti-DMGDH antibody produced in rabbit

**Synonym(s):** Anti-Dimethylglycine dehydrogenase

[All Photos](#) (13)

Product No.	Clonality	Application	Species Reactivity	Citations	SDS
<a href="#">HPA077849</a>	polyclonal	IF	human		<a href="#">View</a>
<a href="#">HPA036441</a>	polyclonal	IHC	human		 <a href="#">View</a>
<a href="#">HPA036442</a>	polyclonal	IHC	human		 <a href="#">View</a>



### Anti-DMP1 antibody produced in rabbit

**Synonym(s):** Anti-Dentin matrix acidic phosphoprotein 1

[All Photos](#) (1)


Product No.	Clonality	Application	Species Reactivity	Citations	SDS
<a href="#">HPA037465</a>	polyclonal	IHC	human	3	<a href="#">View</a>

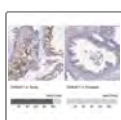


### Anti-DMPK antibody produced in rabbit

**Synonym(s):** Anti-DM-kinase antibody produced in rabbit, Anti-DMK antibody produced in rabbit, Anti-MDPK antibody produced in rabbit, Anti-MT-PK antibody produced in rabbit, Anti-Myotonic dystrophy protein kinase antibody produced in rabbit, Anti-Myotonin-protein kinase antibody produced in rabbit

[All Photos](#) (3)


Product No.	Clonality	Application	Species Reactivity	Citations	SDS
<a href="#">HPA007164</a>	polyclonal	IHC	human	3	 <a href="#">View</a>



### Anti-DNAAF1

**Synonym(s):** CILD13, FLJ25330, LRRC50, ODA7, swt

## All Photos (3)

Product No.	Clonality	Application	Species Reactivity	Citations	SDS
<a href="#">HPA074239</a>	polyclonal	IHC	human		<a href="#">View</a>

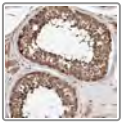


### Anti-DNAH1 antibody produced in rabbit

**Synonym(s):** Anti-DNAHC1, Anti-Dynein, axonemal, heavy chain 1, Anti-HDHC7, Anti-HL-11, Anti-HL11, Anti-XLHSRF-1

## All Photos (1)

Product No.	Clonality	Application	Species Reactivity	Citations	SDS
<a href="#">HPA036806</a>	polyclonal	IHC	human	1	<a href="#">View</a>

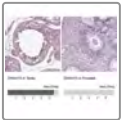


### Anti-DNAH8 antibody produced in rabbit

**Synonym(s):** Anti-dynein, axonemal, heavy chain 8, Anti-hdhc9

## All Photos (4)


Product No.	Clonality	Application	Species Reactivity	Citations	SDS
<a href="#">HPA028447</a>	polyclonal	IHC	human	9	<a href="#">View</a>

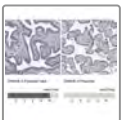


### Anti-DNAH10 antibody produced in rabbit

**Synonym(s):** Anti-Dynein, axonemal, heavy chain 10, Anti-FLJ43808

## All Photos (6)


Product No.	Clonality	Application	Species Reactivity	Citations	SDS
<a href="#">HPA039066</a>	polyclonal	IHC	human		<a href="#">View</a>



### Anti-DNAH6 antibody produced in rabbit

**Synonym(s):** Anti-DNHL1, Anti-Dnahc6, Anti-Dynein, axonemal, heavy chain 6, Anti-FLJ37357, Anti-HL-2

## All Photos (3)

Product No.	Clonality	Application	Species Reactivity	Citations	SDS
<a href="#">HPA036391</a>	polyclonal	IHC	human	1	 <a href="#">View</a>





### Anti-DNAH5 antibody produced in rabbit

**Synonym(s):** Anti-CILD3, Anti-Dnahc5, Anti-Dynein, axonemal, heavy chain 5, Anti-HL1, Anti-KTGNR, Anti-PCD



## All Photos (14)

Product No.	Clonality	Application	Species Reactivity	Citations	SDS
<a href="#">HPA037469</a>	polyclonal	IHC	human	2	 <a href="#">View</a>
<a href="#">HPA037470</a>	polyclonal	IHC	human	19	 <a href="#">View</a>

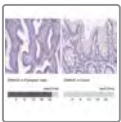


### Anti-DNAH7 antibody produced in rabbit

**Synonym(s):** Anti-Dynein, axonemal, heavy chain 7, Anti-KIAA0944


## All Photos (2)

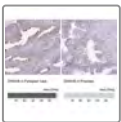
Product No.	Clonality	Application	Species Reactivity	Citations	SDS
<a href="#">HPA044070</a>	polyclonal	IF	human		<a href="#">View</a>
<a href="#">HPA034724</a>	polyclonal	IHC	human	1	<a href="#">View</a>



### Anti-DNAH2 antibody produced in rabbit

## All Photos (4)


Product No.	Clonality	Application	Species Reactivity	Citations	SDS
<a href="#">HPA067103</a>	polyclonal	IF, IHC	human	6	 <a href="#">View</a>

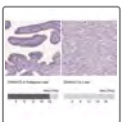


### Anti-DNAH9 antibody produced in rabbit

**Synonym(s):** Anti-DNAH17L, Anti-DNAL1, Anti-DYH9, Anti-Dnahc9, Anti-HL-20, Anti-HL20, Anti-KIAA0357

## All Photos (4)


Product No.	Clonality	Application	Species Reactivity	Citations	SDS
<a href="#">HPA052641</a>	polyclonal	IHC	human	2	 <a href="#">View</a>





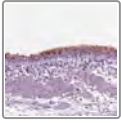
### Anti-DNAH12 antibody produced in rabbit

**Synonym(s):** Anti-DHC3, Anti-DLP12, Anti-DNAH12L, Anti-DNAH7L, Anti-DNHD2, Anti-Dnahc3, Anti-FLJ40427, Anti-FLJ44290, Anti-HL-19, Anti-hdhc3, Anti-Dynein, axonemal, heavy chain 12, Anti-Hdhc3

## All Photos (15)

Product No.	Clonality	Application	Species Reactivity	Citations	SDS
<a href="#">HPA058203</a>	polyclonal	IHC	human		 <a href="#">View</a>

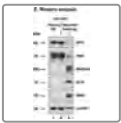
Product No.	Clonality	Application	Species Reactivity	Citations	SDS
<a href="#">HPA061365</a>	polyclonal	IHC	human		 <a href="#">View</a>
<a href="#">HPA037493</a>	polyclonal	IHC	human		 <a href="#">View</a>



### Anti-DNAH11 antibody produced in rabbit



[All Photos](#) (5)

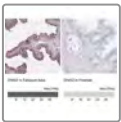
Product No.	Clonality	Application	Species Reactivity	Citations	SDS
<a href="#">HPA056474</a>	polyclonal	IHC	human		<a href="#">View</a>



### Anti-DNAI1 antibody produced in rabbit

[All Photos](#) (15)


Product No.	Clonality	Application	Species Reactivity	Citations	SDS
<a href="#">HPA021843</a>	polyclonal	IHC	human	5	 <a href="#">View</a>
<a href="#">HPA021649</a>	polyclonal	IHC	human	8	 <a href="#">View</a>



### Anti-DNAI2 antibody produced in rabbit

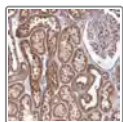
**Synonym(s):** Anti-CILD9, Anti-DIC2

[All Photos](#) (5)

Product No.	Clonality	Application	Species Reactivity	Citations	SDS
<a href="#">HPA050565</a>	polyclonal	IHC	human	1	 <a href="#">View</a>

## [All Photos](#) (3) **Anti-DNAJA4 antibody produced in rabbit**

Product No.	Clonality	Application	Species Reactivity	Citations	SDS
<a href="#">HPA041790</a>	polyclonal	IF, IHC	human	1	<a href="#">View</a>



## **Anti-DNAJA2 antibody produced in rabbit**

**Synonym(s):** Anti-CPR3, Anti-DNAJ, Anti-DNJ3, Anti-HIRIP4

## [All Photos](#) (4)

Product No.	Clonality	Application	Species Reactivity	Citations	SDS
<a href="#">HPA049789</a>	polyclonal	IF	human		<a href="#">View</a>
<a href="#">HPA060538</a>	polyclonal	IHC	human		<a href="#">View</a>

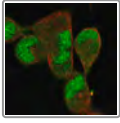


## **Anti-DNAJA3 antibody produced in rabbit**

**Synonym(s):** Anti-TID1, Anti-hTid-1

## [All Photos](#) (4)

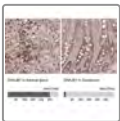
Product No.	Clonality	Application	Species Reactivity	Citations	SDS
<a href="#">HPA040875</a>	polyclonal	IF, IHC	human		<a href="#">View</a>
<a href="#">HPA044229</a>	polyclonal	IF, IHC	human		<a href="#">View</a>



### Anti-DNAJB5 antibody produced in rabbit

[All Photos](#) (1)


Product No.	Clonality	Application	Species Reactivity	Citations	SDS
<a href="#">HPA050794</a>	polyclonal	IF	human		<a href="#">View</a>

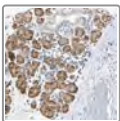


### Anti-DNAJB1 antibody produced in rabbit

**Synonym(s):** Anti-HSPF1, Anti-Hsp40, Anti-RSPH16B, Anti-Sis1

[All Photos](#) (4)

Product No.	Clonality	Application	Species Reactivity	Citations	SDS
<a href="#">HPA063247</a>	polyclonal	IF, IHC	human		<a href="#">View</a>

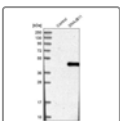


### Anti-DNAJB12 antibody produced in rabbit

**Synonym(s):** Anti-DnaJ homolog subfamily B member 12 antibody produced in rabbit

[All Photos](#) (4)


Product No.	Clonality	Application	Species Reactivity	Citations	SDS
<a href="#">HPA010642</a>	polyclonal	IF, IHC	rat, human, mouse	3	<a href="#">View</a>




### Anti-DNAJB11 antibody produced in rabbit

**Synonym(s):** Anti-DnaJ homolog subfamily B member 11 precursor antibody produced in rabbit, Anti-ER-associated Hsp40 co-chaperone antibody produced in rabbit, Anti-ER-associated dnaJ protein 3 antibody produced in rabbit, Anti-ErJ3 antibody produced in rabbit, Anti-PWP1-interacting protein 4 antibody produced in rabbit, Anti-hDj9 antibody produced in rabbit

[All Photos](#) (9)

Product No.	Clonality	Application	Species Reactivity	Citations	SDS
<a href="#">HPA017051</a>	polyclonal	IHC	human	5	 <a href="#">View</a>
<a href="#">HPA010814</a>	polyclonal	IF, IHC	human, mouse, rat	8	<a href="#">View</a>



### Anti-DNAJB4 antibody produced in rabbit

**Synonym(s):** Anti-DnaJ (Hsp40) homolog, subfamily B, member 4, Anti-HLJ1

[All Photos](#) (9)

Product No.	Clonality	Application	Species Reactivity	Citations	SDS
<a href="#">HPA028383</a>	polyclonal	IF, IHC	human		<a href="#">View</a>
<a href="#">HPA028385</a>	polyclonal	IF, IHC	human		<a href="#">View</a>

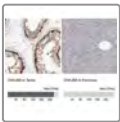


### Anti-DNAJB7 antibody produced in rabbit

**Synonym(s):** Anti-DnaJ homolog subfamily B member 7 antibody produced in rabbit


[All Photos](#) (1)

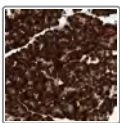
Product No.	Clonality	Application	Species Reactivity	Citations	SDS
<a href="#">HPA000534</a>	polyclonal	IHC	human		<a href="#">View</a>



### Anti-DNAJB6 antibody produced in rabbit

[All Photos](#) (7)

Product No.	Clonality	Application	Species Reactivity	Citations	SDS
<a href="#">HPA024258</a>	polyclonal	IHC	human	1	 <a href="#">View</a>
<a href="#">HPA058593</a>	polyclonal	IF, IHC	human		<a href="#">View</a>

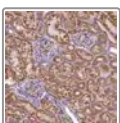


### Anti-DNAJB14 antibody produced in rabbit

**Synonym(s):** Anti-DnaJ (Hsp40) homolog, subfamily B, member 14, Anti-FLJ14281

[All Photos](#) (3)

Product No.	Clonality	Application	Species Reactivity	Citations	SDS
<a href="#">HPA036016</a>	polyclonal	IHC	mouse, human, rat		<a href="#">View</a>

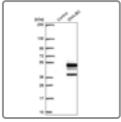


### Anti-DNAJB9 antibody produced in rabbit

**Synonym(s):** Anti-Dnaj (hsp40) homolog, subfamily b, member 9, Anti-Mdg1

[All Photos](#) (5)

Product No.	Clonality	Application	Species Reactivity	Citations	SDS
<a href="#">HPA041553</a>	polyclonal	IF, IHC	human		<a href="#">View</a>

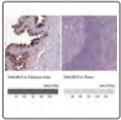


### Anti-DNAJB2 antibody produced in rabbit

**Synonym(s):** Anti-DnaJ (Hsp40) homolog, subfamily B, member 2, Anti-HSJ1, Anti-HSPF3

[All Photos](#) (3)

Product No.	Clonality	Application	Species Reactivity	Citations	SDS
<a href="#">HPA036268</a>	polyclonal	IF, IHC	human		<a href="#">View</a>

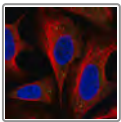


### Anti-DNAJB13 antibody produced in rabbit

**Synonym(s):** RSPH16A, TSARG6, Anti-DnaJ (Hsp40) homolog, subfamily B, member 13, Anti-RSPH16A, Anti-TSARG6

[All Photos](#) (5)

Product No.	Clonality	Application	Species Reactivity	Citations	SDS
<a href="#">HPA061330</a>	polyclonal	IF	human		<a href="#">View</a>
<a href="#">HPA052465</a>	polyclonal	IHC, WB	human	1	<a href="#">View</a>



### Anti-DNAJC22 antibody produced in rabbit

[All Photos](#) (2)

Product No.	Clonality	Application	Species Reactivity	Citations	SDS
<a href="#">HPA039953</a>	polyclonal	IF	human		<a href="#">View</a>

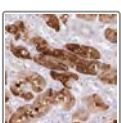


### Anti-DNAJC9 antibody produced in rabbit

**Synonym(s):** Anti-JDD1, Anti-SB73, Anti-DnaJ (Hsp40) homolog, subfamily C, member 9

[All Photos](#) (7)

Product No.	Clonality	Application	Species Reactivity	Citations	SDS
<a href="#">HPA035216</a>	polyclonal	IF, IHC	human		<a href="#">View</a>
<a href="#">HPA035215</a>	polyclonal	IF, IHC	human, mouse		<a href="#">View</a>




### Anti-DNAJC19 antibody produced in rabbit

**Synonym(s):** Anti-DnaJ (Hsp40) homolog, subfamily C, member 19, Anti-TIMM14, Anti-Tim14

[All Photos](#) (1)

Product No.	Clonality	Application	Species Reactivity	Citations	SDS
<a href="#">HPA037782</a>	polyclonal	IHC	human		<a href="#">View</a>


Product No.	Clonality	Application	Species Reactivity	Citations	SDS
-------------	-----------	-------------	--------------------	-----------	-----



### Anti-DNAJC24 antibody produced in rabbit

**Synonym(s):** Anti-CSL-type zinc finger-containing protein 3, Anti-DPH4 homolog, Anti-DnaJ homolog subfamily C member 24

[All Photos](#) (8)

Product No.	Clonality	Application	Species Reactivity	Citations	SDS
<a href="#">HPA020025</a>	polyclonal	IF, IHC	human	2	<a href="#">View</a>
<a href="#">HPA025237</a>	polyclonal	IHC	human	3	 <a href="#">View</a>




### Anti-DNAJC2 antibody produced in rabbit

**Synonym(s):** Anti-DnaJ homolog subfamily C member 2, Anti-M-phase phosphoprotein 11, Anti-Zuotin-related factor 1

[All Photos](#) (6)

Product No.	Clonality	Application	Species Reactivity	Citations	SDS
<a href="#">HPA020454</a>	polyclonal	IF, IHC	mouse, human, rat	6	<a href="#">View</a>

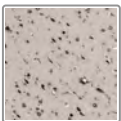


### Anti-DNAJC14 antibody produced in rabbit

**Synonym(s):** Anti-DRiP78, Anti-DnaJ homolog subfamily C member 14, Anti-DnaJ protein homolog 3, Anti-Dopamine receptor-interacting protein of 78 kDa, Anti-HDJ-3

[All Photos](#) (3)

Product No.	Clonality	Application	Species Reactivity	Citations	SDS
<a href="#">HPA017653</a>	polyclonal	IHC	mouse, rat, human	5	<a href="#">View</a>

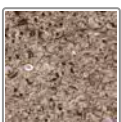


### Anti-DNAJC1 antibody produced in rabbit

**Synonym(s):** Anti-DnaJ homolog subfamily C member 1, Anti-DnaJ protein homolog MTJ1

[All Photos](#) (2)

Product No.	Clonality	Application	Species Reactivity	Citations	SDS
<a href="#">HPA013432</a>	polyclonal	IHC	human	2	<a href="#">View</a>

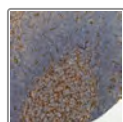


### Anti-DNAJC30 antibody produced in rabbit

**Synonym(s):** Anti-WBSCR18 antibody produced in rabbit, Anti-Williams-Beuren syndrome chromosomal region 18 protein

[All Photos](#) (1)

Product No.	Clonality	Application	Species Reactivity	Citations	SDS
<a href="#">HPA017318</a>	polyclonal	IHC	human	1	<a href="#">View</a>



### Anti-DNAJC4 antibody produced in rabbit

**Synonym(s):** Anti-DnaJ homolog subfamily C member 4, Anti-DnaJ-like protein HSPF2, Anti-Multiple endocrine neoplasia type 1 candidate protein number 18

[All Photos](#) (1)

Product No.	Clonality	Application	Species Reactivity	Citations	SDS
<a href="#">HPA011947</a>	polyclonal	IHC	human	1	<a href="#">View</a>



### Anti-DNAJC10 antibody produced in rabbit

**Synonym(s):** Anti-DnaJ (Hsp40) homolog, subfamily C, member 10, Anti-ERdj5

[All Photos](#) (1)

Product No.	Clonality	Application	Species Reactivity	Citations	SDS
<a href="#">HPA031111</a>	polyclonal	IHC	human		<a href="#">View</a>



### Anti-DNAJC11 antibody produced in rabbit

**Synonym(s):** Anti-DnaJ (Hsp40) homolog, subfamily C, member 11, Anti-FLJ10737, Anti-bA384D7.2

[All Photos](#) (1)

Product No.	Clonality	Application	Species Reactivity	Citations	SDS
<a href="#">HPA028705</a>	polyclonal	IHC	human		<a href="#">View</a>

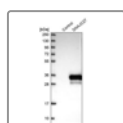


### Anti-DNAJC16 antibody produced in rabbit

**Synonym(s):** Anti-Dnaj (hsp40) homolog, subfamily c, member 16, Anti-Kiaa0962

[All Photos](#) (2)

Product No.	Clonality	Application	Species Reactivity	Citations	SDS
<a href="#">HPA043643</a>	polyclonal	IF, IHC	human	2	<a href="#">View</a>



### Anti-DNAJC27 antibody produced in rabbit


**Synonym(s):** Anti-DnaJ (Hsp40) homolog, subfamily C, member 27, Anti-RBJ, Anti-RabJS

[All Photos](#) (2)

Product No.	Clonality	Application	Species Reactivity	Citations	SDS
<a href="#">HPA036816</a>	polyclonal	IHC	human		<a href="#">View</a>





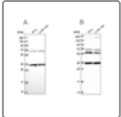


### Anti-DNAJC13 antibody produced in rabbit

**Synonym(s):** Anti-DnaJ (Hsp40) homolog, subfamily C, member 13, Anti-KIAA0678, Anti-RME8

[All Photos](#) (2)



Product No.	Clonality	Application	Species Reactivity	Citations	SDS
<a href="#">HPA036923</a>	polyclonal	IF	human		<a href="#">View</a>
<a href="#">HPA036924</a>	polyclonal	IHC	human		<a href="#">View</a>

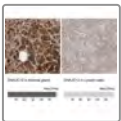


### Anti-DNAJC17 antibody produced in rabbit

**Synonym(s):** Anti-Dnaj (hsp40) homolog, subfamily c, member 17, Anti-Fij10634

[All Photos](#) (7)


Product No.	Clonality	Application	Species Reactivity	Citations	SDS
<a href="#">HPA040914</a>	polyclonal	IF, IHC	human, mouse, rat		<a href="#">View</a>
<a href="#">HPA041187</a>	polyclonal	IHC	human		<a href="#">View</a>



### Anti-DNAJC12 antibody produced in rabbit

**Synonym(s):** Anti-DnaJ (Hsp40) homolog, subfamily C, member 12, Anti-JDP1

[All Photos](#) (3)

Product No.	Clonality	Application	Species Reactivity	Citations	SDS
<a href="#">HPA036289</a>	polyclonal	IHC	human		<a href="#">View</a>

## All Photos (3) **Anti-DNAJC8 antibody produced in rabbit**

**Synonym(s):** Anti-DnaJ (Hsp40) homolog, subfamily C, member 8, Anti-SPF31

Product No.	Clonality	Application	Species Reactivity	Citations	SDS
<a href="#">HPA026275</a>	polyclonal	IF	human		
<a href="#">HPA026283</a>	polyclonal	IHC	human	2	



## **Anti-DNAJC21 antibody produced in rabbit**

**Synonym(s):** Anti-Dnaj (hsp40) homolog, subfamily c, member 21, Anti-Dnaja5, Anti-Gs3, Anti-Jjj1

## All Photos (2)


Product No.	Clonality	Application	Species Reactivity	Citations	SDS
<a href="#">HPA049208</a>	polyclonal	IF	human		
<a href="#">HPA040789</a>	polyclonal	IHC	human		

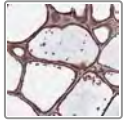


## **Anti-DNAJC18 antibody produced in rabbit**

**Synonym(s):** Anti-DnaJ (Hsp40) homolog, subfamily C, member 18, Anti-MGC29463

**All Photos (4)**

Product No.	Clonality	Application	Species Reactivity	Citations	SDS
<a href="#">HPA060154</a>	polyclonal	IF	human		<a href="#">View</a>
<a href="#">HPA036538</a>	polyclonal	IF, IHC	human		<a href="#">View</a>

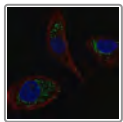


**Anti-DNAJC3 antibody produced in rabbit**

**Synonym(s):** Anti-DnaJ (Hsp40) homolog, subfamily C, member 3, Anti-HP58, Anti-P58, Anti-P58IPK, Anti-PRKRI

**All Photos (5)**

Product No.	Clonality	Application	Species Reactivity	Citations	SDS
<a href="#">HPA041326</a>	polyclonal	IHC	human		<a href="#">View</a>
<a href="#">HPA039336</a>	polyclonal	IF, IHC	human		<a href="#">View</a>

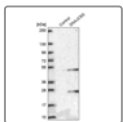


**Anti-DNAJC5B antibody produced in rabbit**

**Synonym(s):** CSP-beta, MGC26226

**All Photos (1)**


Product No.	Clonality	Application	Species Reactivity	Citations	SDS
<a href="#">HPA077389</a>	polyclonal	IF	human		<a href="#">View</a>



**Anti-DNAJC5G antibody produced in rabbit**

**Synonym(s):** Anti-CSP-gamma, Anti-FLJ40417

**All Photos (2)**

Product No.	Clonality	Application	Species Reactivity	Citations	SDS
<a href="#">HPA041445</a>	polyclonal	IHC	human		<a href="#">View</a>



**Anti-DNAL4 antibody produced in rabbit**

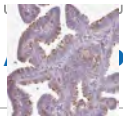
**Synonym(s):** Anti-Dynein light chain 4, axonemal antibody produced in rabbit

**All Photos (4)**

Product No.	Clonality	Application	Species Reactivity	Citations	SDS
<a href="#">HPA003647</a>	polyclonal	IF, IHC	rat, human	1	<a href="#">View</a>

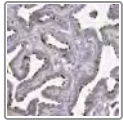


**Anti-DNAL1 antibody produced in rabbit**



Photos (5)


Product No.	Clonality	Application	Species Reactivity	Citations	SDS
<a href="#">HPA053129</a>	polyclonal	IF, IHC	human	1	<a href="#">View</a>



### Anti-DNAL1 antibody produced in rabbit

**Synonym(s):** Anti-CELL, Anti-P28, Anti-dJ423B22.5, Anti-dynein, axonemal, light intermediate chain 1, Anti-hp28

[All Photos](#) (3)

Product No.	Clonality	Application	Species Reactivity	Citations	SDS
<a href="#">HPA028305</a>	polyclonal	IHC	human	9	 <a href="#">View</a>



### Anti-DNHD1 antibody produced in rabbit

**Synonym(s):** Anti-C11orf47, Anti-Ccdc35, Anti-Dhcd1, Anti-Dkfzp686j0796, Anti-Dnhd1l, Anti-Dynein heavy chain domain 1, Anti-Flj32752, Anti-Flj35709, Anti-Flj46184

[All Photos](#) (3)


Product No.	Clonality	Application	Species Reactivity	Citations	SDS
<a href="#">HPA040267</a>	polyclonal	IF	human		<a href="#">View</a>
<a href="#">HPA039698</a>	polyclonal	IHC	human		<a href="#">View</a>
<a href="#">HPA057639</a>	polyclonal	IF	human		<a href="#">View</a>

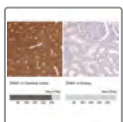


### Anti-DNM2 antibody produced in rabbit

**Synonym(s):** Anti-CMTD11, Anti-CMTDIB, Anti-DI-CMTB, Anti-DYN2, Anti-dynamin 2

[All Photos](#) (7)


Product No.	Clonality	Application	Species Reactivity	Citations	SDS
<a href="#">HPA054246</a>	polyclonal	IF, IHC	human		 <a href="#">View</a>



### Anti-DNM1 antibody produced in rabbit

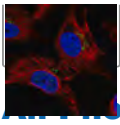
**Synonym(s):** Anti-DNM, Anti-dynamin 1

[All Photos](#) (4)

Product No.	Clonality	Application	Species Reactivity	Citations	SDS
<a href="#">HPA049910</a>	polyclonal	IF, IHC	human		 <a href="#">View</a>

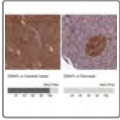


### Anti-DNM3 antibody produced in rabbit



[All Photos](#) (1)


Product No.	Clonality	Application	Species Reactivity	Citations	SDS
<a href="#">HPA064121</a>	polyclonal	IF	human		<a href="#">View</a>




### Anti-DNM1L antibody produced in rabbit

**Synonym(s):** Anti-DRP1, Anti-DVLP, Anti-DYMPLE, Anti-HDYNIV, Anti-VPS1

[All Photos](#) (6)



Product No.	Clonality	Application	Species Reactivity	Citations	SDS
<a href="#">HPA039324</a>	polyclonal	IF, IHC	human	2	 <a href="#">View</a>

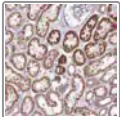


### Anti-DNPEP antibody produced in rabbit

**Synonym(s):** Anti-ASPEP, Anti-Aspartyl aminopeptidase, Anti-DAP, Anti-Aspartyl Aminopeptidase

[All Photos](#) (16)

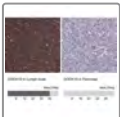
Product No.	Clonality	Application	Species Reactivity	Citations	SDS
<a href="#">HPA036398</a>	polyclonal	IHC	mouse, human, rat	1	 <a href="#">View</a>
<a href="#">HPA044860</a>	polyclonal	IF, IHC	human, rat, mouse		 <a href="#">View</a>



### Anti-DOC2B antibody produced in rabbit


[All Photos](#) (1)

Product No.	Clonality	Application	Species Reactivity	Citations	SDS
<a href="#">HPA043168</a>	polyclonal	IHC	human		<a href="#">View</a>



### Anti-DOCK10 antibody produced in rabbit

[All Photos](#) (6)

Product No.	Clonality	Application	Species Reactivity	Citations	SDS
<a href="#">HPA058106</a>	polyclonal	IF, IHC	human		 <a href="#">View</a>

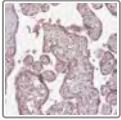


### Anti-DOCK1 antibody produced in rabbit

**Synonym(s):** Anti-DOCK180, Anti-ced5

## All Photos (3)

Product No.	Clonality	Application	Species Reactivity	Citations	SDS
<a href="#">HPA053277</a>	polyclonal	IF	human		<a href="#">View</a>
<a href="#">HPA048692</a>	polyclonal	IF, IHC	human		<a href="#">View</a>

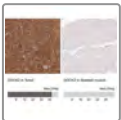


### Anti-DOCK9 antibody produced in rabbit

**Synonym(s):** Anti-KIAA1058, Anti-ZIZ1

## All Photos (5)

Product No.	Clonality	Application	Species Reactivity	Citations	SDS
<a href="#">HPA043940</a>	polyclonal	IHC	human	1	<a href="#">View</a>

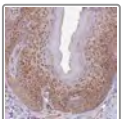


### Anti-DOCK2 antibody produced in rabbit

**Synonym(s):** Anti-KIAA0209

## All Photos (6)

Product No.	Clonality	Application	Species Reactivity	Citations	SDS
<a href="#">HPA036469</a>	polyclonal	IHC	human		<a href="#">View</a>

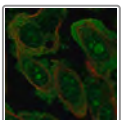


### Anti-DOCK6 antibody produced in rabbit

**Synonym(s):** Anti-KIAA1395, Anti-ZIR1

## All Photos (9)

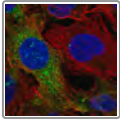
Product No.	Clonality	Application	Species Reactivity	Citations	SDS
<a href="#">HPA049424</a>	polyclonal	IHC	human		<a href="#">View</a>
<a href="#">HPA049423</a>	polyclonal	IF, IHC	human	1	<a href="#">View</a>



### Anti-DOCK4 antibody produced in rabbit

## All Photos (1)

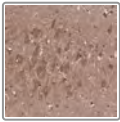
Product No.	Clonality	Application	Species Reactivity	Citations	SDS
<a href="#">HPA071516</a>	polyclonal	IF	human		<a href="#">View</a>



## Anti-DOCK5 antibody produced in rabbit

[All Photos](#) (1)

Product No.	Clonality	Application	Species Reactivity	Citations	SDS
<a href="#">HPA056837</a>	polyclonal	IF	human		<a href="#">View</a>

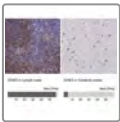


## Anti-DOHH antibody produced in rabbit

**Synonym(s):** Anti-Deoxyhypusine hydroxylase/monooxygenase, Anti-Hlrc1, Anti-Mgc4293

[All Photos](#) (7)


Product No.	Clonality	Application	Species Reactivity	Citations	SDS
<a href="#">HPA041953</a>	polyclonal	IF, IHC	human	3	<a href="#">View</a>

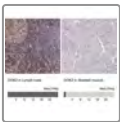


## Anti-DOK3

**Synonym(s):** FLJ22570

[All Photos](#) (4)


Product No.	Clonality	Application	Species Reactivity	Citations	SDS
<a href="#">HPA077312</a>	polyclonal	IHC, WB	human	1	 <a href="#">View</a>

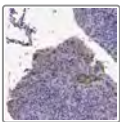


## Anti-DOK2

**Synonym(s):** Dok-2, p56dok-2

[All Photos](#) (3)

Product No.	Clonality	Application	Species Reactivity	Citations	SDS
<a href="#">HPA066571</a>	polyclonal	IHC	human		 <a href="#">View</a>



## Anti-DOK5 antibody produced in rabbit

**Synonym(s):** Anti-C20orf180, Anti-dJ805C22.1

[All Photos](#) (2)

Product No.	Clonality	Application	Species Reactivity	Citations	SDS
<a href="#">HPA054460</a>	polyclonal	IF	human		<a href="#">View</a>
<a href="#">HPA065235</a>	polyclonal	IHC	human		<a href="#">View</a>




## Anti-DOK6 antibody produced in rabbit



**Synonym(s):** Anti-DOK5L, Anti-HsT3226, Anti-MGC20785

[Photos \(2\)](#)

Product No.	Clonality	Application	Species Reactivity	Citations	SDS
<a href="#">HPA063534</a>	polyclonal	IF	human		<a href="#">View</a>
<a href="#">HPA041099</a>	polyclonal	IHC	human		<a href="#">View</a>

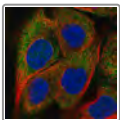


### Anti-DOK7 antibody produced in rabbit

**Synonym(s):** C4orf25, Dok-7, FLJ33718, FLJ39137, Anti-C4orf25, Anti-Dok-7, Anti-FLJ33718, Anti-FLJ39137

[All Photos \(7\)](#)

Product No.	Clonality	Application	Species Reactivity	Citations	SDS
<a href="#">HPA062780</a>	polyclonal	IF, WB	human		<a href="#">View</a>
<a href="#">HPA059449</a>	polyclonal	IF, IHC, WB	human		<a href="#">View</a>



### Anti-DOK1 antibody produced in rabbit

[All Photos \(1\)](#)

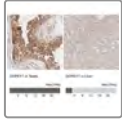
Product No.	Clonality	Application	Species Reactivity	Citations	SDS
<a href="#">HPA048561</a>	polyclonal	IF	human		<a href="#">View</a>



## [All Photos](#) (2) **Anti-DOK4 antibody produced in rabbit**

**Synonym(s):** Anti-FLJ10488


Product No.	Clonality	Application	Species Reactivity	Citations	SDS
<a href="#">HPA055849</a>	polyclonal	IF, IHC	human		<a href="#">View</a>

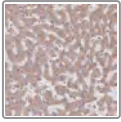


## **Anti-DOPEY1 antibody produced in rabbit**

**Synonym(s):** Anti-KIAA1117, Anti-dJ202D23.2, Anti-dopey family member 1

## [All Photos](#) (9)

Product No.	Clonality	Application	Species Reactivity	Citations	SDS
<a href="#">HPA027902</a>	polyclonal	IF, IHC	human	1	<a href="#">View</a>
<a href="#">HPA027904</a>	polyclonal	IHC	human	1	 <a href="#">View</a>

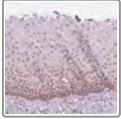


### Anti-DPH5 antibody produced in rabbit

**Synonym(s):** Anti-CGI-30, Anti-DPH5 homolog (S. cerevisiae)

[All Photos](#) (1)

Product No.	Clonality	Application	Species Reactivity	Citations	SDS
<a href="#">HPA046439</a>	polyclonal	IHC	human		<a href="#">View</a>




### Anti-DPM2 antibody produced in rabbit

**Synonym(s):** Anti-MGC111193, Anti-MGC21559

[All Photos](#) (1)


Product No.	Clonality	Application	Species Reactivity	Citations	SDS
<a href="#">HPA064623</a>	polyclonal	IHC	human		<a href="#">View</a>

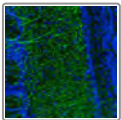


### Anti-DPM3 antibody produced in rabbit

**Synonym(s):** Anti-DPM synthase complex subunit 3, Anti-Dolichol-phosphate mannose synthase subunit 3, Anti-Dolichol-phosphate mannosyltransferase subunit 3, Anti-Dolichyl-phosphate beta-D-mannosyltransferase subunit 3, Anti-MPD synthase subunit 3, Anti-Mannose-P-dolichol synthase subunit 3

[All Photos](#) (2)

Product No.	Clonality	Application	Species Reactivity	Citations	SDS
<a href="#">HPA014667</a>	polyclonal	IHC	human	4	 <a href="#">View</a>

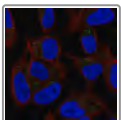


### Anti-DPP6 antibody produced in rabbit

**Synonym(s):** Anti-DPPX, Anti-dipeptidyl-peptidase 6

[All Photos](#) (9)

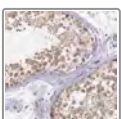
Product No.	Clonality	Application	Species Reactivity	Citations	SDS
<a href="#">HPA050509</a>	polyclonal	IHC	human, mouse	3	<a href="#">View</a>



### Anti-DPT antibody produced in rabbit

[All Photos](#) (1)

Product No.	Clonality	Application	Species Reactivity	Citations	SDS
<a href="#">HPA065548</a>	polyclonal	IF	human		<a href="#">View</a>



### Anti-DRG1 antibody produced in rabbit

**Synonym(s):** Anti-DRG 1 antibody produced in rabbit, Anti-Developmentally-regulated GTP-binding protein 1 antibody produced in rabbit

## All Photos (6)

Product No.	Clonality	Application	Species Reactivity	Citations	SDS
<a href="#">HPA001218</a>	polyclonal	IHC	rat, human, mouse	3	<a href="#">View</a>

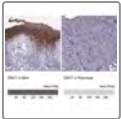


### Anti-DRG2 antibody produced in rabbit

**Synonym(s):** Anti-DRG 2 antibody produced in rabbit, Anti-Developmentally-regulated GTP-binding protein 2 antibody produced in rabbit

## All Photos (2)


Product No.	Clonality	Application	Species Reactivity	Citations	SDS
<a href="#">HPA007716</a>	polyclonal	IF, IHC	human	3	<a href="#">View</a>




### Anti-DSC1

**Synonym(s):** CDHF1

## All Photos (5)



Product No.	Clonality	Application	Species Reactivity	Citations	SDS
<a href="#">HPA075379</a>	polyclonal	IHC	human		<a href="#">View</a>



### Anti-DSC2 antibody produced in rabbit

**Synonym(s):** Anti-Desmocollin-2 precursor, Anti-Desmocollin-3, Anti-Desmosomal glycoprotein II and III

## All Photos (14)


Product No.	Clonality	Application	Species Reactivity	Citations	SDS
<a href="#">HPA011911</a>	polyclonal	IHC	human	3	 <a href="#">View</a>
<a href="#">HPA012615</a>	polyclonal	IHC	human	5	 <a href="#">View</a>



### Anti-DSC1 antibody produced in rabbit

**Synonym(s):** Anti-DG2/DG3, Anti-Desmocollin-1 precursor, Anti-Desmosomal glycoprotein 2/3

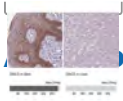
## All Photos (3)

Product No.	Clonality	Application	Species Reactivity	Citations	SDS
<a href="#">HPA012891</a>	polyclonal	IHC	human	4	 <a href="#">View</a>




### Anti-DSC3 antibody produced in rabbit

**Synonym(s):** Anti-CDHF3, Anti-DSC, Anti-DSC1, Anti-DSC2, Anti-DSC4



[Photos](#) (7)

Product No.	Clonality	Application	Species Reactivity	Citations	SDS
<a href="#">HPA073937</a>	polyclonal	IF	human		<a href="#">View</a>
<a href="#">HPA049265</a>	polyclonal	IHC	human	1	 <a href="#">View</a>



### Anti-DSCR3 antibody produced in rabbit

**Synonym(s):** Anti-Down syndrome critical region protein 3, Anti-Down syndrome critical region protein A

[All Photos](#) (2)


Product No.	Clonality	Application	Species Reactivity	Citations	SDS
<a href="#">HPA023288</a>	polyclonal	IF, IHC	human	2	<a href="#">View</a>

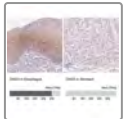


### Anti-DSG2 antibody produced in rabbit

**Synonym(s):** Anti-Desmoglein-2 precursor antibody produced in rabbit, Anti-HDGC antibody produced in rabbit

[All Photos](#) (7)



Product No.	Clonality	Application	Species Reactivity	Citations	SDS
<a href="#">HPA004896</a>	polyclonal	IF, IHC	human	2	 <a href="#">View</a>



### Anti-DSG3 antibody produced in rabbit

**Synonym(s):** Anti-CDHF6

[All Photos](#) (14)

Product No.	Clonality	Application	Species Reactivity	Citations	SDS
<a href="#">HPA056863</a>	polyclonal	IHC	human		 <a href="#">View</a>
<a href="#">HPA046864</a>	polyclonal	IHC	human		 <a href="#">View</a>



### Anti-DSG4 antibody produced in rabbit

**Synonym(s):** Anti-CDHF13, Anti-LAH

[All Photos](#) (4)



Product No.	Clonality	Application	Species Reactivity	Citations	SDS
<a href="#">HPA059456</a>	polyclonal	IHC	human		<a href="#">View</a>

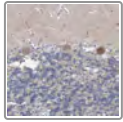


### Anti-DSP antibody produced in rabbit



otos (10)

Product No.	Clonality	Application	Species Reactivity	Citations	SDS
<a href="#">HPA054950</a>	polyclonal	IHC	human		<a href="#">View</a>
<a href="#">HPA045840</a>	polyclonal	IHC	human		<a href="#">View</a>




### Anti-DST antibody produced in rabbit

**Synonym(s):** Anti-BP240, Anti-BPA, Anti-BPAG1, Anti-CATX-15, Anti-FLJ13425, Anti-FLJ21489, Anti-FLJ30627, Anti-FLJ32235, Anti-KIAA0728, Anti-MACF2, Anti-dystonin

[All Photos](#) (5)


Product No.	Clonality	Application	Species Reactivity	Citations	SDS
<a href="#">HPA030200</a>	polyclonal	IF, IHC	human	8	<a href="#">View</a>

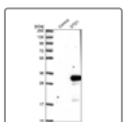


### Anti-DSTYK antibody produced in rabbit

**Synonym(s):** Anti-Dual Serine/Threonine And Tyrosine Protein Kinase, Anti-DustyPK, Anti-KIAA0472, Anti-RIP5, Anti-RIPK5

[All Photos](#) (5)


Product No.	Clonality	Application	Species Reactivity	Citations	SDS
<a href="#">HPA044140</a>	polyclonal	IHC	human		<a href="#">View</a>

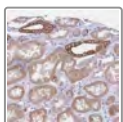


### Anti-DTD1 antibody produced in rabbit

**Synonym(s):** Anti-BA379J5.3, Anti-BA555E18.1, Anti-C20orf88, Anti-D-tyrosyl-tRNA deacylase 1 homolog (*S. cerevisiae*), Anti-DUEB, Anti-HARS2, Anti-MGC119131, Anti-MGC41905, Anti-Pqn-68

[All Photos](#) (2)

Product No.	Clonality	Application	Species Reactivity	Citations	SDS
<a href="#">HPA040981</a>	polyclonal	IHC	human		<a href="#">View</a>



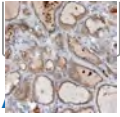
### Anti-DTNB antibody produced in rabbit

[All Photos](#) (3)

Product No.	Clonality	Application	Species Reactivity	Citations	SDS
<a href="#">HPA061357</a>	polyclonal	IF, IHC	human		<a href="#">View</a>




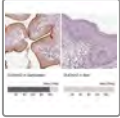
### Anti-DUOX1 antibody produced in rabbit



**Synonym(s):** Anti-Dual oxidase 1, Anti-Large NOX 1, Anti-Long NOX 1, Anti-NADPH thyroid oxidase 1, Anti-Thyroid oxidase 1


[Photos \(3\)](#)


Product No.	Clonality	Application	Species Reactivity	Citations	SDS
<a href="#">HPA023544</a>	polyclonal	IHC	human	4	 <a href="#">View</a>



### Anti-DUOXA2 antibody produced in rabbit

[All Photos \(6\)](#)


Product No.	Clonality	Application	Species Reactivity	Citations	SDS
<a href="#">HPA063548</a>	polyclonal	IHC	human		 <a href="#">View</a>

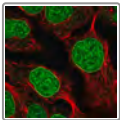


### Anti-DUPD1 antibody produced in rabbit

**Synonym(s):** Anti-Dual specificity phosphatase and pro isomerase domain containing 1, Anti-Dusp27

[All Photos \(2\)](#)

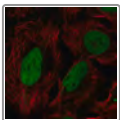
Product No.	Clonality	Application	Species Reactivity	Citations	SDS
<a href="#">HPA042964</a>	polyclonal	IHC	human		 <a href="#">View</a>



### Anti-DUSP2 antibody produced in rabbit

[All Photos \(1\)](#)

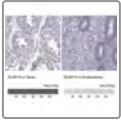
Product No.	Clonality	Application	Species Reactivity	Citations	SDS
<a href="#">HPA071920</a>	polyclonal	IF	human		<a href="#">View</a>



### Anti-DUSP27 antibody produced in rabbit


[All Photos \(1\)](#)

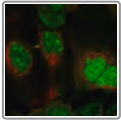
Product No.	Clonality	Application	Species Reactivity	Citations	SDS
<a href="#">HPA012912</a>	polyclonal	IF	human		<a href="#">View</a>



### Anti-DUSP15 antibody produced in rabbit

[All Photos](#) (4)

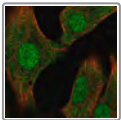
Product No.	Clonality	Application	Species Reactivity	Citations	SDS
<a href="#">HPA076649</a>	polyclonal	IF, IHC	human		<a href="#">View</a>



### Anti-DUSP11 antibody produced in rabbit

[All Photos](#) (1)

Product No.	Clonality	Application	Species Reactivity	Citations	SDS
<a href="#">HPA021052</a>	polyclonal	IF	human		<a href="#">View</a>



### Anti-DUSP3 antibody produced in rabbit

[All Photos](#) (1)

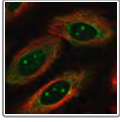
Product No.	Clonality	Application	Species Reactivity	Citations	SDS
<a href="#">HPA063616</a>	polyclonal	IF	human		<a href="#">View</a>

[All Photos](#) (1) **Anti-DUSP18 antibody produced in rabbit**

---

Product No.	Clonality	Application	Species Reactivity	Citations	SDS
<a href="#">HPA051349</a>	polyclonal	IF	human		<a href="#">View</a>

---

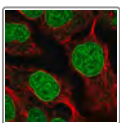


**Anti-DUSP1 antibody produced in rabbit**

[All Photos](#) (2)

---

Product No.	Clonality	Application	Species Reactivity	Citations	SDS
<a href="#">HPA069577</a>	polyclonal	IF	human	2	<a href="#">View</a>



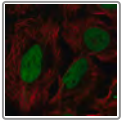
**Anti-DUSP2 antibody produced in rabbit**

[All Photos](#) (1)

---



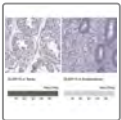
Product No.	Clonality	Application	Species Reactivity	Citations	SDS
<a href="#">HPA071920</a>	polyclonal	IF	human		<a href="#">View</a>



### Anti-DUSP27 antibody produced in rabbit


[All Photos](#) (1)

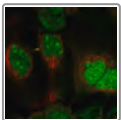
Product No.	Clonality	Application	Species Reactivity	Citations	SDS
<a href="#">HPA012912</a>	polyclonal	IF	human		<a href="#">View</a>



### Anti-DUSP15 antibody produced in rabbit

[All Photos](#) (4)

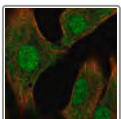
Product No.	Clonality	Application	Species Reactivity	Citations	SDS
<a href="#">HPA076649</a>	polyclonal	IF, IHC	human		 <a href="#">View</a>



### Anti-DUSP11 antibody produced in rabbit

[All Photos](#) (1)

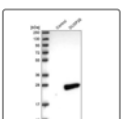
Product No.	Clonality	Application	Species Reactivity	Citations	SDS
<a href="#">HPA021052</a>	polyclonal	IF	human		<a href="#">View</a>



### Anti-DUSP3 antibody produced in rabbit

[All Photos](#) (1)


Product No.	Clonality	Application	Species Reactivity	Citations	SDS
<a href="#">HPA063616</a>	polyclonal	IF	human		<a href="#">View</a>



### Anti-DUSP26 antibody produced in rabbit

**Synonym(s):** Anti-DUSP24, Anti-MGC1136

[All Photos](#) (6)

Product No.	Clonality	Application	Species Reactivity	Citations	SDS
<a href="#">HPA018221</a>	polyclonal	IF, IHC	human	1	 <a href="#">View</a>

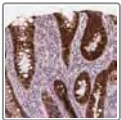


### Anti-DUSP10 antibody produced in rabbit

**Synonym(s):** Anti-Dual specificity protein phosphatase 10, Anti-MAP kinase phosphatase 5, Anti-MKP-5, Anti-Mitogen-activated protein kinase phosphatase 5

**All Photos** (2)

Product No.	Clonality	Application	Species Reactivity	Citations	SDS
<a href="#">HPA016758</a>	polyclonal	IF, IHC	human	3	<a href="#">View</a>




### Anti-DUSP16 antibody produced in rabbit

**Synonym(s):** Anti-Dual specificity protein phosphatase 16, Anti-MAP kinase phosphatase 7, Anti-MKP-7, Anti-Mitogen-activated protein kinase phosphatase 7

**All Photos** (2)


Product No.	Clonality	Application	Species Reactivity	Citations	SDS
<a href="#">HPA020326</a>	polyclonal	IF, IHC	human	3	<a href="#">View</a>




### Anti-DUSP19 antibody produced in rabbit

**Synonym(s):** Anti-Dual specificity protein phosphatase 19, Anti-Dual-specificity phosphatase TS-DSP1, Anti-LMW-DSP3, Anti-Protein phosphatase SKRP1, Anti-SAPK pathway-regulating phosphatase 1, Anti-Stress-activated protein kinase pathway-regulating phosphatase 1

**All Photos** (2)


Product No.	Clonality	Application	Species Reactivity	Citations	SDS
<a href="#">HPA021501</a>	polyclonal	IHC	human	3	 <a href="#">View</a>



### Anti-DUSP14 antibody produced in rabbit

**Synonym(s):** Anti-Dual specificity protein phosphatase 14, Anti-MAP kinase phosphatase 6, Anti-MKP-6, Anti-MKP-L, Anti-Mitogen-activated protein kinase phosphatase 6

**All Photos** (6)


Product No.	Clonality	Application	Species Reactivity	Citations	SDS
<a href="#">HPA019911</a>	polyclonal	IF, IHC	human	3	 <a href="#">View</a>

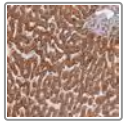


### Anti-DUSP9 antibody produced in rabbit

**Synonym(s):** Anti-Dual specificity protein phosphatase 9 antibody produced in rabbit, Anti-MAP kinase phosphatase 4 antibody produced in rabbit, Anti-MKP-4 antibody produced in rabbit, Anti-Mitogen-activated protein kinase phosphatase 4 antibody produced in rabbit

**All Photos** (3)

Product No.	Clonality	Application	Species Reactivity	Citations	SDS
<a href="#">HPA003336</a>	polyclonal	IHC	human	3	 <a href="#">View</a>

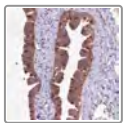


### Anti-DYM antibody produced in rabbit

**Synonym(s):** Anti-DMC, Anti-FLJ20071, Anti-SMC, Anti-dymeclin

[All Photos](#) (5)

Product No.	Clonality	Application	Species Reactivity	Citations	SDS
<a href="#">HPA049187</a>	polyclonal	IF	human		<a href="#">View</a>
<a href="#">HPA043551</a>	polyclonal	IHC	human	1	<a href="#">View</a>




### Anti-DYNC2H1 antibody produced in rabbit

**Synonym(s):** Anti-DHC1b, Anti-DHC2, Anti-DNCH2, Anti-DYH1B, Anti-Dynein, cytoplasmic 2, heavy chain 1, Anti-Hdhc11, Anti-hdhc11

[All Photos](#) (4)



Product No.	Clonality	Application	Species Reactivity	Citations	SDS
<a href="#">HPA039016</a>	polyclonal	IF, IHC	human		<a href="#">View</a>
<a href="#">HPA039015</a>	polyclonal	IF, IHC	human		<a href="#">View</a>

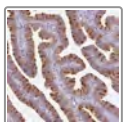


### Anti-DYNC112 antibody produced in rabbit

**Synonym(s):** Anti-DNC12

[All Photos](#) (9)

Product No.	Clonality	Application	Species Reactivity	Citations	SDS
<a href="#">HPA053987</a>	polyclonal	IF, IHC	human		 <a href="#">View</a>
<a href="#">HPA040619</a>	polyclonal	IF, IHC	human	2	 <a href="#">View</a>

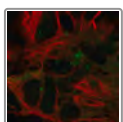


### Anti-DYNC2LI1 antibody produced in rabbit

**Synonym(s):** Anti-CGI-60, Anti-D2LIC, Anti-DKFZP564A033, Anti-LIC3

[All Photos](#) (3)

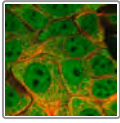
Product No.	Clonality	Application	Species Reactivity	Citations	SDS
<a href="#">HPA062905</a>	polyclonal	IF, IHC	human	1	<a href="#">View</a>



### Anti-DYNC1LI2 antibody produced in rabbit

## All Photos (1)

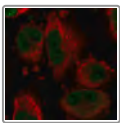
Product No.	Clonality	Application	Species Reactivity	Citations	SDS
<a href="#">HPA057201</a>	polyclonal	IF	human		<a href="#">View</a>



### Anti-DYNLL1 antibody produced in rabbit

## All Photos (2)

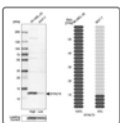
Product No.	Clonality	Application	Species Reactivity	Citations	SDS
<a href="#">HPA039954</a>	polyclonal	IF	human	1	<a href="#">View</a>



### Anti-DYNLT1 antibody produced in rabbit

## All Photos (2)


Product No.	Clonality	Application	Species Reactivity	Citations	SDS
<a href="#">HPA046559</a>	polyclonal	IF	human	1	<a href="#">View</a>



### Anti-DYNLT3 antibody produced in rabbit

**Synonym(s):** Anti-Dynein light chain Tctex-type 3, Anti-Protein 91/23

## All Photos (6)



Product No.	Clonality	Application	Species Reactivity	Citations	SDS
<a href="#">HPA003938</a>	polyclonal	IHC	rat, human	1	 <a href="#">View</a>

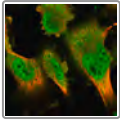


### Anti-DYRK4 antibody produced in rabbit

**Synonym(s):** Anti-HSST2, Anti-NST2, Anti-dual-specificity tyrosine-(Y)-phosphorylation regulated kinase 4

## All Photos (13)

Product No.	Clonality	Application	Species Reactivity	Citations	SDS
<a href="#">HPA028065</a>	polyclonal	IF, IHC	human	 <a href="#">View</a>	
<a href="#">HPA056073</a>	polyclonal	IF, IHC	human	 <a href="#">View</a>	

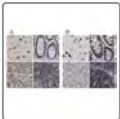


## Anti-DYRK2 antibody produced in rabbit

**Synonym(s):** Anti-Dual specificity tyrosine-phosphorylation-regulated kinase 2

[All Photos](#) (2)



Product No.	Clonality	Application	Species Reactivity	Citations	SDS
<a href="#">HPA056902</a>	polyclonal	IF	human		<a href="#">View</a>
<a href="#">HPA027230</a>	polyclonal	IF	human	3	<a href="#">View</a>

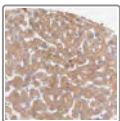


## Anti-EBAG9 antibody produced in rabbit

**Synonym(s):** Anti-Cancer-associated surface antigen RCAS1, Anti-Estrogen receptor-binding fragment-associated gene 9 protein, Anti-Receptor-binding cancer antigen expressed on SiSo cells

[All Photos](#) (10)

Product No.	Clonality	Application	Species Reactivity	Citations	SDS
<a href="#">HPA021154</a>	polyclonal	IHC	human	4	 <a href="#">View</a>
<a href="#">HPA021153</a>	polyclonal	IHC	human	4	 <a href="#">View</a>



## Anti-EBP antibody produced in rabbit

**Synonym(s):** Anti- $\Delta^8, \Delta^7$  sterol isomerase antibody produced in rabbit, Anti-3- $\beta$ -Hydroxysteroid- $\Delta^8, \Delta^7$ -isomerase antibody produced in rabbit, Anti-Cholestenol  $\Delta$ -isomerase antibody produced in rabbit, Anti-D8-D7 sterol isomerase antibody produced in rabbit, Anti-Emopamil-binding protein antibody produced in rabbit

[All Photos](#) (5)

Product No.	Clonality	Application	Species Reactivity	Citations	SDS
<a href="#">HPA003130</a>	polyclonal	IF, IHC	human	4	<a href="#">View</a>



## Anti-ECD antibody produced in rabbit

**Synonym(s):** Anti-GCR2, Anti-hSGT1

[All Photos](#) (6)


Product No.	Clonality	Application	Species Reactivity	Citations	SDS
<a href="#">HPA006465</a>	polyclonal	IF, IHC	human	1	<a href="#">View</a>

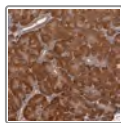


## Anti-ECE2 antibody produced in rabbit

**Synonym(s):** Anti-Endothelin converting enzyme 2, Anti-Kiaa0604, Anti-Mgc2408

[All Photos](#) (4)

Product No.	Clonality	Application	Species Reactivity	Citations	SDS
<a href="#">HPA062215</a>	polyclonal	IF	human		<a href="#">View</a>
<a href="#">HPA043346</a>	polyclonal	IHC	human		 <a href="#">View</a>

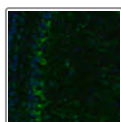


### Anti-ECE1 antibody produced in rabbit

**Synonym(s):** Anti-Endothelin-converting enzyme 1 antibody produced in rabbit

[All Photos](#) (3)

Product No.	Clonality	Application	Species Reactivity	Citations	SDS
<a href="#">HPA013616</a>	polyclonal	IHC	human	2	<a href="#">View</a>
<a href="#">HPA001490</a>	polyclonal	IHC	human	2	<a href="#">View</a>

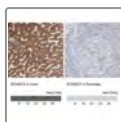


### Anti-ECH1 antibody produced in rabbit

**Synonym(s):** Anti-Delta(3,5)-Delta(2,4)-dienoyl-CoA isomerase, mitochondrial precursor

[All Photos](#) (10)



Product No.	Clonality	Application	Species Reactivity	Citations	SDS
<a href="#">HPA002907</a>	polyclonal	IHC	human	2	<a href="#">View</a>
<a href="#">HPA005835</a>	polyclonal	IHC	rat, mouse, human	3	<a href="#">View</a>



### Anti-ECHDC2 antibody produced in rabbit

**Synonym(s):** Anti-Enoyl-CoA hydratase domain-containing protein 2, mitochondrial



[All Photos](#) (7)


Product No.	Clonality	Application	Species Reactivity	Citations	SDS
<a href="#">HPA026768</a>	polyclonal	IHC	human	2	 <a href="#">View</a>
<a href="#">HPA026731</a>	polyclonal	IHC	human		 <a href="#">View</a>

All

## Anti-ECHS1 antibody produced in rabbit

**Photos** (16) **Synonym(s):** Anti-Enoyl-CoA hydratase 1, Anti-Enoyl-CoA hydratase, mitochondrial, Anti-SCEH, Anti-Short chain enoyl-CoA hydratase



Product No.	Clonality	Application	Species Reactivity	Citations		SDS
<a href="#">HPA021995</a>	polyclonal	IF, IHC	rat, mouse, human	4		<a href="#">View</a>
<a href="#">HPA022476</a>	polyclonal	IF, IHC	rat, human, mouse	4		<a href="#">View</a>



## Anti-ECI1 antibody produced in rabbit

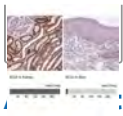
**Synonym(s):** Anti-DCI, Anti-Enoyl-Coa Delta Isomerase 1

**All Photos** (14)


Product No.	Clonality	Application	Species Reactivity	Citations		SDS
<a href="#">HPA041746</a>	polyclonal	IHC	human			<a href="#">View</a>
<a href="#">HPA043227</a>	polyclonal	IHC	human			<a href="#">View</a>



## Anti-ECI2 antibody produced in rabbit



os (12)

Product No.	Clonality	Application	Species Reactivity	Citations	SDS
<a href="#">HPA031626</a>	polyclonal	IF, IHC	human		<a href="#">View</a>

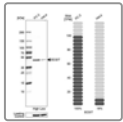


### Anti-ECM2 antibody produced in rabbit

**Synonym(s):** Anti-Extracellular matrix protein 2, female organ and adipocyte specific

[All Photos](#) (1)


Product No.	Clonality	Application	Species Reactivity	Citations	SDS
<a href="#">HPA035347</a>	polyclonal	IHC	human	1	<a href="#">View</a>

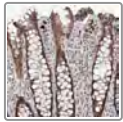


### Anti-ECSIT antibody produced in rabbit

**Synonym(s):** Anti-ECSIT Homolog (Drosophila), Anti-SITPEC

[All Photos](#) (4)

Product No.	Clonality	Application	Species Reactivity	Citations	SDS
<a href="#">HPA042979</a>	polyclonal	IF, IHC	mouse, human, rat	1	 <a href="#">View</a>

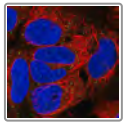


### Anti-ECT2L antibody produced in rabbit

**Synonym(s):** Anti-ARHGEF32, Anti-C6orf91, Anti-Epithelial cell transforming sequence 2 oncogene-like

[All Photos](#) (1)

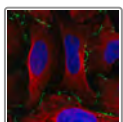
Product No.	Clonality	Application	Species Reactivity	Citations	SDS
<a href="#">HPA035488</a>	polyclonal	IHC	human		<a href="#">View</a>



### Anti-EDA antibody produced in rabbit

[All Photos](#) (2)

Product No.	Clonality	Application	Species Reactivity	Citations	SDS
<a href="#">HPA037973</a>	polyclonal	IF	human		<a href="#">View</a>
<a href="#">HPA037972</a>	polyclonal	IF	human	1	<a href="#">View</a>

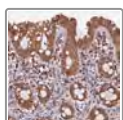


### Anti-EDA2R antibody produced in rabbit

[All Photos](#) (1)



Product No.	Clonality	Application	Species Reactivity	Citations	SDS
<a href="#">HPA054522</a>	polyclonal	IF	human		<a href="#">View</a>

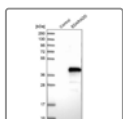


### Anti-EDAR antibody produced in rabbit

**Synonym(s):** Anti-DI, Anti-Ectodysplasin a receptor, Anti-Ed1r, Anti-Ed3, Anti-Ed5, Anti-Eda1r, Anti-Eda3

[All Photos](#) (1)


Product No.	Clonality	Application	Species Reactivity	Citations	SDS
<a href="#">HPA042292</a>	polyclonal	IHC	human	5	<a href="#">View</a>



### Anti-EDARADD antibody produced in rabbit

**Synonym(s):** Anti-Crinkled homolog, Anti-EDAR-associated death domain protein, Anti-Ectodysplasin-A receptor-associated adapter protein

[All Photos](#) (6)

Product No.	Clonality	Application	Species Reactivity	Citations	SDS
<a href="#">HPA018836</a>	polyclonal	IHC, WB	human	5	 <a href="#">View</a>

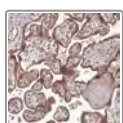


### Anti-EDEM1 antibody produced in rabbit

**Synonym(s):** Anti-EDEM, Anti-ER degradation enhancer, mannosidase  $\alpha$ -like 1, Anti-KIAA0212

[All Photos](#) (2)

Product No.	Clonality	Application	Species Reactivity	Citations	SDS
<a href="#">HPA029565</a>	polyclonal	IF, IHC	human		<a href="#">View</a>




### Anti-EDEM2 antibody produced in rabbit

**Synonym(s):** Anti-C20orf31, Anti-C20orf49, Anti-FLJ10783, Anti-bA4204.1

[All Photos](#) (5)

Product No.	Clonality	Application	Species Reactivity	Citations	SDS
<a href="#">HPA048353</a>	polyclonal	IHC	human		<a href="#">View</a>



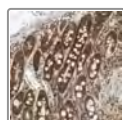
### Anti-EDEM3 antibody produced in rabbit

**Synonym(s):** Anti-ER degradation-enhancing alpha-mannosidase-like 3

[All Photos](#) (5)

Product No.	Clonality	Application	Species Reactivity	Citations	SDS
<a href="#">HPA027297</a>	polyclonal	IF	human		<a href="#">View</a>
<a href="#">HPA025755</a>	polyclonal	IHC	human	2	<a href="#">View</a>

Product No.	Clonality	Application	Species Reactivity	Citations	SDS
<a href="#">HPA025754</a>	polyclonal	IHC	human	2	<a href="#">View</a>



### Anti-EDF1 antibody produced in rabbit

**Synonym(s):** Anti-EDF-1, Anti-MGC46457, Anti-endothelial differentiation-related factor 1

[All Photos](#) (7)


Product No.	Clonality	Application	Species Reactivity	Citations	SDS
<a href="#">HPA035642</a>	polyclonal	IF, IHC	human		<a href="#">View</a>



### Anti-EDN1 antibody produced in rabbit

**Synonym(s):** Anti-ET1, Anti-endothelin 1

[All Photos](#) (3)

Product No.	Clonality	Application	Species Reactivity	Citations	SDS
<a href="#">HPA031976</a>	polyclonal	IF, IHC, WB	human	1	 <a href="#">View</a>



### Anti-EEA1 antibody produced in rabbit

**Synonym(s):** Anti-Early endosome antigen 1, Anti-ZFYVE2

[All Photos](#) (5)

Product No.	Clonality	Application	Species Reactivity	Citations	SDS
<a href="#">HPA038158</a>	polyclonal	IHC	human	3	<a href="#">View</a>
<a href="#">HPA038159</a>	polyclonal	IHC	human, mouse	3	<a href="#">View</a>

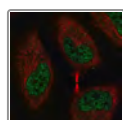


### Anti-EEF1D antibody produced in rabbit

**Synonym(s):** Anti-EF-1D, Anti-Eukaryotic Translation Elongation Factor 1 Delta (Guanine Nucleotide Exchange Protein), Anti-FLJ20897

[All Photos](#) (5)


Product No.	Clonality	Application	Species Reactivity	Citations	SDS
<a href="#">HPA051002</a>	polyclonal	IF	human		<a href="#">View</a>
<a href="#">HPA045101</a>	polyclonal	IHC	mouse, rat, human		<a href="#">View</a>



### Anti-EEF2K antibody produced in rabbit

[All Photos](#) (1)


Product No.	Clonality	Application	Species Reactivity	Citations	SDS
<a href="#">HPA056061</a>	polyclonal	IF	human		<a href="#">View</a>

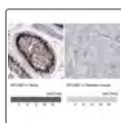


### Anti-EFCAB6 antibody produced in rabbit

**Synonym(s):** Anti-CAP-binding protein complex-interacting protein 1 antibody produced in rabbit, Anti-DJ-1-binding protein antibody produced in rabbit, Anti-DJBP

[All Photos](#) (2)


Product No.	Clonality	Application	Species Reactivity	Citations	SDS
<a href="#">HPA003098</a>	polyclonal	IF, IHC (p), WB	human	1	 <a href="#">View</a>

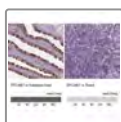


### Anti-EFCAB7 antibody produced in rabbit

**Synonym(s):** Anti-EF-hand calcium binding domain 7, Anti-KIAA1799, Anti-RP4-534K7.1

[All Photos](#) (6)


Product No.	Clonality	Application	Species Reactivity	Citations	SDS
<a href="#">HPA029612</a>	polyclonal	IHC	human		 <a href="#">View</a>
<a href="#">HPA029611</a>	polyclonal	IF, IHC	human		<a href="#">View</a>
<a href="#">HPA029613</a>	polyclonal	IHC	human		<a href="#">View</a>

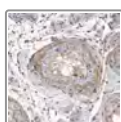


### Anti-EFCAB1 antibody produced in rabbit

**Synonym(s):** Anti-EF-hand calcium-binding domain-containing protein 1

[All Photos](#) (7)

Product No.	Clonality	Application	Species Reactivity	Citations	SDS
<a href="#">HPA069955</a>	polyclonal	IF	human		<a href="#">View</a>
<a href="#">HPA023527</a>	polyclonal	IHC	human	1	 <a href="#">View</a>

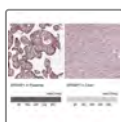


### Anti-EFEMP2 antibody produced in rabbit

**Synonym(s):** Anti-EGF-containing fibulin-like extracellular matrix protein 2, Anti-FIBL-4, Anti-Fibulin-4, Anti-Protein UPH1


[All Photos](#) (1)

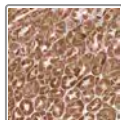
Product No.	Clonality	Application	Species Reactivity	Citations	SDS
<a href="#">HPA023270</a>	polyclonal	IHC	human	1	<a href="#">View</a>



### Anti-EFEMP1 antibody produced in rabbit

[All Photos](#) (5)

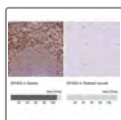
Product No.	Clonality	Application	Species Reactivity	Citations	SDS
<a href="#">HPA070841</a>	polyclonal	IHC	human		<a href="#">View</a>



**Anti-EFHC1 antibody produced in rabbit**

[All Photos](#) (1)


Product No.	Clonality	Application	Species Reactivity	Citations	SDS
<a href="#">HPA035307</a>	polyclonal	IHC	human		<a href="#">View</a>

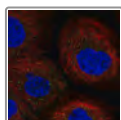


**Anti-EFHD2 antibody produced in rabbit**

**Synonym(s):** Anti-EF-hand domain family, member D2, Anti-MGC4342

[All Photos](#) (5)

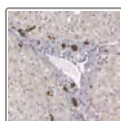
Product No.	Clonality	Application	Species Reactivity	Citations	SDS
<a href="#">HPA048961</a>	polyclonal	IF, IHC	human	1	 <a href="#">View</a>



**Anti-EFNA5 antibody produced in rabbit**

[All Photos](#) (1)

Product No.	Clonality	Application	Species Reactivity	Citations	SDS
<a href="#">HPA054047</a>	polyclonal	IF	human		<a href="#">View</a>

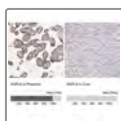


**Anti-EFS antibody produced in rabbit**

**Synonym(s):** Anti-CASS3, Anti-EFS1, Anti-EFS2, Anti-HEFS, Anti-SIN

[All Photos](#) (2)


Product No.	Clonality	Application	Species Reactivity	Citations	SDS
<a href="#">HPA001581</a>	polyclonal	IHC	human		<a href="#">View</a>

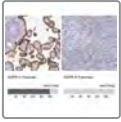


**Anti-EGFL6 antibody produced in rabbit**

**Synonym(s):** Anti-MAEG

[All Photos](#) (5)



Product No.	Clonality	Application	Species Reactivity	Citations	SDS
<a href="#">HPA001838</a>	polyclonal	IHC	human	1	 <a href="#">View</a>



## Anti-EGFR antibody produced in rabbit

**Synonym(s):** Anti-Epidermal growth factor receptor precursor antibody produced in rabbit, Anti-Receptor tyrosine-protein kinase ErbB-1 antibody produced in rabbit

[All Photos](#) (13)



Product No.	Clonality	Application	Species Reactivity	Citations	SDS
<a href="#">HPA018530</a>	polyclonal	IF, IHC	rat, mouse, human	18	 <a href="#">View</a>
<a href="#">HPA001200</a>	polyclonal	IHC	human	11	 <a href="#">View</a>



## Anti-EHBP1 antibody produced in rabbit

**Synonym(s):** Anti-EH domain binding protein 1, Anti-KIAA0903, Anti-NACSIN


[All Photos](#) (11)

Product No.	Clonality	Application	Species Reactivity	Citations	SDS
<a href="#">HPA035469</a>	polyclonal	IF, IHC	human, mouse		 <a href="#">View</a>
<a href="#">HPA035468</a>	polyclonal	IF, IHC	human		

## [All Photos](#) (5) **Anti-EHBP1L1 antibody produced in rabbit**

**Synonym(s):** Anti-Dkfzp762c186, Anti-Eh domain binding protein 1-like 1, Anti-Tangerin

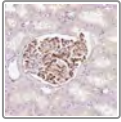
Product No.	Clonality	Application	Species Reactivity	Citations	SDS
<a href="#">HPA039479</a>	polyclonal	IF, IHC	human		<a href="#">View</a>



## **Anti-EHD1 antibody produced in rabbit**

### [All Photos](#) (3)

Product No.	Clonality	Application	Species Reactivity	Citations	SDS
<a href="#">HPA067747</a>	polyclonal	IF	human		<a href="#">View</a>
<a href="#">HPA066751</a>	polyclonal	IF	human		<a href="#">View</a>

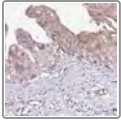


### Anti-EHD3 antibody produced in rabbit

**Synonym(s):** Anti-PAST3

[All Photos](#) (10)

Product No.	Clonality	Application	Species Reactivity	Citations	SDS
<a href="#">HPA049890</a>	polyclonal	IHC	human	1	<a href="#">View</a>
<a href="#">HPA049986</a>	polyclonal	IHC	human		<a href="#">View</a>

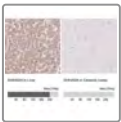


### Anti-EHD4 antibody produced in rabbit

**Synonym(s):** Anti-PAST4

[All Photos](#) (4)



Product No.	Clonality	Application	Species Reactivity	Citations	SDS
<a href="#">HPA052729</a>	polyclonal	IHC	human		<a href="#">View</a>

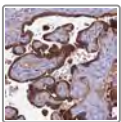


### Anti-EHHADH antibody produced in rabbit

**Synonym(s):** Anti-ECHD, Anti-Enoyl-CoA, hydratase/3-hydroxyacyl CoA dehydrogenase

[All Photos](#) (7)

Product No.	Clonality	Application	Species Reactivity	Citations	SDS
<a href="#">HPA036401</a>	polyclonal	IHC	human		<a href="#">View</a>
<a href="#">HPA042021</a>	polyclonal	IHC	human		<a href="#">View</a>



### Anti-EID2 antibody produced in rabbit

**Synonym(s):** Anti-CRI2, Anti-EID-2, Anti-EP300 Interacting Inhibitor Of Differentiation 2, Anti-MGC20452

[All Photos](#) (2)

Product No.	Clonality	Application	Species Reactivity	Citations	SDS
<a href="#">HPA045477</a>	polyclonal	IF, IHC	human		<a href="#">View</a>



### Anti-EID3 antibody produced in rabbit

**Synonym(s):** Anti-FLJ25832, Anti-NSE4B, Anti-NSMCE4B

[All Photos](#) (2)

Product No.	Clonality	Application	Species Reactivity	Citations	SDS
<a href="#">HPA059367</a>	polyclonal	IF, IHC	human		<a href="#">View</a>

Product No.	Clonality	Application	Species Reactivity	Citations	SDS
-------------	-----------	-------------	--------------------	-----------	-----



### Anti-EID1 antibody produced in rabbit

**Synonym(s):** Anti-C15orf3, Anti-CRI1, Anti-EID-1, Anti-EP300 interacting inhibitor of differentiation 1

[All Photos](#) (3)

Product No.	Clonality	Application	Species Reactivity	Citations	SDS
<a href="#">HPA051122</a>	polyclonal	IF, IHC	human		<a href="#">View</a>
<a href="#">HPA051123</a>	polyclonal	IHC	human		<a href="#">View</a>



### Anti-EIF2AK1 antibody produced in rabbit

**Synonym(s):** Anti-Eukaryotic translation initiation factor 2-alpha kinase 1, Anti-HCR, Anti-Heme- regulated inhibitor, Anti-Heme-controlled repressor, Anti-Heme-regulated eukaryotic initiation factor eIF-2-alpha kinase, Anti-Hemin-sensitive initiation factor 2-alpha kinase

[All Photos](#) (3)

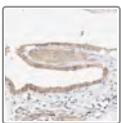
Product No.	Clonality	Application	Species Reactivity	Citations	SDS
<a href="#">HPA016496</a>	polyclonal	IF, IHC	human	2	<a href="#">View</a>



### Anti-EIF2AK2 antibody produced in rabbit

[All Photos](#) (3)

Product No.	Clonality	Application	Species Reactivity	Citations	SDS
<a href="#">HPA063893</a>	polyclonal	IF	human		<a href="#">View</a>
<a href="#">HPA019795</a>	polyclonal	IHC	human	4	<a href="#">View</a>



### Anti-EIF2AK4 antibody produced in rabbit

**Synonym(s):** Anti-GCN2, Anti-KIAA1338

[All Photos](#) (3)

Product No.	Clonality	Application	Species Reactivity	Citations	SDS
<a href="#">HPA011811</a>	polyclonal	IF, IHC	human		<a href="#">View</a>



### Anti-EIF2D antibody produced in rabbit

**Synonym(s):** Anti-LGTN, Anti-Ligatin

[All Photos](#) (6)




Product No.	Clonality	Application	Species Reactivity	Citations	SDS
<a href="#">HPA028220</a>	polyclonal	IF, IHC	human	1	<a href="#">View</a>



### Anti-ELANE antibody produced in rabbit


[All Photos](#) (3)

Product No.	Clonality	Application	Species Reactivity	Citations	SDS
<a href="#">HPA066836</a>	polyclonal	IHC	human	1	 <a href="#">View</a>



### Anti-ELK1 antibody produced in rabbit

[All Photos](#) (5)

Product No.	Clonality	Application	Species Reactivity	Citations	SDS
<a href="#">HPA064381</a>	polyclonal	IF	human		<a href="#">View</a>
<a href="#">HPA036084</a>	polyclonal	IF, IHC	human		 <a href="#">View</a>

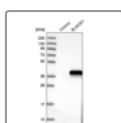


### Anti-ELMOD2 antibody produced in rabbit

**Synonym(s):** Anti-ELMO/CED-12 domain containing 2, Anti-MGC10084

[All Photos](#) (3)



Product No.	Clonality	Application	Species Reactivity	Citations	SDS
<a href="#">HPA047600</a>	polyclonal	IF, IHC	human		<a href="#">View</a>

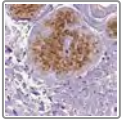


### Anti-ELMOD1 antibody produced in rabbit

**Synonym(s):** Anti-Dkfzp547c176, Anti-Elmo/ced-12 domain containing 1

[All Photos](#) (4)

Product No.	Clonality	Application	Species Reactivity	Citations	SDS
<a href="#">HPA038435</a>	polyclonal	IF, IHC (p), WB	human		 <a href="#">View</a>
<a href="#">HPA038434</a>	polyclonal	IF, IHC (p), WB	human		 <a href="#">View</a>



### Anti-ELOVL3 antibody produced in rabbit

**Synonym(s):** Anti-CIG-30, Anti-KIAA0395, Anti-TIX1, Anti-elongation of very long chain fatty acids (FEN1/Elo2, SUR4/Elo3, yeast)-like 3

**All Photos** (5)


Product No.	Clonality	Application	Species Reactivity	Citations	SDS
<a href="#">HPA036236</a>	polyclonal	IF, IHC	human		<a href="#">View</a>



### Anti-ELOVL1 antibody produced in rabbit

**Synonym(s):** Anti-Ssc1

**All Photos** (6)

Product No.	Clonality	Application	Species Reactivity	Citations	SDS
<a href="#">HPA056557</a>	polyclonal	IF, IHC	human		 <a href="#">View</a>

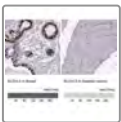


### Anti-ELOVL7 antibody produced in rabbit

**Synonym(s):** Anti-ELOVL family member 7, elongation of long chain fatty acids (yeast), Anti-FLJ23563


**All Photos** (2)

Product No.	Clonality	Application	Species Reactivity	Citations	SDS
<a href="#">HPA036337</a>	polyclonal	IHC	human	1	<a href="#">View</a>



### Anti-ELOVL5 antibody produced in rabbit

**All Photos** (9)

Product No.	Clonality	Application	Species Reactivity	Citations	SDS
<a href="#">HPA054197</a>	polyclonal	IF	human		<a href="#">View</a>
<a href="#">HPA047752</a>	polyclonal	IF, IHC, WB	human	3	 <a href="#">View</a>

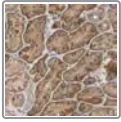


### Anti-ELP2 antibody produced in rabbit

**Synonym(s):** Anti-ELP2, Anti-Elongator complex protein 2, Anti-SHINC-2, Anti-STAT3-interacting protein, Anti-STATIP1 antibody produced in rabbit, Anti-StIP1

**All Photos** (2)

Product No.	Clonality	Application	Species Reactivity	Citations	SDS
<a href="#">HPA002996</a>	polyclonal	IF, IHC	human		<a href="#">View</a>




## Anti-EMCN antibody produced in rabbit

**Synonym(s):** Anti-Endomucin precursor antibody produced in rabbit, Anti-Endomucin-2 antibody produced in rabbit, Anti-Gastric cancer antigen Ga34 antibody produced in rabbit, Anti-Mucin-14 antibody produced in rabbit

[All Photos](#) (1)


Product No.	Clonality	Application	Species Reactivity	Citations	SDS
<a href="#">HPA005928</a>	polyclonal	IHC	human	3	<a href="#">View</a>




## Anti-EMD antibody produced in rabbit

**Synonym(s):** Anti-Emerin antibody produced in rabbit

[All Photos](#) (4)


Product No.	Clonality	Application	Species Reactivity	Citations	SDS
<a href="#">HPA000609</a>	polyclonal	IF, IHC	rat, human, mouse	8	 <a href="#">View</a>

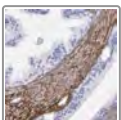


## Anti-EMID1 antibody produced in rabbit

**Synonym(s):** Anti-EMI domain-containing protein 1 precursor antibody produced in rabbit, Anti-Emilin and multimerin domain-containing protein 1 antibody produced in rabbit, Anti-Protein Emu1 antibody produced in rabbit

[All Photos](#) (2)

Product No.	Clonality	Application	Species Reactivity	Citations	SDS
<a href="#">HPA000592</a>	polyclonal	IHC	human	1	 <a href="#">View</a>

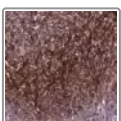


## Anti-EMILIN1 antibody produced in rabbit

**Synonym(s):** Anti-EMILIN-1 precursor antibody produced in rabbit, Anti-Elastin microfibril interface-located protein 1 antibody produced in rabbit, Anti-Elastin microfibril interfacier 1 antibody produced in rabbit

[All Photos](#) (5)

Product No.	Clonality	Application	Species Reactivity	Citations	SDS
<a href="#">HPA002822</a>	polyclonal	IHC	human	9	<a href="#">View</a>

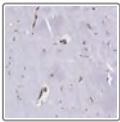
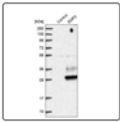




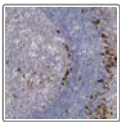


## Anti-EMILIN3 antibody produced in rabbit

**Synonym(s):** Anti-C20orf130, Anti-EMILIN5, Anti-dJ620E11.4, Anti-elastic microfibril interfacier 3

[All Photos](#) (2)

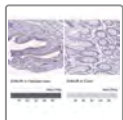
Product No.	Clonality	Application	Species Reactivity	Citations	SDS
<a href="#">HPA044034</a>	polyclonal	IHC	human		<a href="#">View</a>
<a href="#">HPA059912</a>	polyclonal	IHC	human	2	<a href="#">View</a>

Product No.	Clonality	Application	Species Reactivity	Citations	SDS
	<b>Anti-EML1 antibody produced in rabbit</b> <b>Synonym(s):</b> Anti-ELP79, Anti-EMAP, Anti-EMAPL, Anti-HuEMAP				
<a href="#">All Photos</a> (1)					
Product No.	Clonality	Application	Species Reactivity	Citations	SDS
<a href="#">HPA049105</a>	polyclonal	IHC	human		<a href="#">View</a>
	<b>Anti-EMP2 antibody produced in rabbit</b> <b>Synonym(s):</b> Anti-EMP-2, Anti-Epithelial membrane protein 2, Anti-Protein XMP				
<a href="#">All Photos</a> (7)					
Product No.	Clonality	Application	Species Reactivity	Citations	SDS
<a href="#">HPA014711</a>	polyclonal	IF, IHC	human	8	 <a href="#">View</a>
	<b>Anti-ENAH antibody produced in rabbit</b> <b>Synonym(s):</b> Anti-FLJ10773, Anti-MENA, Anti-NDPP1, Anti-enabled homolog (Drosophila)				
<a href="#">All Photos</a> (18)					
Product No.	Clonality	Application	Species Reactivity	Citations	SDS
<a href="#">HPA028448</a>	polyclonal	IF, IHC	human	3	 <a href="#">View</a>
<a href="#">HPA028696</a>	polyclonal	IF, IHC	mouse, rat, human	6	 <a href="#">View</a>
	<b>Anti-ENGASE antibody produced in rabbit</b> <b>Synonym(s):</b> Anti-Cytosolic endo-beta-N-acetylglucosaminidase, Anti-ENGase				
<a href="#">All Photos</a> (2)					
Product No.	Clonality	Application	Species Reactivity	Citations	SDS
<a href="#">HPA021551</a>	polyclonal	IF, IHC	human		<a href="#">View</a>

## All Photos (4) **Anti-ENHO antibody produced in rabbit**




**Synonym(s):** Anti-C9orf165, Anti-Energy homeostasis associated, Anti-Unq470

Product No.	Clonality	Application	Species Reactivity	Citations	SDS
<a href="#">HPA042575</a>	polyclonal	IHC	human		<a href="#">View</a>



## **Anti-ENKUR antibody produced in rabbit**

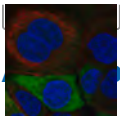
### All Photos (20)

Product No.	Clonality	Application	Species Reactivity	Citations	SDS
<a href="#">HPA037593</a>	polyclonal	IHC	human		<a href="#">View</a>
<a href="#">HPA037594</a>	polyclonal	IHC	human		<a href="#">View</a>
<a href="#">HPA061503</a>	polyclonal	IHC	human		<a href="#">View</a>



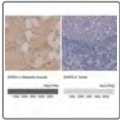
## **Anti-ENO1 antibody produced in rabbit**

**Synonym(s):** ENO1L1, MBP-1, MPB1, PPH



Photos (2)


Product No.	Clonality	Application	Species Reactivity	Citations	SDS
<a href="#">HPA068721</a>	polyclonal	IF, WB	human	1	<a href="#">View</a>

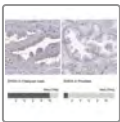


### Anti-ENO3 antibody produced in rabbit

**Synonym(s):** Anti-β-Enolase antibody produced in rabbit, Anti-2-Phospho-D-glycerate hydro-lyase antibody produced in rabbit, Anti-Enolase 3 antibody produced in rabbit, Anti-MSE antibody produced in rabbit, Anti-Muscle-specific enolase antibody produced in rabbit, Anti-Skeletal muscle enolase antibody produced in rabbit

[All Photos](#) (4)


Product No.	Clonality	Application	Species Reactivity	Citations	SDS
<a href="#">HPA000793</a>	polyclonal	IF, IHC	human	3	 <a href="#">View</a>

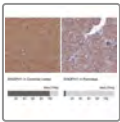


### Anti-ENO4 antibody produced in rabbit

**Synonym(s):** Anti-AC023283.3, Anti-C10orf134


[All Photos](#) (5)

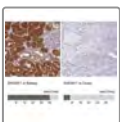
Product No.	Clonality	Application	Species Reactivity	Citations	SDS
<a href="#">HPA061509</a>	polyclonal	IHC	human		 <a href="#">View</a>
<a href="#">HPA037938</a>	polyclonal	IHC	human	1	<a href="#">View</a>



### Anti-ENOPH1 antibody produced in rabbit

[All Photos](#) (5)


Product No.	Clonality	Application	Species Reactivity	Citations	SDS
<a href="#">HPA044607</a>	polyclonal	IF, IHC	human		 <a href="#">View</a>

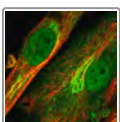


### Anti-ENOSF1 antibody produced in rabbit

**Synonym(s):** Anti-HSRTSBETA, Anti-TYMSAS, Anti-enolase superfamily member 1, Anti-rTS

[All Photos](#) (4)

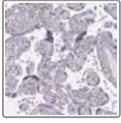
Product No.	Clonality	Application	Species Reactivity	Citations	SDS
<a href="#">HPA047829</a>	polyclonal	IHC	human		 <a href="#">View</a>



### Anti-ENPP2 antibody produced in rabbit

## All Photos (1)

Product No.	Clonality	Application	Species Reactivity	Citations	SDS
<a href="#">HPA053652</a>	polyclonal	IF	human		<a href="#">View</a>

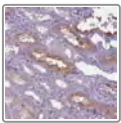


### Anti-ENPP1 antibody produced in rabbit

**Synonym(s):** Anti-M6S1, Anti-NPPS, Anti-PC-1, Anti-PCA1, Anti-PDNP1

## All Photos (1)

Product No.	Clonality	Application	Species Reactivity	Citations	SDS
<a href="#">HPA062066</a>	polyclonal	IHC	human	7	<a href="#">View</a>

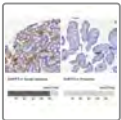


### Anti-ENPP6 antibody produced in rabbit

**Synonym(s):** Anti-Ectonucleotide pyrophosphatase/phosphodiesterase 6, Anti-Mgc33971

## All Photos (4)


Product No.	Clonality	Application	Species Reactivity	Citations	SDS
<a href="#">HPA042740</a>	polyclonal	IHC	human	1	<a href="#">View</a>



### Anti-ENPP3 antibody produced in rabbit

**Synonym(s):** Anti-B10, Anti-Cd203c, Anti-Ectonucleotide pyrophosphatase/phosphodiesterase 3, Anti-Gp130rb13-6, Anti-Pd-iβ, Anti-Pdnp3

## All Photos (6)


Product No.	Clonality	Application	Species Reactivity	Citations	SDS
<a href="#">HPA043772</a>	polyclonal	IHC	human	3	 <a href="#">View</a>

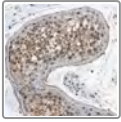


### Anti-ENTPD8 antibody produced in rabbit

**Synonym(s):** Anti-E-NTPDase 8, Anti-Ectonucleoside triphosphate diphosphohydrolase 8, Anti-NTPDase 8, Anti-NTPDase8

## All Photos (4)

Product No.	Clonality	Application	Species Reactivity	Citations	SDS
<a href="#">HPA021509</a>	polyclonal	IF, IHC	human		<a href="#">View</a>

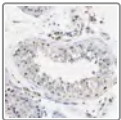


### Anti-ENTPD7 antibody produced in rabbit

**Synonym(s):** Anti-Ectonucleoside triphosphate diphosphohydrolase 7, Anti-Lysosomal apyrase-like protein 1, Anti-NTPDase 7

[All Photos \(1\)](#)

Product No.	Clonality	Application	Species Reactivity	Citations	SDS
<a href="#">HPA014351</a>	polyclonal	IHC	human	1	<a href="#">View</a>



### Anti-ENTPD4 antibody produced in rabbit

**Synonym(s):** Anti-Ectonucleoside triphosphate diphosphohydrolase 4, Anti-Lysosomal apyrase-like protein of 70 kDa, Anti-NTPDase 4, Anti-UDPase, Anti-Uridine-diphosphatase

[All Photos \(3\)](#)

Product No.	Clonality	Application	Species Reactivity	Citations	SDS
<a href="#">HPA017655</a>	polyclonal	IF, IHC	human		<a href="#">View</a>



### Anti-ENTPD6 antibody produced in rabbit

[All Photos \(2\)](#)


Product No.	Clonality	Application	Species Reactivity	Citations	SDS
<a href="#">HPA069555</a>	polyclonal	IHC	human		<a href="#">View</a>
<a href="#">HPA015491</a>	polyclonal	IF	human		<a href="#">View</a>

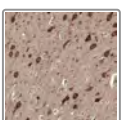


### Anti-ENTPD5 antibody produced in rabbit

**Synonym(s):** Anti-CD39 antigen-like 4 antibody produced in rabbit, Anti-ER-UDPase antibody produced in rabbit, Anti-Ectonucleoside triphosphate diphosphohydrolase 5 precursor antibody produced in rabbit, Anti-NTPDase 5 antibody produced in rabbit, Anti-Nucleoside diphosphatase antibody produced in rabbit

[All Photos \(6\)](#)

Product No.	Clonality	Application	Species Reactivity	Citations	SDS
<a href="#">HPA002927</a>	polyclonal	IHC	human	1	 <a href="#">View</a>



### Anti-ENY2 antibody produced in rabbit

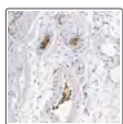
**Synonym(s):** Anti-Enhancer of yellow 2 transcription factor homolog

[All Photos \(2\)](#)

Product No.	Clonality	Application	Species Reactivity	Citations	SDS
<a href="#">HPA024648</a>	polyclonal	IF, IHC	human	2	<a href="#">View</a>



Product No.	Clonality	Application	Species Reactivity	Citations	SDS
-------------	-----------	-------------	--------------------	-----------	-----



### Anti-EPB41 antibody produced in rabbit

**Synonym(s):** Anti-4.1R, Anti-EL1, Anti-erythrocyte membrane protein band 4.1 (elliptocytosis 1, RH-linked)

**All Photos** (4)



Product No.	Clonality	Application	Species Reactivity	Citations	SDS
<a href="#">HPA028076</a>	polyclonal	IF	human		<a href="#">View</a>
<a href="#">HPA028414</a>	polyclonal	IHC	human	4	<a href="#">View</a>
<a href="#">HPA028412</a>	polyclonal	IF	human		<a href="#">View</a>

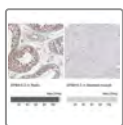


### Anti-EPB41L1 antibody produced in rabbit

**Synonym(s):** Anti-KIAA0338

**All Photos** (16)


Product No.	Clonality	Application	Species Reactivity	Citations	SDS
<a href="#">HPA056817</a>	polyclonal	IF, IHC	human		 <a href="#">View</a>
<a href="#">HPA054104</a>	polyclonal	IF, IHC, WB	human		 <a href="#">View</a>




### Anti-EPB41L3 antibody produced in rabbit

**Synonym(s):** Anti-4.1B, Anti-C17orf36, Anti-DAL1, Anti-KIAA0987, Anti-REN, Anti-erythrocyte membrane protein band 4.1-like 3

**All Photos** (7)



Product No.	Clonality	Application	Species Reactivity	Citations	SDS
<a href="#">HPA028605</a>	polyclonal	IF, IHC	human		 <a href="#">View</a>

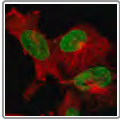


### Anti-EPB41L5 antibody produced in rabbit

**Synonym(s):** Anti-BE37, Anti-FLJ12957, Anti-KIAA1548, Anti-YMO1, Anti-erythrocyte membrane protein band 4.1 like 5

**All Photos** (12)

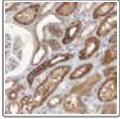
Product No.	Clonality	Application	Species Reactivity	Citations	SDS
<a href="#">HPA037564</a>	polyclonal	IF, IHC	human		 <a href="#">View</a>
<a href="#">HPA037563</a>	polyclonal	IF, IHC	human		 <a href="#">View</a>



## Anti-EPGN antibody produced in rabbit

[All Photos](#) (1)

Product No.	Clonality	Application	Species Reactivity	Citations	SDS
<a href="#">HPA014369</a>	polyclonal	IF	human		<a href="#">View</a>

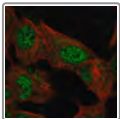


## Anti-EPHX2 antibody produced in rabbit

**Synonym(s):** Anti-CEH, Anti-Cytosolic epoxide hydrolase, Anti-Epoxyde hydratase, Anti-Epoxyde hydrolase 2, Anti-SEH, Anti-Soluble epoxide hydrolase

[All Photos](#) (7)

Product No.	Clonality	Application	Species Reactivity	Citations	SDS
<a href="#">HPA023660</a>	polyclonal	IHC	human		<a href="#">View</a>
<a href="#">HPA023094</a>	polyclonal	IF, IHC	human	6	<a href="#">View</a>

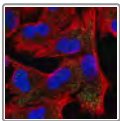


## Anti-EPM2A antibody produced in rabbit

**Synonym(s):** Anti-LD, Anti-LDE, Anti-epilepsy, progressive myoclonus type 2A, Lafora disease (laforin)

[All Photos](#) (2)

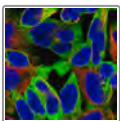
Product No.	Clonality	Application	Species Reactivity	Citations	SDS
<a href="#">HPA053643</a>	polyclonal	IF, IHC	human		<a href="#">View</a>
<a href="#">HPA055468</a>	polyclonal	IF, IHC	human		<a href="#">View</a>



## Anti-EPN2 antibody produced in rabbit

[All Photos](#) (1)


Product No.	Clonality	Application	Species Reactivity	Citations	SDS
<a href="#">HPA053360</a>	polyclonal	IF	human		<a href="#">View</a>



## Anti-EPN1 antibody produced in rabbit

[All Photos](#) (1)

Product No.	Clonality	Application	Species Reactivity	Citations	SDS
<a href="#">HPA061136</a>	polyclonal	IF	human		<a href="#">View</a>



### Anti-EPs15 antibody produced in rabbit

**Synonym(s):** AF-1P, MLLT5, Anti-AF-1p, Anti-Epidermal growth factor receptor substrate 15

[All Photos](#) (4)

Product No.	Clonality	Application	Species Reactivity	Citations	SDS
<a href="#">HPA061431</a>	polyclonal	IF	human		<a href="#">View</a>
<a href="#">HPA008451</a>	polyclonal	IF, IHC	human	1	<a href="#">View</a>

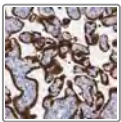


### Anti-EPs8 antibody produced in rabbit

**Synonym(s):** Anti-Epidermal growth factor receptor kinase substrate 8

[All Photos](#) (2)

Product No.	Clonality	Application	Species Reactivity	Citations	SDS
<a href="#">HPA003897</a>	polyclonal	IF, IHC	human	6	<a href="#">View</a>




### Anti-EPs8L1 antibody produced in rabbit

**Synonym(s):** Anti-DRC3, Anti-FLJ20258, Anti-MGC23164, Anti-MGC4642

[All Photos](#) (4)


Product No.	Clonality	Application	Species Reactivity	Citations	SDS
<a href="#">HPA043545</a>	polyclonal	IF, IHC	human		<a href="#">View</a>
<a href="#">HPA041851</a>	polyclonal	IHC	human		<a href="#">View</a>



### Anti-EPs15L1 antibody produced in rabbit


**Synonym(s):** Anti-Epidermal growth factor receptor substrate 15-like 1, Anti-Eps15-related protein, Anti-Eps15R

[All Photos](#) (3)

Product No.	Clonality	Application	Species Reactivity	Citations	SDS
<a href="#">HPA055309</a>	polyclonal	IF	human		<a href="#">View</a>
<a href="#">HPA019237</a>	polyclonal	IHC, WB	human	4	 <a href="#">View</a>

## [All Photos](#) (8) **Anti-EPS8L2 antibody produced in rabbit**

**Synonym(s):** Anti-Eps8-like 2, Anti-Flj21935, Anti-Flj22171, Anti-Mgc3088

Product No.	Clonality	Application	Species Reactivity	Citations	SDS
<a href="#">HPA041143</a>	polyclonal	IF, IHC	human, rat	2	 <a href="#">View</a>

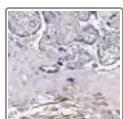


## **Anti-EPS8L3 antibody produced in rabbit**

**Synonym(s):** Anti-EPS8-like 3, Anti-FLJ21522, Anti-MGC16817

## [All Photos](#) (2)

Product No.	Clonality	Application	Species Reactivity	Citations	SDS
<a href="#">HPA030998</a>	polyclonal	IF, IHC	human		<a href="#">View</a>




## **Anti-EPYC antibody produced in rabbit**

**Synonym(s):** Anti-DSPG3, Anti-Pg-Lb, Anti-SLRR3B, Anti-Epiphycan

## [All Photos](#) (5)



Product No.	Clonality	Application	Species Reactivity	Citations	SDS
<a href="#">HPA045455</a>	polyclonal	IHC	human		<a href="#">View</a>
<a href="#">HPA038212</a>	polyclonal	IHC, WB	human		<a href="#">View</a>



### Anti-ERAL1 antibody produced in rabbit

**Synonym(s):** Anti-CEGA, Anti-Conserved ERA-like GTPase, Anti-ERA-W, Anti-GTP-binding protein era homolog, Anti-hERA

#### All Photos (6)

Product No.	Clonality	Application	Species Reactivity	Citations	SDS
<a href="#">HPA024423</a>	polyclonal	IF, IHC	human		 <a href="#">View</a>
<a href="#">HPA021425</a>	polyclonal	IF, IHC	human	3	 <a href="#">View</a>

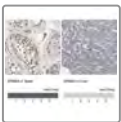


### Anti-ERBB2 antibody produced in rabbit

**Synonym(s):** Anti-CD340, Anti-ERBB2, Anti-HER-2, Anti-NEU, Anti-NGL


#### All Photos (7)

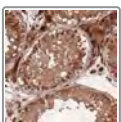
Product No.	Clonality	Application	Species Reactivity	Citations	SDS
<a href="#">HPA001338</a>	polyclonal	IF	human		<a href="#">View</a>
<a href="#">HPA001383</a>	polyclonal	IF, IHC	human	11	<a href="#">View</a>



### Anti-ERBB4 antibody produced in rabbit

#### All Photos (3)

Product No.	Clonality	Application	Species Reactivity	Citations	SDS
<a href="#">HPA012016</a>	polyclonal	IHC	human	10	 <a href="#">View</a>

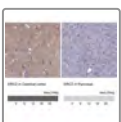


### Anti-ERBB3 antibody produced in rabbit

**Synonym(s):** Anti-HER3, Anti-LCCS2

#### All Photos (2)


Product No.	Clonality	Application	Species Reactivity	Citations	SDS
<a href="#">HPA045396</a>	polyclonal	IHC	human	3	<a href="#">View</a>

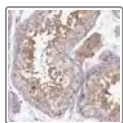


### Anti-ERC2

**Synonym(s):** CAST, CAST1, ELKSL, KIAA0378, SPBC110, Spc110

## All Photos (3)

Product No.	Clonality	Application	Species Reactivity	Citations	SDS
<a href="#">HPA073739</a>	polyclonal	IHC	human		 <a href="#">View</a>



### Anti-ERGIC2 antibody produced in rabbit

## All Photos (2)

Product No.	Clonality	Application	Species Reactivity	Citations	SDS
<a href="#">HPA049695</a>	polyclonal	IF, IHC	human		<a href="#">View</a>



### Anti-ERGIC3 antibody produced in rabbit

**Synonym(s):** Anti-Endoplasmic reticulum-Golgi intermediate compartment protein 3, Anti-Serologically defined breast cancer antigen NY-BR-84

## All Photos (7)



Product No.	Clonality	Application	Species Reactivity	Citations	SDS
<a href="#">HPA015242</a>	polyclonal	IHC	human	3	<a href="#">View</a>
<a href="#">HPA015968</a>	polyclonal	IHC	human	1	<a href="#">View</a>

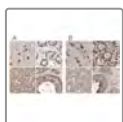


### Anti-ERGIC1 antibody produced in rabbit

**Synonym(s):** Anti-ER-Golgi intermediate compartment 32 kDa protein, Anti-ERGIC-32, Anti-Endoplasmic reticulum-Golgi intermediate compartment protein 1

## All Photos (14)


Product No.	Clonality	Application	Species Reactivity	Citations	SDS
<a href="#">HPA018666</a>	polyclonal	IF, IHC	human	2	 <a href="#">View</a>
<a href="#">HPA018900</a>	polyclonal	IF, IHC	human	2	 <a href="#">View</a>



### Anti-ERLEC1 antibody produced in rabbit

**Synonym(s):** Anti-C2orf30, Anti-CL25084, Anti-ERLECTIN, Anti-Endoplasmic reticulum lectin 1, Anti-XTP3-B, Anti-XTP3TPB


## All Photos (6)

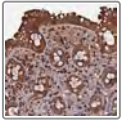
Product No.	Clonality	Application	Species Reactivity	Citations	SDS
<a href="#">HPA031503</a>	polyclonal	IHC	human	5	 <a href="#">View</a>



### Anti-ERLIN2 antibody produced in rabbit

[All Photos](#) (7)

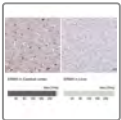
Product No.	Clonality	Application	Species Reactivity	Citations	SDS
<a href="#">HPA002025</a>	polyclonal	IF, IHC	mouse, rat, human	12	 <a href="#">View</a>



### Anti-ERMAP antibody produced in rabbit

[All Photos](#) (2)



Product No.	Clonality	Application	Species Reactivity	Citations	SDS
<a href="#">HPA042573</a>	polyclonal	IHC	human		<a href="#">View</a>

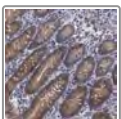


### Anti-ERMN antibody produced in rabbit

**Synonym(s):** Anti-Ermin, Anti-Ermin, erm-like protein, Anti-Jn, Anti-Kiaa1189

[All Photos](#) (13)

Product No.	Clonality	Application	Species Reactivity	Citations	SDS
<a href="#">HPA038295</a>	polyclonal	IHC	human	1	 <a href="#">View</a>
<a href="#">HPA038296</a>	polyclonal	IHC	human	2	 <a href="#">View</a>

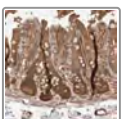


### Anti-ERMP1 antibody produced in rabbit

**Synonym(s):** Anti-FLJ23309, Anti-FXNA, Anti-KIAA1815, Anti-endoplasmic reticulum metalloproteinase 1

[All Photos](#) (2)

Product No.	Clonality	Application	Species Reactivity	Citations	SDS
<a href="#">HPA020584</a>	polyclonal	IF, IHC	human	2	<a href="#">View</a>

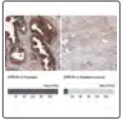


### Anti-ERN1 antibody produced in rabbit

**Synonym(s):** Anti-DUSP25, Anti-FLJ20442, Anti-IRE1, Anti-IRE1P, Anti-endoplasmic reticulum to nucleus signaling 1

[All Photos](#) (1)



Product No.	Clonality	Application	Species Reactivity	Citations	SDS
<a href="#">HPA027730</a>	polyclonal	IHC	human	2	<a href="#">View</a>



## Anti-ERP29 antibody produced in rabbit

**Synonym(s):** Anti-C12orf8, Anti-ERp28, Anti-ERp31, Anti-Endoplasmic reticulum protein 29, Anti-PDI-DB, Anti-PDIA9

**All Photos** (19)



Product No.	Clonality	Application	Species Reactivity	Citations	SDS
<a href="#">HPA039456</a>	polyclonal	IHC	human, rat		<a href="#">View</a>
<a href="#">HPA039363</a>	polyclonal	IHC	human		<a href="#">View</a>

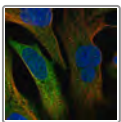


## Anti-ERP27 antibody produced in rabbit

**Synonym(s):** Anti-C12orf46, Anti-Endoplasmic reticulum protein 27, Anti-Flj32115, Anti-Pdia8, Anti-ERp27, Anti-FLJ32115, Anti-PDIA8

**All Photos** (14)

Product No.	Clonality	Application	Species Reactivity	Citations	SDS
<a href="#">HPA039636</a>	polyclonal	IHC	human		<a href="#">View</a>
<a href="#">HPA052851</a>	polyclonal	IHC	human		<a href="#">View</a>

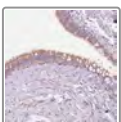


## Anti-ERRFI1 antibody produced in rabbit

**Synonym(s):** Anti-ERBB receptor feedback inhibitor 1, Anti-GENE-33, Anti-MIG-6, Anti-RALT

**All Photos** (2)

Product No.	Clonality	Application	Species Reactivity	Citations	SDS
<a href="#">HPA027206</a>	polyclonal	IF, IHC (p), WB	human	2	<a href="#">View</a>



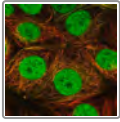
## Anti-ESAM antibody produced in rabbit

**Synonym(s):** Anti-W117m

**All Photos** (2)

Product No.	Clonality	Application	Species Reactivity	Citations	SDS
<a href="#">HPA051043</a>	polyclonal	IF	human		<a href="#">View</a>
<a href="#">HPA056293</a>	polyclonal	IHC	human		<a href="#">View</a>

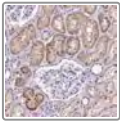




## Anti-ESRRA antibody produced in rabbit

[All Photos](#) (2)

Product No.	Clonality	Application	Species Reactivity	Citations	SDS
<a href="#">HPA053785</a>	polyclonal	IF	human	1	<a href="#">View</a>



## Anti-ESRRG antibody produced in rabbit

[All Photos](#) (2)





Product No.	Clonality	Application	Species Reactivity	Citations	SDS
<a href="#">HPA044678</a>	polyclonal	IF, IHC	human		<a href="#">View</a>



## Anti-ETF A antibody produced in rabbit

**Synonym(s):** Anti-Alpha-ETF, Anti-Electron transfer flavoprotein subunit alpha, mitochondrial precursor, Anti-Electron transfer flavoprotein subunit alpha, mitochondrial

[All Photos](#) (30)



Product No.	Clonality	Application	Species Reactivity	Citations	SDS
<a href="#">HPA018996</a>	polyclonal	IHC	human, mouse, rat	5	 <a href="#">View</a>
<a href="#">HPA018990</a>	polyclonal	IF, IHC	human, mouse, rat	6	 <a href="#">View</a>
<a href="#">HPA024089</a>	polyclonal	IF, IHC	human, mouse, rat		 <a href="#">View</a>
<a href="#">HPA018993</a>	polyclonal	IF, IHC	human	6	 <a href="#">View</a>



## Anti-ETF B antibody produced in rabbit

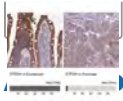
**Synonym(s):** Anti-Beta-ETF, Anti-Electron transfer flavoprotein subunit beta

[All Photos](#) (9)

Product No.	Clonality	Application	Species Reactivity	Citations	SDS
<a href="#">HPA018921</a>	polyclonal	IHC	mouse, human, rat	5	 <a href="#">View</a>
<a href="#">HPA018910</a>	polyclonal	IF, IHC	mouse, rat, human	5	 <a href="#">View</a>
<a href="#">HPA018923</a>	polyclonal	IF, IHC	human	5	<a href="#">View</a>




## Anti-ETFDH antibody produced in rabbit



**Synonym(s):** Anti-Electron-transferring-flavoprotein dehydrogenase, Anti-Etfqo

[Photos](#) (4)




Product No.	Clonality	Application	Species Reactivity	Citations	SDS
<a href="#">HPA041978</a>	polyclonal	IHC	human	1	 <a href="#">View</a>

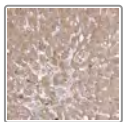


### Anti-ETHE1 antibody produced in rabbit

**Synonym(s):** Anti-FLJ10737, Anti-HSCO, Anti-YF13H12, Anti-ethylmalonic encephalopathy 1

[All Photos](#) (18)

Product No.	Clonality	Application	Species Reactivity	Citations	SDS
<a href="#">HPA029029</a>	polyclonal	IF, IHC	mouse, human, rat	6	 <a href="#">View</a>
<a href="#">HPA029028</a>	polyclonal	IF, IHC	human		 <a href="#">View</a>
<a href="#">HPA028360</a>	polyclonal	IF, IHC	human		 <a href="#">View</a>



### Anti-ETNK1 antibody produced in rabbit

**Synonym(s):** Anti-EKI, Anti-EKI1

[All Photos](#) (6)


Product No.	Clonality	Application	Species Reactivity	Citations	SDS
<a href="#">HPA010712</a>	polyclonal	IHC	human		<a href="#">View</a>
<a href="#">HPA029407</a>	polyclonal	IF, IHC	human		<a href="#">View</a>




### Anti-ETNK2 antibody produced in rabbit

**Synonym(s):** Anti-EKI2, Anti-FLJ10761, Anti-ethanolamine kinase 2

[All Photos](#) (3)


Product No.	Clonality	Application	Species Reactivity	Citations	SDS
<a href="#">HPA057167</a>	polyclonal	IHC	human		 <a href="#">View</a>




### Anti-EVL antibody produced in rabbit

**Synonym(s):** Anti-RNB6, Anti-Ena/VASP-like protein, Anti-Ena/vasodilator-stimulated phosphoprotein-like


[All Photos](#) (17)


Product No.	Clonality	Application	Species Reactivity	Citations	SDS
<a href="#">HPA019536</a>	polyclonal	IF, IHC	human		 <a href="#">View</a>

Product No.	Clonality	Application	Species Reactivity	Citations		SDS
<a href="#">HPA018849</a>	polyclonal	IHC	human	11		<a href="#">View</a>

## All Photos (4) **Anti-EVPL antibody produced in rabbit**

**Synonym(s):** Anti-EVPL


Product No.	Clonality	Application	Species Reactivity	Citations	SDS
<a href="#">HPA053969</a>	polyclonal	IF, IHC	human		 <a href="#">View</a>

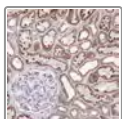


## **Anti-EXOC8 antibody produced in rabbit**

**Synonym(s):** Anti-Exocyst complex 84 kDa subunit, Anti-Exocyst complex component 8

## All Photos (6)

Product No.	Clonality	Application	Species Reactivity	Citations	SDS
<a href="#">HPA027438</a>	polyclonal	IF, IHC	human	3	 <a href="#">View</a>

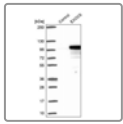


## **Anti-EXOC5 antibody produced in rabbit**

**Synonym(s):** Anti-SEC10, Anti-SEC10L1, Anti-SEC10P

## All Photos (1)


Product No.	Clonality	Application	Species Reactivity	Citations	SDS
<a href="#">HPA060837</a>	polyclonal	IHC	human	1	<a href="#">View</a>

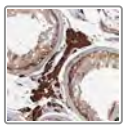


### Anti-EXOC6 antibody produced in rabbit

**Synonym(s):** Anti-DKFZp761I2124, Anti-EXOC6A, Anti-Exocyst complex component 6, Anti-FLJ1125, Anti-MGC33397, Anti-SEC15L, Anti-SEC15L1, Anti-Sec15p

#### All Photos (3)

Product No.	Clonality	Application	Species Reactivity	Citations	SDS
<a href="#">HPA059111</a>	polyclonal	IF	human		<a href="#">View</a>
<a href="#">HPA036285</a>	polyclonal	IHC	human	1	 <a href="#">View</a>

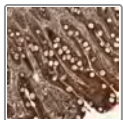


### Anti-EXOC1 antibody produced in rabbit

**Synonym(s):** Anti-BM-102, Anti-Exocyst complex component 1, Anti-FLJ10893, Anti-SEC3, Anti-SEC3L1, Anti-Sec3p

#### All Photos (3)

Product No.	Clonality	Application	Species Reactivity	Citations	SDS
<a href="#">HPA044873</a>	polyclonal	IF	human		<a href="#">View</a>
<a href="#">HPA037706</a>	polyclonal	IHC	human	3	<a href="#">View</a>

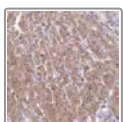


### Anti-EXOC7 antibody produced in rabbit

**Synonym(s):** Anti-Exocyst complex component 7, Anti-Exocyst complex component Exo70

#### All Photos (1)

Product No.	Clonality	Application	Species Reactivity	Citations	SDS
<a href="#">HPA022842</a>	polyclonal	IHC	human	2	<a href="#">View</a>



### Anti-EXOC6B antibody produced in rabbit

**Synonym(s):** Anti-KIAA0919, Anti-SEC15B, Anti-SEC15L2

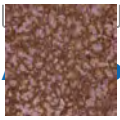
#### All Photos (3)

Product No.	Clonality	Application	Species Reactivity	Citations	SDS
<a href="#">HPA034546</a>	polyclonal	IF	human		<a href="#">View</a>
<a href="#">HPA063991</a>	polyclonal	IHC	human		<a href="#">View</a>



### Anti-EXOC3L4 antibody produced in rabbit

**Synonym(s):** Anti-C14orf73, Anti-Exocyst Complex Component 3-Like 4



[Photos](#) (2)

Product No.	Clonality	Application	Species Reactivity	Citations	SDS
<a href="#">HPA043661</a>	polyclonal	IHC	human		<a href="#">View</a>

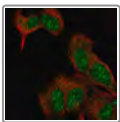


### Anti-EXT1 antibody produced in rabbit

**Synonym(s):** Anti-Exostosin 1, Anti-LGCR, Anti-LGS, Anti-ttv

[All Photos](#) (4)

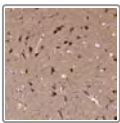
Product No.	Clonality	Application	Species Reactivity	Citations	SDS
<a href="#">HPA044394</a>	polyclonal	IHC	human	1	<a href="#">View</a>



### Anti-EXTL2 antibody produced in rabbit

[All Photos](#) (1)

Product No.	Clonality	Application	Species Reactivity	Citations	SDS
<a href="#">HPA068921</a>	polyclonal	IF	human		<a href="#">View</a>



### Anti-EXTL1 antibody produced in rabbit

**Synonym(s):** Anti-Exostoses (multiple)-like 1, Anti-Extl, Anti-Mgc70794

[All Photos](#) (1)

Product No.	Clonality	Application	Species Reactivity	Citations	SDS
<a href="#">HPA037749</a>	polyclonal	IHC	human		<a href="#">View</a>

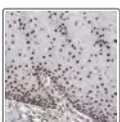


### Anti-EYA3 antibody produced in rabbit

**Synonym(s):** Anti-DKFZp686C132, Anti-eyes absent homolog 3 (Drosophila)

[All Photos](#) (3)


Product No.	Clonality	Application	Species Reactivity	Citations	SDS
<a href="#">HPA062889</a>	polyclonal	IF	human		<a href="#">View</a>
<a href="#">HPA052432</a>	polyclonal	IF, IHC	human		<a href="#">View</a>

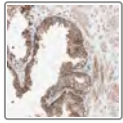


### Anti-EYA2 antibody produced in rabbit

**Synonym(s):** Anti-Eyes absent homolog 2

[All Photos](#) (7)

Product No.	Clonality	Application	Species Reactivity	Citations	SDS
<a href="#">HPA059291</a>	polyclonal	IF	human		<a href="#">View</a>
<a href="#">HPA027024</a>	polyclonal	IHC	human	10	 <a href="#">View</a>

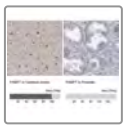


### Anti-FAAH antibody produced in rabbit

**Synonym(s):** Anti-Anandamide amidohydrolase antibody produced in rabbit, Anti-Fatty-acid amide hydrolase antibody produced in rabbit, Anti-Oleamide hydrolase antibody produced in rabbit

[All Photos](#) (5)


Product No.	Clonality	Application	Species Reactivity	Citations	SDS
<a href="#">HPA007425</a>	polyclonal	IHC	human	3	<a href="#">View</a>

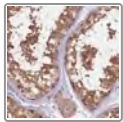


### Anti-FABP7 antibody produced in rabbit

**Synonym(s):** Anti-B-FABP, Anti-BLBP, Anti-fatty acid binding protein 7, brain

[All Photos](#) (7)


Product No.	Clonality	Application	Species Reactivity	Citations	SDS
<a href="#">HPA028825</a>	polyclonal	IHC	human	2	 <a href="#">View</a>



### Anti-FABP12 antibody produced in rabbit

[All Photos](#) (1)


Product No.	Clonality	Application	Species Reactivity	Citations	SDS
<a href="#">HPA044041</a>	polyclonal	IHC	human	1	<a href="#">View</a>



### Anti-FABP1 antibody produced in rabbit

**Synonym(s):** Anti-L-FABP, Anti-fatty acid binding protein 1, liver

[All Photos](#) (8)


Product No.	Clonality	Application	Species Reactivity	Citations	SDS
<a href="#">HPA028275</a>	polyclonal	IF, IHC	human, rat, mouse	6	 <a href="#">View</a>

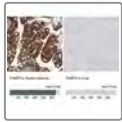


### Anti-FABP5 antibody produced in rabbit

**Synonym(s):** Anti-E-FABP, Anti-KFABP, Anti-PA-FABP

[All Photos](#) (7)


Product No.	Clonality	Application	Species Reactivity	Citations	SDS
<a href="#">HPA051895</a>	polyclonal	IHC	human		<a href="#">View</a>

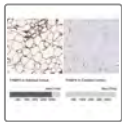


### Anti-FABP2 antibody produced in rabbit

**Synonym(s):** Anti-I-FABP, Anti-fatty acid binding protein 2, intestinal

[All Photos](#) (6)


Product No.	Clonality	Application	Species Reactivity	Citations	SDS
<a href="#">HPA034607</a>	polyclonal	IHC	human	2	 <a href="#">View</a>



### Anti-FABP4 antibody produced in rabbit

**Synonym(s):** Anti-A-FABP antibody produced in rabbit, Anti-AFABP antibody produced in rabbit, Anti-ALBP antibody produced in rabbit, Anti-Adipocyte lipid-binding protein antibody produced in rabbit, Anti-Fatty acid-binding protein, adipocyte antibody produced in rabbit

[All Photos](#) (6)


Product No.	Clonality	Application	Species Reactivity	Citations	SDS
<a href="#">HPA002188</a>	polyclonal	IHC	human	11	 <a href="#">View</a>



### Anti-FABP6 antibody produced in rabbit

**Synonym(s):** Anti-Fatty acid-binding protein 6, Anti-GT, Anti-Gastrotropin, Anti-I-15P, Anti-I-BABP, Anti-ILBP, Anti-Ileal lipid-binding protein, Anti-Intestinal 15 kDa protein, Anti-Intestinal bile acid-binding protein

[All Photos](#) (3)

Product No.	Clonality	Application	Species Reactivity	Citations	SDS
<a href="#">HPA012601</a>	polyclonal	IHC	human	3	 <a href="#">View</a>



### Anti-FADS2 antibody produced in rabbit

**Synonym(s):** Anti-fatty acid desaturase 2 antibody produced in rabbit

[All Photos](#) (1)

Product No.	Clonality	Application	Species Reactivity	Citations	SDS
<a href="#">HPA006741</a>	polyclonal	IHC	human	2	<a href="#">View</a>



### Anti-FADS6 antibody produced in rabbit

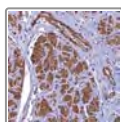
**Synonym(s):** Anti-fatty acid desaturase domain family, member 6

[All Photos](#) (1)

Product No.	Clonality	Application	Species Reactivity	Citations	SDS
<a href="#">HPA016802</a>	polyclonal	IHC	human	1	<a href="#">View</a>



Product No.	Clonality	Application	Species Reactivity	Citations	SDS
-------------	-----------	-------------	--------------------	-----------	-----

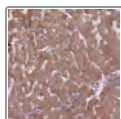


### Anti-FADS3 antibody produced in rabbit

**Synonym(s):** Anti-CYB5RP, Anti-Fatty Acid Desaturase 3, Anti-LLCDL3

[All Photos](#) (2)

Product No.	Clonality	Application	Species Reactivity	Citations	SDS
<a href="#">HPA045224</a>	polyclonal	IF, IHC	human		<a href="#">View</a>




### Anti-FADS1 antibody produced in rabbit

**Synonym(s):** Anti-D5d, Anti-Fads6, Anti-Fadsd5, Anti-Fatty acid desaturase 1, Anti-Llcdl1, Anti-Tu12

[All Photos](#) (1)



Product No.	Clonality	Application	Species Reactivity	Citations	SDS
<a href="#">HPA042705</a>	polyclonal	IHC	human	1	<a href="#">View</a>

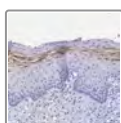


### Anti-FAH antibody produced in rabbit

**Synonym(s):** Anti-fumarylacetoacetate hydrolase (fumarylacetoacetase)

[All Photos](#) (19)

Product No.	Clonality	Application	Species Reactivity	Citations	SDS
<a href="#">HPA041370</a>	polyclonal	IF, IHC	human	5	 <a href="#">View</a>
<a href="#">HPA044093</a>	polyclonal	IHC	human	1	 <a href="#">View</a>

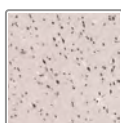


### Anti-FA2H antibody produced in rabbit

**Synonym(s):** Anti-FAAH, Anti-FAXDC1, Anti-FLJ25287, Anti-SPG35

[All Photos](#) (1)

Product No.	Clonality	Application	Species Reactivity	Citations	SDS
<a href="#">HPA056614</a>	polyclonal	IHC	human		<a href="#">View</a>



### Anti-FAM13A antibody produced in rabbit

**Synonym(s):** Anti-FAM13A1, Anti-Family with sequence similarity 13, member A, Anti-KIAA0914, Anti-ARHGAP48

[All Photos](#) (10)

Product No.	Clonality	Application	Species Reactivity	Citations	SDS
<a href="#">HPA038109</a>	polyclonal	IF, IHC	human	12	<a href="#">View</a>

Product No.	Clonality	Application	Species Reactivity	Citations	SDS
<a href="#">HPA038108</a>	polyclonal	IF, IHC	human	4	<a href="#">View</a>



### Anti-FAM120A antibody produced in rabbit

**Synonym(s):** Anti-C9orf10, Anti-DNAPTP1, Anti-KIAA0183, Anti-OSSA

[All Photos](#) (6)

Product No.	Clonality	Application	Species Reactivity	Citations	SDS
<a href="#">HPA055800</a>	polyclonal	IF, IHC, WB	human		<a href="#">View</a>
<a href="#">HPA019734</a>	polyclonal	IF, IHC	human	4	<a href="#">View</a>



### Anti-FAM160A2 antibody produced in rabbit

**Synonym(s):** Anti-C11orf56, Anti-DKFZP566M1046, Anti-FLJ22665, Anti-KIAA1759

[All Photos](#) (2)

Product No.	Clonality	Application	Species Reactivity	Citations	SDS
<a href="#">HPA063987</a>	polyclonal	IF	human		<a href="#">View</a>
<a href="#">HPA055994</a>	polyclonal	IHC	human		<a href="#">View</a>

## All Photos (3) **Anti-FAM120B antibody produced in rabbit**

**Synonym(s):** Anti-Family with sequence similarity 120B, Anti-KIAA1838

Product No.	Clonality	Application	Species Reactivity	Citations	SDS
<a href="#">HPA037519</a>	polyclonal	IHC	human		<a href="#">View</a>
<a href="#">HPA037518</a>	polyclonal	IHC	human		<a href="#">View</a>

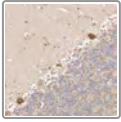


## **Anti-FAM13B antibody produced in rabbit**

**Synonym(s):** Anti-C5orf5, Anti-FAM13B1, Anti-Family with sequence similarity 13, member B, Anti-KHCHP, Anti-N61

## All Photos (3)

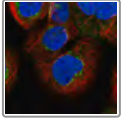
Product No.	Clonality	Application	Species Reactivity	Citations	SDS
<a href="#">HPA041819</a>	polyclonal	IF	human		<a href="#">View</a>
<a href="#">HPA036525</a>	polyclonal	IHC	human		<a href="#">View</a>
<a href="#">HPA071936</a>	polyclonal	IHC	human		<a href="#">View</a>



### Anti-FAM20B antibody produced in rabbit

[All Photos](#) (5)

Product No.	Clonality	Application	Species Reactivity	Citations	SDS
<a href="#">HPA007409</a>	polyclonal	IF, IHC	human	2	<a href="#">View</a>

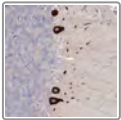


### Anti-FAM20C antibody produced in rabbit

**Synonym(s):** Anti-DMP-4, Anti-Dentin matrix protein 4, Anti-Protein FAM20C

[All Photos](#) (1)

Product No.	Clonality	Application	Species Reactivity	Citations	SDS
<a href="#">HPA019823</a>	polyclonal	IF, IHC (p)	human	7	<a href="#">View</a>

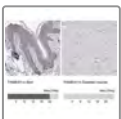


### Anti-FAM110C antibody produced in rabbit

**Synonym(s):** Anti-Family with sequence similarity 110, member C

[All Photos](#) (2)



Product No.	Clonality	Application	Species Reactivity	Citations	SDS
<a href="#">HPA036144</a>	polyclonal	IHC	human		<a href="#">View</a>
<a href="#">HPA036145</a>	polyclonal	IHC	human		<a href="#">View</a>



### Anti-FAM83H antibody produced in rabbit

**Synonym(s):** Anti-Protein FAM83H

[All Photos](#) (10)

Product No.	Clonality	Application	Species Reactivity	Citations	SDS
<a href="#">HPA024604</a>	polyclonal	IHC	human	7	 <a href="#">View</a>
<a href="#">HPA024505</a>	polyclonal	IHC	rat, human	4	 <a href="#">View</a>



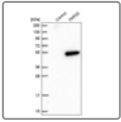
### Anti-FARP2 antibody produced in rabbit

**Synonym(s):** Anti-FERM, RhoGEF and pleckstrin domain protein 2, Anti-FIR, Anti-FRG, Anti-KIAA0793, Anti-PLEKHC3

[All Photos](#) (3)

Product No.	Clonality	Application	Species Reactivity	Citations	SDS
<a href="#">HPA055592</a>	polyclonal	IF	human		<a href="#">View</a>



Product No.	Clonality	Application	Species Reactivity	Citations	SDS
<a href="#">HPA031226</a>	polyclonal	IHC	human		<a href="#">View</a>

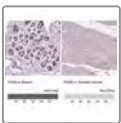


### Anti-FARS2 antibody produced in rabbit

**Synonym(s):** Anti-PheRS, Anti-Phenylalanine--tRNA ligase, Anti-Phenylalanyl-tRNA synthetase, mitochondrial precursor, Anti-FARS1, Anti-dJ236A3.1, Anti-phenylalanyl-tRNA synthetase 2, mitochondrial

#### All Photos (5)



Product No.	Clonality	Application	Species Reactivity	Citations	SDS
<a href="#">HPA018148</a>	polyclonal	IHC	human	4	 <a href="#">View</a>
<a href="#">HPA028836</a>	polyclonal	IF, IHC	human		 <a href="#">View</a>




### Anti-FASN antibody produced in rabbit

**Synonym(s):** Anti-Fatty acid synthase

#### All Photos (10)


Product No.	Clonality	Application	Species Reactivity	Citations	SDS
<a href="#">HPA056108</a>	polyclonal	IHC, WB	human	1	 <a href="#">View</a>
<a href="#">HPA006461</a>	polyclonal	IF, IHC	human	6	 <a href="#">View</a>

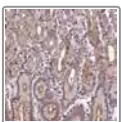


### Anti-FASTK antibody produced in rabbit

**Synonym(s):** Anti-FAST, Anti-Fas-activated serine/threonine kinase

#### All Photos (5)

Product No.	Clonality	Application	Species Reactivity	Citations	SDS
<a href="#">HPA031621</a>	polyclonal	IHC	human		 <a href="#">View</a>



### Anti-FASTKD3 antibody produced in rabbit

**Synonym(s):** Anti-FLJ23274, Anti-MGC5297

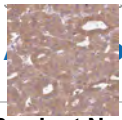
#### All Photos (3)

Product No.	Clonality	Application	Species Reactivity	Citations	SDS
<a href="#">HPA074462</a>	polyclonal	IF	human		<a href="#">View</a>
<a href="#">HPA068525</a>	polyclonal	IHC	human		<a href="#">View</a>



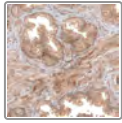
### Anti-FAT4 antibody produced in rabbit

**Synonym(s):** Anti-CDHF14, Anti-CDHR11, Anti-FAT-J



## Photos (6)

Product No.	Clonality	Application	Species Reactivity	Citations	SDS
<a href="#">HPA052819</a>	polyclonal	IF, IHC	human	3	<a href="#">View</a>




## ANTI-FAT1 antibody produced in rabbit

**Synonym(s):** Anti-Cadherin-related tumor suppressor homolog precursor, Anti-FAT, Anti-Protein fat homolog, Anti-Cadherin-related tumor suppressor homolog, Anti-Protocadherin Fat 1

## All Photos (5)


Product No.	Clonality	Application	Species Reactivity	Citations	SDS
<a href="#">HPA001869</a>	polyclonal	IHC	human	6	<a href="#">View</a>
<a href="#">HPA023882</a>	polyclonal	IHC	human	12	<a href="#">View</a>

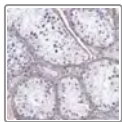


## Anti-FBLIM1 antibody produced in rabbit

**Synonym(s):** Anti-FBLP-1, Anti-Filamin-binding LIM protein 1, Anti-MIG2-interacting protein, Anti-Migfilin, Anti-Mitogen-inducible 2-interacting protein

## All Photos (6)

Product No.	Clonality	Application	Species Reactivity	Citations	SDS
<a href="#">HPA072750</a>	polyclonal	IF	human		<a href="#">View</a>
<a href="#">HPA025287</a>	polyclonal	IHC	human	8	 <a href="#">View</a>

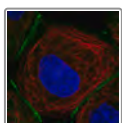


## Anti-FBLN5 antibody produced in rabbit

**Synonym(s):** Anti-Dance antibody produced in rabbit, Anti-Developmental arteries and neural crest EGF-like protein antibody produced in rabbit, Anti-FIBL-5 antibody produced in rabbit, Anti-Fibulin-5 precursor antibody produced in rabbit, Anti-UP50 antibody produced in rabbit, Anti-Urine p50 protein antibody produced in rabbit

## All Photos (6)

Product No.	Clonality	Application	Species Reactivity	Citations	SDS
<a href="#">HPA000848</a>	polyclonal	IHC	human	12	<a href="#">View</a>
<a href="#">HPA000868</a>	polyclonal	IHC	human	6	<a href="#">View</a>



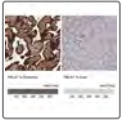
## Anti-FBLN7 antibody produced in rabbit

**Synonym(s):** Anti-DQ1, Anti-FLJ37440, Anti-MGC4386, Anti-TM14, Anti-fibulin 7

## All Photos (2)

Product No.	Clonality	Application	Species Reactivity	Citations	SDS
<a href="#">HPA034992</a>	polyclonal	IF	human		<a href="#">View</a>



Product No. Clonality Application Species Reactivity Citations SDS

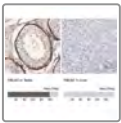


### Anti-FBLN1 antibody produced in rabbit

**Synonym(s):** Anti-Fibulin-1 precursor antibody produced in rabbit

[All Photos](#) (12)


Product No.	Clonality	Application	Species Reactivity	Citations	SDS
<a href="#">HPA001613</a>	polyclonal	IHC	human	6	 <a href="#">View</a>
<a href="#">HPA001612</a>	polyclonal	IHC	human	5	 <a href="#">View</a>

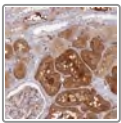


### Anti-FBLN2 antibody produced in rabbit

**Synonym(s):** Anti-Fibulin-2 precursor antibody produced in rabbit

[All Photos](#) (6)

Product No.	Clonality	Application	Species Reactivity	Citations	SDS
<a href="#">HPA001934</a>	polyclonal	IF, IHC	human	6	 <a href="#">View</a>

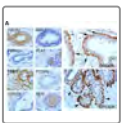


### Anti-FBN3 antibody produced in rabbit

**Synonym(s):** Anti-fibrillin 3

[All Photos](#) (1)



Product No.	Clonality	Application	Species Reactivity	Citations	SDS
<a href="#">HPA049482</a>	polyclonal	IHC	human		<a href="#">View</a>



### Anti-FBN1 antibody produced in rabbit

**Synonym(s):** Anti-Fibrillin-1, Anti-Fibrillin-1 precursor

[All Photos](#) (13)


Product No.	Clonality	Application	Species Reactivity	Citations	SDS
<a href="#">HPA021057</a>	polyclonal	IF, IHC	human	6	 <a href="#">View</a>
<a href="#">HPA017759</a>	polyclonal	IHC	human	7	 <a href="#">View</a>




### Anti-FBN2 antibody produced in rabbit

**Synonym(s):** Anti-Fibrillin-2 precursor

[All Photos](#) (4)


Product No.	Clonality	Application	Species Reactivity	Citations	SDS
<a href="#">HPA012853</a>	polyclonal	IHC	human	3	 <a href="#">View</a>

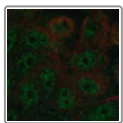


### Anti-FBP1 antibody produced in rabbit

**Synonym(s):** Anti-FBP, Anti-D-fructose-1,6- bisphosphate 1-phosphohydrolase 1, Anti-FBPase 1, Anti-Fructose-1,6-bisphosphatase 1

[All Photos](#) (11)


Product No.	Clonality	Application	Species Reactivity	Citations	SDS
<a href="#">HPA012513</a>	polyclonal	IHC	human	3	
<a href="#">HPA005857</a>	polyclonal	IHC	human	16	 <a href="#">View</a>



### Anti-FBP2 antibody produced in rabbit

[All Photos](#) (1)

Product No.	Clonality	Application	Species Reactivity	Citations	SDS
<a href="#">HPA055286</a>	polyclonal	IF	human		<a href="#">View</a>

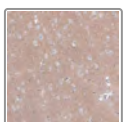


### Anti-FCHO1 antibody produced in rabbit

**Synonym(s):** Anti-Fch domain only 1, Anti-Kiaa0290

[All Photos](#) (3)

Product No.	Clonality	Application	Species Reactivity	Citations	SDS
<a href="#">HPA062981</a>	polyclonal	IF	human		<a href="#">View</a>
<a href="#">HPA041653</a>	polyclonal	IF, IHC	human		<a href="#">View</a>

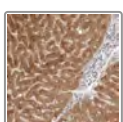


### Anti-FCHSD2 antibody produced in rabbit

**Synonym(s):** Anti-KIAA0769, Anti-SH3MD3, Anti-FCH and double SH3 domains 2

[All Photos](#) (10)

Product No.	Clonality	Application	Species Reactivity	Citations	SDS
<a href="#">HPA038545</a>	polyclonal	IHC	human		<a href="#">View</a>
<a href="#">HPA038546</a>	polyclonal	IF, IHC	human		<a href="#">View</a>



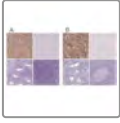
### Anti-FDPS antibody produced in rabbit

**Synonym(s):** Anti-ABCB2, Anti-D6S114E, Anti-PSF1, Anti-RING4, Anti-farnesyl diphosphate synthase



## All Photos (5)



Product No.	Clonality	Application	Species Reactivity	Citations	SDS
<a href="#">HPA028200</a>	polyclonal	IF, IHC	human	1	<a href="#">View</a>

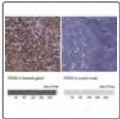


### Anti-FDX1 antibody produced in rabbit

**Synonym(s):** Anti-ADX, Anti-FDX, Anti-Adx, Anti-Fdx, Anti-Ferredoxin 1

## All Photos (15)



Product No.	Clonality	Application	Species Reactivity	Citations	SDS
<a href="#">HPA062087</a>	polyclonal	IF, IHC	human		<a href="#">View</a>
<a href="#">HPA041630</a>	polyclonal	IF, IHC	human		<a href="#">View</a>

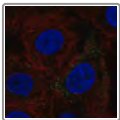


### Anti-FDXR antibody produced in rabbit

**Synonym(s):** Anti-ADXR

## All Photos (18)

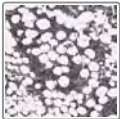
Product No.	Clonality	Application	Species Reactivity	Citations	SDS
<a href="#">HPA053673</a>	polyclonal	IF, IHC	human		<a href="#">View</a>
<a href="#">HPA044393</a>	polyclonal	IF, IHC	human	7 	<a href="#">View</a>



### Anti-FERMT3 antibody produced in rabbit

## All Photos (1)

Product No.	Clonality	Application	Species Reactivity	Citations	SDS
<a href="#">HPA065231</a>	polyclonal	IF	human		<a href="#">View</a>



### Anti-FES antibody produced in rabbit

**Synonym(s):** Anti-C-Fes antibody produced in rabbit, Anti-Proto-oncogene tyrosine-protein kinase Fes/Fps antibody produced in rabbit

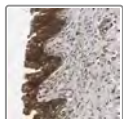
## All Photos (4)

Product No.	Clonality	Application	Species Reactivity	Citations	SDS
<a href="#">HPA001376</a>	polyclonal	IHC	human	6	<a href="#">View</a>

## All Photos (3) **Anti-FGD3 antibody produced in rabbit**

**Synonym(s):** Anti-FLJ00004, Anti-FYVE, RhoGEF and PH domain containing 3, Anti-ZFYVE5

Product No.	Clonality	Application	Species Reactivity	Citations	SDS
<a href="#">HPA021018</a>	polyclonal	IF, IHC	human		<a href="#">View</a>
<a href="#">HPA020963</a>	polyclonal	IHC	human	1	<a href="#">View</a>



## **Anti-FGD5 antibody produced in rabbit**

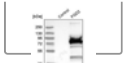
**Synonym(s):** Anti-FYVE, RhoGEF and PH domain-containing protein 5, Anti-Zinc finger FYVE domain-containing protein 23

## All Photos (2)

Product No.	Clonality	Application	Species Reactivity	Citations	SDS
<a href="#">HPA014536</a>	polyclonal	IHC	human	3	<a href="#">View</a>
<a href="#">HPA019191</a>	polyclonal	IHC	human	6	<a href="#">View</a>



## **Anti-FGD2 antibody produced in rabbit**



**Synonym(s):** Anti-FYVE, RhoGEF and PH domain containing 2, Anti-ZFYVE4

[All Photos](#) (3)

Product No.	Clonality	Application	Species Reactivity	Citations	SDS
<a href="#">HPA029145</a>	polyclonal	IHC, WB	human		<a href="#">View</a>
<a href="#">HPA049692</a>	polyclonal	IHC	human		<a href="#">View</a>

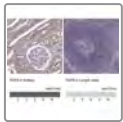


### Anti-FGD1 antibody produced in rabbit

**Synonym(s):** Anti-FYVE, RhoGEF and PH domain-containing protein 1 antibody produced in rabbit, Anti-Faciogenital dysplasia 1 protein antibody produced in rabbit, Anti-Rho/Rac GEF antibody produced in rabbit, Anti-Rho/Rac guanine nucleotide exchange factor FGD1 antibody produced in rabbit, Anti-Zinc finger FYVE domain-containing protein 3 antibody produced in rabbit

[All Photos](#) (1)

Product No.	Clonality	Application	Species Reactivity	Citations	SDS
<a href="#">HPA000911</a>	polyclonal	WB	human	5	<a href="#">View</a>



### Anti-FGF9

[All Photos](#) (3)

Product No.	Clonality	Application	Species Reactivity	Citations	SDS
<a href="#">HPA067007</a>	polyclonal	IHC	human		<a href="#">View</a>

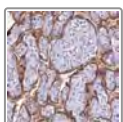


### Anti-FGF11

**Synonym(s):** FHF3, FLJ16061, MGC102953, MGC45269

[All Photos](#) (3)

Product No.	Clonality	Application	Species Reactivity	Citations	SDS
<a href="#">HPA075188</a>	polyclonal	IHC	human		<a href="#">View</a>



### Anti-FGF7 antibody produced in rabbit

**Synonym(s):** Anti-Fibroblast Growth Factor 7, Anti-KGF

[All Photos](#) (3)

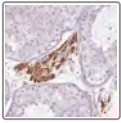
Product No.	Clonality	Application	Species Reactivity	Citations	SDS
<a href="#">HPA043605</a>	polyclonal	IF, IHC	human	6	<a href="#">View</a>



### Anti-FGF21 antibody produced in rabbit

## All Photos (1)

Product No.	Clonality	Application	Species Reactivity	Citations	SDS
<a href="#">HPA061286</a>	polyclonal	IHC	human		<a href="#">View</a>

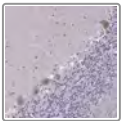


### Anti-FGF17 antibody produced in rabbit

**Synonym(s):** Anti-FGF-13, Anti-fibroblast growth factor 17

## All Photos (1)

Product No.	Clonality	Application	Species Reactivity	Citations	SDS
<a href="#">HPA052600</a>	polyclonal	IHC	human		<a href="#">View</a>

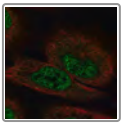


### Anti-FGF3 antibody produced in rabbit

**Synonym(s):** Anti-FGF-3, Anti-Fibroblast growth factor 3, Anti-HBGF-3, Anti-INT-2 proto-oncogene protein precursor

## All Photos (1)

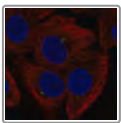
Product No.	Clonality	Application	Species Reactivity	Citations	SDS
<a href="#">HPA012692</a>	polyclonal	IHC	human	5	<a href="#">View</a>



### Anti-FGF12 antibody produced in rabbit

## All Photos (1)


Product No.	Clonality	Application	Species Reactivity	Citations	SDS
<a href="#">HPA071557</a>	polyclonal	IF	human		<a href="#">View</a>



### Anti-FGF11 antibody produced in rabbit

## All Photos (1)


Product No.	Clonality	Application	Species Reactivity	Citations	SDS
<a href="#">HPA066605</a>	polyclonal	IF	human		<a href="#">View</a>



### Anti-FGF4 antibody produced in rabbit

**Synonym(s):** Anti-FGF-4, Anti-Fibroblast growth factor 4 precursor, Anti-HBGF-4, Anti-HST, Anti-HST-1, Anti-Heparin secretory-transforming protein, Anti-Transforming protein KS3

## All Photos (2)

Product No.	Clonality	Application	Species Reactivity	Citations	SDS
<a href="#">HPA011209</a>	polyclonal	IHC	human	10	 <a href="#">View</a>

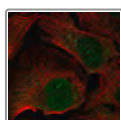


### Anti-FGF19 antibody produced in rabbit

**Synonym(s):** Anti-Fibroblast growth factor 19

[All Photos](#) (4)

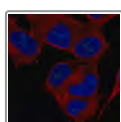
Product No.	Clonality	Application	Species Reactivity	Citations	SDS
<a href="#">HPA036082</a>	polyclonal	IHC	human	7	<a href="#">View</a>



### Anti-FGF5 antibody produced in rabbit

[All Photos](#) (2)

Product No.	Clonality	Application	Species Reactivity	Citations	SDS
<a href="#">HPA042442</a>	polyclonal	IF	human		<a href="#">View</a>



### Anti-FGF14 antibody produced in rabbit

[All Photos](#) (1)


Product No.	Clonality	Application	Species Reactivity	Citations	SDS
<a href="#">HPA049828</a>	polyclonal	IF	human		<a href="#">View</a>

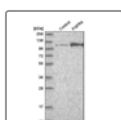


### Anti-FGFBP1 antibody produced in rabbit

**Synonym(s):** Anti-17 kDa HBGF-binding protein antibody produced in rabbit, Anti-17 kDa heparin-binding growth factor-binding protein antibody produced in rabbit, Anti-FGF-BP antibody produced in rabbit, Anti-FGF-BP1 antibody produced in rabbit, Anti-FGF-binding protein 1 antibody produced in rabbit, Anti-FGFBP-1 antibody produced in rabbit, Anti-Fibroblast growth factor-binding protein 1 precursor antibody produced in rabbit, Anti-HBp17 antibody produced in rabbit

[All Photos](#) (7)

Product No.	Clonality	Application	Species Reactivity	Citations	SDS
<a href="#">HPA004332</a>	polyclonal	IHC	human	1	 <a href="#">View</a>




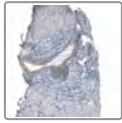
### Anti-FGFR4 antibody produced in rabbit

**Synonym(s):** Anti-CD334, Anti-JTK2, Anti-fibroblast growth factor receptor 4

[All Photos](#) (7)

Product No.	Clonality	Application	Species Reactivity	Citations	SDS
<a href="#">HPA028251</a>	polyclonal	IHC	human	5	<a href="#">View</a>

Product No.	Clonality	Application	Species Reactivity	Citations	SDS
<a href="#">HPA027369</a>	polyclonal	IHC	human	3	<a href="#">View</a>
<a href="#">HPA027273</a>	polyclonal	IHC	human	1	 <a href="#">View</a>

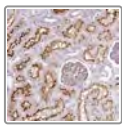


### Anti-FGFR2 antibody produced in rabbit

**Synonym(s):** Anti-BEK, Anti-CD332, Anti-CEK3, Anti-CFD1, Anti-ECT1, Anti-Fibroblast growth factor receptor 2, Anti-JWS, Anti-K-SAM, Anti-KGFR, Anti-TK14, Anti-TK25

#### All Photos (4)

Product No.	Clonality	Application	Species Reactivity	Citations	SDS
<a href="#">HPA035305</a>	polyclonal	IHC	human	1	<a href="#">View</a>

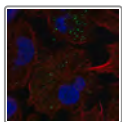


### Anti-FGFR1 antibody produced in rabbit

**Synonym(s):** Anti-BFGFR, Anti-CD331, Anti-CEK, Anti-FLG, Anti-FLT2, Anti-H3

#### All Photos (3)

Product No.	Clonality	Application	Species Reactivity	Citations	SDS
<a href="#">HPA076274</a>	polyclonal	IF	human		<a href="#">View</a>
<a href="#">HPA056402</a>	polyclonal	IHC	human	4	<a href="#">View</a>



### Anti-FGFR1 antibody produced in rabbit

#### All Photos (1)


Product No.	Clonality	Application	Species Reactivity	Citations	SDS
<a href="#">HPA068828</a>	polyclonal	IF	human	4	<a href="#">View</a>



### Anti-FGR antibody produced in rabbit

**Synonym(s):** Anti-C-FGR antibody produced in rabbit, Anti-P55-FGR antibody produced in rabbit, Anti-Proto-oncogene tyrosine-protein kinase FGR antibody produced in rabbit

#### All Photos (7)



Product No.	Clonality	Application	Species Reactivity	Citations	SDS
<a href="#">HPA002024</a>	polyclonal	IF, IHC	human	4	 <a href="#">View</a>

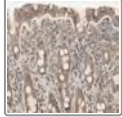


### Anti-FH antibody produced in rabbit

**Synonym(s):** Anti-fumarase, Anti-fumarate hydratase

## All Photos (11)

Product No.	Clonality	Application	Species Reactivity	Citations	SDS
<a href="#">HPA025948</a>	polyclonal	IHC	human	3	 <a href="#">View</a>
<a href="#">HPA027341</a>	polyclonal	IHC	mouse, human, rat	4	 <a href="#">View</a>

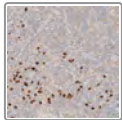


### Anti-FHDC1 antibody produced in rabbit

**Synonym(s):** Anti-FH2 domain-containing protein 1

## All Photos (1)

Product No.	Clonality	Application	Species Reactivity	Citations	SDS
<a href="#">HPA008527</a>	polyclonal	IHC	human	2	<a href="#">View</a>

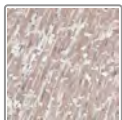


### Anti-FHOD1 antibody produced in rabbit

**Synonym(s):** Anti-FH1/FH2 domain-containing protein 1, Anti-FHOS, Anti-Formin homolog overexpressed in spleen 1, Anti-Formin homology 2 domain-containing protein 1

## All Photos (5)

Product No.	Clonality	Application	Species Reactivity	Citations	SDS
<a href="#">HPA024468</a>	polyclonal	IF, IHC	human	3	<a href="#">View</a>




### Anti-FHOD3 antibody produced in rabbit

**Synonym(s):** Anti-FH1/FH2 domain-containing protein 3, Anti-Formactin-2, Anti-Formin homolog overexpressed in spleen 2, Anti-hFHOS2

## All Photos (6)


Product No.	Clonality	Application	Species Reactivity	Citations	SDS
<a href="#">HPA021827</a>	polyclonal	IHC	human	3	<a href="#">View</a>
<a href="#">HPA024696</a>	polyclonal	IHC	human	4	<a href="#">View</a>

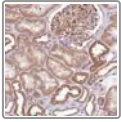


### Anti-FIBP antibody produced in rabbit

**Synonym(s):** Anti-Acidic fibroblast growth factor intracellular-binding protein, Anti-FGF-1 intracellular-binding protein, Anti-aFGF intracellular-binding protein

## All Photos (3)

Product No.	Clonality	Application	Species Reactivity	Citations	SDS
<a href="#">HPA011729</a>	polyclonal	IF, IHC, WB	human	2	 <a href="#">View</a>




## Anti-FIGNL1 antibody produced in rabbit

**Synonym(s):** Anti-fidgetin-like 1

[All Photos](#) (4)


Product No.	Clonality	Application	Species Reactivity	Citations	SDS
<a href="#">HPA055542</a>	polyclonal	IHC	human		<a href="#">View</a>

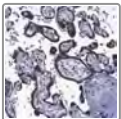


## Anti-FKBP7 antibody produced in rabbit

**Synonym(s):** Anti-FK506-binding protein 7 precursor, Anti-FKBP-23, Anti-PPIase, Anti-Peptidyl-prolyl cis-trans isomerase, Anti-Rotamase

[All Photos](#) (8)

Product No.	Clonality	Application	Species Reactivity	Citations	SDS
<a href="#">HPA008707</a>	polyclonal	IF, IHC	mouse, human	3	 <a href="#">View</a>



## Anti-FKBP9 antibody produced in rabbit

**Synonym(s):** Anti-FK506-binding protein 9 precursor, Anti-PPIase, Anti-Peptidyl-prolyl cis-trans isomerase, Anti-Rotamase


[All Photos](#) (7)

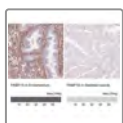
Product No.	Clonality	Application	Species Reactivity	Citations	SDS
<a href="#">HPA055256</a>	polyclonal	IF	human		<a href="#">View</a>
<a href="#">HPA012595</a>	polyclonal	IF, IHC	human	1	<a href="#">View</a>



## All **Anti-FKBP4 antibody produced in rabbit**

**Photos (7)** **Synonym(s):** Anti-52 kDa FK506-binding protein antibody produced in rabbit, Anti-FK506-binding protein 4 antibody produced in rabbit, Anti-FKBP52 protein antibody produced in rabbit, Anti-FKBP59 antibody produced in rabbit, Anti-HBI antibody produced in rabbit, Anti-HSP-binding immunophilin antibody produced in rabbit, Anti-PPIase antibody produced in rabbit, Anti-Peptidyl-prolyl cis-trans isomerase antibody produced in rabbit, Anti-Rotamase antibody produced in rabbit, Anti-p59 protein antibody produced in rabbit


Product No.	Clonality	Application	Species Reactivity	Citations	SDS
<a href="#">HPA062857</a>	polyclonal	IF	human		<a href="#">View</a>
<a href="#">HPA006148</a>	polyclonal	IF, IHC	mouse, rat, human	5	 <a href="#">View</a>

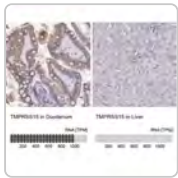


## **Anti-FKBP10 antibody produced in rabbit**

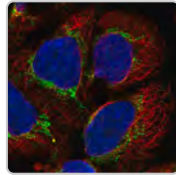
**Synonym(s):** Anti-FK506 binding protein 10, 65 kDa, Anti-FKBP6, Anti-FLJ20683, Anti-FLJ22041, Anti-FLJ23833, Anti-hFKBP65

All **Photos (8)**

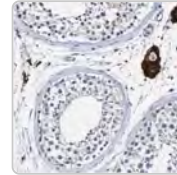
Product No.	Clonality	Application	Species Reactivity	Citations	SDS
<a href="#">HPA051171</a>	polyclonal	IF, IHC	human	5	<a href="#">View</a>
<a href="#">HPA057021</a>	polyclonal	IHC	human		 <a href="#">View</a>



Sigma-Aldrich  
**HPA072934**  
Anti-TMPRSS15



Sigma-Aldrich  
**HPA061396**  
Anti-AARS2  
antibody...

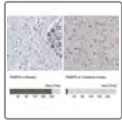


Sigma-Aldrich  
**HPA010972**  
Anti-VMA21  
antibody...

[View Price and Availability](#)

[View Price and Availability](#)



[View Price and Availability](#)

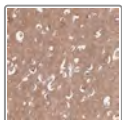


### Anti-FKBP5 antibody produced in rabbit

**Synonym(s):** Anti-FKBP51, Anti-FKBP54, Anti-P54, Anti-PPIase, Anti-Ptg-10, Anti-FK506 binding protein 5

**All Photos** (13)

Product No.	Clonality	Application	Species Reactivity	Citations	SDS
<a href="#">HPA031095</a>	polyclonal	IHC	human	1	<a href="#">View</a>
<a href="#">HPA031093</a>	polyclonal	IF, IHC	mouse, rat, human	1	 <a href="#">View</a>
<a href="#">HPA031092</a>	polyclonal	IHC	human	1	 <a href="#">View</a>



### Anti-FKBP8 antibody produced in rabbit

**Synonym(s):** Anti-FKBP38, Anti-FKBPr38

**All Photos** (3)


Product No.	Clonality	Application	Species Reactivity	Citations	SDS
<a href="#">HPA045177</a>	polyclonal	IF, IHC	human		<a href="#">View</a>

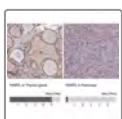


### Anti-FKBP2 antibody produced in rabbit

**Synonym(s):** Anti-FKBP-13, Anti-PPIase


**All Photos** (5)

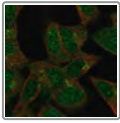
Product No.	Clonality	Application	Species Reactivity	Citations	SDS
<a href="#">HPA049405</a>	polyclonal	IF, IHC	human		 <a href="#">View</a>



### Anti-FKBPL antibody produced in rabbit

**All Photos** (4)

Product No.	Clonality	Application	Species Reactivity	Citations	SDS
<a href="#">HPA060158</a>	polyclonal	IF	human		<a href="#">View</a>
<a href="#">HPA043478</a>	polyclonal	IHC	human		 <a href="#">View</a>



### Anti-FKRP antibody produced in rabbit

**Synonym(s):** Anti-LGMD2I, Anti-MDC1C

[All Photos](#) (2)

Product No.	Clonality	Application	Species Reactivity	Citations	SDS
<a href="#">HPA043115</a>	polyclonal	IF	human		<a href="#">View</a>
<a href="#">HPA060454</a>	polyclonal		human		<a href="#">View</a>



### Anti-FLAD1 antibody produced in rabbit

**Synonym(s):** Anti-FAD1, Anti-FAD1 flavin adenine dinucleotide synthetase homolog (*S. cerevisiae*), Anti-PP591

[All Photos](#) (4)

Product No.	Clonality	Application	Species Reactivity	Citations	SDS
<a href="#">HPA028486</a>	polyclonal	IF, IHC	human	3	<a href="#">View</a>
<a href="#">HPA028563</a>	polyclonal	IHC	human	6	<a href="#">View</a>



### Anti-FLG2 antibody produced in rabbit

**Synonym(s):** Anti-IFPS, Anti-filaggrin family member 2

[All Photos](#) (1)



Product No.	Clonality	Application	Species Reactivity	Citations	SDS
<a href="#">HPA028699</a>	polyclonal	IHC	human	6	<a href="#">View</a>



### Anti-FLG antibody produced in rabbit

**Synonym(s):** Anti-filaggrin

[All Photos](#) (13)

Product No.	Clonality	Application	Species Reactivity	Citations	SDS
<a href="#">HPA030189</a>	polyclonal	IHC	human	5	 <a href="#">View</a>
<a href="#">HPA030188</a>	polyclonal	IF, IHC	human	1	 <a href="#">View</a>



### Anti-FLII antibody produced in rabbit



**Synonym(s):** FLI, FLIL, Fli1, MGC39265

[All Photos](#) (14)



Product No.	Clonality	Application	Species Reactivity	Citations	SDS
<a href="#">HPA008903</a>	polyclonal	IF, IHC	human, mouse	4	<a href="#">View</a>
<a href="#">HPA007084</a>	polyclonal	IF, IHC	human, rat, mouse	4	<a href="#">View</a>



### Anti-FLNA antibody produced in rabbit

**Synonym(s):** Anti- $\alpha$ -Filamin antibody produced in rabbit, Anti-ABP-280 antibody produced in rabbit, Anti-Actin-binding protein 280 antibody produced in rabbit, Anti-Endothelial actin-binding protein antibody produced in rabbit, Anti-Filamin-1 antibody produced in rabbit, Anti-Filamin-A antibody produced in rabbit, Anti-Nonmuscle filamin antibody produced in rabbit

[All Photos](#) (26)



Product No.	Clonality	Application	Species Reactivity	Citations	SDS
<a href="#">HPA001115</a>	polyclonal		rat, mouse, human	2	 <a href="#">View</a>
<a href="#">HPA002925</a>	polyclonal	IF, IHC	rat, human, mouse	2	 <a href="#">View</a>

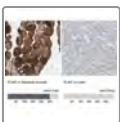


### Anti-FLNB antibody produced in rabbit

**Synonym(s):** ABP-278, FLN1L, Fh1, Filamin-B, beta, LRS1, TABP, TAP, FH1, filamin B, beta

[All Photos](#) (15)


Product No.	Clonality	Application	Species Reactivity	Citations	SDS
<a href="#">HPA004747</a>	polyclonal	IF, IHC	rat, human, mouse	3	 <a href="#">View</a>
<a href="#">HPA004886</a>	polyclonal	IHC	human	4	 <a href="#">View</a>

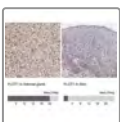


### Anti-FLNC antibody produced in rabbit

**Synonym(s):** Anti-ABP-280-like protein, Anti-ABP-L, Anti-Actin-binding-like protein, Anti-Filamin-2, Anti-Filamin-C, Anti-Gamma-filamin, Anti-Protein FLNc

[All Photos](#) (6)

Product No.	Clonality	Application	Species Reactivity	Citations	SDS
<a href="#">HPA006135</a>	polyclonal	IF, IHC	human	14	 <a href="#">View</a>

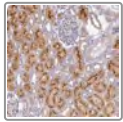


### Anti-FLOT1 antibody produced in rabbit

**Synonym(s):** Anti-Flotillin-1 antibody produced in rabbit

[All Photos](#) (8)

Product No.	Clonality	Application	Species Reactivity	Citations	SDS
<a href="#">HPA001393</a>	polyclonal	IHC	human, mouse, rat	8	<a href="#">View</a>



### Anti-FLRT3 antibody produced in rabbit

[All Photos](#) (2)

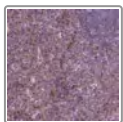
Product No.	Clonality	Application	Species Reactivity	Citations	SDS
<a href="#">HPA056033</a>	polyclonal	IF, IHC	human		<a href="#">View</a>



### Anti-FLRT1 antibody produced in rabbit

[All Photos](#) (1)

Product No.	Clonality	Application	Species Reactivity	Citations	SDS
<a href="#">HPA054589</a>	polyclonal	IHC	human		<a href="#">View</a>

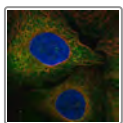


### Anti-FLT4 antibody produced in rabbit

**Synonym(s):** PCL, VEGFR3

[All Photos](#) (2)

Product No.	Clonality	Application	Species Reactivity	Citations	SDS
<a href="#">HPA067906</a>	polyclonal	IHC	human		<a href="#">View</a>
<a href="#">HPA046519</a>	polyclonal	IF	human		<a href="#">View</a>



### Anti-FLT3 antibody produced in rabbit

[All Photos](#) (1)


Product No.	Clonality	Application	Species Reactivity	Citations	SDS
<a href="#">HPA047539</a>	polyclonal	IF	human	3	<a href="#">View</a>

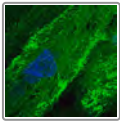


### Anti-FLVCR2 antibody produced in rabbit

**Synonym(s):** Anti-C14orf58, Anti-FLJ20371, Anti-Feline leukemia virus subgroup C cellular receptor family, member 2, Anti-MFSD7C

[All Photos](#) (6)

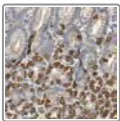
Product No.	Clonality	Application	Species Reactivity	Citations	SDS
<a href="#">HPA037984</a>	polyclonal	IHC	human	1	 <a href="#">View</a>



### Anti-FMN2 antibody produced in rabbit

[All Photos](#) (1)

Product No.	Clonality	Application	Species Reactivity	Citations	SDS
<a href="#">HPA050649</a>	polyclonal	IF	human		<a href="#">View</a>




### Anti-FMN1 antibody produced in rabbit

**Synonym(s):** Anti-DKFZP686C2281, Anti-FLJ45135, Anti-FMN, Anti-Formin 1, Anti-LD, Anti-MGC125288, Anti-MGC125289, Anti- LD

[All Photos](#) (3)

Product No.	Clonality	Application	Species Reactivity	Citations	SDS
<a href="#">HPA046786</a>	polyclonal	IF, IHC	human		<a href="#">View</a>
<a href="#">HPA005465</a>	polyclonal	IHC	human	6	<a href="#">View</a>

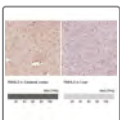


### Anti-FMNL3 antibody produced in rabbit

**Synonym(s):** Anti-Formin-like 3 isoform 2 antibody produced in rabbit, Anti-Formin homology 2 domain-containing protein 3, Anti-Formin-like protein 3, Anti-WBP-3, Anti-WW domain-binding protein 3

[All Photos](#) (3)


Product No.	Clonality	Application	Species Reactivity	Citations	SDS
<a href="#">HPA002552</a>	polyclonal	IF, IHC	human	4	<a href="#">View</a>
<a href="#">HPA023201</a>	polyclonal	IHC	human	3	<a href="#">View</a>

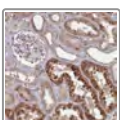


### Anti-FMNL2 antibody produced in rabbit

**Synonym(s):** Anti-Formin homology 2 domain-containing protein 2, Anti-Formin-like protein 2

[All Photos](#) (4)

Product No.	Clonality	Application	Species Reactivity	Citations	SDS
<a href="#">HPA005464</a>	polyclonal	IF, IHC	human	9	 <a href="#">View</a>



### Anti-FMO4 antibody produced in rabbit

**Synonym(s):** Anti-FMO2, Anti-flavin containing monooxygenase 4

## All Photos (4)


Product No.	Clonality	Application	Species Reactivity	Citations	SDS
<a href="#">HPA049100</a>	polyclonal	IHC	human		<a href="#">View</a>

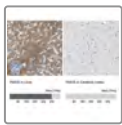


### Anti-FMO3 antibody produced in rabbit

**Synonym(s):** Anti-Dimethylaniline monooxygenase [N-oxide-forming] 3 antibody produced in rabbit, Anti-Dimethylaniline oxidase 3 antibody produced in rabbit, Anti-FMO 3 antibody produced in rabbit, Anti-FMO II antibody produced in rabbit, Anti-FMO form 2 antibody produced in rabbit, Anti-Hepatic flavin-containing monooxygenase 3 antibody produced in rabbit

## All Photos (6)


Product No.	Clonality	Application	Species Reactivity	Citations	SDS
<a href="#">HPA013750</a>	polyclonal	IHC	human	3	 <a href="#">View</a>

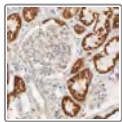


### Anti-FMO5 antibody produced in rabbit

**Synonym(s):** Anti-Dimethylaniline monooxygenase [N-oxide-forming] 5, Anti-Dimethylaniline oxidase 5, Anti-FMO 5, Anti-Hepatic flavin-containing monooxygenase 5

## All Photos (4)

Product No.	Clonality	Application	Species Reactivity	Citations	SDS
<a href="#">HPA012373</a>	polyclonal	IF, IHC	human	2	 <a href="#">View</a>

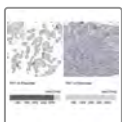


### Anti-FMO1 antibody produced in rabbit

**Synonym(s):** Anti-Dimethylaniline monooxygenase, Anti-Dimethylaniline oxidase 1, Anti-FMO 1, Anti-Fetal hepatic flavin-containing monooxygenase 1

## All Photos (4)


Product No.	Clonality	Application	Species Reactivity	Citations	SDS
<a href="#">HPA023680</a>	polyclonal	IHC	human	1	<a href="#">View</a>




### Anti-FN1 antibody produced in rabbit

**Synonym(s):** Anti-CIG, Anti-FINC, Anti-GFND2, Anti-LETS, Anti-MSF, Anti-fibronectin 1

## All Photos (6)

Product No.	Clonality	Application	Species Reactivity	Citations	SDS
<a href="#">HPA027066</a>	polyclonal	IHC	human	9	 <a href="#">View</a>



## Anti-FNBP1

**Synonym(s):** FBP17, KIAA0554

[All Photos](#) (6)

---



Product No.	Clonality	Application	Species Reactivity	Citations	SDS
<a href="#">HPA019635</a>	polyclonal	IHC	human		


---



## All Photos (14) **Anti-FNBP1 antibody produced in rabbit**

**Synonym(s):** Anti-FBP17, Anti-KIAA0554, Anti-formin binding protein 1


Product No.	Clonality	Application	Species Reactivity	Citations	SDS
<a href="#">HPA019691</a>	polyclonal	IHC, WB	human		<a href="#">View</a>
<a href="#">HPA022119</a>	polyclonal	IHC	human		<a href="#">View</a>



## **Anti-FNBP4 antibody produced in rabbit**

**Synonym(s):** Anti-KIAA1014, Anti-formin binding protein 4

## All Photos (5)

Product No.	Clonality	Application	Species Reactivity	Citations	SDS
<a href="#">HPA040029</a>	polyclonal	IF, IHC, WB	human		<a href="#">View</a>
<a href="#">HPA039485</a>	polyclonal	IF, IHC	human		<a href="#">View</a>

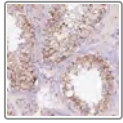


## **Anti-FNBP1L antibody produced in rabbit**



[Photos](#) (2)

Product No.	Clonality	Application	Species Reactivity	Citations	SDS
<a href="#">HPA065273</a>	polyclonal	IF, IHC	human		<a href="#">View</a>

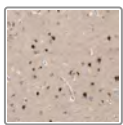


### Anti-FNDC7 antibody produced in rabbit

**Synonym(s):** Anti-FLJ35838

[All Photos](#) (1)

Product No.	Clonality	Application	Species Reactivity	Citations	SDS
<a href="#">HPA054297</a>	polyclonal	IHC	human		<a href="#">View</a>

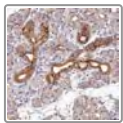


### Anti-FNDC3B antibody produced in rabbit

**Synonym(s):** Anti-fibronectin type III domain containing 3B antibody produced in rabbit

[All Photos](#) (5)

Product No.	Clonality	Application	Species Reactivity	Citations	SDS
<a href="#">HPA007859</a>	polyclonal	IF, IHC	mouse, rat, human	4	<a href="#">View</a>

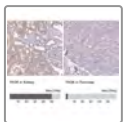


### Anti-FNIP2 antibody produced in rabbit

**Synonym(s):** FNIPL, KIAA1450, MAPO1


[All Photos](#) (2)

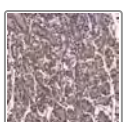
Product No.	Clonality	Application	Species Reactivity	Citations	SDS
<a href="#">HPA072420</a>	polyclonal	IHC	human		<a href="#">View</a>
<a href="#">HPA042779</a>	polyclonal	IHC	human		<a href="#">View</a>



### Anti-FN3K antibody produced in rabbit

[All Photos](#) (4)

Product No.	Clonality	Application	Species Reactivity	Citations	SDS
<a href="#">HPA059151</a>	polyclonal	IF	human		<a href="#">View</a>
<a href="#">HPA061358</a>	polyclonal	IHC	human		 <a href="#">View</a>



### Anti-FN3KRP antibody produced in rabbit

**Synonym(s):** Anti-FLJ12171, Anti-FN3KL

## All Photos (4)

Product No.	Clonality	Application	Species Reactivity	Citations	SDS
<a href="#">HPA056172</a>	polyclonal	IF	human		<a href="#">View</a>
<a href="#">HPA065831</a>	polyclonal	IHC	human		<a href="#">View</a>

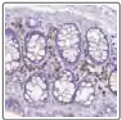


### Anti-FNTA antibody produced in rabbit

**Synonym(s):** Anti-CAAX farnesyltransferase subunit alpha, Anti-FTase-alpha, Anti-Protein farnesyltransferase/geranylgeranyltransferase type-1 subunit alpha, Anti-Ras proteins prenyltransferase alpha, Anti-Type I protein geranyl-geranyltransferase subunit alpha

## All Photos (3)

Product No.	Clonality	Application	Species Reactivity	Citations	SDS
<a href="#">HPA018830</a>	polyclonal	IF, IHC	human	5	<a href="#">View</a>



### Anti-FNTB antibody produced in rabbit

**Synonym(s):** Anti-FPTB

## All Photos (3)


Product No.	Clonality	Application	Species Reactivity	Citations	SDS
<a href="#">HPA062743</a>	polyclonal	IF, IHC	human		<a href="#">View</a>




### Anti-FOLH1 antibody produced in rabbit

**Synonym(s):** Anti-Glutamate carboxypeptidase 2 antibody produced in rabbit, Anti-Glutamate carboxypeptidase II antibody produced in rabbit, Anti-Membrane glutamate carboxypeptidase antibody produced in rabbit, Anti-N-acetylated- $\alpha$ -linked acidic dipeptidase I antibody produced in rabbit, Anti-NAALADase I antibody produced in rabbit, Anti-Pteroylpoly- $\gamma$ -glutamate carboxypeptidase antibody produced in rabbit, Anti-mGCP antibody produced in rabbit

## All Photos (5)


Product No.	Clonality	Application	Species Reactivity	Citations	SDS
<a href="#">HPA010593</a>	polyclonal	IHC	human	5	 <a href="#">View</a>



### Anti-FOXO1 antibody produced in rabbit

**Synonym(s):** Anti-FOXO1, Anti-FOXO1A antibody produced in rabbit, Anti-Forkhead box protein O1A antibody produced in rabbit, Anti-Forkhead in rhabdomyosarcoma antibody produced in rabbit


## All Photos (7)

Product No.	Clonality	Application	Species Reactivity	Citations	SDS
<a href="#">HPA001252</a>	polyclonal	IHC, WB	human, mouse	4	 <a href="#">View</a>



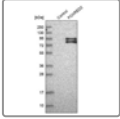
### Anti-FOXRED1 antibody produced in rabbit

**Synonym(s):** Anti-FAD-dependent oxidoreductase domain containing 1, Anti-H17



[Photos](#) (4)



Product No.	Clonality	Application	Species Reactivity	Citations	SDS
<a href="#">HPA039620</a>	polyclonal	IF	human		<a href="#">View</a>
<a href="#">HPA046192</a>	polyclonal	IHC	human	1	<a href="#">View</a>

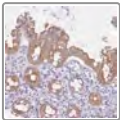


### Anti-FOXRED2 antibody produced in rabbit

**Synonym(s):** Anti-FAD-dependent oxidoreductase domain containing 2, Anti-FLJ23322

[All Photos](#) (4)

Product No.	Clonality	Application	Species Reactivity	Citations	SDS
<a href="#">HPA031611</a>	polyclonal	IHC	human		 <a href="#">View</a>
<a href="#">HPA031612</a>	polyclonal	IHC	human		 <a href="#">View</a>




### Anti-FPGS antibody produced in rabbit

**Synonym(s):** Anti-folypolyglutamate synthase

[All Photos](#) (1)

Product No.	Clonality	Application	Species Reactivity	Citations	SDS
<a href="#">HPA050488</a>	polyclonal	IHC	human		<a href="#">View</a>

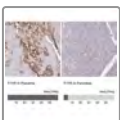


### Anti-FPR2 antibody produced in rabbit

**Synonym(s):** Anti-ALXR, Anti-FMLP-R-II, Anti-FMLPX, Anti-FPR2A, Anti-FPRH2, Anti-FPRL1, Anti-HM63, Anti-KRTAP5.10, Anti-LXA4R, Anti-formyl peptide receptor 2

[All Photos](#) (3)


Product No.	Clonality	Application	Species Reactivity	Citations	SDS
<a href="#">HPA029154</a>	polyclonal	IHC	human	5	<a href="#">View</a>



### Anti-F11R antibody produced in rabbit

**Synonym(s):** Anti-CD321, Anti-JAM-1, Anti-JAM-A, Anti-JAM1, Anti-JAMA, Anti-JCAM, Anti-PAM-1

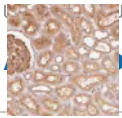
[All Photos](#) (3)

Product No.	Clonality	Application	Species Reactivity	Citations	SDS
<a href="#">HPA061700</a>	polyclonal	IHC	human		 <a href="#">View</a>



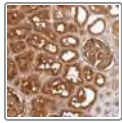
### Anti-FRAS1 antibody produced in rabbit

**Synonym(s):** Anti-FLJ14927, Anti-FLJ22031, Anti-KIAA1500



[Photos](#) (1)

Product No.	Clonality	Application	Species Reactivity	Citations	SDS
<a href="#">HPA051601</a>	polyclonal	IHC	human		<a href="#">View</a>

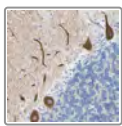


### Anti-FREM2 antibody produced in rabbit

**Synonym(s):** Anti-DKFZp686J0811, Anti-FRAS1 related extracellular matrix protein 2

[All Photos](#) (2)

Product No.	Clonality	Application	Species Reactivity	Citations	SDS
<a href="#">HPA028831</a>	polyclonal	IF, IHC	human		<a href="#">View</a>

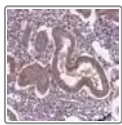


### Anti-FRMD4B antibody produced in rabbit

**Synonym(s):** Anti-FERM domain-containing protein 4B, Anti-GRP1-binding protein GRSP1

[All Photos](#) (1)

Product No.	Clonality	Application	Species Reactivity	Citations	SDS
<a href="#">HPA009705</a>	polyclonal	IHC	human	3	<a href="#">View</a>



### Anti-FRMPD1 antibody produced in rabbit

**Synonym(s):** Anti-FERM And PDZ Domain Containing 1, Anti-FRMD2, Anti-KIAA0967

[All Photos](#) (4)

Product No.	Clonality	Application	Species Reactivity	Citations	SDS
<a href="#">HPA042934</a>	polyclonal	IHC	human	3	<a href="#">View</a>

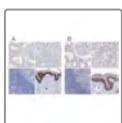


### Anti-FRRS1 antibody produced in rabbit

**Synonym(s):** Anti-Ferric-chelate reductase 1, Anti-SDR-2, Anti-Stromal cell-derived receptor 2

[All Photos](#) (2)



Product No.	Clonality	Application	Species Reactivity	Citations	SDS
<a href="#">HPA017883</a>	polyclonal	IHC	human	3	<a href="#">View</a>

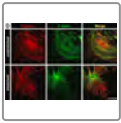


### Anti-FRS3 antibody produced in rabbit

**Synonym(s):** Anti-ALD, Anti-ALDP, Anti-AMN, Anti-FRS2 $\beta$ , Anti-FRS2B, Anti-SNT-2, Anti-adrenoleukodystrophy, Anti-fibroblast growth factor receptor substrate 3

[All Photos](#) (12)



Product No.	Clonality	Application	Species Reactivity	Citations	SDS
<a href="#">HPA030162</a>	polyclonal	IHC	human		<a href="#">View</a>
<a href="#">HPA030174</a>	polyclonal	IHC	rat, human		<a href="#">View</a>

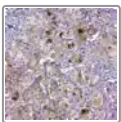


### Anti-FSCN1 antibody produced in rabbit

**Synonym(s):** Anti-55 kDa actin-bundling protein, Anti-Fascin, Anti-Singed-like protein, Anti-p55

[All Photos](#) (14)

Product No.	Clonality	Application	Species Reactivity	Citations	SDS
<a href="#">HPA050654</a>	polyclonal	IHC	human		<a href="#">View</a>
<a href="#">HPA005723</a>	polyclonal	IF, IHC	rat, human, mouse	8 	<a href="#">View</a>



### Anti-FSHB antibody produced in rabbit

[All Photos](#) (4)

Product No.	Clonality	Application	Species Reactivity	Citations	SDS
<a href="#">HPA069703</a>	polyclonal	IHC	human		<a href="#">View</a>

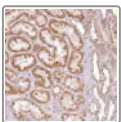


### Anti-FSTL4 antibody produced in rabbit

**Synonym(s):** Anti-Follistatin-Like 4, Anti-KIAA1061

[All Photos](#) (1)

Product No.	Clonality	Application	Species Reactivity	Citations	SDS
<a href="#">HPA045920</a>	polyclonal	IHC	human		<a href="#">View</a>



### Anti-FSTL3 antibody produced in rabbit

**Synonym(s):** Anti-FLRG, Anti-FSRP

[All Photos](#) (2)





Product No.	Clonality	Application	Species Reactivity	Citations	SDS
<a href="#">HPA045378</a>	polyclonal	IF, IHC	human		<a href="#">View</a>

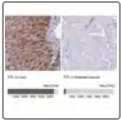


## Anti-FTCD antibody produced in rabbit

**Synonym(s):** Anti-FTCD, Anti-Formimidoyltransferase-cyclodeaminase, Anti-Formiminotetrahydrofolate cyclodeaminase, Anti-Formiminotransferase-cyclodeaminase, Anti-Glutamate formiminotransferase, Anti-Glutamate formyltransferase, Anti-LCHC1

**All Photos** (34)


Product No.	Clonality	Application	Species Reactivity	Citations	SDS
<a href="#">HPA036114</a>	polyclonal	IF, IHC	human		 <a href="#">View</a>
<a href="#">HPA020073</a>	polyclonal	IHC	human	3	 <a href="#">View</a>
<a href="#">HPA030928</a>	polyclonal	IHC, WB	human		 <a href="#">View</a>
<a href="#">HPA030929</a>	polyclonal	IF, IHC	human		 <a href="#">View</a>

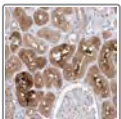


## Anti-FTL antibody produced in rabbit

**Synonym(s):** Anti-MGC71996, Anti-NBIA3

**All Photos** (5)

Product No.	Clonality	Application	Species Reactivity	Citations	SDS
<a href="#">HPA041602</a>	polyclonal	IF, IHC	human	1	 <a href="#">View</a>





## Anti-FUCA2 antibody produced in rabbit

**Synonym(s):** Anti-MGC1314, Anti-dJ20N2.5, Anti-fucosidase,  $\alpha$ -L- 2, plasma

**All Photos** (4)

Product No.	Clonality	Application	Species Reactivity	Citations	SDS
<a href="#">HPA031659</a>	polyclonal	IHC	human		<a href="#">View</a>

## All Photos (13) **Anti-FUCA1 antibody produced in rabbit**

Product No.	Clonality	Application	Species Reactivity	Citations	SDS
<a href="#">HPA056371</a>	polyclonal	IHC	human		<a href="#">View</a>
<a href="#">HPA046542</a>	polyclonal	IHC	human		<a href="#">View</a>



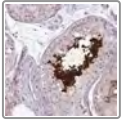
## **Anti-FUK antibody produced in rabbit**

**Synonym(s):** Anti-Flj39408, Anti-Fucokinase

## All Photos (2)

Product No.	Clonality	Application	Species Reactivity	Citations	SDS
<a href="#">HPA041971</a>	polyclonal	IF, IHC	human		<a href="#">View</a>



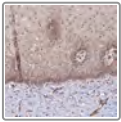


## Anti-FUNDC2 antibody produced in rabbit

**Synonym(s):** Anti-DC44, Anti-HCBP6

[All Photos](#) (4)

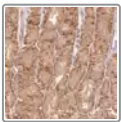
Product No.	Clonality	Application	Species Reactivity	Citations	SDS
<a href="#">HPA059129</a>	polyclonal	IHC	human		<a href="#">View</a>



## Anti-FUT10 antibody produced in rabbit

[All Photos](#) (4)

Product No.	Clonality	Application	Species Reactivity	Citations	SDS
<a href="#">HPA053970</a>	polyclonal	IHC	human	1	<a href="#">View</a>
<a href="#">HPA058655</a>	polyclonal	IF, IHC	human	2	<a href="#">View</a>

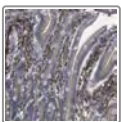


## Anti-FUT8 antibody produced in rabbit

**Synonym(s):** Anti-fucosyltransferase 8 (alpha (1,6) fucosyltransferase)

[All Photos](#) (5)

Product No.	Clonality	Application	Species Reactivity	Citations	SDS
<a href="#">HPA043410</a>	polyclonal	IF, IHC	human	2	<a href="#">View</a>

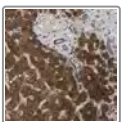


## Anti-FUT2 antibody produced in rabbit

**Synonym(s):** Anti-Alpha(1,2)FT 2, Anti-Fucosyltransferase 2, Anti-GDP-L- fucose:beta-D-galactoside 2-alpha-L-fucosyltransferase 2, Anti-Galactoside 2-alpha-L-fucosyltransferase 2, Anti-SE2, Anti-Se, Anti-Secretor blood group alpha-2- fucosyltransferase, Anti-Secretor factor

[All Photos](#) (1)

Product No.	Clonality	Application	Species Reactivity	Citations	SDS
<a href="#">HPA014402</a>	polyclonal	IHC	human	3	<a href="#">View</a>

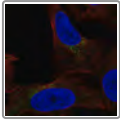


## Anti-FUT11 antibody produced in rabbit

**Synonym(s):** Anti-Alpha-(1,3)-fucosyltransferase 11, Anti-Fuc-TXI, Anti-FucT-XI, Anti-Fucosyltransferase 11, Anti-Galactoside 3-L- fucosyltransferase 11

[All Photos](#) (2)

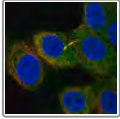
Product No.	Clonality	Application	Species Reactivity	Citations	SDS
<a href="#">HPA014033</a>	polyclonal	IF, IHC	human	3	<a href="#">View</a>



### Anti-FUT7 antibody produced in rabbit

[All Photos](#) (1)


Product No.	Clonality	Application	Species Reactivity	Citations	SDS
<a href="#">HPA042780</a>	polyclonal	IF	human		<a href="#">View</a>



### Anti-FUT9 antibody produced in rabbit

[All Photos](#) (1)


Product No.	Clonality	Application	Species Reactivity	Citations	SDS
<a href="#">HPA070923</a>	polyclonal	IF	human		<a href="#">View</a>




### Anti-FUZ antibody produced in rabbit

**Synonym(s):** Anti-Flj22688, Anti-Fuzzy homolog (*Drosophila*), Anti-Fy

[All Photos](#) (5)


Product No.	Clonality	Application	Species Reactivity	Citations	SDS
<a href="#">HPA042196</a>	polyclonal	IHC	human		<a href="#">View</a>
<a href="#">HPA041779</a>	polyclonal	IF, IHC	human	1	 <a href="#">View</a>



### Anti-FXN antibody produced in rabbit

[All Photos](#) (3)


Product No.	Clonality	Application	Species Reactivity	Citations	SDS
<a href="#">HPA068304</a>	polyclonal	IHC	human	3	<a href="#">View</a>



### Anti-FXYD5 antibody produced in rabbit

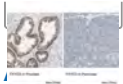
**Synonym(s):** Anti-Dysadherin, Anti-FXYD domain-containing ion transport regulator 5 precursor

[All Photos](#) (4)

Product No.	Clonality	Application	Species Reactivity	Citations	SDS
<a href="#">HPA010817</a>	polyclonal	IF, IHC	human	10	 <a href="#">View</a>




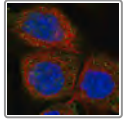
### Anti-FXYD3 antibody produced in rabbit



**PHOTOS** (3)

**Synonym(s):** Anti-Chloride conductance inducer protein Mat-8 antibody produced in rabbit, Anti-FXYD domain-containing ion transport regulator 3 precursor antibody produced in rabbit, Anti-Mammary tumor 8 kDa protein antibody produced in rabbit, Anti-Phospholemman-like antibody produced in rabbit

Product No.	Clonality	Application	Species Reactivity	Citations	SDS
<a href="#">HPA010856</a>	polyclonal	IHC	human	6	 <a href="#">View</a>

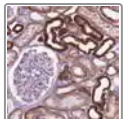


### Anti-FXYD1 antibody produced in rabbit

**Synonym(s):** Anti-FXYD domain-containing ion transport regulator 1, Anti-Phospholemman

**All Photos** (1)


Product No.	Clonality	Application	Species Reactivity	Citations	SDS
<a href="#">HPA026873</a>	polyclonal	IF, IHC (p)	human	4	<a href="#">View</a>



### Anti-FXYD2 antibody produced in rabbit

**All Photos** (2)


Product No.	Clonality	Application	Species Reactivity	Citations	SDS
<a href="#">HPA064218</a>	polyclonal	IF	human		<a href="#">View</a>
<a href="#">HPA068838</a>	polyclonal	IHC	human		<a href="#">View</a>




### Anti-FYN antibody produced in rabbit

**Synonym(s):** Anti-Proto-oncogene tyrosine-protein kinase Fyn, Anti-Protooncogene Syn, Anti-SLK, Anti-p59-Fyn

**All Photos** (6)

Product No.	Clonality	Application	Species Reactivity	Citations	SDS
<a href="#">HPA063770</a>	polyclonal	IF	human		<a href="#">View</a>
<a href="#">HPA023887</a>	polyclonal	IF, IHC	mouse, human, rat	13	 <a href="#">View</a>



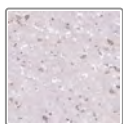
### Anti-FZD8 antibody produced in rabbit

**Synonym(s):** Anti-Frizzled homolog 8 (*Drosophila*)

**All Photos** (3)

Product No.	Clonality	Application	Species Reactivity	Citations	SDS
<a href="#">HPA071142</a>	polyclonal	IF	human		<a href="#">View</a>
<a href="#">HPA045025</a>	polyclonal	IHC	human	10	<a href="#">View</a>

Product No.	Clonality	Application	Species Reactivity	Citations	SDS
-------------	-----------	-------------	--------------------	-----------	-----



### Anti-FZD5 antibody produced in rabbit

**Synonym(s):** Anti-C2orf31, Anti-DKFZP434E2135, Anti-HFZ5, Anti-frizzled family receptor 5

[All Photos](#) (1)

Product No.	Clonality	Application	Species Reactivity	Citations	SDS
<a href="#">HPA052361</a>	polyclonal	IHC	human		<a href="#">View</a>



### Anti-FZD10 antibody produced in rabbit

**Synonym(s):** Anti-CD350 antigen, Anti-Frizzled-10 precursor, Anti-Fz-10, Anti-FzE7, Anti-hFz10

[All Photos](#) (4)

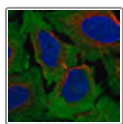
Product No.	Clonality	Application	Species Reactivity	Citations	SDS
<a href="#">HPA014485</a>	polyclonal	IF, IHC	human	3	<a href="#">View</a>
<a href="#">HPA014484</a>	polyclonal	IF, IHC	human	3	<a href="#">View</a>



### Anti-FZD7 antibody produced in rabbit

[All Photos](#) (2)

Product No.	Clonality	Application	Species Reactivity	Citations	SDS
<a href="#">HPA069165</a>	polyclonal	IF, IHC	human		<a href="#">View</a>



### Anti-FZD4 antibody produced in rabbit

[All Photos](#) (1)

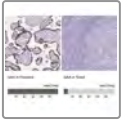
Product No.	Clonality	Application	Species Reactivity	Citations	SDS
<a href="#">HPA074833</a>	polyclonal	IF	human		<a href="#">View</a>



### Anti-FZD2 antibody produced in rabbit

[All Photos](#) (5)



Product No.	Clonality	Application	Species Reactivity	Citations	SDS
<a href="#">HPA057667</a>	polyclonal	IF, IHC	human		<a href="#">View</a>

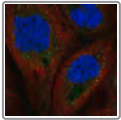


## Anti-GAA antibody produced in rabbit

**Synonym(s):** Anti-glucosidase, alpha; acid

[All Photos](#) (8)

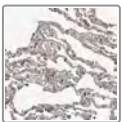
Product No.	Clonality	Application	Species Reactivity	Citations	SDS
<a href="#">HPA029126</a>	polyclonal	IHC	human	1	 <a href="#">View</a>
<a href="#">HPA026970</a>	polyclonal	IHC	human		 <a href="#">View</a>



## Anti-GAB1 antibody produced in rabbit

[All Photos](#) (1)

Product No.	Clonality	Application	Species Reactivity	Citations	SDS
<a href="#">HPA049599</a>	polyclonal	IF	human		<a href="#">View</a>

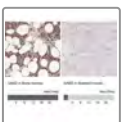


## Anti-GAB3 antibody produced in rabbit

**Synonym(s):** Anti-GRB2-associated binder 3, Anti-GRB2-associated-binding protein 3, Anti-Growth factor receptor bound protein 2-associated protein 3

[All Photos](#) (5)


Product No.	Clonality	Application	Species Reactivity	Citations	SDS
<a href="#">HPA010090</a>	polyclonal	IHC	human	3	<a href="#">View</a>

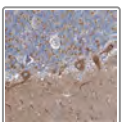


## Anti-GAB2 antibody produced in rabbit

**Synonym(s):** Anti-GRB2-associated binder 2 antibody produced in rabbit, Anti-GRB2-associated-binding protein 2 antibody produced in rabbit, Anti-pp100 antibody produced in rabbit

[All Photos](#) (7)

Product No.	Clonality	Application	Species Reactivity	Citations	SDS
<a href="#">HPA001368</a>	polyclonal	IF	human	1	<a href="#">View</a>
<a href="#">HPA000271</a>	polyclonal	IHC	human	9	 <a href="#">View</a>

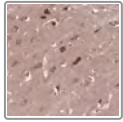


## Anti-GABARAPL2 antibody produced in rabbit

**Synonym(s):** Anti-ATG8, Anti-GABA(A) receptor-associated protein-like 2, Anti-GATE-16, Anti-GATE16, Anti-GEF2

[All Photos](#) (2)

Product No.	Clonality	Application	Species Reactivity	Citations	SDS
<a href="#">HPA036726</a>	polyclonal	IHC	human	1	<a href="#">View</a>

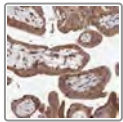


### Anti-GABRB1 antibody produced in rabbit

**Synonym(s):** Anti-gamma-aminobutyric acid (GABA) A receptor, beta 1

[All Photos](#) (1)


Product No.	Clonality	Application	Species Reactivity	Citations	SDS
<a href="#">HPA051297</a>	polyclonal	IHC	human		<a href="#">View</a>



### Anti-GADD45B antibody produced in rabbit

**Synonym(s):** Anti-ARC21, Anti-DKFZP566B133, Anti-GADD45 $\beta$ , Anti-MYD118, Anti-OTTHUMG00000008026, Anti-growth arrest and DNA-damage-inducible,  $\beta$ , Anti-p21-Arc

[All Photos](#) (5)

Product No.	Clonality	Application	Species Reactivity	Citations	SDS
<a href="#">HPA029816</a>	polyclonal	IF, IHC	human	5	 <a href="#">View</a>



### Anti-GADD45GIP1 antibody produced in rabbit

[All Photos](#) (3)

Product No.	Clonality	Application	Species Reactivity	Citations	SDS
<a href="#">HPA055205</a>	polyclonal	IF	human		<a href="#">View</a>
<a href="#">HPA065048</a>	polyclonal	IHC	human		

## All Photos (7) **Anti-GAK antibody produced in rabbit**

**Synonym(s):** Anti-cyclin G associated kinase

Product No.	Clonality	Application	Species Reactivity	Citations	SDS
<a href="#">HPA027459</a>	polyclonal	IHC	human		<a href="#">View</a>
<a href="#">HPA027463</a>	polyclonal	IF, IHC	human	1	<a href="#">View</a>
<a href="#">HPA027405</a>	polyclonal	IHC	human		<a href="#">View</a>



## **Anti-GALE antibody produced in rabbit**

**Synonym(s):** Anti-Galactowaldenase antibody produced in rabbit, Anti-UDP-galactose 4-epimerase antibody produced in rabbit, Anti-UDP-glucose 4-epimerase antibody produced in rabbit

## All Photos (4)

Product No.	Clonality	Application	Species Reactivity	Citations	SDS
<a href="#">HPA007340</a>	polyclonal	IF, IHC	human, mouse, rat	6	<a href="#">View</a>



## **Anti-GALK2 antibody produced in rabbit**



**Synonym(s):** Anti-GK2, Anti-galactokinase 2

[Photos \(5\)](#)



Product No.	Clonality	Application	Species Reactivity	Citations	SDS
<a href="#">HPA048267</a>	polyclonal	IF, IHC	human		<a href="#">View</a>
<a href="#">HPA043564</a>	polyclonal	IHC	human		<a href="#">View</a>

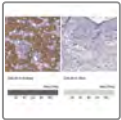


### Anti-GALK1 antibody produced in rabbit

**Synonym(s):** Anti-Galactokinase antibody produced in rabbit, Anti-Galactose kinase antibody produced in rabbit


[All Photos \(8\)](#)

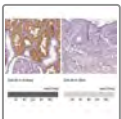
Product No.	Clonality	Application	Species Reactivity	Citations	SDS
<a href="#">HPA016960</a>	polyclonal	IHC	human	2	 <a href="#">View</a>
<a href="#">HPA007094</a>	polyclonal	IF, IHC	human	2	 <a href="#">View</a>



### Anti-GALM

[All Photos \(7\)](#)



Product No.	Clonality	Application	Species Reactivity	Citations	SDS
<a href="#">HPA064835</a>	polyclonal	IHC, WB	human		 <a href="#">View</a>

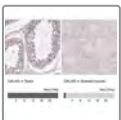


### Anti-GALM antibody produced in rabbit

**Synonym(s):** Anti-Galactose mutarotase (aldose 1-epimerase)

[All Photos \(14\)](#)

Product No.	Clonality	Application	Species Reactivity	Citations	SDS
<a href="#">HPA035473</a>	polyclonal	IF, IHC	human		 <a href="#">View</a>
<a href="#">HPA035472</a>	polyclonal	IHC	human		 <a href="#">View</a>




### Anti-GALNS

**Synonym(s):** GALNAC6S, GAS

[All Photos \(3\)](#)



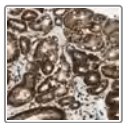
Product No.	Clonality	Application	Species Reactivity	Citations	SDS
<a href="#">HPA042433</a>	polyclonal	IHC	human		<a href="#">View</a>



### Anti-GALNT5 antibody produced in rabbit

[All Photos](#) (4)

Product No.	Clonality	Application	Species Reactivity	Citations	SDS
<a href="#">HPA008963</a>	polyclonal	IF, IHC	human	5	<a href="#">View</a>
<a href="#">HPA009035</a>	polyclonal	IF, IHC	human	3	<a href="#">View</a>

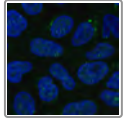


### Anti-GALNT1 antibody produced in rabbit

**Synonym(s):** Anti-GalNAc-T1, Anti-Polypeptide GalNAc transferase 1, Anti-Polypeptide N-acetylgalactosaminyltransferase 1, Anti-Protein-UDP acetylgalactosaminyltransferase 1, Anti-UDP-GalNAc:polypeptide N-acetylgalactosaminyltransferase 1, Anti-pp-GaNTase 1

[All Photos](#) (2)

Product No.	Clonality	Application	Species Reactivity	Citations	SDS
<a href="#">HPA012628</a>	polyclonal	IHC	human	3	<a href="#">View</a>



### Anti-GALNT14 antibody produced in rabbit

[All Photos](#) (1)

Product No.	Clonality	Application	Species Reactivity	Citations	SDS
<a href="#">HPA030138</a>	polyclonal	IF	human		<a href="#">View</a>

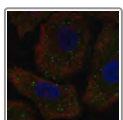


### Anti-GALNT8 antibody produced in rabbit

**Synonym(s):** Anti-GalNAc-T8, Anti-Polypeptide GalNAc transferase 8, Anti-Probable polypeptide N-acetylgalactosaminyltransferase 8, Anti-Protein-UDP acetylgalactosaminyltransferase 8, Anti-UDP-GalNAc:polypeptide N-acetylgalactosaminyltransferase 8, Anti-pp-GaNTase 8

[All Photos](#) (7)

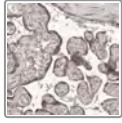
Product No.	Clonality	Application	Species Reactivity	Citations	SDS
<a href="#">HPA073461</a>	polyclonal	IF	human		<a href="#">View</a>
<a href="#">HPA012638</a>	polyclonal	IF, IHC	human	3	<a href="#">View</a>



### Anti-GALNT9 antibody produced in rabbit

## All Photos (1)

Product No.	Clonality	Application	Species Reactivity	Citations	SDS
<a href="#">HPA075016</a>	polyclonal	IF	human		<a href="#">View</a>



### Anti-GALNTL6 antibody produced in rabbit

## All Photos (2)

Product No.	Clonality	Application	Species Reactivity	Citations	SDS
<a href="#">HPA031019</a>	polyclonal	IHC	human		<a href="#">View</a>

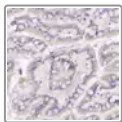


### Anti-GALP antibody produced in rabbit

**Synonym(s):** Anti-galanin-like peptide

## All Photos (1)

Product No.	Clonality	Application	Species Reactivity	Citations	SDS
<a href="#">HPA053938</a>	polyclonal	IHC	human		<a href="#">View</a>

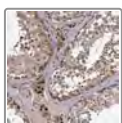


### Anti-GAL3ST1 antibody produced in rabbit

**Synonym(s):** Anti-3'-Phosphoadenosine-5'-phosphosulfate:GalCer sulfotransferase antibody produced in rabbit, Anti-3'-Phosphoadenylylsulfate:galactosylceramide 3'-sulfotransferase antibody produced in rabbit, Anti-Cerebroside sulfotransferase antibody produced in rabbit, Anti-GalCer sulfotransferase antibody produced in rabbit, Anti-Galactosylceramide sulfotransferase antibody produced in rabbit

## All Photos (2)

Product No.	Clonality	Application	Species Reactivity	Citations	SDS
<a href="#">HPA001220</a>	polyclonal	IF, IHC	human	4	<a href="#">View</a>



### Anti-GAL3ST4 antibody produced in rabbit

**Synonym(s):** Anti-FLJ12116, Anti-Galactose-3-O-sulfotransferase 4

## All Photos (3)



Product No.	Clonality	Application	Species Reactivity	Citations	SDS
<a href="#">HPA038138</a>	polyclonal	IF	human		<a href="#">View</a>
<a href="#">HPA038137</a>	polyclonal	IHC	human	1	<a href="#">View</a>

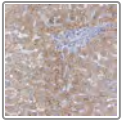


### Anti-GALT antibody produced in rabbit

**Synonym(s):** Anti-Gal-1-P uridylyltransferase, Anti-UDP-glucose-hexose-1-phosphate uridylyltransferase

## All Photos (14)

Product No.	Clonality	Application	Species Reactivity	Citations	SDS
<a href="#">HPA004868</a>	polyclonal	IHC	mouse, rat, human	3	 <a href="#">View</a>
<a href="#">HPA005729</a>	polyclonal	IF, IHC	human	5	 <a href="#">View</a>

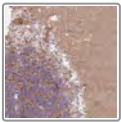


### Anti-GAMT antibody produced in rabbit

**Synonym(s):** Anti-PIG2, Anti-TP53I2, Anti-guanidinoacetate N-methyltransferase

## All Photos (5)

Product No.	Clonality	Application	Species Reactivity	Citations	SDS
<a href="#">HPA051806</a>	polyclonal	IHC	human	1	<a href="#">View</a>



### Anti-GAN antibody produced in rabbit

**Synonym(s):** Anti-GAN1, Anti-KLHL16

## All Photos (2)



Product No.	Clonality	Application	Species Reactivity	Citations	SDS
<a href="#">HPA049473</a>	polyclonal	IF, IHC	human		<a href="#">View</a>




### Anti-GANAB antibody produced in rabbit

**Synonym(s):** Anti-Alpha-glucosidase 2, Anti-Glucosidase II subunit alpha, Anti-Neutral alpha-glucosidase AB

## All Photos (13)



Product No.	Clonality	Application	Species Reactivity	Citations	SDS
<a href="#">HPA026874</a>	polyclonal	IHC	human	3	 <a href="#">View</a>
<a href="#">HPA061426</a>	polyclonal	IF, IHC	human		 <a href="#">View</a>

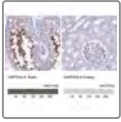


### Anti-GAPDH antibody produced in rabbit

**Synonym(s):** Anti-GAPD, Anti-Glyceraldehyde-3-phosphate dehydrogenase

## All Photos (8)


Product No.	Clonality	Application	Species Reactivity	Citations	SDS
<a href="#">HPA061280</a>	polyclonal	IF	human	2	 <a href="#">View</a>
<a href="#">HPA040067</a>	polyclonal	IF, IHC	human	18	 <a href="#">View</a>



## Anti-GAPDHS antibody produced in rabbit

**Synonym(s):** Anti-GAPD2, Anti-GAPDH-2, Anti-GAPDS

### All Photos (4)

Product No.	Clonality	Application	Species Reactivity	Citations	SDS
<a href="#">HPA042666</a>	polyclonal	IF, IHC	human	1	 <a href="#">View</a>

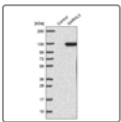


## Anti-GAPVD1 antibody produced in rabbit

**Synonym(s):** Anti-DKFZP434C212, Anti-GTPase activating protein and VPS9 domains 1, Anti-GUSBP2, Anti-GUSBP4, Anti-KIAA1521, Anti-SMA3-L, Anti-SMAC3L, Anti-SMAC3L2, Anti-bA239L20.1, Anti-bA239L20.5, Anti-bGLU-Lp

### All Photos (6)


Product No.	Clonality	Application	Species Reactivity	Citations	SDS
<a href="#">HPA029387</a>	polyclonal	IF, IHC	rat, mouse, human	3	<a href="#">View</a>
<a href="#">HPA029386</a>	polyclonal	IF, IHC	rat, mouse, human		<a href="#">View</a>

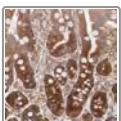


## Anti-GARNL3 antibody produced in rabbit

**Synonym(s):** DKFZp761J1523, bA356B19.1, Anti-DKFZp761J1523, Anti-GTPase activating Rap/RanGAP domain-like 3, Anti-bA356B19.1, Anti-GTPase-activating Rap/Ran-GAP domain-like protein 3

### All Photos (6)

Product No.	Clonality	Application	Species Reactivity	Citations	SDS
<a href="#">HPA074886</a>	polyclonal	IF	human		<a href="#">View</a>
<a href="#">HPA028757</a>	polyclonal	IF, IHC	human		<a href="#">View</a>
<a href="#">HPA022433</a>	polyclonal	IHC	human	1	 <a href="#">View</a>



## Anti-GART antibody produced in rabbit

**Synonym(s):** Anti-GARS, Anti-Glycinamide ribonucleotide synthetase, Anti-Phosphoribosylformylglycinamide cyclo-ligase, Anti-Phosphoribosylglycinamide synthetase, Anti-Trifunctional purine biosynthetic protein adenosine-3 [Includes: Phosphoribosylamine--glycine ligase

### All Photos (4)

Product No.	Clonality	Application	Species Reactivity	Citations	SDS
<a href="#">HPA005779</a>	polyclonal	IHC	human	3	<a href="#">View</a>
<a href="#">HPA002119</a>	polyclonal	IHC	human, mouse, rat	3	<a href="#">View</a>



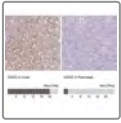
## Anti-GAS8 antibody produced in rabbit

**Synonym(s):** Anti-GAS11, Anti-growth arrest-specific 8




Photos (2)

Product No.	Clonality	Application	Species Reactivity	Citations	SDS
<a href="#">HPA048238</a>	polyclonal	IHC	human		<a href="#">View</a>



### Anti-GAS2 antibody produced in rabbit

[All Photos](#) (4)


Product No.	Clonality	Application	Species Reactivity	Citations	SDS
<a href="#">HPA058904</a>	polyclonal	IF, IHC	human		 <a href="#">View</a>

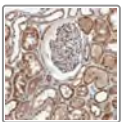


### Anti-GATM antibody produced in rabbit

**Synonym(s):** Anti-AT, Anti-Glycine amidinotransferase, mitochondrial, Anti-L-arginine:glycine amidinotransferase, Anti-Transaminidase

[All Photos](#) (7)

Product No.	Clonality	Application	Species Reactivity	Citations	SDS
<a href="#">HPA026077</a>	polyclonal	IF, IHC	human	4	 <a href="#">View</a>



### Anti-GBA2 antibody produced in rabbit

[All Photos](#) (2)




Product No.	Clonality	Application	Species Reactivity	Citations	SDS
<a href="#">HPA024026</a>	polyclonal	IF, IHC	human		<a href="#">View</a>



### Anti-GBE1 antibody produced in rabbit

**Synonym(s):** Anti-Glucan (1,4- $\alpha$ -), branching enzyme 1

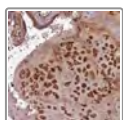
[All Photos](#) (19)

Product No.	Clonality	Application	Species Reactivity	Citations	SDS
<a href="#">HPA038074</a>	polyclonal	IHC	human, mouse, rat		 <a href="#">View</a>
<a href="#">HPA038073</a>	polyclonal	IF, IHC	human	2	 <a href="#">View</a>
<a href="#">HPA038075</a>	polyclonal	IHC	rat, human		 <a href="#">View</a>

## All **Anti-GBF1 antibody produced in rabbit**

**Photos** (3) **Synonym(s):** Anti-ARF1GEF, Anti-KIAA0248, Anti-golgi brefeldin A resistant guanine nucleotide exchange factor 1, Anti-Golgi brefeldin A resistant guanine nucleotide exchange factor 1

Product No.	Clonality	Application	Species Reactivity	Citations	SDS
<a href="#">HPA037760</a>	polyclonal	IHC	human		<a href="#">View</a>
<a href="#">HPA037759</a>	polyclonal	IF, IHC	human		<a href="#">View</a>



## **Anti-GBGT1 antibody produced in rabbit**

**Synonym(s):** Anti-A3GALNT, Anti-FS, Anti-MGC44848, Anti-UDP-GalNAc, Anti-globoside alpha-1,3-N-acetylgalactosaminyltransferase 1

All **Photos** (2)

Product No.	Clonality	Application	Species Reactivity	Citations	SDS
<a href="#">HPA051298</a>	polyclonal	IHC	human	2	<a href="#">View</a>



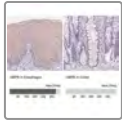
## **Anti-GBP2 antibody produced in rabbit**

**Synonym(s):** Anti-guanylate binding protein 2, interferon-inducible



Photos (6)


Product No.	Clonality	Application	Species Reactivity	Citations	SDS
<a href="#">HPA042682</a>	polyclonal	IF, IHC	human		<a href="#">View</a>




### Anti-GBP6 antibody produced in rabbit

**Synonym(s):** Anti-BTF3a, Anti-BTF3b, Anti-DKFZp686G0786, Anti-NACB, Anti-guanylate binding protein family, member 6

[All Photos](#) (7)

Product No.	Clonality	Application	Species Reactivity	Citations	SDS
<a href="#">HPA027744</a>	polyclonal	IHC	human	1	 <a href="#">View</a>

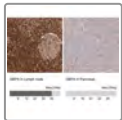


### Anti-GBP5 antibody produced in rabbit

**Synonym(s):** Anti-guanylate binding protein 5

[All Photos](#) (2)


Product No.	Clonality	Application	Species Reactivity	Citations	SDS
<a href="#">HPA028656</a>	polyclonal	IF, IHC	human		<a href="#">View</a>



### Anti-GBP4 antibody produced in rabbit

**Synonym(s):** Anti-Mpa2, Anti-guanylate binding protein 4

[All Photos](#) (5)



Product No.	Clonality	Application	Species Reactivity	Citations	SDS
<a href="#">HPA030101</a>	polyclonal	IHC	human		 <a href="#">View</a>



### Anti-GC antibody produced in rabbit

**Synonym(s):** Anti-DBP antibody produced in rabbit, Anti-Gc-globulin antibody produced in rabbit, Anti-Group-specific component antibody produced in rabbit, Anti-VDB antibody produced in rabbit, Anti-Vitamin D-binding protein precursor antibody produced in rabbit, Anti-DBP, Anti-Gc-globulin, Anti-Group-specific component, Anti-VDB, Anti-Vitamin D-binding protein

[All Photos](#) (5)



Product No.	Clonality	Application	Species Reactivity	Citations	SDS
<a href="#">HPA001526</a>	polyclonal	IHC	human	2	 <a href="#">View</a>
<a href="#">HPA019855</a>	polyclonal	IHC	mouse, rat, human	5	 <a href="#">View</a>

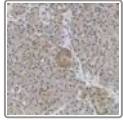


### Anti-GCA antibody produced in rabbit

**Synonym(s):** Anti-GCL, Anti-Grancalcin, EF-hand calcium binding protein

## All Photos (16)

Product No.	Clonality	Application	Species Reactivity	Citations	SDS
<a href="#">HPA035033</a>	polyclonal	IF, IHC	human		 <a href="#">View</a>
<a href="#">HPA035034</a>	polyclonal	IF, IHC	human		 <a href="#">View</a>

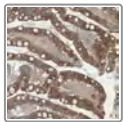


### Anti-GCAT antibody produced in rabbit

**Synonym(s):** Anti-2-amino-3-ketobutyrate coenzyme A ligase, mitochondrial, Anti-AKB ligase, Anti-Aminoacetone synthetase, Anti-Glycine acetyltransferase

## All Photos (2)

Product No.	Clonality	Application	Species Reactivity	Citations	SDS
<a href="#">HPA020460</a>	polyclonal	IF, IHC	human	2	<a href="#">View</a>




### Anti-GCC2 antibody produced in rabbit

**Synonym(s):** Anti-GCC185, Anti-GRIP and coiled-coil domain containing 2, Anti-KIAA0336

## All Photos (4)



Product No.	Clonality	Application	Species Reactivity	Citations	SDS
<a href="#">HPA035849</a>	polyclonal	IF, IHC	human	2	<a href="#">View</a>
<a href="#">HPA035850</a>	polyclonal	IF, IHC	human		<a href="#">View</a>

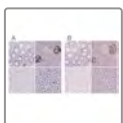


### Anti-GCDH antibody produced in rabbit

**Synonym(s):** Anti-ACAD5, Anti-glutaryl-CoA dehydrogenase

## All Photos (14)


Product No.	Clonality	Application	Species Reactivity	Citations	SDS
<a href="#">HPA048492</a>	polyclonal	IHC	human	1	 <a href="#">View</a>
<a href="#">HPA043252</a>	polyclonal	IF, IHC	human		 <a href="#">View</a>




### Anti-GCG antibody produced in rabbit

**Synonym(s):** Anti-GLP1, Anti-GLP2, Anti-GRPP

## All Photos (13)

Product No.	Clonality	Application	Species Reactivity	Citations	SDS
<a href="#">HPA036760</a>	polyclonal	IF, IHC	human	1	 <a href="#">View</a>



Product No.	Clonality	Application	Species Reactivity	Citations	SDS
<a href="#">HPA036761</a>	polyclonal	IHC	human		<a href="#">View</a>

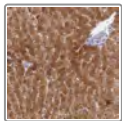


### Anti-GCH1 antibody produced in rabbit

**Synonym(s):** Anti-DYT5, Anti-DYT5a, Anti-GCH, Anti-GTP cyclohydrolase 1, Anti-GTPCH1

[All Photos](#) (2)

Product No.	Clonality	Application	Species Reactivity	Citations	SDS
<a href="#">HPA028612</a>	polyclonal	IF, IHC	human	2	<a href="#">View</a>



### Anti-GCHFR antibody produced in rabbit

**Synonym(s):** Anti-GFRP, Anti-GTP Cyclohydrolase I Feedback Regulator, Anti-HsT16933

[All Photos](#) (4)

Product No.	Clonality	Application	Species Reactivity	Citations	SDS
<a href="#">HPA046258</a>	polyclonal	IF, IHC	human, rat, mouse	1	<a href="#">View</a>

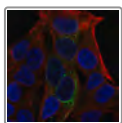


### Anti-GCK antibody produced in rabbit

**Synonym(s):** Anti-Glucokinase antibody produced in rabbit, Anti-HK IV antibody produced in rabbit, Anti-HK4 antibody produced in rabbit, Anti-Hexokinase type IV antibody produced in rabbit, Anti-Hexokinase-4 antibody produced in rabbit, Anti-Hexokinase-D antibody produced in rabbit

[All Photos](#) (2)

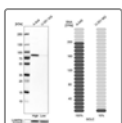
Product No.	Clonality	Application	Species Reactivity	Citations	SDS
<a href="#">HPA007034</a>	polyclonal	IF, IHC	human	3	<a href="#">View</a>



### Anti-GSK3β antibody produced in rabbit

[All Photos](#) (1)

Product No.	Clonality	Application	Species Reactivity	Citations	SDS
<a href="#">HPA064305</a>	polyclonal	IF	human		<a href="#">View</a>




### Anti-GCLC antibody produced in rabbit

**Synonym(s):** Anti-GCS, Anti-GLCL, Anti-GLCLC, Anti-Glutamate-cysteine ligase, catalytic subunit

[All Photos](#) (8)

Product No.	Clonality	Application	Species Reactivity	Citations	SDS
<a href="#">HPA036360</a>	polyclonal	IF, IHC	human		<a href="#">View</a>

Product No.	Clonality	Application	Species Reactivity	Citations	SDS
<a href="#">HPA036359</a>	polyclonal	IHC	human	1	 <a href="#">View</a>

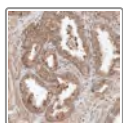


### Anti-GCNT1 antibody produced in rabbit

**Synonym(s):** Anti-C2GNT, Anti-NACGT2, Anti-NAGCT2, Anti-glucosaminyl (N-acetyl) transferase 1, core 2 ( $\beta$ -1,6-N-acetylglucosaminyltransferase)

[All Photos](#) (1)

Product No.	Clonality	Application	Species Reactivity	Citations	SDS
<a href="#">HPA031151</a>	polyclonal	IHC	human		<a href="#">View</a>



### Anti-GCNT2 antibody produced in rabbit

**Synonym(s):** Anti-I-branching enzyme, Anti-IGNT, Anti-N-acetylglucosaminyltransferase, Anti-N-acetyllactosaminide beta-1,6-N-acetylglucosaminyl-transferase

[All Photos](#) (5)


Product No.	Clonality	Application	Species Reactivity	Citations	SDS
<a href="#">HPA026776</a>	polyclonal	IF, IHC	human	6	<a href="#">View</a>

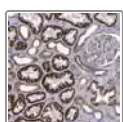


### Anti-GCNT3 antibody produced in rabbit

**Synonym(s):** Anti-Glucosaminyl(N-acetyl) transferase 3, mucin type antibody produced in rabbit

[All Photos](#) (5)

Product No.	Clonality	Application	Species Reactivity	Citations	SDS
<a href="#">HPA011154</a>	polyclonal	IF, IHC	human	8	 <a href="#">View</a>

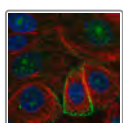


### Anti-GCSH antibody produced in rabbit

**Synonym(s):** Anti-Glycine cleavage system protein h (aminomethyl carrier)

[All Photos](#) (4)

Product No.	Clonality	Application	Species Reactivity	Citations	SDS
<a href="#">HPA041368</a>	polyclonal	IF, IHC	human		<a href="#">View</a>

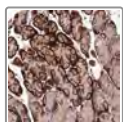


### Anti-GDE1 antibody produced in rabbit

[All Photos](#) (1)

Product No.	Clonality	Application	Species Reactivity	Citations	SDS
<a href="#">HPA074747</a>	polyclonal	IF	human		<a href="#">View</a>

Product No.	Clonality	Application	Species Reactivity	Citations	SDS
-------------	-----------	-------------	--------------------	-----------	-----



### Anti-GDF6 antibody produced in rabbit

[All Photos](#) (2)

Product No.	Clonality	Application	Species Reactivity	Citations	SDS
<a href="#">HPA045206</a>	polyclonal	IF, IHC	human		<a href="#">View</a>

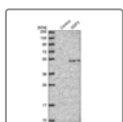


### Anti-GDF5 antibody produced in rabbit

**Synonym(s):** Anti-CDMP-1, Anti-Cartilage-derived morphogenetic protein 1, Anti-GDF-5, Anti-Growth/differentiation factor 5 precursor, Anti-Radotermin

[All Photos](#) (3)


Product No.	Clonality	Application	Species Reactivity	Citations	SDS
<a href="#">HPA015648</a>	polyclonal	IHC	human, mouse, rat	5	<a href="#">View</a>

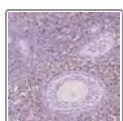


### Anti-GDF3 antibody produced in rabbit

**Synonym(s):** Anti-GDF-3, Anti-Growth/differentiation factor 3

[All Photos](#) (2)

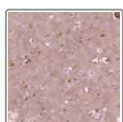
Product No.	Clonality	Application	Species Reactivity	Citations	SDS
<a href="#">HPA018468</a>	polyclonal	IHC	human	6	 <a href="#">View</a>



### Anti-GDF9 antibody produced in rabbit


[All Photos](#) (1)

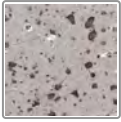
Product No.	Clonality	Application	Species Reactivity	Citations	SDS
<a href="#">HPA069146</a>	polyclonal	IHC	human		<a href="#">View</a>



### Anti-GDF11 antibody produced in rabbit

[All Photos](#) (5)

Product No.	Clonality	Application	Species Reactivity	Citations	SDS
<a href="#">HPA060985</a>	polyclonal	IF	human	1	<a href="#">View</a>
<a href="#">HPA069609</a>	polyclonal	IHC	human		 <a href="#">View</a>

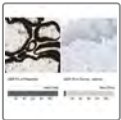


### Anti-GDF10 antibody produced in rabbit

**Synonym(s):** Anti-BIP, Anti-BMP-3b, Anti-Bone Morphogenetic Protein 3b precursor, Anti-Bone-inducing protein, Anti-GDF-10, Anti-Growth/differentiation factor 10

[All Photos](#) (4)


Product No.	Clonality	Application	Species Reactivity	Citations	SDS
<a href="#">HPA015498</a>	polyclonal	IHC	human	5	<a href="#">View</a>

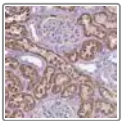


### Anti-GDF15 antibody produced in rabbit

**Synonym(s):** MIC-1, MIC1, NAG-1, PDF, PLAB, PTGFB, Anti-Growth/differentiation factor 15 precursor, Anti-MIC-1, Anti-Macrophage inhibitory cytokine 1, Anti-NAG-1, Anti-NRG-1, Anti-NSAID-regulated protein 1, Anti-Placental TGF- $\beta$ , Anti-Placental bone morphogenetic protein, Anti-Prostate differentiation factor

[All Photos](#) (8)

Product No.	Clonality	Application	Species Reactivity	Citations	SDS
<a href="#">HPA070957</a>	polyclonal	IF	human		<a href="#">View</a>
<a href="#">HPA011191</a>	polyclonal	IF, IHC	human	13	 <a href="#">View</a>



### Anti-GDF5OS antibody produced in rabbit

[All Photos](#) (1)

Product No.	Clonality	Application	Species Reactivity	Citations	SDS
<a href="#">HPA062720</a>	polyclonal	IHC	human		<a href="#">View</a>

**All**

## Anti-GDI1 antibody produced in rabbit

**Photos** (3)

**Synonym(s):** Anti-FLJ41411, Anti-GDIL, Anti-GDP dissociation inhibitor 1, Anti-MRX41, Anti-MRX48, Anti-OPHN2, Anti-RABGDIA, Anti-XAP-4

Product No.	Clonality	Application	Species Reactivity	Citations	SDS
<a href="#">HPA049290</a>	polyclonal	IHC	human		<a href="#">View</a>
<a href="#">HPA057668</a>	polyclonal	IHC	human		<a href="#">View</a>



## Anti-GDPD3 antibody produced in rabbit

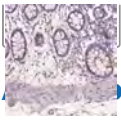
**Synonym(s):** Anti-Glycerophosphodiester phosphodiesterase domain containing 3, Anti-Mgc4171

**All Photos** (8)

Product No.	Clonality	Application	Species Reactivity	Citations	SDS
<a href="#">HPA041470</a>	polyclonal	IF, IHC	human	4	<a href="#">View</a>
<a href="#">HPA041148</a>	polyclonal	IHC	human		<a href="#">View</a>

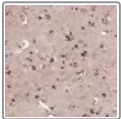


## Anti-GDPD5 antibody produced in rabbit



[Photos](#) (4)

Product No.	Clonality	Application	Species Reactivity	Citations	SDS
<a href="#">HPA069281</a>	polyclonal	IF	human		<a href="#">View</a>
<a href="#">HPA065257</a>	polyclonal	IHC	human		<a href="#">View</a>
<a href="#">HPA066762</a>	polyclonal	IHC	human		<a href="#">View</a>

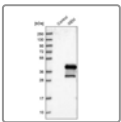


### Anti-GDPGP1 antibody produced in rabbit

**Synonym(s):** Anti-chromosome 15 open reading frame 58

[All Photos](#) (2)


Product No.	Clonality	Application	Species Reactivity	Citations	SDS
<a href="#">HPA059841</a>	polyclonal	IF	human		<a href="#">View</a>
<a href="#">HPA048189</a>	polyclonal	IHC	human	1	<a href="#">View</a>

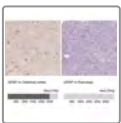


### Anti-GEM antibody produced in rabbit

**Synonym(s):** Anti-GTP binding protein overexpressed in skeletal muscle, Anti-KIR, Anti-XNPEP2, Anti-apelin

[All Photos](#) (2)



Product No.	Clonality	Application	Species Reactivity	Citations	SDS
<a href="#">HPA024798</a>	polyclonal	IHC	human	4	 <a href="#">View</a>

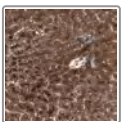


### Anti-GFAP antibody produced in rabbit

**Synonym(s):** Anti-FLJ45472

[All Photos](#) (15)

Product No.	Clonality	Application	Species Reactivity	Citations	SDS
<a href="#">HPA056030</a>	polyclonal	IF, IHC	human, mouse	26	 <a href="#">View</a>
<a href="#">HPA063513</a>	polyclonal	IHC	human		 <a href="#">View</a>



### Anti-GFER antibody produced in rabbit

**Synonym(s):** Anti-Alr, Anti-Erv1, Anti-Growth factor, augmenter of liver regeneration, Anti-Herv1, Anti-Hpo1, Anti-Hpo2, Anti-Hss

[All Photos](#) (4)




Product No.	Clonality	Application	Species Reactivity	Citations	SDS
<a href="#">HPA063553</a>	polyclonal	IF	human		<a href="#">View</a>
<a href="#">HPA041227</a>	polyclonal	IF, IHC	human, rat	2	<a href="#">View</a>



### Anti-GFM1 antibody produced in rabbit

**Synonym(s):** Anti-EFGM, Anti-EGF1, Anti-G elongation factor, mitochondrial 1, Anti-GFM

[All Photos](#) (14)

Product No.	Clonality	Application	Species Reactivity	Citations	SDS
<a href="#">HPA061405</a>	polyclonal	IF	human		 <a href="#">View</a>
<a href="#">HPA034765</a>	polyclonal	IHC	human	2	 <a href="#">View</a>
<a href="#">HPA034764</a>	polyclonal	IHC	human		 <a href="#">View</a>



### Anti-GFPT2 antibody produced in rabbit

**Synonym(s):** Anti-GFAT2

[All Photos](#) (1)

Product No.	Clonality	Application	Species Reactivity	Citations	SDS
<a href="#">HPA056892</a>	polyclonal	IHC	human		<a href="#">View</a>

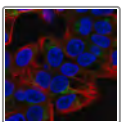


### Anti-GGA1 antibody produced in rabbit

**Synonym(s):** Anti-golgi-associated, gamma adaptin ear containing, ARF binding protein 1

[All Photos](#) (5)

Product No.	Clonality	Application	Species Reactivity	Citations	SDS
<a href="#">HPA048280</a>	polyclonal	IF, IHC	human		<a href="#">View</a>
<a href="#">HPA051016</a>	polyclonal	IHC	human		<a href="#">View</a>



### Anti-GGA2 antibody produced in rabbit

[All Photos](#) (3)

Product No.	Clonality	Application	Species Reactivity	Citations	SDS
<a href="#">HPA063634</a>	polyclonal	IF	human		<a href="#">View</a>
<a href="#">HPA043313</a>	polyclonal	IF	human		<a href="#">View</a>

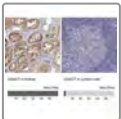


### Anti-GGA3 antibody produced in rabbit

**Synonym(s):** Anti-ADP-ribosylation factor-binding protein GGA3, Anti-Golgi-localized, gamma ear-containing, ARF-binding protein 3

**All Photos** (3)


Product No.	Clonality	Application	Species Reactivity	Citations	SDS
<a href="#">HPA024645</a>	polyclonal	IF	human		<a href="#">View</a>
<a href="#">HPA022945</a>	polyclonal	IHC	human	5	<a href="#">View</a>

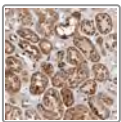


### Anti-GGACT antibody produced in rabbit

**Synonym(s):** Anti-A2LD1

**All Photos** (3)

Product No.	Clonality	Application	Species Reactivity	Citations	SDS
<a href="#">HPA065320</a>	polyclonal	IHC	human		 <a href="#">View</a>



### Anti-GGH antibody produced in rabbit

**Synonym(s):** Anti-Conjugase, Anti-GH, Anti-Gamma-Glu-X carboxypeptidase, Anti-Gamma-glutamyl hydrolase

**All Photos** (5)

Product No.	Clonality	Application	Species Reactivity	Citations	SDS
<a href="#">HPA025226</a>	polyclonal	IHC	human	9	<a href="#">View</a>



### Anti-GGT6 antibody produced in rabbit

**Synonym(s):** Anti-GGT 6, Anti-Gamma-glutamyltransferase 6, Anti-Gamma-glutamyltransferase 6, Anti-gamma-glutamyltransferase 6, Anti-D22S676, Anti-D22S750, Anti-FLJ90165, Anti-TC2

**All Photos** (3)

Product No.	Clonality	Application	Species Reactivity	Citations	SDS
<a href="#">HPA023362</a>	polyclonal	IHC	human	4	<a href="#">View</a>
<a href="#">HPA027213</a>	polyclonal	IHC	human		<a href="#">View</a>



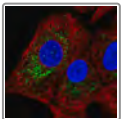


## Anti-GGT7 antibody produced in rabbit

**Synonym(s):** Anti-GGT 4, Anti-Gamma-glutamyltransferase 4 precursor, Anti-Gamma-glutamyltransferase-like 3, Anti-Gamma-glutamyltransferase-like 5, Anti-Gamma-glutamyltranspeptidase 4

**All Photos** (4)

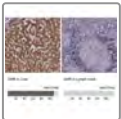
Product No.	Clonality	Application	Species Reactivity	Citations	SDS
<a href="#">HPA013339</a>	polyclonal	IF	human		<a href="#">View</a>
<a href="#">HPA013204</a>	polyclonal	IHC	human, mouse, rat	2	<a href="#">View</a>



## Anti-GGT1 antibody produced in rabbit


**All Photos** (2)

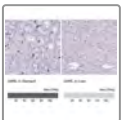
Product No.	Clonality	Application	Species Reactivity	Citations	SDS
<a href="#">HPA065444</a>	polyclonal	IF	human		<a href="#">View</a>



## Anti-GHR antibody produced in rabbit

**All Photos** (4)


Product No.	Clonality	Application	Species Reactivity	Citations	SDS
<a href="#">HPA057705</a>	polyclonal	IF	human		<a href="#">View</a>
<a href="#">HPA045339</a>	polyclonal	IHC	human		 <a href="#">View</a>



## Anti-GHRL antibody produced in rabbit

**Synonym(s):** Anti-Appetite-regulating hormone precursor, Anti-Growth hormone secretagogue, Anti-Growth hormone-releasing peptide, Anti-M46 protein, Anti-Motilin-related peptide

**All Photos** (6)



Product No.	Clonality	Application	Species Reactivity	Citations	SDS
<a href="#">HPA014246</a>	polyclonal	IHC	human	2	 <a href="#">View</a>



## Anti-GIF antibody produced in rabbit

**Synonym(s):** Anti-Gastric intrinsic factor (vitamin b synthesis), Anti-If, Anti-Ifmh, Anti-Inf, Anti-Tcn3

**All Photos** (12)

Product No.	Clonality	Application	Species Reactivity	Citations	SDS
<a href="#">HPA040774</a>	polyclonal	IHC	human	5	 <a href="#">View</a>
<a href="#">HPA039908</a>	polyclonal	IHC	human	1	 <a href="#">View</a>




### Anti-GIGYF1 antibody produced in rabbit

**Synonym(s):** Anti-GRB10-interacting GYF protein 1, Anti-PERQ amino acid-rich with GYF domain-containing protein 1

[All Photos](#) (4)



Product No.	Clonality	Application	Species Reactivity	Citations	SDS
<a href="#">HPA023995</a>	polyclonal	IF, IHC	human		<a href="#">View</a>
<a href="#">HPA020999</a>	polyclonal	IF, IHC	human	1	<a href="#">View</a>



### Anti-GIMAP7 antibody produced in rabbit

**Synonym(s):** Anti-GTPase IMAP family member 7, Anti-Immunity-associated nucleotide 7 protein

[All Photos](#) (9)

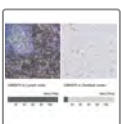
Product No.	Clonality	Application	Species Reactivity	Citations	SDS
<a href="#">HPA020268</a>	polyclonal	IHC, WB	human	5	 <a href="#">View</a>
<a href="#">HPA020266</a>	polyclonal	IF, IHC	human	3	 <a href="#">View</a>



### Anti-GIMAP1 antibody produced in rabbit


[All Photos](#) (4)



Product No.	Clonality	Application	Species Reactivity	Citations	SDS
<a href="#">HPA053441</a>	polyclonal	IF	human		<a href="#">View</a>
<a href="#">HPA044887</a>	polyclonal	IHC	human		<a href="#">View</a>

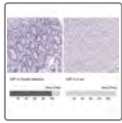


### Anti-GIMAP4 antibody produced in rabbit

[All Photos](#) (18)

Product No.	Clonality	Application	Species Reactivity	Citations	SDS
<a href="#">HPA027198</a>	polyclonal	IHC	human		 <a href="#">View</a>


Product No.	Clonality	Application	Species Reactivity	Citations	SDS
<a href="#">HPA019135</a>	polyclonal	IHC	human	3	 <a href="#">View</a>
<a href="#">HPA019137</a>	polyclonal	IHC	human	4	 <a href="#">View</a>



### Anti-GIP antibody produced in rabbit

**Synonym(s):** Anti-GIP, Anti-Gastric inhibitory polypeptide, Anti-Glucose-dependent insulinotropic polypeptide

[All Photos](#) (3)


Product No.	Clonality	Application	Species Reactivity	Citations	SDS
<a href="#">HPA021612</a>	polyclonal	IHC	human	1	 <a href="#">View</a>

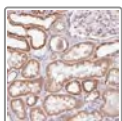


### Anti-GIPC1 antibody produced in rabbit

**Synonym(s):** Anti-C19orf3, Anti-GIPC, Anti-GIPC PDZ Domain Containing Family, Member 1, Anti-GLUT1CBP, Anti-Hs.6454, Anti-NIP, Anti-RGS19IP1, Anti-SEMCAAP, Anti-SYNECTIN, Anti-TIP-2

[All Photos](#) (2)

Product No.	Clonality	Application	Species Reactivity	Citations	SDS
<a href="#">HPA043958</a>	polyclonal	IHC	human		 <a href="#">View</a>



### Anti-GIPC2 antibody produced in rabbit

[All Photos](#) (1)

Product No.	Clonality	Application	Species Reactivity	Citations	SDS
<a href="#">HPA062684</a>	polyclonal	IHC	human		<a href="#">View</a>



### Anti-GIT1 antibody produced in rabbit

**Synonym(s):** Anti-ARF GTPase-activating protein GIT1 antibody produced in rabbit, Anti-Cat-1 antibody produced in rabbit, Anti-Cool-associated and tyrosine-phosphorylated protein 1 antibody produced in rabbit, Anti-G protein-coupled receptor kinase-interactor 1 antibody produced in rabbit, Anti-GRK-interacting protein 1 antibody produced in rabbit

[All Photos](#) (9)

Product No.	Clonality	Application	Species Reactivity	Citations	SDS
<a href="#">HPA004059</a>	polyclonal	IF, IHC	human	4	<a href="#">View</a>
<a href="#">HPA004186</a>	polyclonal	IF, IHC	human	6	<a href="#">View</a>



### Anti-GJA3 antibody produced in rabbit



Photos (1)



Product No.	Clonality	Application	Species Reactivity	Citations	SDS
<a href="#">HPA014821</a>	polyclonal	IHC	human		<a href="#">View</a>



### Anti-GJA8 antibody produced in rabbit

**Synonym(s):** CAE, CAE1, CX50, CZP1

All Photos (10)

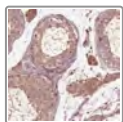
Product No.	Clonality	Application	Species Reactivity	Citations	SDS
<a href="#">HPA014715</a>	polyclonal	IHC	human		<a href="#">View</a>
<a href="#">HPA062940</a>	polyclonal	IHC	human		<a href="#">View</a>

[All Photos](#) (1) **Anti-GJA3 antibody produced in rabbit**

---

Product No.	Clonality	Application	Species Reactivity	Citations	SDS
<a href="#">HPA014821</a>	polyclonal	IHC	human		<a href="#">View</a>

---



**Anti-GJA9 antibody produced in rabbit**

**Synonym(s):** Anti-CX58, Anti-CX59, Anti-GJA10

[All Photos](#) (1)

---

Product No.	Clonality	Application	Species Reactivity	Citations	SDS
<a href="#">HPA067850</a>	polyclonal	IHC	human		<a href="#">View</a>

---

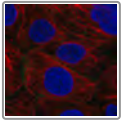


**Anti-GJA4 antibody produced in rabbit**

[All Photos](#) (1)

---

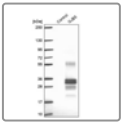
Product No.	Clonality	Application	Species Reactivity	Citations	SDS
<a href="#">HPA047981</a>	polyclonal	IHC	human		<a href="#">View</a>



### Anti-GJB3 antibody produced in rabbit

[All Photos](#) (1)


Product No.	Clonality	Application	Species Reactivity	Citations	SDS
<a href="#">HPA074472</a>	polyclonal	IF	human		<a href="#">View</a>

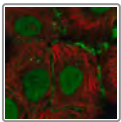


### Anti-GJB5 antibody produced in rabbit

**Synonym(s):** Anti-CX31.1, Anti-Gap junction protein,  $\beta$  5, 31.1kDa

[All Photos](#) (2)


Product No.	Clonality	Application	Species Reactivity	Citations	SDS
<a href="#">HPA038146</a>	polyclonal	IHC	human		 <a href="#">View</a>



### Anti-GJB4 antibody produced in rabbit

[All Photos](#) (2)


Product No.	Clonality	Application	Species Reactivity	Citations	SDS
<a href="#">HPA055112</a>	polyclonal	IF	human		<a href="#">View</a>

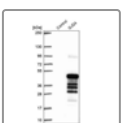


### Anti-GJC3 antibody produced in rabbit

**Synonym(s):** Anti-Connexin-30.2, Anti-Connexin-31.3, Anti-Cx30.2, Anti-Cx31.3, Anti-Gap junction  $\gamma$ -3 protein, Anti-Gap junction  $\epsilon$ -1 protein

[All Photos](#) (2)


Product No.	Clonality	Application	Species Reactivity	Citations	SDS
<a href="#">HPA015024</a>	polyclonal	IHC, WB	human	2	 <a href="#">View</a>

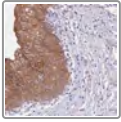


### Anti-GJD4 antibody produced in rabbit

**Synonym(s):** Anti-CX40.1, Anti-FLJ90023, Anti-Gap junction protein,  $\delta$  4, 40.1 kDa

[All Photos](#) (2)

Product No.	Clonality	Application	Species Reactivity	Citations	SDS
<a href="#">HPA038266</a>	polyclonal	IHC, WB	human	2	 <a href="#">View</a>



### Anti-GK5 antibody produced in rabbit

**Synonym(s):** Anti-Glycerol kinase 5 (putative), Anti-Mgc40579

[All Photos](#) (2)

Product No.	Clonality	Application	Species Reactivity	Citations	SDS
<a href="#">HPA057998</a>	polyclonal	IF	human		<a href="#">View</a>
<a href="#">HPA042606</a>	polyclonal	IHC	human		<a href="#">View</a>



### Anti-GK antibody produced in rabbit

**Synonym(s):** Anti-GK1, Anti-GKD

[All Photos](#) (1)


Product No.	Clonality	Application	Species Reactivity	Citations	SDS
<a href="#">HPA060687</a>	polyclonal	IHC	human		<a href="#">View</a>

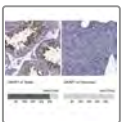


### Anti-GKAP1

**Synonym(s):** FKSG21, GKAP42

[All Photos](#) (7)


Product No.	Clonality	Application	Species Reactivity	Citations	SDS
<a href="#">HPA066173</a>	polyclonal	IHC, WB	human		<a href="#">View</a>

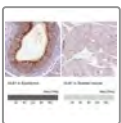


### Anti-GKAP1 antibody produced in rabbit

**Synonym(s):** Anti-FKSG21, Anti-G kinase anchoring protein 1, Anti-GKAP42

[All Photos](#) (16)


Product No.	Clonality	Application	Species Reactivity	Citations	SDS
<a href="#">HPA035118</a>	polyclonal	IF, IHC	human		<a href="#">View</a>
<a href="#">HPA035117</a>	polyclonal	IHC	human, mouse		<a href="#">View</a>

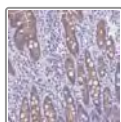


### Anti-GLB1 antibody produced in rabbit

[All Photos](#) (4)

Product No.	Clonality	Application	Species Reactivity	Citations	SDS
<a href="#">HPA040610</a>	polyclonal	IF	human		<a href="#">View</a>

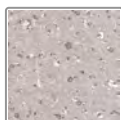
Product No.	Clonality	Application	Species Reactivity	Citations	SDS
<a href="#">HPA069503</a>	polyclonal	IHC	human		<a href="#">View</a>



### Anti-GLB1L2 antibody produced in rabbit

[All Photos](#) (4)

Product No.	Clonality	Application	Species Reactivity	Citations	SDS
<a href="#">HPA054808</a>	polyclonal	IF, IHC	human		<a href="#">View</a>
<a href="#">HPA059955</a>	polyclonal	IF, IHC	human		<a href="#">View</a>

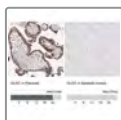


### Anti-GLCE antibody produced in rabbit

**Synonym(s):** Anti-HSEPI, Anti-KIAA0836

[All Photos](#) (3)



Product No.	Clonality	Application	Species Reactivity	Citations	SDS
<a href="#">HPA048216</a>	polyclonal	IHC	human		<a href="#">View</a>
<a href="#">HPA040481</a>	polyclonal	IF, IHC	human		<a href="#">View</a>



### Anti-GLDC antibody produced in rabbit

**Synonym(s):** Anti-GCSP, Anti-NKH, Anti-Glycine cleavage system P-protein, Anti-Glycine decarboxylase, Anti-Glycine dehydrogenase

[All Photos](#) (15)

Product No.	Clonality	Application	Species Reactivity	Citations	SDS
<a href="#">HPA052887</a>	polyclonal	IF, IHC	human		<a href="#">View</a>
<a href="#">HPA002318</a>	polyclonal	IHC	human, mouse, rat	8 	<a href="#">View</a>



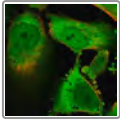
### Anti-GLE1 antibody produced in rabbit

**Synonym(s):** Anti-GLE1 RNA export mediator homolog (yeast), Anti-GLE1L, Anti-LCCS1, Anti-hGLE1

[All Photos](#) (5)

Product No.	Clonality	Application	Species Reactivity	Citations	SDS
<a href="#">HPA061560</a>	polyclonal	IF	human		<a href="#">View</a>
<a href="#">HPA041689</a>	polyclonal	IHC	human		<a href="#">View</a>
<a href="#">HPA043538</a>	polyclonal	IHC	human		<a href="#">View</a>

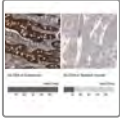




## Anti-GLO1 antibody produced in rabbit

[All Photos](#) (2)




Product No.	Clonality	Application	Species Reactivity	Citations	SDS
<a href="#">HPA059791</a>	polyclonal	IF	human		<a href="#">View</a>



## Anti-GLOD4 antibody produced in rabbit

**Synonym(s):** Anti-Glyoxalase domain-containing protein 4

[All Photos](#) (25)

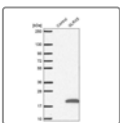
Product No.	Clonality	Application	Species Reactivity	Citations	SDS
<a href="#">HPA023246</a>	polyclonal	IF, IHC	human, mouse, rat	2	 <a href="#">View</a>
<a href="#">HPA023248</a>	polyclonal	IF, IHC	human	2	 <a href="#">View</a>
<a href="#">HPA021623</a>	polyclonal	IF, IHC	human, rat, mouse		 <a href="#">View</a>



## Anti-GLP2R antibody produced in rabbit

[All Photos](#) (1)


Product No.	Clonality	Application	Species Reactivity	Citations	SDS
<a href="#">HPA049244</a>	polyclonal	IHC	human		<a href="#">View</a>



## Anti-GLRX5 antibody produced in rabbit

**Synonym(s):** Anti-C14orf87, Anti-Glutaredoxin 5, Anti-Grx5, Anti-Pr01238

[All Photos](#) (7)

Product No.	Clonality	Application	Species Reactivity	Citations	SDS
<a href="#">HPA063716</a>	polyclonal	IF	human		<a href="#">View</a>
<a href="#">HPA042465</a>	polyclonal	IHC	human	2	 <a href="#">View</a>



## Anti-GLRX2 antibody produced in rabbit

**Synonym(s):** Anti-Glutaredoxin-2, mitochondrial

[All Photos](#) (3)

Product No.	Clonality	Application	Species Reactivity	Citations	SDS
<a href="#">HPA057224</a>	polyclonal	IF	human		<a href="#">View</a>
<a href="#">HPA023087</a>	polyclonal	IF, IHC	human	4	<a href="#">View</a>

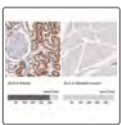


### Anti-GLRX3 antibody produced in rabbit

**Synonym(s):** Anti-GLRX4, Anti-GRX3, Anti-GRX4, Anti-PICOT, Anti-TXNL2, Anti-bA500G10.4, Anti-glutaredoxin 3

[All Photos](#) (5)


Product No.	Clonality	Application	Species Reactivity	Citations	SDS
<a href="#">HPA028941</a>	polyclonal	IHC	human, rat, mouse		<a href="#">View</a>

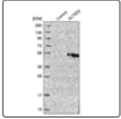


### Anti-GLS antibody produced in rabbit

**Synonym(s):** Anti-GLS1, Anti-Glutaminase, Anti-KIAA0838

[All Photos](#) (7)


Product No.	Clonality	Application	Species Reactivity	Citations	SDS
<a href="#">HPA036223</a>	polyclonal	IF, IHC	human	5	 <a href="#">View</a>




### Anti-GLT8D2 antibody produced in rabbit

**Synonym(s):** Anti-Glycosyltransferase 8 domain-containing protein 2


[All Photos](#) (3)

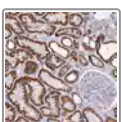
Product No.	Clonality	Application	Species Reactivity	Citations	SDS
<a href="#">HPA026904</a>	polyclonal	IF, IHC	human		 <a href="#">View</a>



### Anti-GLTP antibody produced in rabbit

[All Photos](#) (6)

Product No.	Clonality	Application	Species Reactivity	Citations	SDS
<a href="#">HPA056461</a>	polyclonal	IF, IHC	human		 <a href="#">View</a>



### Anti-GLUD1 antibody produced in rabbit



[All Photos](#) (6)

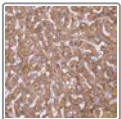
Product No.	Clonality	Application	Species Reactivity	Citations	SDS
<a href="#">HPA061369</a>	polyclonal	IF	human	1	<a href="#">View</a>
<a href="#">HPA042492</a>	polyclonal	IHC	human		<a href="#">View</a>
<a href="#">HPA044839</a>	polyclonal	IF, IHC	human		<a href="#">View</a>



### Anti-GLYAT antibody produced in rabbit

[All Photos](#) (15)

Product No.	Clonality	Application	Species Reactivity	Citations	SDS
<a href="#">HPA044094</a>	polyclonal	IHC	human		 <a href="#">View</a>
<a href="#">HPA040251</a>	polyclonal	IHC	human		 <a href="#">View</a>



### Anti-GLYATL1 antibody produced in rabbit

**Synonym(s):** Anti-FLJ34646, Anti-MGC15397, Anti-glycine-N-acyltransferase-like 1

[All Photos](#) (5)

Product No.	Clonality	Application	Species Reactivity	Citations	SDS
<a href="#">HPA039501</a>	polyclonal	IHC	human	1	<a href="#">View</a>



### Anti-GLYCTK antibody produced in rabbit



**Synonym(s):** Anti-CG9886-like, Anti-HBeAg-binding protein 4, Anti-NP\_660305.2


[All Photos](#) (6)

Product No.	Clonality	Application	Species Reactivity	Citations	SDS
<a href="#">HPA006913</a>	polyclonal	IHC	human, mouse	2	<a href="#">View</a>

## All Photos (12) **Anti-GLYR1 antibody produced in rabbit**

**Synonym(s):** Anti-BM045, Anti-HIBDL, Anti-N-PAC, Anti-NP60


Product No.	Clonality	Application	Species Reactivity	Citations	SDS
<a href="#">HPA050136</a>	polyclonal	IF, IHC	human		 <a href="#">View</a>
<a href="#">HPA048226</a>	polyclonal	IF, IHC	human		 <a href="#">View</a>



## **Anti-GM2A antibody produced in rabbit**

**Synonym(s):** Anti-Cerebroside sulfate activator protein, Anti-GM2-AP, Anti-Ganglioside GM2 activator precursor, Anti-SAP-3, Anti-Shingolipid activator protein 3

## All Photos (5)


Product No.	Clonality	Application	Species Reactivity	Citations	SDS
<a href="#">HPA008063</a>	polyclonal	IHC	human	3	 <a href="#">View</a>

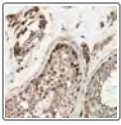


## **Anti-GMDS antibody produced in rabbit**

**Synonym(s):** Anti-C5orf11, Anti-GDP-mannose 4,6-dehydratase, Anti-GMD, Anti-SDR3E1

## All Photos (4)

Product No.	Clonality	Application	Species Reactivity	Citations	SDS
<a href="#">HPA031528</a>	polyclonal	IHC	human	5	 <a href="#">View</a>




### Anti-GMEB2 antibody produced in rabbit

**Synonym(s):** Anti-DNA-binding protein p79PIF antibody produced in rabbit, Anti-GMEB-2 antibody produced in rabbit, Anti-Glucocorticoid modulatory element-binding protein 2 antibody produced in rabbit, Anti-PIF p79 antibody produced in rabbit, Anti-Parvovirus initiation factor p79 antibody produced in rabbit

## All Photos (5)



Product No.	Clonality	Application	Species Reactivity	Citations	SDS
<a href="#">HPA067455</a>	polyclonal	IF, IHC	human		<a href="#">View</a>
<a href="#">HPA009706</a>	polyclonal	IF, IHC	human	2	<a href="#">View</a>

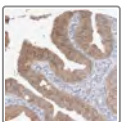


### Anti-GMIP antibody produced in rabbit

**Synonym(s):** Anti-ARHGAP46, Anti-GEM interacting protein

## All Photos (8)

Product No.	Clonality	Application	Species Reactivity	Citations	SDS
<a href="#">HPA045481</a>	polyclonal	IF, IHC	human		 <a href="#">View</a>
<a href="#">HPA042484</a>	polyclonal	IF, IHC	human		 <a href="#">View</a>



### Anti-GMPPA antibody produced in rabbit

**Synonym(s):** Anti-GDP-mannose pyrophosphorylase A

## All Photos (5)

Product No.	Clonality	Application	Species Reactivity	Citations	SDS
<a href="#">HPA035512</a>	polyclonal	IHC	human		<a href="#">View</a>
<a href="#">HPA035513</a>	polyclonal	IHC	human		<a href="#">View</a>




### Anti-GMPPB antibody produced in rabbit

**Synonym(s):** Anti-GDP-mannose pyrophosphorylase B, Anti-GTP-mannose-1-phosphate guanylyltransferase beta, Anti-Mannose-1-phosphate guanylyltransferase beta

## All Photos (2)


Product No.	Clonality	Application	Species Reactivity	Citations	SDS
<a href="#">HPA014657</a>	polyclonal	IHC	human	6	<a href="#">View</a>



### Anti-GMPR antibody produced in rabbit

**Synonym(s):** Anti-GMP reductase 1, Anti-Guanosine 5'-monophosphate oxidoreductase 1, Anti-Guanosine monophosphate reductase 1

[All Photos](#) (6)

Product No.	Clonality	Application	Species Reactivity	Citations	SDS
<a href="#">HPA021476</a>	polyclonal	IHC	human	5	 <a href="#">View</a>



### Anti-GNA13 antibody produced in rabbit

**Synonym(s):** Anti-G13, Anti-KIAA1063, Anti-MENTHO, Anti-MGC3251, Anti-MGC46138, Anti-USP3L, Anti-guanine nucleotide binding protein (G protein),  $\alpha$  13

[All Photos](#) (2)

Product No.	Clonality	Application	Species Reactivity	Citations	SDS
<a href="#">HPA010087</a>	polyclonal	IF, IHC	human	4	<a href="#">View</a>



### Anti-GNA11 antibody produced in rabbit

[All Photos](#) (2)

Product No.	Clonality	Application	Species Reactivity	Citations	SDS
<a href="#">HPA048886</a>	polyclonal	IHC	human		<a href="#">View</a>



### Anti-GNAI2 antibody produced in rabbit

**Synonym(s):** Anti-Adenylate cyclase-inhibiting G alpha protein, Anti-Guanine nucleotide-binding protein G(i), alpha-2 subunit

[All Photos](#) (2)

Product No.	Clonality	Application	Species Reactivity	Citations	SDS
<a href="#">HPA007704</a>	polyclonal	IF, IHC	human	1	<a href="#">View</a>



### Anti-GNAI1 antibody produced in rabbit

[All Photos](#) (2)

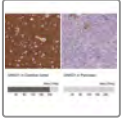
Product No.	Clonality	Application	Species Reactivity	Citations	SDS
<a href="#">HPA042141</a>	polyclonal	IF, IHC	human		<a href="#">View</a>



### Anti-GNAL antibody produced in rabbit

[All Photos](#) (1)


Product No.	Clonality	Application	Species Reactivity	Citations	SDS
<a href="#">HPA051160</a>	polyclonal	IHC	human		<a href="#">View</a>

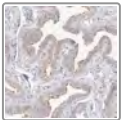


### Anti-GNAO1 antibody produced in rabbit

**Synonym(s):** Anti-G-ALPHA-o

[All Photos](#) (4)


Product No.	Clonality	Application	Species Reactivity	Citations	SDS
<a href="#">HPA040878</a>	polyclonal	IHC	human		 <a href="#">View</a>




### Anti-GNAS antibody produced in rabbit

**Synonym(s):** Anti-NESP55, Anti-Neuroendocrine secretory protein 55, Anti-GNAS complex locus, Anti-GNAS1, Anti-GNASXL, Anti-GPSA, Anti-NESP, Anti-SCG6

[All Photos](#) (11)

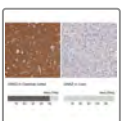
Product No.	Clonality	Application	Species Reactivity	Citations	SDS
<a href="#">HPA018122</a>	polyclonal	IHC, WB	human	4	 <a href="#">View</a>
<a href="#">HPA027478</a>	polyclonal	IHC	human	1	<a href="#">View</a>
<a href="#">HPA028386</a>	polyclonal	IHC	human	1	<a href="#">View</a>



### Anti-GNAT1 antibody produced in rabbit

[All Photos](#) (1)


Product No.	Clonality	Application	Species Reactivity	Citations	SDS
<a href="#">HPA045393</a>	polyclonal	IHC	human		<a href="#">View</a>

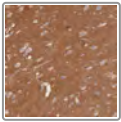


### Anti-GNAZ antibody produced in rabbit

**Synonym(s):** Anti-G<sub>x</sub> α-chain antibody produced in rabbit, Anti-Guanine nucleotide-binding protein G<sub>z</sub> subunit α antibody produced in rabbit, Anti-Gz-α antibody produced in rabbit

[All Photos](#) (7)

Product No.	Clonality	Application	Species Reactivity	Citations	SDS
<a href="#">HPA003011</a>	polyclonal	IF, IHC	human		<a href="#">View</a>

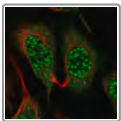


### Anti-GNB4 antibody produced in rabbit

**Synonym(s):** Anti-guanine nucleotide binding protein (G protein), beta polypeptide 4

[All Photos](#) (3)

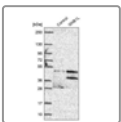
Product No.	Clonality	Application	Species Reactivity	Citations	SDS
<a href="#">HPA040736</a>	polyclonal	IF, IHC	human		<a href="#">View</a>



### Anti-GNB5 antibody produced in rabbit


[All Photos](#) (1)

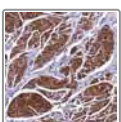
Product No.	Clonality	Application	Species Reactivity	Citations	SDS
<a href="#">HPA044198</a>	polyclonal	IF	human		<a href="#">View</a>



### Anti-GNB1L antibody produced in rabbit

[All Photos](#) (2)

Product No.	Clonality	Application	Species Reactivity	Citations	SDS
<a href="#">HPA034627</a>	polyclonal	IHC, WB	human	1	 <a href="#">View</a>

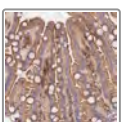


### Anti-GNG11 antibody produced in rabbit

**Synonym(s):** Anti-Gngt11, Anti-Guanine nucleotide binding protein (g protein),  $\gamma$  11

[All Photos](#) (1)

Product No.	Clonality	Application	Species Reactivity	Citations	SDS
<a href="#">HPA045255</a>	polyclonal	IHC	human		<a href="#">View</a>



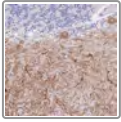
### Anti-GNG5 antibody produced in rabbit

**Synonym(s):** Anti-guanine nucleotide binding protein (G protein), gamma 5

[All Photos](#) (5)

Product No.	Clonality	Application	Species Reactivity	Citations	SDS
<a href="#">HPA043651</a>	polyclonal	IHC	human		<a href="#">View</a>



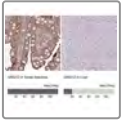


### Anti-GNG13 antibody produced in rabbit

**Synonym(s):** Anti-G(gamma)13, Anti-Guanine Nucleotide Binding Protein (G Protein), Gamma 13, Anti-h2-35


**All Photos** (4)

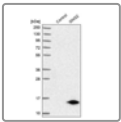
Product No.	Clonality	Application	Species Reactivity	Citations	SDS
<a href="#">HPA046272</a>	polyclonal	IHC	human	1	<a href="#">View</a>



### Anti-GNG12 antibody produced in rabbit

**All Photos** (4)


Product No.	Clonality	Application	Species Reactivity	Citations	SDS
<a href="#">HPA062208</a>	polyclonal	IF, IHC	human		<a href="#">View</a>



### Anti-GNG2 antibody produced in rabbit

**Synonym(s):** Anti-G  $\gamma$ -I antibody produced in rabbit, Anti-Guanine nucleotide-binding protein G(I)/G(S)/G(O)  $\gamma$ -2 subunit precursor antibody produced in rabbit

**All Photos** (3)

Product No.	Clonality	Application	Species Reactivity	Citations	SDS
<a href="#">HPA003534</a>	polyclonal	IF, IHC, WB	human	1	 <a href="#">View</a>

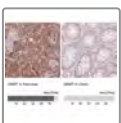


### Anti-GNGT1 antibody produced in rabbit

**Synonym(s):** Anti-Gng1, Anti-Guanine nucleotide binding protein (g protein),  $\gamma$  transducing activity polypeptide 1

**All Photos** (1)


Product No.	Clonality	Application	Species Reactivity	Citations	SDS
<a href="#">HPA042721</a>	polyclonal	IHC	human		<a href="#">View</a>

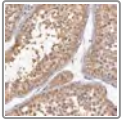


### Anti-GNMT antibody produced in rabbit

**Synonym(s):** Anti-Glycine N-methyltransferase

**All Photos** (4)

Product No.	Clonality	Application	Species Reactivity	Citations	SDS
<a href="#">HPA027501</a>	polyclonal	IF, IHC	human	1	 <a href="#">View</a>

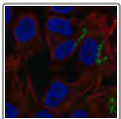


## Anti-GNPDA1 antibody produced in rabbit

**Synonym(s):** Anti-GNPDA, Anti-GNPI, Anti-GPI, Anti-HLN, Anti-KIAA0060, Anti-GNPDA antibody produced in rabbit, Anti-GlcN6P deaminase antibody produced in rabbit, Anti-Glucosamine-6-phosphate deaminase antibody produced in rabbit, Anti-Glucosamine-6-phosphate isomerase antibody produced in rabbit, Anti-Oscillin antibody produced in rabbit

[All Photos](#) (7)

Product No.	Clonality	Application	Species Reactivity	Citations	SDS
<a href="#">HPA046891</a>	polyclonal	IHC	human		<a href="#">View</a>
<a href="#">HPA000499</a>	polyclonal	IF, IHC	human	1	<a href="#">View</a>

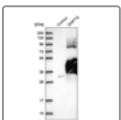


## Anti-GNPTAB antibody produced in rabbit

**Synonym(s):** GNPTA, KIAA1208, MGC4170

[All Photos](#) (1)


Product No.	Clonality	Application	Species Reactivity	Citations	SDS
<a href="#">HPA014558</a>	polyclonal	IF	human		<a href="#">View</a>



## Anti-GNPTG antibody produced in rabbit

**Synonym(s):** Anti-GlcNAc-1-phosphotransferase subunit  $\gamma$  antibody produced in rabbit, Anti-N-Acetylglucosamine-1-phosphotransferase subunit  $\gamma$  precursor antibody produced in rabbit, Anti-UDP-N-Acetylglucosamine-1-phosphotransferase, subunit  $\gamma$  antibody produced in rabbit

[All Photos](#) (2)

Product No.	Clonality	Application	Species Reactivity	Citations	SDS
<a href="#">HPA004055</a>	polyclonal	IHC	human	3	 <a href="#">View</a>


**All**

## Anti-GNRH1 antibody produced in rabbit

**Photos** (4)

**Synonym(s):** Anti-GNRH, Anti-GRH, Anti-LHRH, Anti-OR17-135, Anti-OR17-93, Anti-OR1E4, Anti-gonadotropin-releasing hormone 1 (luteinizing-releasing hormone)

Product No.	Clonality	Application	Species Reactivity	Citations	SDS
<a href="#">HPA027532</a>	polyclonal	IHC	rat, human		<a href="#">View</a>




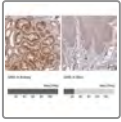
## Anti-GNRH2 antibody produced in rabbit

**Synonym(s):** Anti-Progonadoliberin II antibody produced in rabbit, Anti-Progonadoliberin-2 precursor antibody produced in rabbit

**All**

**Photos** (2)



Product No.	Clonality	Application	Species Reactivity	Citations	SDS
<a href="#">HPA004338</a>	polyclonal	IHC	human	2	 <a href="#">View</a>



### Anti-GNS antibody produced in rabbit

**Synonym(s):** Anti-G6S, Anti-Glucosamine-6-sulfatase, Anti-N-acetylglucosamine-6-sulfatase precursor

[All Photos](#) (7)



Product No.	Clonality	Application	Species Reactivity	Citations	SDS
<a href="#">HPA048508</a>	polyclonal	IHC	human		 <a href="#">View</a>
<a href="#">HPA013695</a>	polyclonal	IHC	human	1	 <a href="#">View</a>



### Anti-GOLGA3 antibody produced in rabbit

**Synonym(s):** Anti-GCP170, Anti-Golgin A3, Anti-Golgin-160, Anti-MEA-2

[All Photos](#) (15)




Product No.	Clonality	Application	Species Reactivity	Citations	SDS
<a href="#">HPA040044</a>	polyclonal	IF, IHC	human, rat, mouse	1	 <a href="#">View</a>
<a href="#">HPA039809</a>	polyclonal	IF, IHC	human	1	 <a href="#">View</a>




### Anti-GOLGA2 antibody produced in rabbit

**Synonym(s):** Anti-Cis-Golgi matrix protein GM130, Anti-Gm130 autoantigen, Anti-Golgin subfamily A member 2, Anti-Golgin-95

[All Photos](#) (30)

Product No.	Clonality	Application	Species Reactivity	Citations	SDS
<a href="#">HPA021799</a>	polyclonal	IF, IHC	human	9	 <a href="#">View</a>
<a href="#">HPA021178</a>	polyclonal	IF, IHC	human	5	 <a href="#">View</a>
<a href="#">HPA021230</a>	polyclonal	IHC	human	5	 <a href="#">View</a>



### Anti-GOLGA4 antibody produced in rabbit

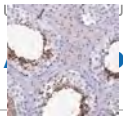
**Synonym(s):** Anti-GCP2, Anti-GOLG, Anti-golgi autoantigen, golgin subfamily a, 4, Anti-golgin-240, Anti-p230

[All Photos](#) (2)

Product No.	Clonality	Application	Species Reactivity	Citations	SDS
<a href="#">HPA035102</a>	polyclonal	IF, IHC	human	2	<a href="#">View</a>



### Anti-GOLGA6A antibody produced in rabbit



otos (1)



Product No.	Clonality	Application	Species Reactivity	Citations	SDS
<a href="#">HPA044978</a>	polyclonal	IHC	human		<a href="#">View</a>

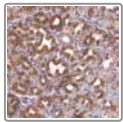


### Anti-GOLIM4 antibody produced in rabbit

**Synonym(s):** Anti-GOLPH4, Anti-Golgi integral membrane protein 4, Anti-Golgi phosphoprotein 4

[All Photos](#) (13)

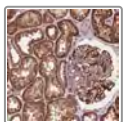
Product No.	Clonality	Application	Species Reactivity	Citations	SDS
<a href="#">HPA002315</a>	polyclonal	IHC	human	1	 <a href="#">View</a>
<a href="#">HPA001677</a>	polyclonal	IF, IHC	human	1	 <a href="#">View</a>



### Anti-GOLPH3 antibody produced in rabbit

[All Photos](#) (4)

Product No.	Clonality	Application	Species Reactivity	Citations	SDS
<a href="#">HPA055841</a>	polyclonal	IF, IHC	human		<a href="#">View</a>
<a href="#">HPA044564</a>	polyclonal	IHC	human	1	<a href="#">View</a>




### Anti-GOLT1B antibody produced in rabbit

**Synonym(s):** Anti-CGI-141, Anti-GOT1, Anti-YMR292W

[All Photos](#) (2)

Product No.	Clonality	Application	Species Reactivity	Citations	SDS
<a href="#">HPA055909</a>	polyclonal	IF	human		<a href="#">View</a>
<a href="#">HPA066383</a>	polyclonal	IHC	human		<a href="#">View</a>




### Anti-GOPC antibody produced in rabbit

**Synonym(s):** Anti-CFTR-associated ligand, Anti-Fused in glioblastoma, Anti-Golgi-associated PDZ and coiled-coil motif-containing protein, Anti-PDZ protein interacting specifically with TC10, Anti-PIST

[All Photos](#) (7)

Product No.	Clonality	Application	Species Reactivity	Citations	SDS
<a href="#">HPA024018</a>	polyclonal	IF, IHC	human	5	 <a href="#">View</a>
<a href="#">HPA019477</a>	polyclonal	IF, IHC	human	2	<a href="#">View</a>


Product No.	Clonality	Application	Species Reactivity	Citations	SDS
-------------	-----------	-------------	--------------------	-----------	-----



### Anti-GORAB antibody produced in rabbit

**Synonym(s):** Anti-FLJ11752, Anti-GO, Anti-NTKL-BP1, Anti-SCYL1BP1, Anti-golgin, RAB6-interacting

[All Photos \(6\)](#)



Product No.	Clonality	Application	Species Reactivity	Citations	SDS
<a href="#">HPA027250</a>	polyclonal	IF, IHC, WB	human		 <a href="#">View</a>
<a href="#">HPA027208</a>	polyclonal	IF, IHC	human	1	<a href="#">View</a>

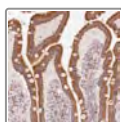


### Anti-GORASP2 antibody produced in rabbit

**Synonym(s):** Anti-GOLPH6, Anti-GRASP55, Anti-GRS2, Anti-FLJ10036, Anti-KNTC1AP, Anti-golgi reassembly stacking protein 2

[All Photos \(16\)](#)

Product No.	Clonality	Application	Species Reactivity	Citations	SDS
<a href="#">HPA035274</a>	polyclonal	IF, IHC	human	1	 <a href="#">View</a>
<a href="#">HPA035275</a>	polyclonal	IF, IHC	mouse, human	1	 <a href="#">View</a>

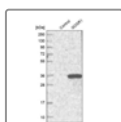


### Anti-GOSR2 antibody produced in rabbit

**Synonym(s):** Anti-Bos1, Anti-GS27, Anti-golgi SNAP receptor complex member 2

[All Photos \(5\)](#)


Product No.	Clonality	Application	Species Reactivity	Citations	SDS
<a href="#">HPA048956</a>	polyclonal	IF	human		<a href="#">View</a>
<a href="#">HPA054472</a>	polyclonal	IF, IHC	human		<a href="#">View</a>

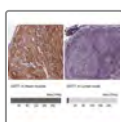


### Anti-GOSR1 antibody produced in rabbit

**Synonym(s):** Anti-28 kDa Golgi SNARE protein, Anti-28 kDa cis-Golgi SNARE p28, Anti-GOS-28, Anti-Golgi SNAP receptor complex member 1



[All Photos \(2\)](#)


Product No.	Clonality	Application	Species Reactivity	Citations	SDS
<a href="#">HPA020590</a>	polyclonal	IHC	human	2	 <a href="#">View</a>



### Anti-GOT1 antibody produced in rabbit

## All Photos (9)


Product No.	Clonality	Application	Species Reactivity	Citations	SDS
<a href="#">HPA064532</a>	polyclonal	IHC	human		<a href="#">View</a>
<a href="#">HPA072629</a>	polyclonal	IF, IHC	human		<a href="#">View</a>

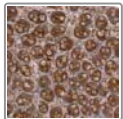


### Anti-GOT2 antibody produced in rabbit

**Synonym(s):** Anti-Aspartate aminotransferase, mitochondrial precursor, Anti-FABP-1, Anti-FABPpm, Anti-Fatty acid-binding protein, Anti-Glutamate oxaloacetate transaminase 2, Anti-Transaminase A, Anti-mAspAT

## All Photos (8)

Product No.	Clonality	Application	Species Reactivity	Citations	SDS	
<a href="#">HPA018139</a>	polyclonal	IHC	mouse, rat, human	16		<a href="#">View</a>

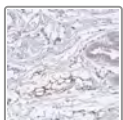


### Anti-GOT1L1 antibody produced in rabbit

**Synonym(s):** Anti-DOM, Anti-MGC33309, Anti-WS2E, Anti-WS4, Anti-glutamic-oxaloacetic transaminase 1-like 1

## All Photos (1)

Product No.	Clonality	Application	Species Reactivity	Citations	SDS
<a href="#">HPA028778</a>	polyclonal	IHC	human	2	<a href="#">View</a>



### Anti-GPAT antibody produced in rabbit

**Synonym(s):** Anti-GPAT1, Anti-KIAA1560, Anti-MGC26846, Anti-glycerol-3-phosphate acyltransferase, mitochondrial

## All Photos (2)

Product No.	Clonality	Application	Species Reactivity	Citations	SDS
<a href="#">HPA060090</a>	polyclonal	IF	human	<a href="#">View</a>	
<a href="#">HPA046339</a>	polyclonal	IHC	human	<a href="#">View</a>	

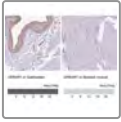


### Anti-GPAT2 antibody produced in rabbit

**Synonym(s):** Anti-C2orf1, Anti-RPL33L, Anti-glycerol-3-phosphate acyltransferase 2, mitochondrial

## All Photos (2)


Product No.	Clonality	Application	Species Reactivity	Citations	SDS
<a href="#">HPA036841</a>	polyclonal	IF, IHC	human	2	<a href="#">View</a>

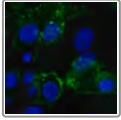


## Anti-GPBAR1 antibody produced in rabbit

**Synonym(s):** Anti-BG37, Anti-GPCR, Anti-GPCR19, Anti-GPR131, Anti-M-BAR, Anti-TGR5

[All Photos](#) (6)

Product No.	Clonality	Application	Species Reactivity	Citations	SDS
<a href="#">HPA062890</a>	polyclonal	IHC	human	3	 <a href="#">View</a>

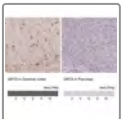


## Anti-GPC3 antibody produced in rabbit

**Synonym(s):** Anti-GTR2-2 antibody produced in rabbit, Anti-Glypican-3 precursor antibody produced in rabbit, Anti-Intestinal protein OCI-5 antibody produced in rabbit, Anti-MXR7 antibody produced in rabbit


[All Photos](#) (1)

Product No.	Clonality	Application	Species Reactivity	Citations	SDS
<a href="#">HPA006316</a>	polyclonal	IHC	human	3	<a href="#">View</a>



## Anti-GPC5 antibody produced in rabbit

[All Photos](#) (4)

Product No.	Clonality	Application	Species Reactivity	Citations	SDS
<a href="#">HPA044081</a>	polyclonal	IF	human		<a href="#">View</a>
<a href="#">HPA040152</a>	polyclonal	IHC	human		 <a href="#">View</a>

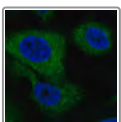


## Anti-GPC4 antibody produced in rabbit

**Synonym(s):** Anti-K-glypican, Anti-glypican 4

[All Photos](#) (5)

Product No.	Clonality	Application	Species Reactivity	Citations	SDS
<a href="#">HPA030836</a>	polyclonal	IF, IHC	human	5	<a href="#">View</a>

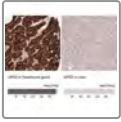


## Anti-G6PC3 antibody produced in rabbit

[All Photos](#) (1)

Product No.	Clonality	Application	Species Reactivity	Citations	SDS
<a href="#">HPA067052</a>	polyclonal	IF	human		<a href="#">View</a>







### Anti-GPD2 antibody produced in rabbit

**Synonym(s):** Anti-GPD-M antibody produced in rabbit, Anti-GPDH-M antibody produced in rabbit, Anti-Glycerol-3-phosphate dehydrogenase, mitochondrial precursor antibody produced in rabbit, Anti-mtGPD antibody produced in rabbit

**All Photos** (19)



Product No.	Clonality	Application	Species Reactivity	Citations	SDS
<a href="#">HPA008012</a>	polyclonal	IHC	human	1	 <a href="#">View</a>
<a href="#">HPA045506</a>	polyclonal	IHC	human		 <a href="#">View</a>

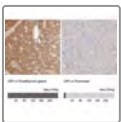


### Anti-G6PD antibody produced in rabbit

**Synonym(s):** Anti-G-6-PDH antibody produced in rabbit, Anti-G6PDH antibody produced in rabbit, Anti-Glucose-6-phosphate dehydrogenase antibody produced in rabbit

**All Photos** (16)


Product No.	Clonality	Application	Species Reactivity	Citations	SDS
<a href="#">HPA000247</a>	polyclonal	IF, IHC	human	8	 <a href="#">View</a>
<a href="#">HPA000834</a>	polyclonal	IF, IHC	human	15	 <a href="#">View</a>



### Anti-GPI antibody produced in rabbit

**Synonym(s):** Anti-GPI, Anti-Glucose-6-phosphate isomerase, Anti-NLK, Anti-PGI, Anti-PHI, Anti-Phosphoglucose isomerase, Anti-SA-36

**All Photos** (8)

Product No.	Clonality	Application	Species Reactivity	Citations	SDS
<a href="#">HPA052171</a>	polyclonal		human		<a href="#">View</a>
<a href="#">HPA024305</a>	polyclonal	IF, IHC	human	1	 <a href="#">View</a>



### Anti-GPN3 antibody produced in rabbit

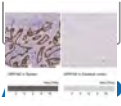
**Synonym(s):** Anti-ATPBD1C, Anti-GPN-loop GTPase 3, Anti-MGC14560

**All Photos** (7)

Product No.	Clonality	Application	Species Reactivity	Citations	SDS
<a href="#">HPA047793</a>	polyclonal	IHC	human		<a href="#">View</a>
<a href="#">HPA039764</a>	polyclonal	IF, IHC	human		<a href="#">View</a>




### Anti-GPR182 antibody produced in rabbit



**Synonym(s):** Anti-G-protein coupled receptor 182

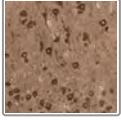
Abcam (3)

Product No.	Clonality	Application	Species Reactivity	Citations	SDS
<a href="#">HPA027037</a>	polyclonal	IHC	human	3	 <a href="#">View</a>

## All Photos (1) **Anti-GPR150 antibody produced in rabbit**

**Synonym(s):** Anti-Probable G-protein coupled receptor 150

Product No.	Clonality	Application	Species Reactivity	Citations	SDS
<a href="#">HPA026635</a>	polyclonal	IHC	human		<a href="#">View</a>



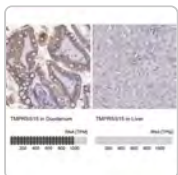
## **Anti-GPR61 antibody produced in rabbit**

**Synonym(s):** Anti-Biogenic amine receptor-like G-protein coupled receptor, Anti-Probable G-protein coupled receptor 61, Anti-BALGR, Anti-G protein-coupled receptor 61

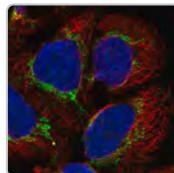
## All Photos (2)

Product No.	Clonality	Application	Species Reactivity	Citations	SDS
<a href="#">HPA007326</a>	polyclonal	IHC	human	2	<a href="#">View</a>
<a href="#">HPA026088</a>	polyclonal	IHC	human	4	<a href="#">View</a>

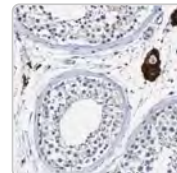
## Recommended Products



Sigma-Aldrich  
**HPA072934**  
Anti-TMPRSS15



Sigma-Aldrich  
**HPA061396**  
Anti-AARS2  
antibody...



Sigma-Aldrich  
**HPA010972**  
Anti-VMA21  
antibody...

[View Price and Availability](#)

[View Price and Availability](#)

[View Price and Availability](#)



## **Anti-GPR19 antibody produced in rabbit**

**Synonym(s):** Anti-GPR-NGA, Anti-Probable G-protein coupled receptor 19

## All Photos (1)

Product No.	Clonality	Application	Species Reactivity	Citations	SDS
<a href="#">HPA013955</a>	polyclonal	IHC	human	3	<a href="#">View</a>

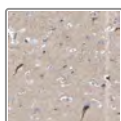


### Anti-GPR158 antibody produced in rabbit

**Synonym(s):** Anti-Probable G-protein coupled receptor 158 precursor

## All Photos (3)

Product No.	Clonality	Application	Species Reactivity	Citations	SDS
<a href="#">HPA013185</a>	polyclonal	IHC, WB	human	2	<a href="#">View</a>

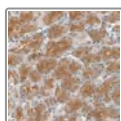


### Anti-GPR34 antibody produced in rabbit

**Synonym(s):** Anti-Probable G-protein coupled receptor 34

## All Photos (1)

Product No.	Clonality	Application	Species Reactivity	Citations	SDS
<a href="#">HPA010668</a>	polyclonal	IHC	human	3	<a href="#">View</a>

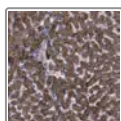


### Anti-GPR153 antibody produced in rabbit

**Synonym(s):** Anti-G-protein coupled receptor PGR1, Anti-Probable G-protein coupled receptor 153

## All Photos (1)

Product No.	Clonality	Application	Species Reactivity	Citations	SDS
<a href="#">HPA007159</a>	polyclonal	IHC	human	2	<a href="#">View</a>



### Anti-GPR179 antibody produced in rabbit

## All Photos (1)

Product No.	Clonality	Application	Species Reactivity	Citations	SDS
<a href="#">HPA017885</a>	polyclonal	IHC	human	3	<a href="#">View</a>

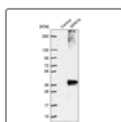


### Anti-GPR142 antibody produced in rabbit

**Synonym(s):** Anti-FLJ37300, Anti-GPR142, Anti-KIF19, Anti-KIF19A, Anti-PGR2, Anti-kinesin family member 19

## All Photos (2)


Product No.	Clonality	Application	Species Reactivity	Citations	SDS
<a href="#">HPA031392</a>	polyclonal	IF, IHC	human		<a href="#">View</a>



### Anti-GPR78 antibody produced in rabbit

**Synonym(s):** Anti-G protein-coupled receptor 78

[All Photos](#) (2)

Product No.	Clonality	Application	Species Reactivity	Citations	SDS
<a href="#">HPA013209</a>	polyclonal	IHC	human	2	 <a href="#">View</a>

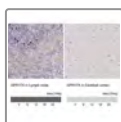


### Anti-GPR152 antibody produced in rabbit

**Synonym(s):** Anti-G protein-coupled receptor 152, Anti-PGR5

[All Photos](#) (1)


Product No.	Clonality	Application	Species Reactivity	Citations	SDS
<a href="#">HPA035078</a>	polyclonal	IHC	human		<a href="#">View</a>

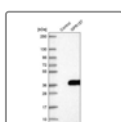


### Anti-GPR174 antibody produced in rabbit

**Synonym(s):** Anti-Fksg79, Anti-G protein-coupled receptor 174

[All Photos](#) (3)


Product No.	Clonality	Application	Species Reactivity	Citations	SDS
<a href="#">HPA041025</a>	polyclonal	IHC	human		 <a href="#">View</a>

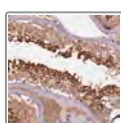


### Anti-GPR157 antibody produced in rabbit

**Synonym(s):** Anti-CRARF, Anti-FLJ12132, Anti-G protein-coupled receptor 157, Anti-MASP, Anti-PRSS5

[All Photos](#) (3)

Product No.	Clonality	Application	Species Reactivity	Citations	SDS
<a href="#">HPA028697</a>	polyclonal	IHC	human		 <a href="#">View</a>

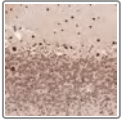


### Anti-GPR180 antibody produced in rabbit

**Synonym(s):** Anti-G protein-coupled receptor 180, Anti-ITR

[All Photos](#) (2)

Product No.	Clonality	Application	Species Reactivity	Citations	SDS
<a href="#">HPA047250</a>	polyclonal	IF, IHC	human		<a href="#">View</a>

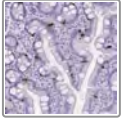


### Anti-GPR139 antibody produced in rabbit

**Synonym(s):** Anti-G protein-coupled receptor 139, Anti-PGR3

[All Photos](#) (1)

Product No.	Clonality	Application	Species Reactivity	Citations	SDS
<a href="#">HPA046596</a>	polyclonal	IHC	human		<a href="#">View</a>

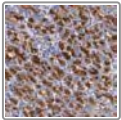


### Anti-GPR137 antibody produced in rabbit

**Synonym(s):** Anti-C11orf4, Anti-GPR137A, Anti-TM7SF1L1

[All Photos](#) (2)

Product No.	Clonality	Application	Species Reactivity	Citations	SDS
<a href="#">HPA062871</a>	polyclonal	IF, IHC	human		<a href="#">View</a>



### Anti-GPR155 antibody produced in rabbit

**Synonym(s):** Anti-DEP.7, Anti-DEPDC3, Anti-FLJ31819, Anti-G protein-coupled receptor 155, Anti-PGR22

[All Photos](#) (2)

Product No.	Clonality	Application	Species Reactivity	Citations	SDS
<a href="#">HPA057384</a>	polyclonal	IF	human		<a href="#">View</a>
<a href="#">HPA036159</a>	polyclonal	IHC	human		<a href="#">View</a>



### Anti-GPR161 antibody produced in rabbit

**Synonym(s):** Anti-G-protein coupled receptor RE2, Anti-Probable G-protein coupled receptor 161

[All Photos](#) (2)

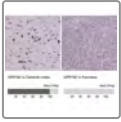
Product No.	Clonality	Application	Species Reactivity	Citations	SDS
<a href="#">HPA072047</a>	polyclonal	IF	human		<a href="#">View</a>
<a href="#">HPA015576</a>	polyclonal	IHC	human	2	<a href="#">View</a>



### Anti-GPR26 antibody produced in rabbit

[All Photos](#) (1)


Product No.	Clonality	Application	Species Reactivity	Citations	SDS
<a href="#">HPA062736</a>	polyclonal	IHC	human		<a href="#">View</a>




### Anti-GPR162 antibody produced in rabbit

**Synonym(s):** Anti-A-2, Anti-GRCA

[All Photos](#) (5)

Product No.	Clonality	Application	Species Reactivity	Citations	SDS
<a href="#">HPA055135</a>	polyclonal	IF, IHC	human		<a href="#">View</a>



### Anti-GPR45 antibody produced in rabbit

**Synonym(s):** Anti-G protein-coupled receptor 45, Anti-PSP24, Anti-PSP24A

[All Photos](#) (1)

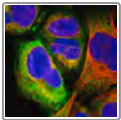
Product No.	Clonality	Application	Species Reactivity	Citations	SDS
<a href="#">HPA055940</a>	polyclonal	IHC	human		<a href="#">View</a>



### Anti-GPR37 antibody produced in rabbit

[All Photos](#) (4)

Product No.	Clonality	Application	Species Reactivity	Citations	SDS
<a href="#">HPA068009</a>	polyclonal	IHC	human		<a href="#">View</a>

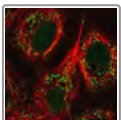


### Anti-GPR173 antibody produced in rabbit

**Synonym(s):** Anti-Probable G-protein coupled receptor 173 antibody produced in rabbit, Anti-Super conserved receptor expressed in brain 3 antibody produced in rabbit

[All Photos](#) (1)

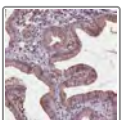
Product No.	Clonality	Application	Species Reactivity	Citations	SDS
<a href="#">HPA003905</a>	polyclonal	IHC	human	1	<a href="#">View</a>



### Anti-GPR87 antibody produced in rabbit

[All Photos](#) (1)

Product No.	Clonality	Application	Species Reactivity	Citations	SDS
<a href="#">HPA066313</a>	polyclonal	IF	human		<a href="#">View</a>




### Anti-GPR108 antibody produced in rabbit

**Synonym(s):** Anti-G protein-coupled receptor 108, Anti-Lustr2

## All Photos (8)


Product No.	Clonality	Application	Species Reactivity	Citations	SDS
<a href="#">HPA063863</a>	polyclonal	IF	human		<a href="#">View</a>
<a href="#">HPA041924</a>	polyclonal	IF, IHC	human		<a href="#">View</a>
<a href="#">HPA041951</a>	polyclonal	IHC	human		<a href="#">View</a>



### Anti-GPR176 antibody produced in rabbit

**Synonym(s):** Anti-Gm1012, Anti-G protein-coupled receptor 176

## All Photos (6)

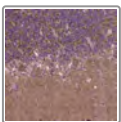
Product No.	Clonality	Application	Species Reactivity	Citations	SDS
<a href="#">HPA039979</a>	polyclonal	IHC	human		<a href="#">View</a>
<a href="#">HPA039943</a>	polyclonal	IHC	human		<a href="#">View</a>



### Anti-GPR52 antibody produced in rabbit

## All Photos (1)

Product No.	Clonality	Application	Species Reactivity	Citations	SDS
<a href="#">HPA028575</a>	polyclonal	IHC	human		<a href="#">View</a>



### Anti-GPR63 antibody produced in rabbit

**Synonym(s):** Anti-G protein-coupled receptor 63, Anti-PSP24(β), Anti-PSP24B

## All Photos (2)

Product No.	Clonality	Application	Species Reactivity	Citations	SDS
<a href="#">HPA039103</a>	polyclonal	IF, IHC	human		<a href="#">View</a>



### Anti-GPR39 antibody produced in rabbit

**Synonym(s):** Anti-Probable G-protein coupled receptor 39

## All Photos (1)

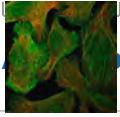
Product No.	Clonality	Application	Species Reactivity	Citations	SDS
<a href="#">HPA022111</a>	polyclonal	IHC	human	4	<a href="#">View</a>



### Anti-GPR27 antibody produced in rabbit

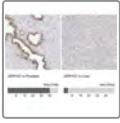
**Synonym(s):** Anti-G protein-coupled receptor 27, Anti-SREB1





[Photos](#) (2)

Product No.	Clonality	Application	Species Reactivity	Citations	SDS
<a href="#">HPA029395</a>	polyclonal	IF	human		<a href="#">View</a>



### **Anti-GPR107 antibody produced in rabbit**

**Synonym(s):** Anti-FLJ20998, Anti-G protein-coupled receptor 107, Anti-KIAA1624, Anti-LUSTR1, Anti-RP11-88G17

[All](#)

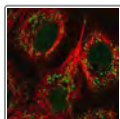
[Photos](#) (5)

Product No.	Clonality	Application	Species Reactivity	Citations	SDS
<a href="#">HPA031704</a>	polyclonal	IHC	human		

## All Photos (2) **Anti-GPR155 antibody produced in rabbit**

**Synonym(s):** Anti-DEP.7, Anti-DEPDC3, Anti-FLJ31819, Anti-G protein-coupled receptor 155, Anti-PGR22

Product No.	Clonality	Application	Species Reactivity	Citations	SDS
<a href="#">HPA057384</a>	polyclonal	IF	human		<a href="#">View</a>
<a href="#">HPA036159</a>	polyclonal	IHC	human		<a href="#">View</a>

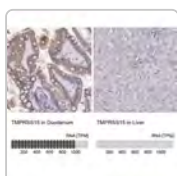


## **Anti-GPR87 antibody produced in rabbit**

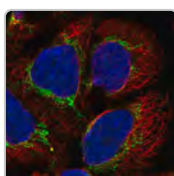
### All Photos (1)

Product No.	Clonality	Application	Species Reactivity	Citations	SDS
<a href="#">HPA066313</a>	polyclonal	IF	human		<a href="#">View</a>

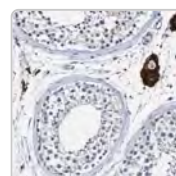
## Recommended Products



Sigma-Aldrich  
**HPA072934**  
Anti-TMPRSS15



Sigma-Aldrich  
**HPA061396**  
Anti-AARS2  
antibody...



Sigma-Aldrich  
**HPA010972**  
Anti-VMA21  
antibody...

[View Price and Availability](#)

[View Price and Availability](#)

[View Price and Availability](#)

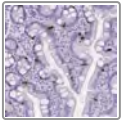


### Anti-GPR161 antibody produced in rabbit

**Synonym(s):** Anti-G-protein coupled receptor RE2, Anti-Probable G-protein coupled receptor 161

[All Photos](#) (2)

Product No.	Clonality	Application	Species Reactivity	Citations	SDS
<a href="#">HPA072047</a>	polyclonal	IF	human		<a href="#">View</a>
<a href="#">HPA015576</a>	polyclonal	IHC	human	2	<a href="#">View</a>

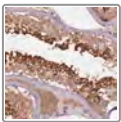


### Anti-GPR137 antibody produced in rabbit

**Synonym(s):** Anti-C11orf4, Anti-GPR137A, Anti-TM7SF1L1

[All Photos](#) (2)

Product No.	Clonality	Application	Species Reactivity	Citations	SDS
<a href="#">HPA062871</a>	polyclonal	IF, IHC	human		<a href="#">View</a>

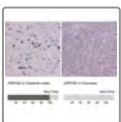


### Anti-GPR180 antibody produced in rabbit

**Synonym(s):** Anti-G protein-coupled receptor 180, Anti-ITR

[All Photos](#) (2)


Product No.	Clonality	Application	Species Reactivity	Citations	SDS
<a href="#">HPA047250</a>	polyclonal	IF, IHC	human		<a href="#">View</a>

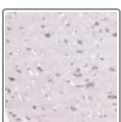


### Anti-GPR162 antibody produced in rabbit

**Synonym(s):** Anti-A-2, Anti-GRCA

[All Photos](#) (5)

Product No.	Clonality	Application	Species Reactivity	Citations	SDS
<a href="#">HPA055135</a>	polyclonal	IF, IHC	human		 <a href="#">View</a>



### Anti-GPR45 antibody produced in rabbit

**Synonym(s):** Anti-G protein-coupled receptor 45, Anti-PSP24, Anti-PSP24A

[All Photos](#) (1)


Product No.	Clonality	Application	Species Reactivity	Citations	SDS
<a href="#">HPA055940</a>	polyclonal	IHC	human		<a href="#">View</a>



### Anti-GPR37 antibody produced in rabbit

## All Photos (4)

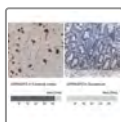
Product No.	Clonality	Application	Species Reactivity	Citations	SDS
<a href="#">HPA068009</a>	polyclonal	IHC	human		<a href="#">View</a>



### Anti-GPRASP1 antibody produced in rabbit

## All Photos (2)


Product No.	Clonality	Application	Species Reactivity	Citations	SDS
<a href="#">HPA031061</a>	polyclonal	IF	human		<a href="#">View</a>
<a href="#">HPA000161</a>	polyclonal	IHC	human	1	<a href="#">View</a>

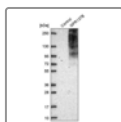


### Anti-GPRASP2 antibody produced in rabbit

**Synonym(s):** Anti-G-protein coupled receptor-associated sorting protein 2, Anti-GASP-2

## All Photos (5)


Product No.	Clonality	Application	Species Reactivity	Citations	SDS
<a href="#">HPA017438</a>	polyclonal	IF, IHC	human	1	 <a href="#">View</a>

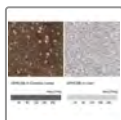


### Anti-GPR137B antibody produced in rabbit

**Synonym(s):** Anti-Integral membrane protein GPR137B, Anti-Transmembrane 7 superfamily member 1 protein

## All Photos (2)


Product No.	Clonality	Application	Species Reactivity	Citations	SDS
<a href="#">HPA026422</a>	polyclonal	IHC, WB	human	3	 <a href="#">View</a>




### Anti-GPRC5B antibody produced in rabbit

**Synonym(s):** Anti-A-69G121, Anti-G-protein coupled receptor family C group 5 member B precursor, Anti-RAIG-2, Anti-Retinoic acid-induced gene 2 protein

## All Photos (7)


Product No.	Clonality	Application	Species Reactivity	Citations	SDS
<a href="#">HPA015247</a>	polyclonal	IF, IHC	human	5	 <a href="#">View</a>




### Anti-GPRC5C antibody produced in rabbit

**Synonym(s):** Anti-G protein-coupled receptor, family C, group 5, member C, Anti-HMFN0672, Anti-RAIG-3, Anti-SLIP-GC

[All Photos](#) (6)

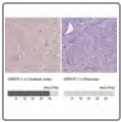
Product No.	Clonality	Application	Species Reactivity	Citations	SDS
<a href="#">HPA029776</a>	polyclonal	IHC, WB	human		<a href="#">View</a>



### Anti-GPRC5D antibody produced in rabbit


[All Photos](#) (4)

Product No.	Clonality	Application	Species Reactivity	Citations	SDS
<a href="#">HPA071909</a>	polyclonal	IHC	human		<a href="#">View</a>



### Anti-GPR37L1 antibody produced in rabbit

[All Photos](#) (3)

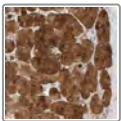
Product No.	Clonality	Application	Species Reactivity	Citations	SDS
<a href="#">HPA064454</a>	polyclonal	IHC	human		<a href="#">View</a>



### Anti-GPS2 antibody produced in rabbit

[All Photos](#) (2)

Product No.	Clonality	Application	Species Reactivity	Citations	SDS
<a href="#">HPA067540</a>	polyclonal	IF, IHC	human		<a href="#">View</a>

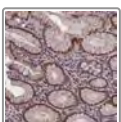


### Anti-GPSM2 antibody produced in rabbit

**Synonym(s):** DFNB82, LGN, Pins

[All Photos](#) (2)

Product No.	Clonality	Application	Species Reactivity	Citations	SDS
<a href="#">HPA008408</a>	polyclonal	IHC	human	2	<a href="#">View</a>

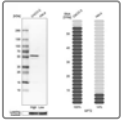


### Anti-GPSM1 antibody produced in rabbit

**Synonym(s):** Anti-AGS3, Anti-DKFZP727I051, Anti-G-Protein Signaling Modulator 1

## All Photos (2)


Product No.	Clonality	Application	Species Reactivity	Citations	SDS
<a href="#">HPA042199</a>	polyclonal	IF, IHC	human	9	<a href="#">View</a>




### Anti-GPT2 antibody produced in rabbit

**Synonym(s):** Anti-ALT2, Anti-glutamic pyruvate transaminase (alanine aminotransferase) 2

## All Photos (5)



Product No.	Clonality	Application	Species Reactivity	Citations	SDS
<a href="#">HPA051514</a>	polyclonal	IHC	human	2	 <a href="#">View</a>

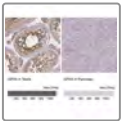


### Anti-GPT antibody produced in rabbit

**Synonym(s):** Anti-ALT1, Anti-GPT1, Anti-PSD-95, Anti-PSD95, Anti-SAP-90, Anti-SAP90, Anti-glutamic-pyruvate transaminase (alanine aminotransferase)



## All Photos (14)


Product No.	Clonality	Application	Species Reactivity	Citations	SDS
<a href="#">HPA031060</a>	polyclonal	IHC	human	1	 <a href="#">View</a>
<a href="#">HPA031059</a>	polyclonal	IHC	mouse, human, rat	5	 <a href="#">View</a>



### Anti-GPX4 antibody produced in rabbit

## All Photos (9)


Product No.	Clonality	Application	Species Reactivity	Citations	SDS
<a href="#">HPA058546</a>	polyclonal	IF, IHC	human		 <a href="#">View</a>
<a href="#">HPA047224</a>	polyclonal	IHC	human		 <a href="#">View</a>



### Anti-GRAP antibody produced in rabbit


**Synonym(s):** Anti-GRB2-Related Adaptor Protein

## All Photos (3)

Product No.	Clonality	Application	Species Reactivity	Citations	SDS
<a href="#">HPA066654</a>	polyclonal	IF	human		<a href="#">View</a>
<a href="#">HPA046595</a>	polyclonal	IHC	human		 <a href="#">View</a>




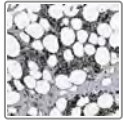
### Anti-GRAP2 antibody produced in rabbit



[Photos \(4\)](#)

**Synonym(s):** Anti-Adapter protein GRID antibody produced in rabbit, Anti-GADS protein antibody produced in rabbit, Anti-GRB-2-like protein antibody produced in rabbit, Anti-GRB2-related adapter protein 2 antibody produced in rabbit, Anti-GRB2L antibody produced in rabbit, Anti-GRBLG antibody produced in rabbit, Anti-GRBX antibody produced in rabbit, Anti-Grf-40 antibody produced in rabbit, Anti-Grf40 adapter protein antibody produced in rabbit, Anti-Growth factor receptor-binding protein antibody produced in rabbit, Anti-Hematopoietic cell-associated adapter protein GrpL antibody produced in rabbit, Anti-P38 antibody produced in rabbit

Product No.	Clonality	Application	Species Reactivity	Citations	SDS
<a href="#">HPA005788</a>	polyclonal	IHC	human	2	 <a href="#">View</a>

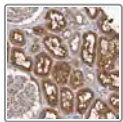


[All Photos \(2\)](#)

### Anti-GRASP antibody produced in rabbit

**Synonym(s):** Anti-Grp1 (general receptor for phosphoinositides 1)-associated scaffold protein

Product No.	Clonality	Application	Species Reactivity	Citations	SDS
<a href="#">HPA062028</a>	polyclonal	IF	human		<a href="#">View</a>
<a href="#">HPA040664</a>	polyclonal	IHC	human		<a href="#">View</a>



[All Photos \(2\)](#)

### Anti-GRB10 antibody produced in rabbit



**Synonym(s):** Anti-growth factor receptor-bound protein 10

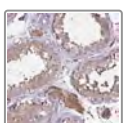
Product No.	Clonality	Application	Species Reactivity	Citations	SDS
<a href="#">HPA031818</a>	polyclonal	IF	human		<a href="#">View</a>
<a href="#">HPA027502</a>	polyclonal	IHC	human		<a href="#">View</a>



[All Photos \(4\)](#)

### Anti-GRB2 antibody produced in rabbit

Product No.	Clonality	Application	Species Reactivity	Citations	SDS
<a href="#">HPA030749</a>	polyclonal	IF	human		 <a href="#">View</a>
<a href="#">HPA030750</a>	polyclonal	IF	human		 <a href="#">View</a>



[All Photos \(1\)](#)

### Anti-GRB14 antibody produced in rabbit

Product No.	Clonality	Application	Species Reactivity	Citations	SDS
<a href="#">HPA035053</a>	polyclonal	IHC	human		<a href="#">View</a>

Product No.	Clonality	Application	Species Reactivity	Citations	SDS
-------------	-----------	-------------	--------------------	-----------	-----



### Anti-GRB7 antibody produced in rabbit

[All Photos](#) (1)

Product No.	Clonality	Application	Species Reactivity	Citations	SDS
-------------	-----------	-------------	--------------------	-----------	-----

<a href="#">HPA057084</a>	polyclonal	IHC	human		<a href="#">View</a>
---------------------------	------------	-----	-------	--	----------------------



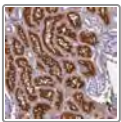
### Anti-GRHPR antibody produced in rabbit

**Synonym(s):** Anti-Glyoxylate reductase/hydroxypyruvate reductase

[All Photos](#) (6)

Product No.	Clonality	Application	Species Reactivity	Citations	SDS
-------------	-----------	-------------	--------------------	-----------	-----

<a href="#">HPA022971</a>	polyclonal	IF, IHC	human	4	<a href="#">View</a>
---------------------------	------------	---------	-------	---	----------------------



### Anti-GRID2IP antibody produced in rabbit

**Synonym(s):** Anti-Glutamate Receptor, Ionotropic, Delta 2 (Grid2) Interacting Protein

[All Photos](#) (2)

Product No.	Clonality	Application	Species Reactivity	Citations	SDS
-------------	-----------	-------------	--------------------	-----------	-----


<a href="#">HPA045381</a>	polyclonal	IHC	human	1	
---------------------------	------------	-----	-------	---	--



## All **Anti-GRIK2 antibody produced in rabbit**

**Photos** (4) **Synonym(s):** Anti-EAA4, Anti-Excitatory amino acid receptor 4, Anti-GluR-6, Anti-GluR6, Anti-Glutamate receptor 6, Anti-Glutamate receptor, ionotropic kainate 2 precursor


Product No.	Clonality	Application	Species Reactivity	Citations	SDS
<a href="#">HPA014395</a>	polyclonal	IHC	human	5	<a href="#">View</a>
<a href="#">HPA014623</a>	polyclonal	IHC	human, mouse, rat	5	<a href="#">View</a>



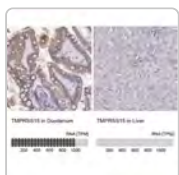
## **Anti-GRIPAP1 antibody produced in rabbit**

**Synonym(s):** Anti-GRASP-1 antibody produced in rabbit, Anti-GRIP1-associated protein 1 antibody produced in rabbit

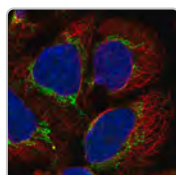
All **Photos** (6)

Product No.	Clonality	Application	Species Reactivity	Citations	SDS
<a href="#">HPA000282</a>	polyclonal	IHC	human		<a href="#">View</a>
<a href="#">HPA000615</a>	polyclonal	IF, IHC	human	4	 <a href="#">View</a>

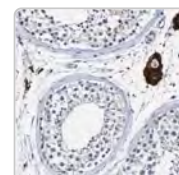
## Recommended Products



Sigma-Aldrich  
**HPA072934**  
Anti-TMPRSS15



Sigma-Aldrich  
**HPA061396**  
Anti-AARS2  
antibody...



Sigma-Aldrich  
**HPA010972**  
Anti-VMA21  
antibody...

[View Price and Availability](#)



[View Price and Availability](#)


[View Price and Availability](#)



## Anti-GRK1 antibody produced in rabbit

[All Photos](#) (10)


Product No.	Clonality	Application	Species Reactivity	Citations	SDS
<a href="#">HPA059376</a>	polyclonal	IHC	human		 <a href="#">View</a>
<a href="#">HPA035200</a>	polyclonal	IHC	human		 <a href="#">View</a>

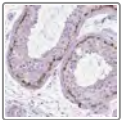


## Anti-GRK6 antibody produced in rabbit

**Synonym(s):** Anti-G protein-coupled receptor kinase 6, Anti-G protein-coupled receptor kinase GRK6

[All Photos](#) (4)

Product No.	Clonality	Application	Species Reactivity	Citations	SDS
<a href="#">HPA018903</a>	polyclonal	IF, IHC	human	6	 <a href="#">View</a>
<a href="#">HPA015327</a>	polyclonal	IHC	human	6	<a href="#">View</a>

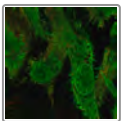


## Anti-GRK4 antibody produced in rabbit

**Synonym(s):** Anti-GPRK2L, Anti-GPRK4

[All Photos](#) (3)

Product No.	Clonality	Application	Species Reactivity	Citations	SDS
<a href="#">HPA028737</a>	polyclonal	IF	human		<a href="#">View</a>
<a href="#">HPA057023</a>	polyclonal	IHC	human		<a href="#">View</a>



## Anti-GRK5 antibody produced in rabbit

[All Photos](#) (1)

Product No.	Clonality	Application	Species Reactivity	Citations	SDS
<a href="#">HPA046838</a>	polyclonal	IF	human		<a href="#">View</a>




## Anti-GRM6 antibody produced in rabbit

[All Photos](#) (1)

Product No.	Clonality	Application	Species Reactivity	Citations	SDS
<a href="#">HPA014511</a>	polyclonal	IHC	human		<a href="#">View</a>

Product No. Clonality Application Species Reactivity Citations SDS



### Anti-GRPEL1 antibody produced in rabbit

**Synonym(s):** Anti-FLJ25609, Anti-GrpE-like 1, mitochondrial (*E. coli*), Anti-HMGE

[All Photos](#) (7)

Product No. Clonality Application Species Reactivity Citations SDS

[HPA036647](#)

polyclonal

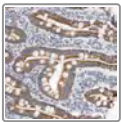
IF, IHC

rat, mouse, human

3



[View](#)



### Anti-GRPEL2 antibody produced in rabbit

**Synonym(s):** Anti-GrpE protein homolog 2, mitochondrial, Anti-Mt-GrpE#2, Anti-GrpE protein homolog 2, mitochondrial precursor

[All Photos](#) (9)

Product No. Clonality Application Species Reactivity Citations SDS

[HPA023211](#)

polyclonal

IF, IHC

mouse, rat, human

6

[View](#)

[HPA018173](#)

polyclonal

IF, IHC

human

6

[View](#)



### Anti-GRTP1 antibody produced in rabbit

**Synonym(s):** Anti-FLJ22474, Anti-TBC1D6

[All Photos](#) (1)

Product No. Clonality Application Species Reactivity Citations SDS

[HPA046201](#)

polyclonal

IHC

human

[View](#)



### Anti-GSK3A antibody produced in rabbit

**Synonym(s):** Anti-glycogen synthase kinase 3  $\alpha$

[All Photos](#) (2)

Product No. Clonality Application Species Reactivity Citations SDS

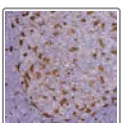
[HPA028423](#)

polyclonal

IHC

human

[View](#)



### Anti-GSN antibody produced in rabbit

[All Photos](#) (5)

Product No. Clonality Application Species Reactivity Citations SDS

[HPA054026](#)

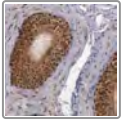
polyclonal

IHC

human

1

[View](#)



## Anti-GSR antibody produced in rabbit

**Synonym(s):** Anti-GR antibody produced in rabbit, Anti-GRase antibody produced in rabbit, Anti-Glutathione reductase, mitochondrial precursor antibody produced in rabbit

[All Photos](#) (1)



Product No.	Clonality	Application	Species Reactivity	Citations	SDS
<a href="#">HPA001538</a>	polyclonal	IHC	human	1	<a href="#">View</a>

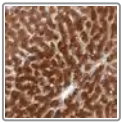


## Anti-GSS antibody produced in rabbit

**Synonym(s):** Anti-glutathione synthetase

[All Photos](#) (20)

Product No.	Clonality	Application	Species Reactivity	Citations	SDS
<a href="#">HPA059315</a>	polyclonal	IF, IHC	human		 <a href="#">View</a>
<a href="#">HPA054508</a>	polyclonal	IF, IHC	human	1	 <a href="#">View</a>



## Anti-GSTA1 antibody produced in rabbit

**Synonym(s):** Anti-GST class- $\alpha$  member 3 antibody produced in rabbit, Anti-Glutathione S-transferase A3 antibody produced in rabbit, Anti-Glutathione S-transferase A3-3 antibody produced in rabbit

[All Photos](#) (6)


Product No.	Clonality	Application	Species Reactivity	Citations	SDS
<a href="#">HPA004342</a>	polyclonal	IHC	human	3	<a href="#">View</a>
<a href="#">HPA053817</a>	polyclonal	IF, IHC	human		<a href="#">View</a>
<a href="#">HPA048934</a>	polyclonal	IHC	human		<a href="#">View</a>



## Anti-GSTK1 antibody produced in rabbit

**Synonym(s):** Anti-GST 13-13, Anti-GST class-kappa, Anti-GSTK1-1, Anti-Glutathione S-transferase kappa 1, Anti-Glutathione S-transferase subunit 13, Anti-hGSTK1

[All Photos](#) (11)

Product No.	Clonality	Application	Species Reactivity	Citations	SDS
<a href="#">HPA006311</a>	polyclonal	IHC	human	4	 <a href="#">View</a>
<a href="#">HPA022904</a>	polyclonal	IF, IHC	human	5	<a href="#">View</a>



## Anti-GSTM1 antibody produced in rabbit

**Synonym(s):** Anti-GST1, Anti-H-B, Anti-MU

## All Photos (8)


Product No.	Clonality	Application	Species Reactivity	Citations	SDS
<a href="#">HPA048652</a>	polyclonal	IHC	human		<a href="#">View</a>
<a href="#">HPA055973</a>	polyclonal	IF, IHC	human		<a href="#">View</a>
<a href="#">HPA055972</a>	polyclonal	IF, IHC	human		<a href="#">View</a>



### Anti-GSTM3 antibody produced in rabbit

**Synonym(s):** Anti-Glutathione s-transferase mu 3 (brain), Anti-Gst5

## All Photos (5)

Product No.	Clonality	Application	Species Reactivity	Citations	SDS
<a href="#">HPA035190</a>	polyclonal	IHC	human		 <a href="#">View</a>



### Anti-GSTO2 antibody produced in rabbit

**Synonym(s):** Anti-glutathione S-transferase omega 2

## All Photos (6)

Product No.	Clonality	Application	Species Reactivity	Citations	SDS
<a href="#">HPA048141</a>	polyclonal	IF, IHC	human	4	<a href="#">View</a>



### Anti-GSTT2B antibody produced in rabbit

## All Photos (2)

Product No.	Clonality	Application	Species Reactivity	Citations	SDS
<a href="#">HPA000750</a>	polyclonal	IHC	human	4	<a href="#">View</a>




### Anti-GSTZ1 antibody produced in rabbit

**Synonym(s):** Anti-GSTZ1-1 antibody produced in rabbit, Anti-Glutathione S-transferase  $\zeta$  1 antibody produced in rabbit, Anti-MAAI antibody produced in rabbit, Anti-Maleylacetoacetate isomerase antibody produced in rabbit

## All Photos (6)


Product No.	Clonality	Application	Species Reactivity	Citations	SDS
<a href="#">HPA004701</a>	polyclonal	IF, IHC	human	3	<a href="#">View</a>



### Anti-GTPBP10 antibody produced in rabbit

**Synonym(s):** Anti-GTP-binding protein 10, Anti-ObgH2, Anti-Protein obg homolog 2

[All Photos](#) (6)

Product No.	Clonality	Application	Species Reactivity	Citations	SDS
<a href="#">HPA021076</a>	polyclonal	IHC	human	3	 <a href="#">View</a>

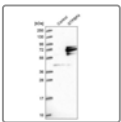


### Anti-GTPBP6 antibody produced in rabbit

**Synonym(s):** Anti-GTP binding protein 6 (putative)

[All Photos](#) (1)


Product No.	Clonality	Application	Species Reactivity	Citations	SDS
<a href="#">HPA035467</a>	polyclonal	IHC	human		<a href="#">View</a>



### Anti-GTPBP4 antibody produced in rabbit

**Synonym(s):** Anti-Crfg, Anti-Flj10686, Anti-Flj10690, Anti-Gtp binding protein 4, Anti-Ngb, Anti-Nog1

[All Photos](#) (4)

Product No.	Clonality	Application	Species Reactivity	Citations	SDS
<a href="#">HPA056468</a>	polyclonal	IF	human		<a href="#">View</a>
<a href="#">HPA039618</a>	polyclonal	IF, IHC	human		 <a href="#">View</a>

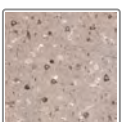


### Anti-GTPBP1 antibody produced in rabbit

**Synonym(s):** Anti-GP-1, Anti-GTP binding protein 1, Anti-HSPC018

[All Photos](#) (6)

Product No.	Clonality	Application	Species Reactivity	Citations	SDS
<a href="#">HPA064702</a>	polyclonal	IF, IHC	human		<a href="#">View</a>
<a href="#">HPA003166</a>	polyclonal	IHC	human	2	<a href="#">View</a>



### Anti-GTPBP8 antibody produced in rabbit

**Synonym(s):** Anti-GTP-binding protein 8 (putative), Anti-HSPC135

[All Photos](#) (3)

Product No.	Clonality	Application	Species Reactivity	Citations	SDS
<a href="#">HPA058631</a>	polyclonal	IF	human		<a href="#">View</a>
<a href="#">HPA034831</a>	polyclonal	IF, IHC	human	1	<a href="#">View</a>

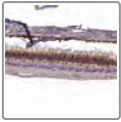


## Anti-GTPBP2 antibody produced in rabbit

**Synonym(s):** Anti-GTP binding protein 2

[All Photos](#) (6)

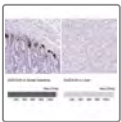
Product No.	Clonality	Application	Species Reactivity	Citations	SDS
<a href="#">HPA031418</a>	polyclonal	IF	human		<a href="#">View</a>
<a href="#">HPA031419</a>	polyclonal	IF, IHC	human	1	<a href="#">View</a>



## Anti-GUCA1A antibody produced in rabbit

[All Photos](#) (4)


Product No.	Clonality	Application	Species Reactivity	Citations	SDS
<a href="#">HPA005561</a>	polyclonal	IHC	human		<a href="#">View</a>




## Anti-GUCA2A antibody produced in rabbit

**Synonym(s):** Anti-Gap-I, Anti-Guanylate cyclase activator 2A, Anti-Guanylate cyclase-activating protein 1, Anti-Guanylin precursor

[All Photos](#) (4)

Product No.	Clonality	Application	Species Reactivity	Citations	SDS
<a href="#">HPA018215</a>	polyclonal	IHC, WB	human	9	 <a href="#">View</a>



## Anti-GUCA1B antibody produced in rabbit

**Synonym(s):** GCAP2, RP48

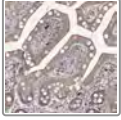
[All Photos](#) (2)

Product No.	Clonality	Application	Species Reactivity	Citations	SDS
<a href="#">HPA055479</a>	polyclonal	IHC, WB	human		

## All Photos (2) **Anti-GUCA1C antibody produced in rabbit**

**Synonym(s):** Anti-Gcap3, Anti-Guanylate cyclase activator 1c

Product No.	Clonality	Application	Species Reactivity	Citations	SDS
<a href="#">HPA041597</a>	polyclonal	IF, IHC	human	3	<a href="#">View</a>



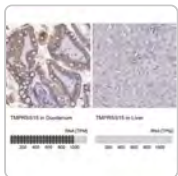
## **Anti-GUCY2C antibody produced in rabbit**

**Synonym(s):** Anti-GUC2C, Anti-Guanylate cyclase 2C (heat stable enterotoxin receptor), Anti-STAR

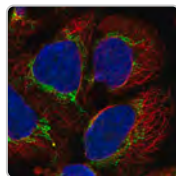
## All Photos (4)

Product No.	Clonality	Application	Species Reactivity	Citations	SDS
<a href="#">HPA037655</a>	polyclonal	IHC	human	6	<a href="#">View</a>

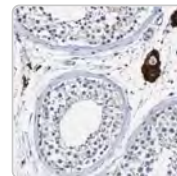
## Recommended Products



Sigma-Aldrich  
**HPA072934**  
Anti-TMPRSS15



Sigma-Aldrich  
**HPA061396**  
Anti-AARS2  
antibody...

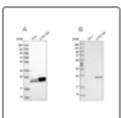


Sigma-Aldrich  
**HPA010972**  
Anti-VMA21  
antibody...

[View Price and Availability](#)

[View Price and Availability](#)

[View Price and Availability](#)




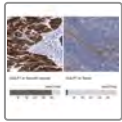
## **Anti-GUK1 antibody produced in rabbit**

**Synonym(s):** Anti-guanylate kinase 1

## All Photos (5)




Product No.	Clonality	Application	Species Reactivity	Citations	SDS
<a href="#">HPA048587</a>	polyclonal	IHC	human		<a href="#">View</a>

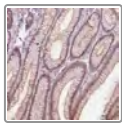


### Anti-GULP1 antibody produced in rabbit

**Synonym(s):** Anti-Cell death protein 6 homolog, Anti-GULP, Anti-PTB domain adapter protein CED-6, Anti-PTB domain-containing engulfment adapter protein 1

[All Photos](#) (5)

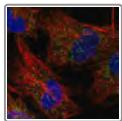
Product No.	Clonality	Application	Species Reactivity	Citations	SDS
<a href="#">HPA020587</a>	polyclonal	IF, IHC	human, rat, mouse	6	 <a href="#">View</a>



### Anti-GXYLT2 antibody produced in rabbit

[All Photos](#) (2)

Product No.	Clonality	Application	Species Reactivity	Citations	SDS
<a href="#">HPA068429</a>	polyclonal	IF, IHC	human		<a href="#">View</a>

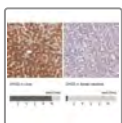


### Anti-GYG1 antibody produced in rabbit

**Synonym(s):** Anti-GYG, Anti-glycogenin 1

[All Photos](#) (2)


Product No.	Clonality	Application	Species Reactivity	Citations	SDS
<a href="#">HPA030497</a>	polyclonal	IF	human		<a href="#">View</a>



### Anti-GYG2 antibody produced in rabbit

**Synonym(s):** Anti-GN-2 antibody produced in rabbit, Anti-GN2 antibody produced in rabbit, Anti-Glycogenin-2 antibody produced in rabbit, Anti-GN-2

[All Photos](#) (7)

Product No.	Clonality	Application	Species Reactivity	Citations	SDS
<a href="#">HPA005495</a>	polyclonal	IHC	human	5	<a href="#">View</a>
<a href="#">HPA064686</a>	polyclonal	IF, IHC	human		<a href="#">View</a>



### Anti-GYS2 antibody produced in rabbit

**Synonym(s):** Anti-Glycogen synthase 2 (liver)

[All Photos](#) (2)

Product No.	Clonality	Application	Species Reactivity	Citations	SDS
<a href="#">HPA039482</a>	polyclonal	IHC	human	1	<a href="#">View</a>

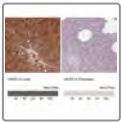


### Anti-GYS1 antibody produced in rabbit

**Synonym(s):** Anti-GSY, Anti-GYS

[All Photos](#) (3)



Product No.	Clonality	Application	Species Reactivity	Citations	SDS
<a href="#">HPA041598</a>	polyclonal	IF, IHC	human		<a href="#">View</a>

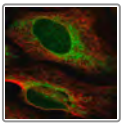


### Anti-HAAO antibody produced in rabbit

**Synonym(s):** Anti-3-hydroxyanthranilate 3,4-dioxygenase

[All Photos](#) (14)

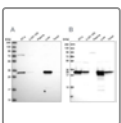
Product No.	Clonality	Application	Species Reactivity	Citations	SDS
<a href="#">HPA036394</a>	polyclonal	IHC	human		<a href="#">View</a>
<a href="#">HPA042024</a>	polyclonal	IHC	human		<a href="#">View</a>



### Anti-HACD3 antibody produced in rabbit


[All Photos](#) (1)

Product No.	Clonality	Application	Species Reactivity	Citations	SDS
<a href="#">HPA060347</a>	polyclonal	IF	human		<a href="#">View</a>



### Anti-HADH antibody produced in rabbit

[All Photos](#) (2)


Product No.	Clonality	Application	Species Reactivity	Citations	SDS
<a href="#">HPA043888</a>	polyclonal	IF	human		<a href="#">View</a>

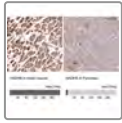


### Anti-HADHA antibody produced in rabbit

**Synonym(s):** Anti-78 kDa gastrin-binding protein, Anti-TP-alpha, Anti-Trifunctional enzyme subunit alpha, mitochondrial precursor

[All Photos](#) (9)




Product No.	Clonality	Application	Species Reactivity	Citations	SDS
<a href="#">HPA056070</a>	polyclonal	IF	human		<a href="#">View</a>
<a href="#">HPA015536</a>	polyclonal	IF, IHC	mouse, human	1	 <a href="#">View</a>

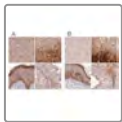


### Anti-HADHB antibody produced in rabbit

**Synonym(s):** Anti-Hydroxyacyl-CoA dehydrogenase/3-ketoacyl-CoA thiolase/enoyl-CoA hydratase (trifunctional protein),  $\beta$  subunit, Anti-MTPB

#### All Photos (12)



Product No.	Clonality	Application	Species Reactivity	Citations	SDS
<a href="#">HPA066099</a>	polyclonal	IF	human		 <a href="#">View</a>
<a href="#">HPA037539</a>	polyclonal	IHC	human, rat, mouse	1	 <a href="#">View</a>
<a href="#">HPA037540</a>	polyclonal	IHC	human		 <a href="#">View</a>



### Anti-HAL antibody produced in rabbit

**Synonym(s):** Anti-HIS, Anti-Histidine ammonia-lyase

#### All Photos (11)


Product No.	Clonality	Application	Species Reactivity	Citations	SDS
<a href="#">HPA038547</a>	polyclonal	IHC	human	3	 <a href="#">View</a>
<a href="#">HPA038548</a>	polyclonal	IHC	human		 <a href="#">View</a>

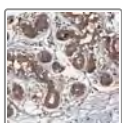


### Anti-HAO1 antibody produced in rabbit

**Synonym(s):** Anti-GOX, Anti-GOX1, Anti-hydroxyacid oxidase (glycolate oxidase) 1

#### All Photos (6)

Product No.	Clonality	Application	Species Reactivity	Citations	SDS
<a href="#">HPA049552</a>	polyclonal	IHC	human	1	 <a href="#">View</a>



### Anti-HAPLN3 antibody produced in rabbit

**Synonym(s):** Anti-Exld1, Anti-Hst19883, Anti-Hyaluronan and proteoglycan link protein 3

#### All Photos (2)



Product No.	Clonality	Application	Species Reactivity	Citations	SDS
<a href="#">HPA039237</a>	polyclonal	IF, IHC	human		<a href="#">View</a>

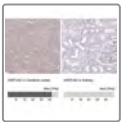


## Anti-HAPLN1 antibody produced in rabbit

**Synonym(s):** Anti-Cartilage link protein, Anti-Hyaluronan and proteoglycan link protein 1, Anti-LP, Anti-Proteoglycan link protein


[All Photos](#) (17)

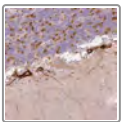
Product No.	Clonality	Application	Species Reactivity	Citations	SDS
<a href="#">HPA019105</a>	polyclonal	IF, IHC	human	5	 <a href="#">View</a>
<a href="#">HPA019482</a>	polyclonal	IHC	human	3	 <a href="#">View</a>



## Anti-HAPLN2 antibody produced in rabbit

[All Photos](#) (6)

Product No.	Clonality	Application	Species Reactivity	Citations	SDS
<a href="#">HPA045765</a>	polyclonal	IHC	human		 <a href="#">View</a>



## Anti-HAPLN4 antibody produced in rabbit

**Synonym(s):** Anti-BRAL2, Anti-KIAA1926, Anti-hyaluronan and proteoglycan link protein 4

[All Photos](#) (1)


Product No.	Clonality	Application	Species Reactivity	Citations	SDS
<a href="#">HPA055856</a>	polyclonal	IHC	human		<a href="#">View</a>



## Anti-HAS3 antibody produced in rabbit

**Synonym(s):** Anti-Hyaluronan synthase 3

[All Photos](#) (4)

Product No.	Clonality	Application	Species Reactivity	Citations	SDS
<a href="#">HPA031554</a>	polyclonal	IHC	human		 <a href="#">View</a>



## Anti-HBEGF antibody produced in rabbit

**Synonym(s):** Anti-DTR, Anti-DTS, Anti-HEGFL, Anti-heparin-binding EGF-like growth factor

[All Photos](#) (4)

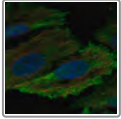
Product No.	Clonality	Application	Species Reactivity	Citations	SDS
<a href="#">HPA053243</a>	polyclonal	IHC	human	2	<a href="#">View</a>



### Anti-HCCS antibody produced in rabbit

[All Photos](#) (4)

Product No.	Clonality	Application	Species Reactivity	Citations	SDS
<a href="#">HPA002946</a>	polyclonal	IF, IHC	mouse, human, rat	2	<a href="#">View</a>



### Anti-HCK antibody produced in rabbit

[All Photos](#) (1)

Product No.	Clonality	Application	Species Reactivity	Citations	SDS
<a href="#">HPA063768</a>	polyclonal	IF	human		<a href="#">View</a>




### Anti-HCLS1 antibody produced in rabbit

**Synonym(s):** Anti-Hematopoietic cell-specific LYN substrate 1, Anti-Hematopoietic lineage cell-specific protein, Anti-LckBP1, Anti-p75

[All Photos](#) (1)

Product No.	Clonality	Application	Species Reactivity	Citations	SDS
<a href="#">HPA019143</a>	polyclonal	IHC	human	6	<a href="#">View</a>

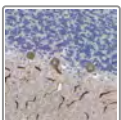


### Anti-HCRTR2 antibody produced in rabbit

**Synonym(s):** Anti-OX2R

[All Photos](#) (1)

Product No.	Clonality	Application	Species Reactivity	Citations	SDS
<a href="#">HPA054516</a>	polyclonal	IHC	human	1	<a href="#">View</a>

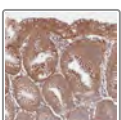


### Anti-HCRTR1 antibody produced in rabbit

**Synonym(s):** Anti-Hypocretin receptor type 1, Anti-Orexin receptor type 1, Anti-Ox1r

[All Photos](#) (1)

Product No.	Clonality	Application	Species Reactivity	Citations	SDS
<a href="#">HPA014018</a>	polyclonal	IHC	human	6	<a href="#">View</a>



### Anti-HDC antibody produced in rabbit

**Synonym(s):** Anti-Histidine decarboxylase

## All Photos (3)




Product No.	Clonality	Application	Species Reactivity	Citations	SDS
<a href="#">HPA038891</a>	polyclonal	IHC	human	5	<a href="#">View</a>

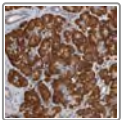


### Anti-HDHD3 antibody produced in rabbit

**Synonym(s):** Anti-Haloacid dehalogenase-like hydrolase domain-containing protein 3

## All Photos (16)

Product No.	Clonality	Application	Species Reactivity	Citations	SDS
<a href="#">HPA024585</a>	polyclonal	IF, IHC	human		 <a href="#">View</a>
<a href="#">HPA024158</a>	polyclonal	IHC	human	1	 <a href="#">View</a>
<a href="#">HPA020427</a>	polyclonal	IF, IHC	human	1	 <a href="#">View</a>



### Anti-HDLBP antibody produced in rabbit

**Synonym(s):** Anti-HDL-binding protein antibody produced in rabbit, Anti-High density lipoprotein-binding protein antibody produced in rabbit, Anti-Vigilin antibody produced in rabbit

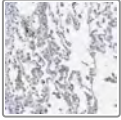
## All Photos (2)

Product No.	Clonality	Application	Species Reactivity	Citations	SDS
<a href="#">HPA004189</a>	polyclonal	IF, IHC	human	4	<a href="#">View</a>

## All Photos (3) **Anti-HEBP1 antibody produced in rabbit**

**Synonym(s):** Anti-HBP, Anti-HEBP, Anti-heme binding protein 1

Product No.	Clonality	Application	Species Reactivity	Citations	SDS
<a href="#">HPA075277</a>	polyclonal	IF	human		<a href="#">View</a>
<a href="#">HPA056417</a>	polyclonal	IF, IHC	human		<a href="#">View</a>



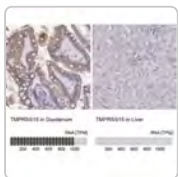
## **Anti-HEG1 antibody produced in rabbit**

**Synonym(s):** Anti-Protein HEG homolog 1 precursor

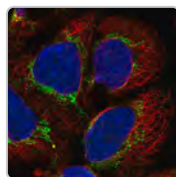
## All Photos (4)

Product No.	Clonality	Application	Species Reactivity	Citations	SDS
<a href="#">HPA011559</a>	polyclonal	IHC	human	3	<a href="#">View</a>

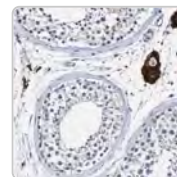
## Recommended Products



Sigma-Aldrich  
**HPA072934**  
Anti-TMPRSS15



Sigma-Aldrich  
**HPA061396**  
Anti-AARS2  
antibody...



Sigma-Aldrich  
**HPA010972**  
Anti-VMA21  
antibody...

[View Price and Availability](#)

[View Price and Availability](#)

[View Price and Availability](#)

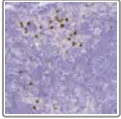


## Anti-HEPH antibody produced in rabbit

**Synonym(s):** Anti-Hephaestin

[All Photos](#) (1)

Product No.	Clonality	Application	Species Reactivity	Citations	SDS
<a href="#">HPA005824</a>	polyclonal	IHC	human	2	<a href="#">View</a>

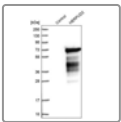


## Anti-HERC1 antibody produced in rabbit

**Synonym(s):** Anti-HECT and RLD domain containing E3 ubiquitin protein ligase family member 1, Anti-p532, Anti-p619

[All Photos](#) (1)


Product No.	Clonality	Application	Species Reactivity	Citations	SDS
<a href="#">HPA049749</a>	polyclonal	IHC	human	1	<a href="#">View</a>



## Anti-HERPUD2 antibody produced in rabbit

**Synonym(s):** Anti-Homocysteine-responsive endoplasmic reticulum-resident ubiquitin-like domain member 2 protein

[All Photos](#) (3)

Product No.	Clonality	Application	Species Reactivity	Citations	SDS
<a href="#">HPA076087</a>	polyclonal	IF	human		<a href="#">View</a>
<a href="#">HPA015630</a>	polyclonal	IHC	human		 <a href="#">View</a>

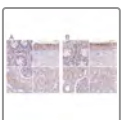


## Anti-HERPUD1 antibody produced in rabbit

**Synonym(s):** Anti-Herp, Anti-Homocysteine-inducible, endoplasmic reticulum stress-inducible, ubiquitin-like domain member 1, Anti-Kiaa0025, Anti-Mif1, Anti-Sup

[All Photos](#) (3)

Product No.	Clonality	Application	Species Reactivity	Citations	SDS
<a href="#">HPA041219</a>	polyclonal	IHC	human		<a href="#">View</a>
<a href="#">HPA040754</a>	polyclonal	IHC	human		<a href="#">View</a>






## Anti-HEXB antibody produced in rabbit

**Synonym(s):** Anti-hexosaminidase B (beta polypeptide)

[All Photos](#) (12)




Product No.	Clonality	Application	Species Reactivity	Citations	SDS
<a href="#">HPA056010</a>	polyclonal	IHC	human		<a href="#">View</a>
<a href="#">HPA055409</a>	polyclonal	IHC	human		<a href="#">View</a>

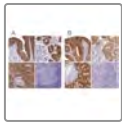


### Anti-HFE antibody produced in rabbit

**Synonym(s):** Anti-HLA-H, Anti-Hereditary hemochromatosis protein precursor

[All Photos](#) (7)



Product No.	Clonality	Application	Species Reactivity	Citations	SDS
<a href="#">HPA017276</a>	polyclonal	IHC	human	1	 <a href="#">View</a>
<a href="#">HPA053470</a>	polyclonal	IHC	human		<a href="#">View</a>

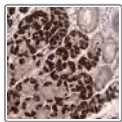


### Anti-HGD antibody produced in rabbit

**Synonym(s):** Anti-AKU, Anti-HGO

[All Photos](#) (19)

Product No.	Clonality	Application	Species Reactivity	Citations	SDS
<a href="#">HPA047374</a>	polyclonal	IHC	human	3	 <a href="#">View</a>
<a href="#">HPA052359</a>	polyclonal	IF, IHC	human		 <a href="#">View</a>

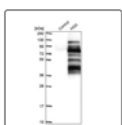


### Anti-HGF antibody produced in rabbit

**Synonym(s):** Anti-DFNB39, Anti-F-TCF, Anti-HGFB, Anti-HPTA, Anti-hepatocyte growth factor (hepapoietin A; scatter factor)

[All Photos](#) (1)


Product No.	Clonality	Application	Species Reactivity	Citations	SDS
<a href="#">HPA044088</a>	polyclonal	IHC	human	3	<a href="#">View</a>




### Anti-HGS antibody produced in rabbit

**Synonym(s):** Anti-Hepatocyte growth factor-regulated tyrosine kinase substrate, Anti-Hrs, Anti-Protein pp110, Anti-Hepatocyte growth factor-regulated tyrosine kinase substrate antibody produced in rabbit, Anti-Hrs antibody produced in rabbit, Anti-Protein pp110 antibody produced in rabbit

[All Photos](#) (9)

Product No.	Clonality	Application	Species Reactivity	Citations	SDS
<a href="#">HPA007728</a>	polyclonal	IF, IHC	human	4	<a href="#">View</a>
<a href="#">HPA004872</a>	polyclonal	IF, IHC	human	2	 <a href="#">View</a>

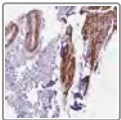


## Anti-HHAT antibody produced in rabbit

**Synonym(s):** Anti-FLJ10724, Anti-GUP2, Anti-MART-2, Anti-MART2, Anti-Skn, Anti-hedgehog acyltransferase, Anti-rasp, Anti-sit, Anti-ski

[All Photos](#) (2)

Product No.	Clonality	Application	Species Reactivity	Citations	SDS
<a href="#">HPA016462</a>	polyclonal	IF, IHC	human		<a href="#">View</a>



## Anti-HHIPL1 antibody produced in rabbit

[All Photos](#) (1)



Product No.	Clonality	Application	Species Reactivity	Citations	SDS
<a href="#">HPA052767</a>	polyclonal	IHC	human	1	<a href="#">View</a>



## Anti-HIBADH antibody produced in rabbit

**Synonym(s):** Anti-3-hydroxyisobutyrate dehydrogenase, mitochondrial, Anti-HIBADH

[All Photos](#) (14)



Product No.	Clonality	Application	Species Reactivity	Citations	SDS
<a href="#">HPA019522</a>	polyclonal	IHC	human		 <a href="#">View</a>
<a href="#">HPA021002</a>	polyclonal	IHC	human	3	 <a href="#">View</a>



## Anti-HIBCH antibody produced in rabbit

**Synonym(s):** Anti-3-hydroxyisobutyryl-CoA hydrolase

[All Photos](#) (17)


Product No.	Clonality	Application	Species Reactivity	Citations	SDS
<a href="#">HPA036540</a>	polyclonal	IF, IHC	human		 <a href="#">View</a>
<a href="#">HPA036541</a>	polyclonal	IF, IHC	human	3	 <a href="#">View</a>



## Anti-HINT2 antibody produced in rabbit

**Synonym(s):** Anti-HINT-2, Anti-HINT-3, Anti-HIT-17kDa, Anti-Histidine triad nucleotide-binding protein 2, Anti-PKCI-1-related HIT protein

[All Photos](#) (13)

Product No.	Clonality	Application	Species Reactivity	Citations	SDS
<a href="#">HPA059109</a>	polyclonal	IF, IHC	human		<a href="#">View</a>
<a href="#">HPA020961</a>	polyclonal	IF, IHC	human	3	<a href="#">View</a>



### Anti-HIPK4 antibody produced in rabbit

**Synonym(s):** Anti-Homeodomain-interacting protein kinase 4

[All Photos](#) (1)

Product No.	Clonality	Application	Species Reactivity	Citations	SDS
<a href="#">HPA027733</a>	polyclonal	IHC	human		<a href="#">View</a>

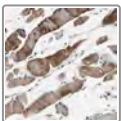


### Anti-HIPK1 antibody produced in rabbit

**Synonym(s):** Anti-Homeodomain-interacting protein kinase 1

[All Photos](#) (2)

Product No.	Clonality	Application	Species Reactivity	Citations	SDS
<a href="#">HPA016664</a>	polyclonal	IF, IHC	human	2	<a href="#">View</a>

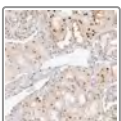


### Anti-HIPK2 antibody produced in rabbit

**Synonym(s):** Anti-Homeodomain-interacting protein kinase 2, Anti-hHIPk2

[All Photos](#) (1)

Product No.	Clonality	Application	Species Reactivity	Citations	SDS
<a href="#">HPA007611</a>	polyclonal	IHC	human	4	<a href="#">View</a>

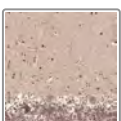


### Anti-HIPK3 antibody produced in rabbit

**Synonym(s):** Anti-DYRK6, Anti-FIST3, Anti-PKY, Anti-YAK1, Anti-hPrp18, Anti-homeodomain interacting protein kinase 3

[All Photos](#) (2)

Product No.	Clonality	Application	Species Reactivity	Citations	SDS
<a href="#">HPA028069</a>	polyclonal	IF, IHC	human	4	<a href="#">View</a>




### Anti-HIVEP3 antibody produced in rabbit

**Synonym(s):** Anti-FLJ16752, Anti-KBP-1, Anti-KBP1, Anti-KIAA1555, Anti-KRC, Anti-SHN3, Anti-Schnurri-3, Anti-ZAS3, Anti-ZNF40C, Anti-human immunodeficiency virus type I enhancer binding protein 3

[All Photos](#) (5)



Product No.	Clonality	Application	Species Reactivity	Citations	SDS
<a href="#">HPA005728</a>	polyclonal	IF, IHC	human	4	<a href="#">View</a>

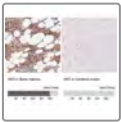


### Anti-HK1 antibody produced in rabbit

**Synonym(s):** Anti-Brain form hexokinase antibody produced in rabbit, Anti-HK I antibody produced in rabbit, Anti-Hexokinase type I antibody produced in rabbit, Anti-Hexokinase-1 antibody produced in rabbit, Anti-Brain form hexokinase, Anti-HK I, Anti-Hexokinase type I, Anti-Hexokinase-1, hexokinase 1


[All Photos](#) (7)

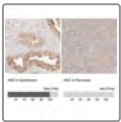
Product No.	Clonality	Application	Species Reactivity	Citations	SDS
<a href="#">HPA007044</a>	polyclonal	IHC	human	5	 <a href="#">View</a>
<a href="#">HPA007043</a>	polyclonal	IHC	mouse, human, rat	5	 <a href="#">View</a>
<a href="#">HPA011956</a>	polyclonal	IHC	human	2	<a href="#">View</a>



### Anti-HK3 antibody produced in rabbit

[All Photos](#) (4)


Product No.	Clonality	Application	Species Reactivity	Citations	SDS
<a href="#">HPA056743</a>	polyclonal	IHC	human	1	 <a href="#">View</a>

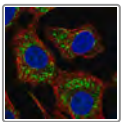


### Anti-HK2 antibody produced in rabbit

**Synonym(s):** Anti-hexokinase 2

[All Photos](#) (4)

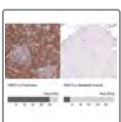
Product No.	Clonality	Application	Species Reactivity	Citations	SDS
<a href="#">HPA028587</a>	polyclonal	IHC	human	5	 <a href="#">View</a>



### Anti-HKDC1 antibody produced in rabbit

[All Photos](#) (2)


Product No.	Clonality	Application	Species Reactivity	Citations	SDS
<a href="#">HPA064198</a>	polyclonal	IF	human		<a href="#">View</a>
<a href="#">HPA064230</a>	polyclonal	IF	human		<a href="#">View</a>




### Anti-HM13 antibody produced in rabbit

**All**  
**Photos** (7)

**Synonym(s):** Anti-H13, Anti-Histocompatibility (Minor) 13, Anti-IMP1, Anti-IMPAS, Anti-PSENL3, Anti-PSL3, Anti-SPP, Anti-dJ324O17.1


Product No.	Clonality	Application	Species Reactivity	Citations	SDS
<a href="#">HPA056062</a>	polyclonal	IF	human		<a href="#">View</a>
<a href="#">HPA045089</a>	polyclonal	IHC, WB	human		<a href="#">View</a>

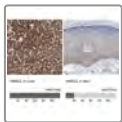


**Anti-HMBS antibody produced in rabbit**

**Synonym(s):** Anti-Hydroxymethylbilane synthase antibody produced in rabbit, Anti-PBG-D antibody produced in rabbit, Anti-Porphobilinogen deaminase antibody produced in rabbit, Anti-Pre-uroporphyrinogen synthase antibody produced in rabbit, Anti-PBGD, Anti-PORC, Anti-UPS

**All**  
**Photos** (10)


Product No.	Clonality	Application	Species Reactivity	Citations	SDS
<a href="#">HPA006114</a>	polyclonal	IHC	rat, mouse, human	3	<a href="#">View</a>
<a href="#">HPA050659</a>	polyclonal	IF, IHC	human		<a href="#">View</a>

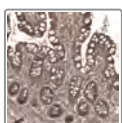


**Anti-HMGCL antibody produced in rabbit**

**Synonym(s):** Anti-3-Hydroxy-3-methylglutarate-CoA lyase antibody produced in rabbit, Anti-HL antibody produced in rabbit, Anti-HMG-CoA lyase antibody produced in rabbit, Anti-Hydroxymethylglutaryl-CoA lyase, mitochondrial precursor antibody produced in rabbit

**All**  
**Photos** (4)

Product No.	Clonality	Application	Species Reactivity	Citations	SDS
<a href="#">HPA004727</a>	polyclonal	IHC	human	6	 <a href="#">View</a>



**Anti-HMGCR antibody produced in rabbit**

**Synonym(s):** Anti-3-Hydroxy-3-methylglutaryl-CoA reductase

**All Photos** (4)

Product No.	Clonality	Application	Species Reactivity	Citations	SDS
<a href="#">HPA008338</a>	polyclonal	IHC	human	7	<a href="#">View</a>



**Anti-HMGCS1 antibody produced in rabbit**

**Synonym(s):** Anti-3-hydroxy-3-methylglutaryl-CoA synthase 1 (soluble), Anti-HMGCS

**All Photos** (7)

Product No.	Clonality	Application	Species Reactivity	Citations	SDS
<a href="#">HPA036914</a>	polyclonal	IHC	human		<a href="#">View</a>
<a href="#">HPA036913</a>	polyclonal	IHC	human		<a href="#">View</a>

**Product No.**

**Clonality**

**Application**



**Species Reactivity**

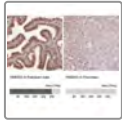
**Citations**

**SDS**

---

## All Photos (15) **Anti-HMGCS2 antibody produced in rabbit**


Product No.	Clonality	Application	Species Reactivity	Citations	SDS
<a href="#">HPA027423</a>	polyclonal	IHC	human	1	 <a href="#">View</a>
<a href="#">HPA027442</a>	polyclonal	IF, IHC	human	1	 <a href="#">View</a>



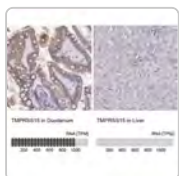
### **Anti-HMGN3**

**Synonym(s):** TRIP7

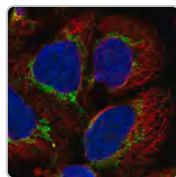
## All Photos (3)

Product No.	Clonality	Application	Species Reactivity	Citations	SDS
<a href="#">HPA063572</a>	polyclonal	IHC	human		 <a href="#">View</a>

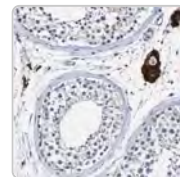
## Recommended Products



Sigma-Aldrich  
**HPA072934**  
Anti-TMPRSS15



Sigma-Aldrich  
**HPA061396**  
Anti-AARS2  
antibody...



Sigma-Aldrich  
**HPA010972**  
Anti-VMA21  
antibody...

[View Price and Availability](#)

[View Price and Availability](#)


[View Price and Availability](#)



### **Anti-HMGN3 antibody produced in rabbit**

**Synonym(s):** Anti-High mobility group nucleosome-binding domain-containing protein 3, Anti-TRIP-7, Anti-Thyroid receptor-interacting protein 7

## All Photos (4)


Product No.	Clonality	Application	Species Reactivity	Citations	SDS
<a href="#">HPA027971</a>	polyclonal	IF, IHC	human		 <a href="#">View</a>



### Anti-HMOX1 antibody produced in rabbit

**Synonym(s):** Anti-HO-1 antibody produced in rabbit, Anti-Heme oxygenase 1 antibody produced in rabbit

## All Photos (6)


Product No.	Clonality	Application	Species Reactivity	Citations	SDS
<a href="#">HPA000635</a>	polyclonal	IHC	human	8	 <a href="#">View</a>



### Anti-HNF4A antibody produced in rabbit

**Synonym(s):** Anti-HNF-4- $\alpha$  antibody produced in rabbit, Anti-Hepatocyte nuclear factor 4- $\alpha$  antibody produced in rabbit, Anti-Transcription factor 14 antibody produced in rabbit, Anti-Transcription factor HNF-4 antibody produced in rabbit

## All Photos (7)

Product No.	Clonality	Application	Species Reactivity	Citations	SDS
<a href="#">HPA004712</a>	polyclonal	IF, IHC	human	11	 <a href="#">View</a>




### Anti-HOGA1 antibody produced in rabbit

**Synonym(s):** Anti-4-hydroxy-2-oxoglutarate aldolase 1, Anti-C10orf65, Anti-DHDPS2, Anti-DHDPSL, Anti-FLJ37472, Anti-NPL2

## All Photos (1)

Product No.	Clonality	Application	Species Reactivity	Citations	SDS
<a href="#">HPA039466</a>	polyclonal	IHC	human		<a href="#">View</a>



### Anti-HOOK3 antibody produced in rabbit

**Synonym(s):** Anti-Protein Hook homolog 3, Anti-hHK3

## All Photos (2)

Product No.	Clonality	Application	Species Reactivity	Citations	SDS
<a href="#">HPA024756</a>	polyclonal	IHC	human	5	<a href="#">View</a>





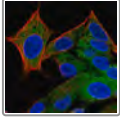
### Anti-HOOK1 antibody produced in rabbit

**Synonym(s):** Anti-Protein Hook homolog 1, Anti-h-hook1, Anti-hHK1



## All Photos (18)

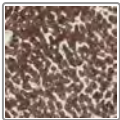
Product No.	Clonality	Application	Species Reactivity	Citations	SDS
<a href="#">HPA018537</a>	polyclonal	IHC	rat, mouse, human	6	 <a href="#">View</a>
<a href="#">HPA018820</a>	polyclonal	IHC	rat, human	4	 <a href="#">View</a>



### Anti-HPCAL4 antibody produced in rabbit

## All Photos (1)

Product No.	Clonality	Application	Species Reactivity	Citations	SDS
<a href="#">HPA053808</a>	polyclonal	IF	human		<a href="#">View</a>

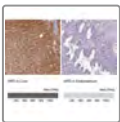


### Anti-H6PD antibody produced in rabbit

**Synonym(s):** Anti-6PGL] antibody produced in rabbit, Anti-GDH/6PGL endoplasmic bifunctional protein precursor [Includes: Glucose 1-dehydrogenase antibody produced in rabbit, Anti-Hexose-6-phosphate dehydrogenase); 6-phosphogluconolactonase antibody produced in rabbit

## All Photos (5)



Product No.	Clonality	Application	Species Reactivity	Citations	SDS
<a href="#">HPA005440</a>	polyclonal	IHC	human, mouse	5	<a href="#">View</a>
<a href="#">HPA004824</a>	polyclonal	IHC	rat, mouse, human	6	<a href="#">View</a>




### Anti-HPD antibody produced in rabbit

**Synonym(s):** Anti-4-HPPD, Anti-4-hydroxyphenylpyruvate dioxygenase, Anti-4HPPD, Anti-GLOD3, Anti-PPD

## All Photos (15)

Product No.	Clonality	Application	Species Reactivity	Citations	SDS
<a href="#">HPA038322</a>	polyclonal	IHC	mouse, rat, human	2	 <a href="#">View</a>
<a href="#">HPA038321</a>	polyclonal	IHC	human		 <a href="#">View</a>



### Anti-HPDL antibody produced in rabbit

**Synonym(s):** Anti-4-HPPD-L, Anti-4-hydroxyphenylpyruvate dioxygenase-like, Anti-GLOXD1, Anti-MGC15668

## All Photos (3)

Product No.	Clonality	Application	Species Reactivity	Citations	SDS
<a href="#">HPA057346</a>	polyclonal	IF	human		<a href="#">View</a>



Product No.	Clonality	Application	Species Reactivity	Citations	SDS
<a href="#">HPA031997</a>	polyclonal	IF, WB	human		<a href="#">View</a>

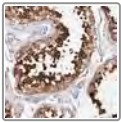


### Anti-HPGD antibody produced in rabbit

**Synonym(s):** Anti-15-Hydroxyprostaglandin dehydrogenase [NAD+] antibody produced in rabbit, Anti-PGDH antibody produced in rabbit, Anti-Prostaglandin dehydrogenase 1 antibody produced in rabbit

[All Photos](#) (15)

Product No.	Clonality	Application	Species Reactivity	Citations	SDS
<a href="#">HPA005679</a>	polyclonal	IF, IHC	human	7	 <a href="#">View</a>
<a href="#">HPA004919</a>	polyclonal	IHC	human	1	 <a href="#">View</a>

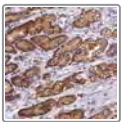


### Anti-HPS1 antibody produced in rabbit

**Synonym(s):** Anti-HPS

[All Photos](#) (1)

Product No.	Clonality	Application	Species Reactivity	Citations	SDS
<a href="#">HPA061260</a>	polyclonal	IHC	human	2	<a href="#">View</a>

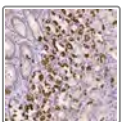


### Anti-HPS6 antibody produced in rabbit

**Synonym(s):** Anti-FLJ22501, Anti-Hermansky-Pudlak syndrome 6

[All Photos](#) (2)

Product No.	Clonality	Application	Species Reactivity	Citations	SDS
<a href="#">HPA040687</a>	polyclonal	IHC	human		<a href="#">View</a>




### Anti-HPS4 antibody produced in rabbit

**Synonym(s):** Anti-KIAA1667, Anti-LE

[All Photos](#) (2)


Product No.	Clonality	Application	Species Reactivity	Citations	SDS
<a href="#">HPA050189</a>	polyclonal	IF, IHC	human		<a href="#">View</a>

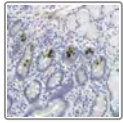


### Anti-HPS3 antibody produced in rabbit

**Synonym(s):** Anti-Hermansky-Pudlak Syndrome 3, Anti-SUTAL

[All Photos](#) (3)

Product No.	Clonality	Application	Species Reactivity	Citations	SDS
<a href="#">HPA052778</a>	polyclonal	IF	human		<a href="#">View</a>
<a href="#">HPA046281</a>	polyclonal	IHC	human		 <a href="#">View</a>

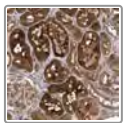


### Anti-HRH2 antibody produced in rabbit

**Synonym(s):** Anti-Gastric receptor I, Anti-H2R, Anti-Histamine H2 receptor

[All Photos](#) (4)

Product No.	Clonality	Application	Species Reactivity	Citations	SDS
<a href="#">HPA013770</a>	polyclonal	IHC	human	2	<a href="#">View</a>

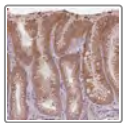


### Anti-HS1BP3 antibody produced in rabbit

**Synonym(s):** Anti-EB3, Anti-FLJ14249, Anti-HCLS1 binding protein 3, Anti-HS1-BP3, Anti-RP3

[All Photos](#) (2)

Product No.	Clonality	Application	Species Reactivity	Citations	SDS
<a href="#">HPA035050</a>	polyclonal	IF, IHC	human		<a href="#">View</a>



### Anti-HSBP1L1 antibody produced in rabbit

**Synonym(s):** Anti-FLJ10967, Anti-MGC189743, Anti-heat shock factor binding protein 1-like 1

[All Photos](#) (2)

Product No.	Clonality	Application	Species Reactivity	Citations	SDS
<a href="#">HPA048273</a>	polyclonal	IF, IHC	human		<a href="#">View</a>



### Anti-HSCB antibody produced in rabbit

**Synonym(s):** Anti-Co-chaperone protein HscB, mitochondrial, Anti-DnaJ homolog subfamily C member 20, Anti-Hsc20

[All Photos](#) (3)



Product No.	Clonality	Application	Species Reactivity	Citations	SDS
<a href="#">HPA031518</a>	polyclonal	IF	human		<a href="#">View</a>
<a href="#">HPA018447</a>	polyclonal	IHC	human	10	<a href="#">View</a>

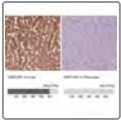


### Anti-HSD17B1 antibody produced in rabbit

**Synonym(s):** Anti-17-beta-HSD 1, Anti-17-beta-hydroxysteroid dehydrogenase type 1, Anti-20 alpha-hydroxysteroid dehydrogenase, Anti-20-alpha-HSD, Anti-E2DH, Anti-Estradiol 17-beta-dehydrogenase 1, Anti-Placental 17-beta-hydroxysteroid dehydrogenase, Anti-EDH17B2, Anti-EDHB17, Anti-HSD17, Anti-MGC138140, Anti-SDR28C1

## All Photos (13)


Product No.	Clonality	Application	Species Reactivity	Citations	SDS
<a href="#">HPA021032</a>	polyclonal	IF, IHC	human	5	 <a href="#">View</a>
<a href="#">HPA065296</a>	polyclonal	IHC	human		 <a href="#">View</a>

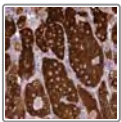


### Anti-HSD11B1 antibody produced in rabbit

**Synonym(s):** Anti-HSD11, Anti-HSD11B, Anti-SDR26C1, Anti-hydroxysteroid (11-beta) dehydrogenase 1

## All Photos (6)

Product No.	Clonality	Application	Species Reactivity	Citations	SDS
<a href="#">HPA047729</a>	polyclonal	IHC	human	1	 <a href="#">View</a>



### Anti-HSD3B1 antibody produced in rabbit

**Synonym(s):** Anti-HSD3B, Anti-HSDB3, Anti-SDR11E1

## All Photos (3)


Product No.	Clonality	Application	Species Reactivity	Citations	SDS
<a href="#">HPA044028</a>	polyclonal	IHC	human		<a href="#">View</a>
<a href="#">HPA043261</a>	polyclonal	IHC	human		<a href="#">View</a>
<a href="#">HPA043264</a>	polyclonal	IHC	human	7	<a href="#">View</a>



### Anti-HSD17B12 antibody produced in rabbit

**Synonym(s):** Anti-17-beta-HSD 12, Anti-17-beta-hydroxysteroid dehydrogenase 12, Anti-3-ketoacyl-CoA reductase, Anti-Estradiol 17-beta-dehydrogenase 12, Anti-KAR

## All Photos (4)


Product No.	Clonality	Application	Species Reactivity	Citations	SDS
<a href="#">HPA016427</a>	polyclonal	IHC	human	1	 <a href="#">View</a>

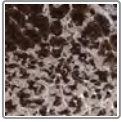


### Anti-HSD17B13 antibody produced in rabbit

**Synonym(s):** Anti-SCDR9, Anti-SDR16C3, Anti-hydroxysteroid (17-β) dehydrogenase 13

## All Photos (6)

Product No.	Clonality	Application	Species Reactivity	Citations	SDS
<a href="#">HPA029125</a>	polyclonal	IF, IHC	human	3	 <a href="#">View</a>



### Anti-HSD17B14 antibody produced in rabbit

**Synonym(s):** Anti-17-beta-hydroxysteroid dehydrogenase 14, Anti-17-beta-hydroxysteroid dehydrogenase DHRS10, Anti-Dehydrogenase/reductase SDR family member 10, Anti-Retinal short-chain dehydrogenase/reductase retSDR3

[All Photos](#) (2)



Product No.	Clonality	Application	Species Reactivity	Citations	SDS
<a href="#">HPA021467</a>	polyclonal	IHC	human	4	<a href="#">View</a>



### Anti-HSD17B2 antibody produced in rabbit

**Synonym(s):** Anti-HSD17, Anti-Hydroxysteroid (17-beta) dehydrogenase 2, Anti-SDR9C2

[All Photos](#) (11)



Product No.	Clonality	Application	Species Reactivity	Citations	SDS
<a href="#">HPA021826</a>	polyclonal	IF, IHC	human	1	 <a href="#">View</a>
<a href="#">HPA050235</a>	polyclonal	IHC	human		 <a href="#">View</a>

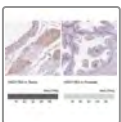


### Anti-HSD11B2 antibody produced in rabbit

**Synonym(s):** Anti-SDR9C3

[All Photos](#) (14)


Product No.	Clonality	Application	Species Reactivity	Citations	SDS
<a href="#">HPA056385</a>	polyclonal	IF, IHC	human		 <a href="#">View</a>
<a href="#">HPA042186</a>	polyclonal	IHC	human		 <a href="#">View</a>



### Anti-HSD17B3 antibody produced in rabbit

**Synonym(s):** Anti-SDR12C2

[All Photos](#) (3)




Product No.	Clonality	Application	Species Reactivity	Citations	SDS
<a href="#">HPA056833</a>	polyclonal	IHC	human		 <a href="#">View</a>

All

## Anti-HSD17B4 antibody produced in rabbit

Photos (25)

**Synonym(s):** Anti-17-beta-HSD 4, Anti-17-beta-hydroxysteroid dehydrogenase 4, Anti-D-bifunctional protein, Anti-DBP, Anti-MFE-2, Anti-Peroxisomal multifunctional enzyme type 2


Product No.	Clonality	Application	Species Reactivity	Citations	EV	SDS
<a href="#">HPA021302</a>	polyclonal	IF, IHC	human	2		<a href="#">View</a>
<a href="#">HPA021479</a>	polyclonal	IHC	human	5		<a href="#">View</a>
<a href="#">HPA021311</a>	polyclonal	IF, IHC	mouse, human, rat	2		<a href="#">View</a>



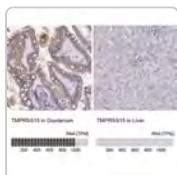
## Anti-HSD17B6 antibody produced in rabbit

**Synonym(s):** Anti-HSE, Anti-RODH, Anti-SDR9C6

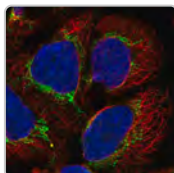
All Photos (4)

Product No.	Clonality	Application	Species Reactivity	Citations	EV	SDS
<a href="#">HPA059141</a>	polyclonal	IHC	human	6		<a href="#">View</a>

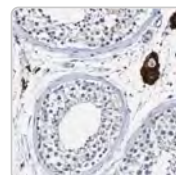
## Recommended Products



Sigma-Aldrich  
**HPA072934**  
Anti-TMPRSS15



Sigma-Aldrich  
**HPA061396**  
Anti-AARS2  
antibody...



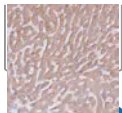
Sigma-Aldrich  
**HPA010972**  
Anti-VMA21  
antibody...

[View Price and Availability](#)

[View Price and Availability](#)

[View Price and Availability](#)

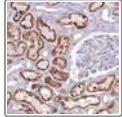
## Anti-HSD17B7 antibody produced in rabbit



**Synonym(s):** Anti-PRAP, Anti-SDR37C1, Anti-hydroxysteroid (17-beta) dehydrogenase 7

[All Photos](#) (4)

Product No.	Clonality	Application	Species Reactivity	Citations	SDS
<a href="#">HPA047496</a>	polyclonal	IHC	human		<a href="#">View</a>

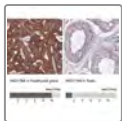


### Anti-HSD3B7 antibody produced in rabbit

**Synonym(s):** Anti-C(27)-3BETA-HSD, Anti-SDR11E3, Anti-hydroxy-delta-5-steroid dehydrogenase, 3 beta- and steroid delta-isomerase 7

[All Photos](#) (6)


Product No.	Clonality	Application	Species Reactivity	Citations	SDS
<a href="#">HPA060847</a>	polyclonal	IF	human		<a href="#">View</a>
<a href="#">HPA050521</a>	polyclonal	IF, IHC	human		<a href="#">View</a>

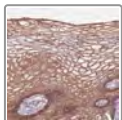


### Anti-HSD17B8 antibody produced in rabbit

**Synonym(s):** Anti-D6s2245e, Anti-Fabgl, Anti-H2-ke6, Anti-Hke6, Anti-Hydroxysteroid (17-β) dehydrogenase 8, Anti-Ke6, Anti-Ring2, Anti-Sdr30c1

[All Photos](#) (4)

Product No.	Clonality	Application	Species Reactivity	Citations	SDS
<a href="#">HPA042132</a>	polyclonal	IHC	human		<a href="#">View</a>

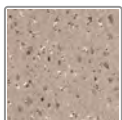


### Anti-HSPA14 antibody produced in rabbit

**Synonym(s):** Anti-HSP70-4, Anti-HSP70L1, Anti-heat shock 70kDa protein 14

[All Photos](#) (2)

Product No.	Clonality	Application	Species Reactivity	Citations	SDS
<a href="#">HPA046180</a>	polyclonal	IHC	human		<a href="#">View</a>



### Anti-HSPA13 antibody produced in rabbit

**Synonym(s):** Anti-Microsomal stress 70 protein ATPase core, Anti-STCH antibody produced in rabbit, Anti-Stress 70 protein chaperone microsome-associated 60 kDa protein precursor

[All Photos](#) (4)

Product No.	Clonality	Application	Species Reactivity	Citations	SDS
<a href="#">HPA014797</a>	polyclonal	IHC	human	4	<a href="#">View</a>

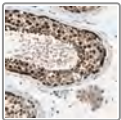


### Anti-HSPA6 antibody produced in rabbit

**Synonym(s):** Anti-CSIG, Anti-DKFZP564M182, Anti-HSPA7, Anti-L12, Anti-PBK1, Anti-heat shock 70kDa protein 7 (HSP70B)

[All Photos](#) (5)

Product No.	Clonality	Application	Species Reactivity	Citations	SDS
<a href="#">HPA028549</a>	polyclonal	IHC	human	4	<a href="#">View</a>

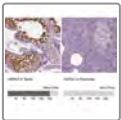


### Anti-HSPA4 antibody produced in rabbit

**Synonym(s):** Anti-HSP70RY, Anti-Heat shock 70 kDa protein 4, Anti-Heat shock 70-related protein APG-2

[All Photos](#) (4)


Product No.	Clonality	Application	Species Reactivity	Citations	SDS
<a href="#">HPA010023</a>	polyclonal	IF, IHC	human, mouse, rat	5	<a href="#">View</a>



### Anti-HSPA2 antibody produced in rabbit

**Synonym(s):** Anti-Heat shock 70 kDa protein 2 antibody produced in rabbit, Anti-Heat shock-related 70 kDa protein 2 antibody produced in rabbit

[All Photos](#) (8)

Product No.	Clonality	Application	Species Reactivity	Citations	SDS
<a href="#">HPA000798</a>	polyclonal	IHC	human, rat, mouse	13	 <a href="#">View</a>

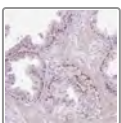


### ANTI-HSPA9 antibody produced in rabbit

**Synonym(s):** Anti-GRP 75, Anti-Glucose-regulated protein, 75 kDa, Anti-HSPA9, Anti-HSPA9B, Anti-MOT, Anti-Mortalin, Anti-PBP74, Anti-Peptide-binding protein 74, Anti-Stress-70 protein, mitochondrial precursor

[All Photos](#) (7)

Product No.	Clonality	Application	Species Reactivity	Citations	SDS
<a href="#">HPA000898</a>	polyclonal	IF, IHC	rat, human, mouse	6	<a href="#">View</a>



### Anti-HSPA1A antibody produced in rabbit

[All Photos](#) (6)

Product No.	Clonality	Application	Species Reactivity	Citations	SDS
<a href="#">HPA052504</a>	polyclonal	IF, IHC	human	1	<a href="#">View</a>






### Anti-HSPA12A antibody produced in rabbit

**Synonym(s):** Anti-Heat shock 70 kDa protein 12A

[All Photos](#) (3)

Product No.	Clonality	Application	Species Reactivity	Citations	SDS
<a href="#">HPA073244</a>	polyclonal	IF	human		<a href="#">View</a>
<a href="#">HPA011273</a>	polyclonal	IHC	human	3	<a href="#">View</a>



### Anti-HSPA12B antibody produced in rabbit

**Synonym(s):** Anti-Heat shock 70 kDa protein 12B

[All Photos](#) (6)




Product No.	Clonality	Application	Species Reactivity	Citations	SDS
<a href="#">HPA015639</a>	polyclonal	IHC	human	3	<a href="#">View</a>
<a href="#">HPA013659</a>	polyclonal	IHC	human, rat, mouse	2	<a href="#">View</a>

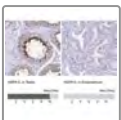


### Anti-HSP90AB1 antibody produced in rabbit

**Synonym(s):** HSPC2, HSPCB

[All Photos](#) (14)


Product No.	Clonality	Application	Species Reactivity	Citations	SDS
<a href="#">HPA072606</a>	polyclonal	IHC, WB	human		 <a href="#">View</a>
<a href="#">HPA074351</a>	polyclonal	IHC, WB	human		 <a href="#">View</a>
<a href="#">HPA055729</a>	polyclonal	IF	human		 <a href="#">View</a>

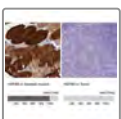


### Anti-HSPA1L antibody produced in rabbit

**Synonym(s):** Anti-HSP70-HOM, Anti-Heat Shock 70kda Protein 1-Like, Anti-hum70t



[All Photos](#) (7)

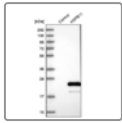
Product No.	Clonality	Application	Species Reactivity	Citations	SDS
<a href="#">HPA043285</a>	polyclonal	IHC	human, rat, mouse		 <a href="#">View</a>



### Anti-HSPB6 antibody produced in rabbit

[All Photos](#) (8)


Product No.	Clonality	Application	Species Reactivity	Citations	SDS
<a href="#">HPA054811</a>	polyclonal	IHC	human		<a href="#">View</a>
<a href="#">HPA044153</a>	polyclonal	IHC	human		<a href="#">View</a>




### Anti-HSPB11 antibody produced in rabbit

**Synonym(s):** Anti-C1orf41, Anti-CD16, Anti-CD16a, Anti-FCG3, Anti-FCGR3, Anti-HSPCO34, Anti-PP25, Anti-heat shock protein family B (small), member 11

[All Photos](#) (3)


Product No.	Clonality	Application	Species Reactivity	Citations	SDS
<a href="#">HPA030140</a>	polyclonal	IF, IHC	human		<a href="#">View</a>

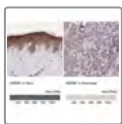


### Anti-HSPB8 antibody produced in rabbit

**Synonym(s):** Anti-Alpha-crystallin C chain, Anti-E2-induced gene 1 protein, Anti-Heat shock protein beta-8, Anti-HspB8, Anti-Protein kinase H11, Anti-Small stress protein-like protein HSP22

[All Photos](#) (6)


Product No.	Clonality	Application	Species Reactivity	Citations	SDS
<a href="#">HPA015876</a>	polyclonal	IF, IHC	human	5	




### Anti-HSPB1 antibody produced in rabbit

**Synonym(s):** Anti-28 kDa heat shock protein, Anti-Estrogen-regulated 24 kDa protein, Anti-HSP 27, Anti-Heat shock 27 kDa protein, Anti-Heat shock protein beta-1, Anti-HspB1, Anti-SRP27, Anti-Stress-responsive protein 27

[All Photos](#) (4)


Product No.	Clonality	Application	Species Reactivity	Citations	SDS
<a href="#">HPA000497</a>	polyclonal	IHC	human	2	



### Anti-HSPB7 antibody produced in rabbit

**Synonym(s):** Anti-cvHSP, Anti-heat shock 27kDa protein family, member 7 (cardiovascular)

[All Photos](#) (3)



Product No.	Clonality	Application	Species Reactivity	Citations	SDS
<a href="#">HPA027639</a>	polyclonal	IF, IHC	human		<a href="#">View</a>

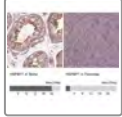


### Anti-HSP90B1 antibody produced in rabbit

**Synonym(s):** GP96, GRP94, TRA1


## All Photos (17)


Product No.	Clonality	Application	Species Reactivity	Citations	SDS
<a href="#">HPA003901</a>	polyclonal	IF, IHC	human	4	 <a href="#">View</a>
<a href="#">HPA008424</a>	polyclonal	IF, IHC	mouse, human	3	 <a href="#">View</a>



### Anti-HSPBP1 antibody produced in rabbit

## All Photos (4)



Product No.	Clonality	Application	Species Reactivity	Citations	SDS
<a href="#">HPA071444</a>	polyclonal	IHC	human		 <a href="#">View</a>



### Anti-HSPD1 antibody produced in rabbit

**Synonym(s):** Anti-60 kDa chaperonin antibody produced in rabbit, Anti-60 kDa heat shock protein, mitochondrial precursor antibody produced in rabbit, Anti-CPN60 antibody produced in rabbit, Anti-HSP-60 antibody produced in rabbit, Anti-Heat shock protein 60 antibody produced in rabbit, Anti-Hsp60 antibody produced in rabbit, Anti-HuCHA60 antibody produced in rabbit, Anti-Mitochondrial matrix protein P1 antibody produced in rabbit, Anti-P60 lymphocyte protein antibody produced in rabbit

## All Photos (7)

Product No.	Clonality	Application	Species Reactivity	Citations	SDS
<a href="#">HPA050025</a>	polyclonal	IF	human		 <a href="#">View</a>
<a href="#">HPA001523</a>	polyclonal	IF, IHC	rat, mouse, human	5	 <a href="#">View</a>



### Anti-HSPE1 antibody produced in rabbit

**Synonym(s):** Anti-CPN10, Anti-GROES


## All Photos (6)


Product No.	Clonality	Application	Species Reactivity	Citations	SDS
<a href="#">HPA048272</a>	polyclonal	IHC	human		<a href="#">View</a>
<a href="#">HPA038755</a>	polyclonal	IHC	human		<a href="#">View</a>



### Anti-HSPH1 antibody produced in rabbit

## All Photos (2)


Product No.	Clonality	Application	Species Reactivity	Citations	SDS
<a href="#">HPA031569</a>	polyclonal	IF	human		 <a href="#">View</a>

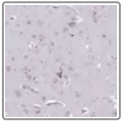


### Anti-HS3ST1 antibody produced in rabbit

**Synonym(s):** Anti-Heparan sulfate 3-O-sulfotransferase 1 antibody produced in rabbit, Anti-Heparan sulfate D-glucosaminyl 3-O-sulfotransferase 1 antibody produced in rabbit, Anti-Heparan sulfate glucosamine 3-O-sulfotransferase 1 precursor antibody produced in rabbit, Anti-h3-OST-1 antibody produced in rabbit

**All Photos** (3)

Product No.	Clonality	Application	Species Reactivity	Citations	SDS
<a href="#">HPA002237</a>	polyclonal	IHC	human	3	 <a href="#">View</a>

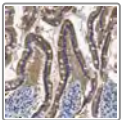


### Anti-HS2ST1 antibody produced in rabbit

**Synonym(s):** Anti-Heparan Sulfate 2-O-Sulfotransferase 1, Anti-KIAA0448

**All Photos** (6)

Product No.	Clonality	Application	Species Reactivity	Citations	SDS
<a href="#">HPA075001</a>	polyclonal	IF	human		<a href="#">View</a>
<a href="#">HPA043603</a>	polyclonal	IHC	human		<a href="#">View</a>
<a href="#">HPA043069</a>	polyclonal	IHC	human		<a href="#">View</a>

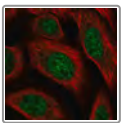


### Anti-HS3ST2 antibody produced in rabbit

**Synonym(s):** Anti-Heparan sulfate 3-O-sulfotransferase 2, Anti-Heparan sulfate D-glucosaminyl 3-O-sulfotransferase 2, Anti-Heparan sulfate glucosamine 3-O-sulfotransferase 2, Anti-h3-OST-2

**All Photos** (1)

Product No.	Clonality	Application	Species Reactivity	Citations	SDS
<a href="#">HPA017736</a>	polyclonal	IHC	human	4	<a href="#">View</a>



### Anti-HS6ST2 antibody produced in rabbit

**All Photos** (2)



Product No.	Clonality	Application	Species Reactivity	Citations	SDS
<a href="#">HPA034626</a>	polyclonal	IF	human		<a href="#">View</a>

All

## Anti-HTATIP2 antibody produced in rabbit

Photos (10)

**Synonym(s):** Anti-30 kDa HIV-1 TAT-interacting protein, Anti-HIV-1 TAT-interactive protein 2, Anti-Oxidoreductase HTATIP2, Anti-30 kDa HIV-1 TAT-interacting protein antibody produced in rabbit, Anti-HIV-1 TAT-interactive protein 2 antibody produced in rabbit, Anti-Oxidoreductase HTATIP2 antibody produced in rabbit

Product No.	Clonality	Application	Species Reactivity	Citations	SDS
<a href="#">HPA024321</a>	polyclonal	IHC	human		 <a href="#">View</a>
<a href="#">HPA006417</a>	polyclonal	IF, IHC	human	5	 <a href="#">View</a>



## Anti-HTR1A antibody produced in rabbit

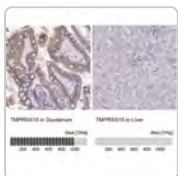
**Synonym(s):** Anti-5-HT-1A, Anti-5-HT1A, Anti-5-Hydroxytryptamine receptor 1A, Anti-G-21, Anti-Serotonin receptor 1A

All

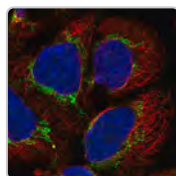
Photos (1)

Product No.	Clonality	Application	Species Reactivity	Citations	SDS
<a href="#">HPA018073</a>	polyclonal	IHC	human	1	<a href="#">View</a>

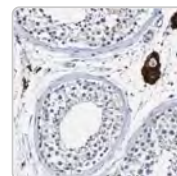
## Recommended Products



Sigma-Aldrich  
**HPA072934**  
Anti-TMPRSS15



Sigma-Aldrich  
**HPA061396**  
Anti-AARS2  
antibody...

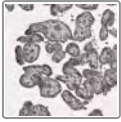


Sigma-Aldrich  
**HPA010972**  
Anti-VMA21  
antibody...

[View Price and Availability](#)

[View Price and Availability](#)

[View Price and Availability](#)

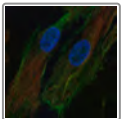


## Anti-HTRA3 antibody produced in rabbit

**Synonym(s):** Anti-High-temperature requirement factor A3, Anti-Pregnancy-related serine protease, Anti-Probable serine protease HTRA3

**All Photos** (5)

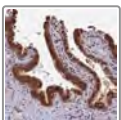
Product No.	Clonality	Application	Species Reactivity	Citations	SDS
<a href="#">HPA063810</a>	polyclonal	IF	human		<a href="#">View</a>
<a href="#">HPA021187</a>	polyclonal	IHC	human	4	<a href="#">View</a>



## Anti-HTRA1 antibody produced in rabbit

**All Photos** (1)

Product No.	Clonality	Application	Species Reactivity	Citations	SDS
<a href="#">HPA036655</a>	polyclonal	IF, IHC	human	10	<a href="#">View</a>

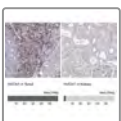


## Anti-HUNK antibody produced in rabbit

**Synonym(s):** Anti-hormonally up-regulated Neu-associated kinase

**All Photos** (3)

Product No.	Clonality	Application	Species Reactivity	Citations	SDS
<a href="#">HPA027295</a>	polyclonal	IF, IHC	human	4	<a href="#">View</a>
<a href="#">HPA027372</a>	polyclonal	IHC	human		<a href="#">View</a>

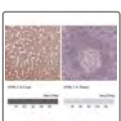


## Anti-HVCN1 antibody produced in rabbit

**Synonym(s):** Anti-Hv1, Anti-Hydrogen voltage-gated channel 1, Anti-MGC15619, Anti-VSOP

**All Photos** (3)


Product No.	Clonality	Application	Species Reactivity	Citations	SDS
<a href="#">HPA039329</a>	polyclonal	IHC	human		<a href="#">View</a>

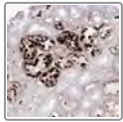


## Anti-HYAL1 antibody produced in rabbit

**Synonym(s):** Anti-Hyal-1, Anti-Hyaluronidase-1 precursor, Anti-Hyaluronoglucosaminidase-1, Anti-LUCA-1

**All Photos** (5)

Product No.	Clonality	Application	Species Reactivity	Citations		SDS
<a href="#">HPA002112</a>	polyclonal	IHC	human	5		<a href="#">View</a>



### Anti-HYAL2 antibody produced in rabbit

**Synonym(s):** Anti-Hyaluronoglucosaminidase 2, Anti-LUCA2, Anti-LuCa-2

[All Photos](#) (3)

Product No.	Clonality	Application	Species Reactivity	Citations		SDS
<a href="#">HPA036436</a>	polyclonal	IHC	human			<a href="#">View</a>

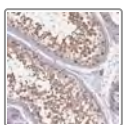


### Anti-HYAL4 antibody produced in rabbit

**Synonym(s):** Anti-hyaluronoglucosaminidase 4

[All Photos](#) (2)

Product No.	Clonality	Application	Species Reactivity	Citations		SDS
<a href="#">HPA029453</a>	polyclonal	IHC, WB	human			<a href="#">View</a>

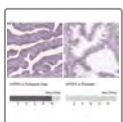


### Anti-HYAL3 antibody produced in rabbit

**Synonym(s):** Anti-LUCA-3, Anti-LUCA14, Anti-Minna14, Anti-hyaluronoglucosaminidase 3


[All Photos](#) (2)

Product No.	Clonality	Application	Species Reactivity	Citations		SDS
<a href="#">HPA049402</a>	polyclonal	IHC	human			<a href="#">View</a>



### Anti-HYDIN antibody produced in rabbit

[All Photos](#) (4)

Product No.	Clonality	Application	Species Reactivity	Citations		SDS
<a href="#">HPA067155</a>	polyclonal	IHC	human	1		<a href="#">View</a>

<a href="#">HPA074129</a>	polyclonal	IF	human			<a href="#">View</a>
---------------------------	------------	----	-------	--	--	----------------------



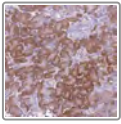
### Anti-HYI antibody produced in rabbit

**Synonym(s):** Anti-Ht036, Anti-Hydroxypyruvate isomerase (putative)

[All Photos](#) (3)

Product No.	Clonality	Application	Species Reactivity	Citations		SDS
<a href="#">HPA040092</a>	polyclonal	IF, IHC	human			<a href="#">View</a>

Product No. Clonality Application Species Reactivity Citations SDS



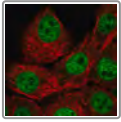
### Anti-HYOU1 antibody produced in rabbit

**Synonym(s):** Anti-Grp170, Anti-HSP12A, Anti-ORP150, Anti-hypoxia up-regulated 1

[All Photos](#) (2)

Product No. Clonality Application Species Reactivity Citations SDS

[HPA049296](#) polyclonal IHC human [View](#)

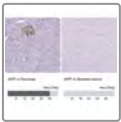


### Anti-IAH1 antibody produced in rabbit

[All Photos](#) (1)

Product No. Clonality Application Species Reactivity Citations SDS

[HPA040523](#) polyclonal IF human [View](#)




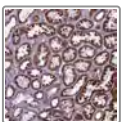
### Anti-IAPP antibody produced in rabbit

**Synonym(s):** Anti-AMYLIN, Anti-DAP, Anti-IAP

[All Photos](#) (5)

Product No. Clonality Application Species Reactivity Citations SDS

[HPA053194](#) polyclonal IHC human 4  [View](#)



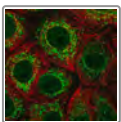
### Anti-ICA1L antibody produced in rabbit

**Synonym(s):** Anti-Als2cr14, Anti-Als2cr15, Anti-Islet cell autoantigen 1,69kda-like

[All Photos](#) (3)

Product No. Clonality Application Species Reactivity Citations SDS

[HPA042507](#) polyclonal IF, IHC human [View](#)



### Anti-ICAM3 antibody produced in rabbit

[All Photos](#) (1)

Product No. Clonality Application Species Reactivity Citations SDS

[HPA049820](#) polyclonal IF human [View](#)



### Anti-IDE antibody produced in rabbit



## All Photos (2)



Product No.	Clonality	Application	Species Reactivity	Citations	SDS
<a href="#">HPA063478</a>	polyclonal	IHC	human		<a href="#">View</a>




### Anti-IDH1 antibody produced in rabbit

**Synonym(s):** Anti-isocitrate dehydrogenase 1 (NADP+), soluble


## All Photos (12)

Product No.	Clonality	Application	Species Reactivity	Citations	SDS
<a href="#">HPA057936</a>	polyclonal	IHC	human	1	 <a href="#">View</a>
<a href="#">HPA035248</a>	polyclonal	IHC	human, mouse, rat	7	 <a href="#">View</a>



### Anti-IDH3A antibody produced in rabbit



## All Photos (2)

Product No.	Clonality	Application	Species Reactivity	Citations	SDS
<a href="#">HPA062971</a>	polyclonal	IF	human		 <a href="#">View</a>



### Anti-IDH3B antibody produced in rabbit

## All Photos (9)



Product No.	Clonality	Application	Species Reactivity	Citations	SDS
<a href="#">HPA054180</a>	polyclonal	IF	human		 <a href="#">View</a>
<a href="#">HPA049387</a>	polyclonal	IF, IHC	human		 <a href="#">View</a>

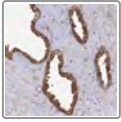


### Anti-IDH3G antibody produced in rabbit

**Synonym(s):** Anti-Isocitrate dehydrogenase [NAD] subunit  $\gamma$ , mitochondrial precursor antibody produced in rabbit, Anti-Isocitric dehydrogenase antibody produced in rabbit, Anti-NAD<sup>+</sup>-specific ICDH antibody produced in rabbit

## All Photos (15)

Product No.	Clonality	Application	Species Reactivity	Citations	SDS
<a href="#">HPA000425</a>	polyclonal	IF, IHC	mouse, rat, human	1	 <a href="#">View</a>
<a href="#">HPA002017</a>	polyclonal	IF, IHC	human, mouse, rat	4	 <a href="#">View</a>

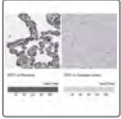


## Anti-IDI1 antibody produced in rabbit

**Synonym(s):** Anti-Isopentenyl-diphosphate  $\delta$  isomerase 1

[All Photos](#) (2)



Product No.	Clonality	Application	Species Reactivity	Citations	SDS
<a href="#">HPA039169</a>	polyclonal	IHC	human		<a href="#">View</a>



## Anti-IDO1 antibody produced in rabbit

**Synonym(s):** IDO, INDO, Indoleamine 2,3-dioxygenase 1, Anti-IDO, Anti-Indoleamine 2,3-dioxygenase, Anti-Indoleamine-pyrrole 2,3-dioxygenase


[All Photos](#) (12)

Product No.	Clonality	Application	Species Reactivity	Citations	SDS
<a href="#">HPA023072</a>	polyclonal	IHC	human	12	 <a href="#">View</a>
<a href="#">HPA027772</a>	polyclonal	IHC	human	2	 <a href="#">View</a>



## Anti-IDUA antibody produced in rabbit

[All Photos](#) (10)

Product No.	Clonality	Application	Species Reactivity	Citations	SDS
<a href="#">HPA054254</a>	polyclonal	IHC	human		 <a href="#">View</a>
<a href="#">HPA046979</a>	polyclonal	IHC	human		<a href="#">View</a>

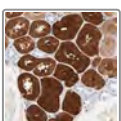


## Anti-IER3IP1 antibody produced in rabbit

**Synonym(s):** Anti-Immediate early response 3-interacting protein 1 antibody produced in rabbit

[All Photos](#) (6)

Product No.	Clonality	Application	Species Reactivity	Citations	SDS
<a href="#">HPA010027</a>	polyclonal	IF, IHC	human	4	<a href="#">View</a>



## Anti-IFIT2 antibody produced in rabbit

**Synonym(s):** Anti-IFI-54K antibody produced in rabbit, Anti-IFIT-2 antibody produced in rabbit, Anti-ISG-54 K antibody produced in rabbit, Anti-Interferon-induced 54 kDa protein antibody produced in rabbit, Anti-Interferon-induced protein with tetratricopeptide repeats 2 antibody produced in rabbit

[All Photos](#) (1)


Product No.	Clonality	Application	Species Reactivity	Citations	SDS
<a href="#">HPA003408</a>	polyclonal	IHC	human	6	<a href="#">View</a>

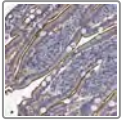


### Anti-IFITM1 antibody produced in rabbit

**Synonym(s):** Anti-CD225 antigen, Anti-Interferon-induced protein 17, Anti-Interferon-induced transmembrane protein 1, Anti-Interferon-inducible protein 9-27, Anti-Leu-13 antigen

[All Photos](#) (7)

Product No.	Clonality	Application	Species Reactivity	Citations	SDS
<a href="#">HPA004810</a>	polyclonal	IF, IHC	human	10	 <a href="#">View</a>




### Anti-IFITM5 antibody produced in rabbit

**Synonym(s):** Anti-BRIL, Anti-Fragilis4, Anti-Hrmp1, Anti-Interferon induced transmembrane protein 5

[All Photos](#) (1)

Product No.	Clonality	Application	Species Reactivity	Citations	SDS
<a href="#">HPA039258</a>	polyclonal	IHC	human		<a href="#">View</a>



### Anti-IFNAR1 antibody produced in rabbit

**Synonym(s):** Anti-IFN-alpha-REC, Anti-Interferon-alpha/beta receptor alpha chain precursor, Anti-IFNAR, Anti-IFRC

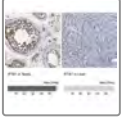
[All Photos](#) (8)

Product No.	Clonality	Application	Species Reactivity	Citations	SDS
<a href="#">HPA018015</a>	polyclonal	IF, IHC	human	7	<a href="#">View</a>
<a href="#">HPA029226</a>	polyclonal	IHC	human		

## All Photos (2) **Anti-IFT20 antibody produced in rabbit**

**Synonym(s):** Anti-Intraflagellar transport protein 20 homolog, Anti-hIFT20


Product No.	Clonality	Application	Species Reactivity	Citations	SDS
<a href="#">HPA021376</a>	polyclonal	IF, IHC	human	7	<a href="#">View</a>



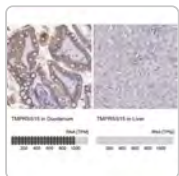
## **Anti-IFT81 antibody produced in rabbit**

**Synonym(s):** Anti-CDV-1, Anti-Carnitine deficiency-associated protein expressed in ventricle 1, Anti-Intraflagellar transport protein 81 homolog

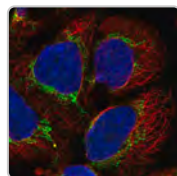
## All Photos (10)

Product No.	Clonality	Application	Species Reactivity	Citations	SDS
<a href="#">HPA020051</a>	polyclonal	IF, IHC	human	3	 <a href="#">View</a>
<a href="#">HPA019087</a>	polyclonal	IF, IHC	human	2	<a href="#">View</a>

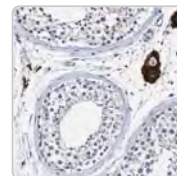
## Recommended Products



Sigma-Aldrich  
**HPA072934**  
Anti-TMPRSS15



Sigma-Aldrich  
**HPA061396**  
Anti-AARS2  
antibody...



Sigma-Aldrich  
**HPA010972**  
Anti-VMA21  
antibody...

[View Price and Availability](#)

[View Price and Availability](#)

[View Price and Availability](#)



## **Anti-IFT46 antibody produced in rabbit**

## All Photos (2)

Product No.	Clonality	Application	Species Reactivity	Citations	SDS
<a href="#">HPA057550</a>	polyclonal	IF	human		<a href="#">View</a>
<a href="#">HPA037909</a>	polyclonal	IHC	human	5	<a href="#">View</a>

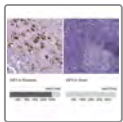


### Anti-IGBP1 antibody produced in rabbit

**Synonym(s):** Anti- $\alpha$  4 Protein antibody produced in rabbit, Anti- $\alpha$ 4 Protein antibody produced in rabbit, Anti-B cell signal transduction molecule  $\alpha$  4 antibody produced in rabbit, Anti-B cell signal transduction molecule  $\alpha$ 4 antibody produced in rabbit, Anti-CD79a-binding protein 1 antibody produced in rabbit, Anti-Immunoglobulin-binding protein 1 antibody produced in rabbit, Anti-Renal carcinoma antigen NY-REN-16 antibody produced in rabbit


## All Photos (7)

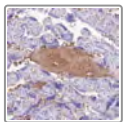
Product No.	Clonality	Application	Species Reactivity	Citations	SDS
<a href="#">HPA000634</a>	polyclonal	IF, IHC	human	3	<a href="#">View</a>
<a href="#">HPA001004</a>	polyclonal	IHC	human	3	<a href="#">View</a>



### Anti-IGF2 antibody produced in rabbit

## All Photos (5)

Product No.	Clonality	Application	Species Reactivity	Citations	SDS
<a href="#">HPA007556</a>	polyclonal	IHC	human		 <a href="#">View</a>



### Anti-IGF1 antibody produced in rabbit

## All Photos (4)



Product No.	Clonality	Application	Species Reactivity	Citations	SDS
<a href="#">HPA048946</a>	polyclonal	IHC	human	1	<a href="#">View</a>

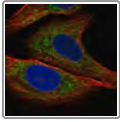


### Anti-IGFALS antibody produced in rabbit

**Synonym(s):** Anti-Als, Anti-Insulin-like growth factor binding protein, acid labile subunit

## All Photos (10)

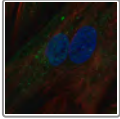
Product No.	Clonality	Application	Species Reactivity	Citations	SDS
<a href="#">HPA040692</a>	polyclonal	IF, IHC	human		 <a href="#">View</a>
<a href="#">HPA040948</a>	polyclonal	IF, IHC	human		 <a href="#">View</a>



### Anti-IGFBP2 antibody produced in rabbit

[All Photos](#) (1)

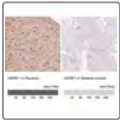
Product No.	Clonality	Application	Species Reactivity	Citations	SDS
<a href="#">HPA077723</a>	polyclonal	IF	human		<a href="#">View</a>



### Anti-IGFBP5 antibody produced in rabbit

[All Photos](#) (1)



Product No.	Clonality	Application	Species Reactivity	Citations	SDS
<a href="#">HPA059827</a>	polyclonal	IF	human	1	<a href="#">View</a>



### Anti-IGFBP1 antibody produced in rabbit

**Synonym(s):** Anti-AFBP, Anti-IBP1, Anti-IGF-BP25, Anti-PP12, Anti-hIGFBP-1

[All Photos](#) (13)

Product No.	Clonality	Application	Species Reactivity	Citations	SDS
<a href="#">HPA050640</a>	polyclonal	IHC	human		 <a href="#">View</a>
<a href="#">HPA046972</a>	polyclonal	IF, IHC	human	1	 <a href="#">View</a>

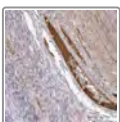


### Anti-IGFBP7 antibody produced in rabbit

**Synonym(s):** Anti-IGF-binding protein 7 antibody produced in rabbit, Anti-IGFBP-rP1 antibody produced in rabbit, Anti-Insulin-like growth factor-binding protein 7 precursor antibody produced in rabbit, Anti-MAC25 protein antibody produced in rabbit, Anti-PGI2-stimulating factor antibody produced in rabbit, Anti-Prostacyclin-stimulating factor antibody produced in rabbit

[All Photos](#) (1)

Product No.	Clonality	Application	Species Reactivity	Citations	SDS
<a href="#">HPA002196</a>	polyclonal	IHC	human	8	<a href="#">View</a>

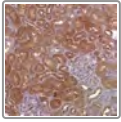


### Anti-IGFBP4 antibody produced in rabbit

**Synonym(s):** Anti-BP-4, Anti-HT29-IGFBP, Anti-IBP4, Anti-IGFBP-4

[All Photos](#) (1)

Product No.	Clonality	Application	Species Reactivity	Citations	SDS
<a href="#">HPA066240</a>	polyclonal	IHC	human		<a href="#">View</a>



### Anti-IGF2BP2 antibody produced in rabbit

**Synonym(s):** Anti-IMP-2

[All Photos](#) (2)

Product No.	Clonality	Application	Species Reactivity	Citations	SDS
<a href="#">HPA035145</a>	polyclonal	IF, IHC	human	2	<a href="#">View</a>

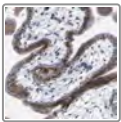


### Anti-IGFL4 antibody produced in rabbit

**Synonym(s):** Anti-IGF-like family member 4

[All Photos](#) (2)

Product No.	Clonality	Application	Species Reactivity	Citations	SDS
<a href="#">HPA047655</a>	polyclonal	IF, IHC	human		<a href="#">View</a>

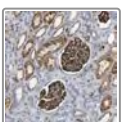


### Anti-IGF2R antibody produced in rabbit

**Synonym(s):** Anti-300 kDa mannose 6-phosphate, Anti-CI Man-6-P receptor, Anti-CI-MPR, Anti-Cation-independent mannose-6-phosphate receptor precursor, Anti-IGF-II receptor, Anti-Insulin-like growth factor 2 receptor, Anti-Insulin-like growth factor II receptor, Anti-M6P/IGF2 receptor, Anti-M6P/IGF2R, Anti-M6PR

[All Photos](#) (2)

Product No.	Clonality	Application	Species Reactivity	Citations	SDS
<a href="#">HPA011332</a>	polyclonal	IF, IHC	human	6	<a href="#">View</a>



### Anti-IGSF10 antibody produced in rabbit

**Synonym(s):** Anti-CMF608, Anti-Calvaria mechanical force protein 608, Anti-Immunoglobulin superfamily member 10 precursor

[All Photos](#) (2)


Product No.	Clonality	Application	Species Reactivity	Citations	SDS
<a href="#">HPA012921</a>	polyclonal	IF, IHC	human	2	<a href="#">View</a>




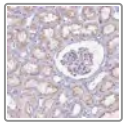
### Anti-IGSF1 antibody produced in rabbit

**Synonym(s):** IGCD1, IGDC1, INHBP, KIAA0364, MGC75490, PGSF2, Anti-IGCD1, Anti-IGDC1, Anti-INHBP, Anti-KIAA0364, Anti-MGC75490, Anti-PGSF2, Anti-immunoglobulin superfamily, member 1

[All Photos](#) (10)

Product No.	Clonality	Application	Species Reactivity	Citations	SDS
<a href="#">HPA012732</a>	polyclonal	IHC	human		<a href="#">View</a>

Product No.	Clonality	Application	Species Reactivity	Citations	SDS
<a href="#">HPA035582</a>	polyclonal	IHC	human	1	 <a href="#">View</a>




### Anti-IGSF5 antibody produced in rabbit

**Synonym(s):** Anti-JAM4

[All Photos](#) (1)


Product No.	Clonality	Application	Species Reactivity	Citations	SDS
<a href="#">HPA057282</a>	polyclonal	IHC	human	1	<a href="#">View</a>



### Anti-IKBKB antibody produced in rabbit

**Synonym(s):** Anti-I- $\kappa$ -B kinase 2 antibody produced in rabbit, Anti-I- $\kappa$ -B-kinase  $\beta$  antibody produced in rabbit, Anti-IKK- $\beta$  antibody produced in rabbit, Anti-IKK-B antibody produced in rabbit, Anti-IKK2 antibody produced in rabbit, Anti-IkBKB antibody produced in rabbit, Anti-Inhibitor of nuclear factor  $\kappa$ -B kinase subunit  $\beta$  antibody produced in rabbit, Anti-NFKB1KB antibody produced in rabbit, Anti-Nuclear factor NF- $\kappa$ -B inhibitor kinase  $\beta$  antibody produced in rabbit

[All Photos](#) (3)

Product No.	Clonality	Application	Species Reactivity	Citations	SDS
<a href="#">HPA001249</a>	polyclonal	IF, IHC	human	4	 <a href="#">View</a>



### Anti-IKBKE antibody produced in rabbit

**Synonym(s):** Anti-I kappa-B kinase epsilon, Anti-IKK- E, Anti-IKK-epsilon, Anti-IKK-i, Anti-IkBKE, Anti-Inducible I kappa-B kinase, Anti-Inhibitor of nuclear factor kappa-B kinase subunit epsilon

[All Photos](#) (1)

Product No.	Clonality	Application	Species Reactivity	Citations	SDS
<a href="#">HPA015788</a>	polyclonal	IHC	human	4	<a href="#">View</a>



### Anti-IKBKG antibody produced in rabbit

[All Photos](#) (7)

Product No.	Clonality	Application	Species Reactivity	Citations	SDS
<a href="#">HPA000426</a>	polyclonal	IF, IHC	rat, human, mouse	4	<a href="#">View</a>



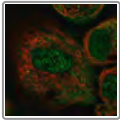
### Anti-ILF3 antibody produced in rabbit

**Synonym(s):** Anti-DRBP76 antibody produced in rabbit, Anti-Double-stranded RNA-binding protein 76 antibody produced in rabbit, Anti-Interleukin enhancer-binding factor 3 antibody produced in rabbit, Anti-NF-AT-90 antibody produced in rabbit, Anti-NFAR antibody produced in rabbit, Anti-Nuclear factor associated with dsRNA antibody produced in rabbit, Anti-Nuclear factor of activated T-cells 90 kDa antibody produced in rabbit, Anti-TCP80 antibody produced in rabbit, Anti-Translational control protein 80 antibody produced in rabbit

[All Photos](#) (6)



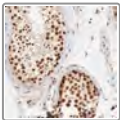
Product No.	Clonality	Application	Species Reactivity	Citations	SDS
<a href="#">HPA001897</a>	polyclonal	IF, IHC	human	5	<a href="#">View</a>



### Anti-ILK antibody produced in rabbit

[All Photos](#) (2)

Product No.	Clonality	Application	Species Reactivity	Citations	SDS
<a href="#">HPA048437</a>	polyclonal	IF	human	1	<a href="#">View</a>



### Anti-ILKAP antibody produced in rabbit

**Synonym(s):** Anti-ILKAP, Anti-Integrin-linked kinase-associated serine/threonine phosphatase 2C

[All Photos](#) (7)

Product No.	Clonality	Application	Species Reactivity	Citations	SDS
<a href="#">HPA004752</a>	polyclonal	IF, IHC	human	2	<a href="#">View</a>



### Anti-IL3RA antibody produced in rabbit

**Synonym(s):** Anti-CD123 antigen antibody produced in rabbit, Anti-IL-3R- $\alpha$  antibody produced in rabbit, Anti-Interleukin-3 receptor  $\alpha$ -chain precursor antibody produced in rabbit

[All Photos](#) (1)

Product No.	Clonality	Application	Species Reactivity	Citations	SDS
<a href="#">HPA003539</a>	polyclonal	IHC	human	2	<a href="#">View</a>

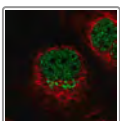


### Anti-IL31RA antibody produced in rabbit

**Synonym(s):** CRL, CRL3, GLM-R, GImr, IL-31RA

[All Photos](#) (1)

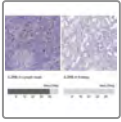
Product No.	Clonality	Application	Species Reactivity	Citations	SDS
<a href="#">HPA068114</a>	polyclonal	IHC	human		<a href="#">View</a>



### Anti-IL13RA1 antibody produced in rabbit

[All Photos](#) (2)


Product No.	Clonality	Application	Species Reactivity	Citations	SDS
<a href="#">HPA000293</a>	polyclonal	IF	human		<a href="#">View</a>



## Anti-IL2RB antibody produced in rabbit

**Synonym(s):** Anti-CD122, Anti-IL15RB

[All Photos](#) (5)

Product No.	Clonality	Application	Species Reactivity	Citations	SDS
<a href="#">HPA062657</a>	polyclonal	IHC	human	2	 <a href="#">View</a>

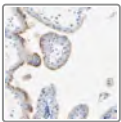


## Anti-IL17RD antibody produced in rabbit

**Synonym(s):** Anti-FLJ35755, Anti-IL-17RD, Anti-IL17RLM, Anti-SEF, Anti-interleukin 17 receptor D

[All Photos](#) (6)

Product No.	Clonality	Application	Species Reactivity	Citations	SDS
<a href="#">HPA043550</a>	polyclonal	IF, IHC	human	1	<a href="#">View</a>
<a href="#">HPA039577</a>	polyclonal	IHC	human		<a href="#">View</a>



## Anti-IL6ST antibody produced in rabbit

**Synonym(s):** Anti-CD130 antigen antibody produced in rabbit, Anti-CDw130 antibody produced in rabbit, Anti-IL-6R- $\beta$  antibody produced in rabbit, Anti-Interleukin-6 receptor subunit  $\beta$  precursor antibody produced in rabbit, Anti-Interleukin-6 signal transducer antibody produced in rabbit, Anti-Membrane glycoprotein 130 antibody produced in rabbit, Anti-Oncostatin-M receptor  $\alpha$ -subunit antibody produced in rabbit, Anti-gp130 antibody produced in rabbit

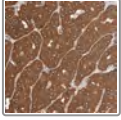
[All Photos](#) (5)

Product No.	Clonality	Application	Species Reactivity	Citations	SDS
<a href="#">HPA010558</a>	polyclonal	IHC	human	7	

## All Photos (1) **Anti-IMMP1L antibody produced in rabbit**

**Synonym(s):** FLJ25059, IMMP1

Product No.	Clonality	Application	Species Reactivity	Citations	SDS
<a href="#">HPA058308</a>	polyclonal	IHC	human		<a href="#">View</a>

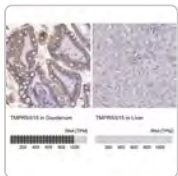


## **Anti-IMMP2L antibody produced in rabbit**

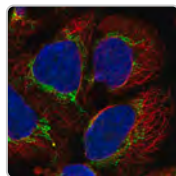
### All Photos (2)

Product No.	Clonality	Application	Species Reactivity	Citations	SDS
<a href="#">HPA026711</a>	polyclonal	IF, IHC	human	3	<a href="#">View</a>

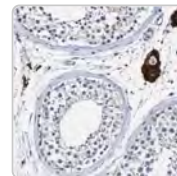
## Recommended Products



Sigma-Aldrich  
**HPA072934**  
Anti-TMPRSS15



Sigma-Aldrich  
**HPA061396**  
Anti-AARS2  
antibody...

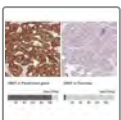


Sigma-Aldrich  
**HPA010972**  
Anti-VMA21  
antibody...

[View Price and Availability](#)

[View Price and Availability](#)



[View Price and Availability](#)

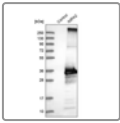


## **Anti-IMMT antibody produced in rabbit**

**Synonym(s):** Anti-HMP, Anti-MINOS2, Anti-P87, Anti-P89

### All Photos (11)


Product No.	Clonality	Application	Species Reactivity	Citations	SDS
<a href="#">HPA036165</a>	polyclonal	IF, IHC	human		 <a href="#">View</a>
<a href="#">HPA036164</a>	polyclonal	IF, IHC	human		 <a href="#">View</a>




### Anti-IMP2 antibody produced in rabbit

**Synonym(s):** Anti-inositol(myo)-1(or 4)-monophosphatase 2

[All Photos](#) (3)


Product No.	Clonality	Application	Species Reactivity	Citations	SDS
<a href="#">HPA029561</a>	polyclonal	IF, IHC	human	2	 <a href="#">View</a>

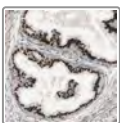


### Anti-IMP1 antibody produced in rabbit

**Synonym(s):** Anti-IMP1, Anti-Inositol(myo)-1(or 4)-monophosphatase 1

[All Photos](#) (3)


Product No.	Clonality	Application	Species Reactivity	Citations	SDS
<a href="#">HPA037489</a>	polyclonal	IF, IHC	human	1	 <a href="#">View</a>



### Anti-IMPAD1 antibody produced in rabbit

[All Photos](#) (3)


Product No.	Clonality	Application	Species Reactivity	Citations	SDS
<a href="#">HPA009411</a>	polyclonal	IF, IHC	human	4	<a href="#">View</a>

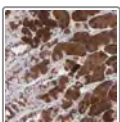


### Anti-IMP2H2 antibody produced in rabbit

**Synonym(s):** Anti-IMP dehydrogenase 2 antibody produced in rabbit, Anti-IMP2 antibody produced in rabbit, Anti-IMP2H2 antibody produced in rabbit, Anti-Inosine-5'-monophosphate dehydrogenase 2 antibody produced in rabbit

[All Photos](#) (3)


Product No.	Clonality	Application	Species Reactivity	Citations	SDS
<a href="#">HPA001400</a>	polyclonal	IF, IHC	human	7	 <a href="#">View</a>



### Anti-INF2 antibody produced in rabbit

**Synonym(s):** Anti-C14orf151, Anti-HBEBP2-binding protein C, Anti-Inverted formin-2, Anti-NP\_116103.1, Anti-Uncharacterized protein C14orf151

[All Photos](#) (4)


Product No.	Clonality	Application	Species Reactivity	Citations	EV	SDS
<a href="#">HPA000724</a>	polyclonal	IHC	human	5		<a href="#">View</a>

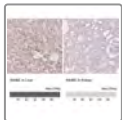


### Anti-INHA antibody produced in rabbit

**Synonym(s):** Anti-Inhibin alpha chain

[All Photos](#) (4)


Product No.	Clonality	Application	Species Reactivity	Citations	EV	SDS
<a href="#">HPA019141</a>	polyclonal	IF, IHC	human	4		<a href="#">View</a>

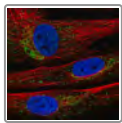


### Anti-INHBE antibody produced in rabbit

**Synonym(s):** Anti-Activin beta-E chain, Anti-Inhibin beta E chain precursor

[All Photos](#) (4)

Product No.	Clonality	Application	Species Reactivity	Citations	EV	SDS
<a href="#">HPA016843</a>	polyclonal	IF, IHC	human	2		<a href="#">View</a>



### Anti-INMT antibody produced in rabbit

[All Photos](#) (1)

Product No.	Clonality	Application	Species Reactivity	Citations	SDS
<a href="#">HPA061343</a>	polyclonal	IF	human		<a href="#">View</a>

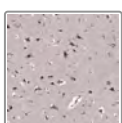


### Anti-INPP1 antibody produced in rabbit

**Synonym(s):** Anti-Inositol polyphosphate-1-phosphatase

[All Photos](#) (3)

Product No.	Clonality	Application	Species Reactivity	Citations	SDS
<a href="#">HPA036698</a>	polyclonal	IHC	human		<a href="#">View</a>
<a href="#">HPA036699</a>	polyclonal	IF, IHC	human		<a href="#">View</a>



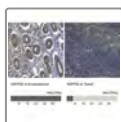
### Anti-INPP4A antibody produced in rabbit

**Synonym(s):** Anti-INPP4, Anti-Inositol polyphosphate-4-phosphatase, type I, 107kDa

[All Photos](#) (5)

Product No.	Clonality	Application	Species Reactivity	Citations	SDS
<a href="#">HPA001628</a>	polyclonal	IF, IHC	human	2	<a href="#">View</a>


Product No.	Clonality	Application	Species Reactivity	Citations	SDS
-------------	-----------	-------------	--------------------	-----------	-----



### Anti-INPP5A antibody produced in rabbit

**Synonym(s):** Anti-5PTase, Anti-Type I inositol-1,4,5-trisphosphate 5-phosphatase

[All Photos](#) (7)

Product No.	Clonality	Application	Species Reactivity	Citations	SDS
<a href="#">HPA012285</a>	polyclonal	IHC	human	3	 <a href="#">View</a>

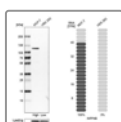


### Anti-INPP5B antibody produced in rabbit

**Synonym(s):** Anti-inositol polyphosphate-5-phosphatase, 75kDa

[All Photos](#) (2)


Product No.	Clonality	Application	Species Reactivity	Citations	SDS
<a href="#">HPA028803</a>	polyclonal	IF, IHC	human		<a href="#">View</a>



### Anti-INPP4B antibody produced in rabbit

**Synonym(s):** Anti-Inositol polyphosphate-4-phosphatase, type II, 105 kDa

[All Photos](#) (8)

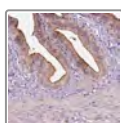
Product No.	Clonality	Application	Species Reactivity	Citations	SDS
<a href="#">HPA037682</a>	polyclonal	IF, IHC	human	1	 <a href="#">View</a>
<a href="#">HPA037681</a>	polyclonal	IHC	human		<a href="#">View</a>



### Anti-INPP5D antibody produced in rabbit

[All Photos](#) (3)

Product No.	Clonality	Application	Species Reactivity	Citations	SDS
<a href="#">HPA070455</a>	polyclonal	IF, IHC	human	1	<a href="#">View</a>



### Anti-INPP5E antibody produced in rabbit

[All Photos](#) (1)

Product No.	Clonality	Application	Species Reactivity	Citations	SDS
<a href="#">HPA065758</a>	polyclonal	IHC	human	1	<a href="#">View</a>



### Anti-INPP5K antibody produced in rabbit

**Synonym(s):** Anti-SKIP, Anti-inositol polyphosphate-5-phosphatase K

[All Photos](#) (1)

Product No.	Clonality	Application	Species Reactivity	Citations	SDS
<a href="#">HPA031044</a>	polyclonal		human	6	<a href="#">View</a>

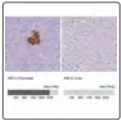


### Anti-INPPL1 antibody produced in rabbit

**Synonym(s):** Anti-Inositol polyphosphate phosphatase-like 1, Anti-SHIP2


[All Photos](#) (2)

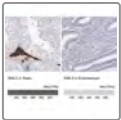
Product No.	Clonality	Application	Species Reactivity	Citations	SDS
<a href="#">HPA037601</a>	polyclonal	IF, IHC	human		<a href="#">View</a>



### Anti-INS antibody produced in rabbit

[All Photos](#) (3)


Product No.	Clonality	Application	Species Reactivity	Citations	SDS
<a href="#">HPA004932</a>	polyclonal	IHC	human	10	 <a href="#">View</a>



### Anti-INSL3 antibody produced in rabbit

**Synonym(s):** Anti-MGC119818, Anti-MGC119819, Anti-RLF, Anti-RLNL, Anti-insulin-like 3 (Leydig cell)

[All Photos](#) (3)

Product No.	Clonality	Application	Species Reactivity	Citations	SDS
<a href="#">HPA028615</a>	polyclonal	IHC	human	4	 <a href="#">View</a>



### Anti-INSR antibody produced in rabbit

**Synonym(s):** Anti-CD220, Anti-insulin receptor

[All Photos](#) (1)

Product No.	Clonality	Application	Species Reactivity	Citations	SDS
<a href="#">HPA036302</a>	polyclonal	IHC	human	6	<a href="#">View</a>



### Anti-INSRR antibody produced in rabbit

**Synonym(s):** Anti-IR-related receptor, Anti-IRR, Anti-Insulin receptor-related protein

## All Photos (1)

Product No.	Clonality	Application	Species Reactivity	Citations	SDS
<a href="#">HPA025285</a>	polyclonal	IHC	human	2	<a href="#">View</a>

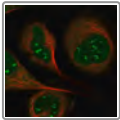


### Anti-IPCEF1 antibody produced in rabbit

**Synonym(s):** KIAA0403, PIP3-E, Anti-KIAA0403, Anti-PIP3-E

## All Photos (3)

Product No.	Clonality	Application	Species Reactivity	Citations	SDS
<a href="#">HPA028710</a>	polyclonal	IF	human		<a href="#">View</a>
<a href="#">HPA028708</a>	polyclonal	IHC, WB	human	1	<a href="#">View</a>



### Anti-IP6K1 antibody produced in rabbit

**Synonym(s):** Anti-IHPK1, Anti-Inositol hexakisphosphate kinase 1, Anti-KIAA0263

## All Photos (2)

Product No.	Clonality	Application	Species Reactivity	Citations	SDS
<a href="#">HPA040825</a>	polyclonal	IF	human	17	<a href="#">View</a>



### Anti-IP6K2 antibody produced in rabbit

**Synonym(s):** IHPK2, Anti-Inositol hexakisphosphate kinase 2, Anti-InsP6 kinase 2, Anti-PiUS

## All Photos (5)

Product No.	Clonality	Application	Species Reactivity	Citations	SDS
<a href="#">HPA070811</a>	polyclonal	IF	human		<a href="#">View</a>
<a href="#">HPA007532</a>	polyclonal	IHC	human	3	<a href="#">View</a>



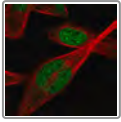
### Anti-IP6K3 antibody produced in rabbit

**Synonym(s):** Anti-IHPK3, Anti-INSP6K3

## All Photos (1)

Product No.	Clonality	Application	Species Reactivity	Citations	SDS
<a href="#">HPA053644</a>	polyclonal	IHC	human		<a href="#">View</a>

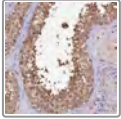




## Anti-IPMK antibody produced in rabbit

[All Photos](#) (1)

Product No.	Clonality	Application	Species Reactivity	Citations	SDS
<a href="#">HPA057542</a>	polyclonal	IF	human		<a href="#">View</a>



## Anti-IPO5 antibody produced in rabbit


**Synonym(s):** Anti-IMB3, Anti-KPNB3, Anti-MGC2068, Anti-Pse1, Anti-RANBP5


[All Photos](#) (2)

Product No.	Clonality	Application	Species Reactivity	Citations	SDS
<a href="#">HPA056548</a>	polyclonal	IHC	human		<a href="#">View</a>
<a href="#">HPA040983</a>	polyclonal	IHC	human		<a href="#">View</a>

## All Photos (4) **Anti-IPO4 antibody produced in rabbit**

**Synonym(s):** Anti-FLJ23338, Anti-Imp4, Anti-Importin 4

Product No.	Clonality	Application	Species Reactivity	Citations	SDS
<a href="#">HPA064572</a>	polyclonal	IF	human		 <a href="#">View</a>
<a href="#">HPA039043</a>	polyclonal	IHC, WB	human	1	 <a href="#">View</a>



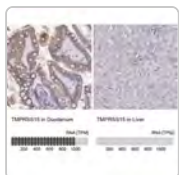
## **Anti-IPO7 antibody produced in rabbit**

**Synonym(s):** Anti-Imp7, Anti-Importin-7, Anti-Ran-binding protein 7, Anti-RanBP7

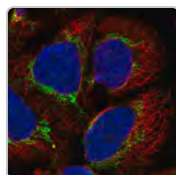
## All Photos (4)

Product No.	Clonality	Application	Species Reactivity	Citations	SDS
<a href="#">HPA056590</a>	polyclonal	IF	human	2	<a href="#">View</a>
<a href="#">HPA019002</a>	polyclonal	IHC	mouse, rat, human	10	<a href="#">View</a>

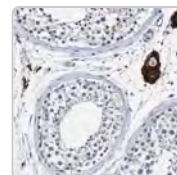
## Recommended Products



Sigma-Aldrich  
**HPA072934**  
Anti-TMPRSS15



Sigma-Aldrich  
**HPA061396**  
Anti-AARS2  
antibody...



Sigma-Aldrich  
**HPA010972**  
Anti-VMA21  
antibody...

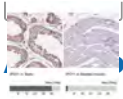
[View Price and Availability](#)

[View Price and Availability](#)


[View Price and Availability](#)

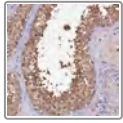


## **Anti-IPO11 antibody produced in rabbit**



tos (7)

Product No.	Clonality	Application	Species Reactivity	Citations	SDS
<a href="#">HPA067097</a>	polyclonal	IF, IHC	human		<a href="#">View</a>

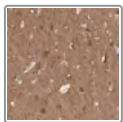


### Anti-IPO5 antibody produced in rabbit

**Synonym(s):** Anti-IMB3, Anti-KPNB3, Anti-MGC2068, Anti-Pse1, Anti-RANBP5

[All Photos](#) (2)

Product No.	Clonality	Application	Species Reactivity	Citations	SDS
<a href="#">HPA056548</a>	polyclonal	IHC	human		<a href="#">View</a>
<a href="#">HPA040983</a>	polyclonal	IHC	human		<a href="#">View</a>

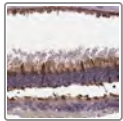


### Anti-IPPK antibody produced in rabbit

**Synonym(s):** Anti-IPK1 homolog, Anti-Inositol-1,3,4,5,6-pentakisphosphate 2-kinase, Anti-Inositol-pentakisphosphate 2-kinase, Anti-Ins(1,3,4,5,6, Anti-InsP5 2-kinase

[All Photos](#) (7)

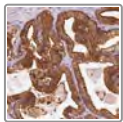
Product No.	Clonality	Application	Species Reactivity	Citations	SDS
<a href="#">HPA020603</a>	polyclonal	IF, IHC	rat, mouse, human	3	<a href="#">View</a>



### Anti-IQCB1 antibody produced in rabbit

[All Photos](#) (3)

Product No.	Clonality	Application	Species Reactivity	Citations	SDS
<a href="#">HPA042028</a>	polyclonal	IF, IHC	human		<a href="#">View</a>



### Anti-IQGAP2 antibody produced in rabbit

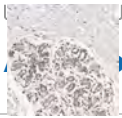
[All Photos](#) (6)

Product No.	Clonality	Application	Species Reactivity	Citations	SDS
<a href="#">HPA037403</a>	polyclonal	IHC	human		<a href="#">View</a>
<a href="#">HPA037404</a>	polyclonal	IF, IHC	human		<a href="#">View</a>




### Anti-IQGAP3 antibody produced in rabbit

**Synonym(s):** Anti-IQ motif containing GTPase activating protein 3



[Photos](#) (1)


Product No.	Clonality	Application	Species Reactivity	Citations	SDS
<a href="#">HPA030142</a>	polyclonal	IHC	human		<a href="#">View</a>



### Anti-IQGAP1 antibody produced in rabbit

**Synonym(s):** Anti-Ras GTPase-activating-like protein IQGAP1, Anti-p195

[All Photos](#) (5)

Product No.	Clonality	Application	Species Reactivity	Citations	SDS
<a href="#">HPA014055</a>	polyclonal	IHC	human, mouse, rat	4	 <a href="#">View</a>

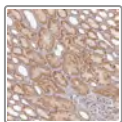


### Anti-IQSEC1 antibody produced in rabbit

**Synonym(s):** Anti-IQ motif and Sec7 domain 1, Anti-KIAA0763, Anti-ARF-GEP100, Anti-BRAG2, Anti-GEP100

[All Photos](#) (3)

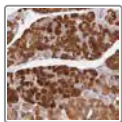
Product No.	Clonality	Application	Species Reactivity	Citations	SDS
<a href="#">HPA038143</a>	polyclonal	IF, IHC	human		<a href="#">View</a>
<a href="#">HPA038144</a>	polyclonal	IHC	human		<a href="#">View</a>



### Anti-IRAK2 antibody produced in rabbit

[All Photos](#) (2)

Product No.	Clonality	Application	Species Reactivity	Citations	SDS
<a href="#">HPA050520</a>	polyclonal	IF, IHC	human		<a href="#">View</a>

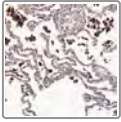


### Anti-IRAK1 antibody produced in rabbit

**Synonym(s):** Anti-IRAK, Anti-pelle

[All Photos](#) (2)


Product No.	Clonality	Application	Species Reactivity	Citations	SDS
<a href="#">HPA054476</a>	polyclonal	IF, IHC	human		<a href="#">View</a>

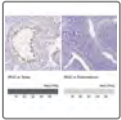


### Anti-IRAK3 antibody produced in rabbit

**Synonym(s):** Anti-Interleukin-1 receptor-associated kinase 3, Anti-Irak-m

[All Photos](#) (6)


Product No.	Clonality	Application	Species Reactivity	Citations	SDS
<a href="#">HPA043097</a>	polyclonal	IF, IHC, WB	human		<a href="#">View</a>



### Anti-IRGC antibody produced in rabbit

**Synonym(s):** Anti-CINEMA, Anti-IRGC1, Anti-Ilgp5, Anti-immunity-related GTPase family, cinema

[All Photos](#) (4)

Product No.	Clonality	Application	Species Reactivity	Citations	SDS
<a href="#">HPA046769</a>	polyclonal	IHC	human		<a href="#">View</a>
<a href="#">HPA060064</a>	polyclonal	IHC	human		<a href="#">View</a>

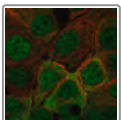


### Anti-IRS4 antibody produced in rabbit

**Synonym(s):** Anti-IRS-4, Anti-PY160, Anti-insulin receptor substrate 4

[All Photos](#) (1)

Product No.	Clonality	Application	Species Reactivity	Citations	SDS
<a href="#">HPA017372</a>	polyclonal	IHC	human	6	<a href="#">View</a>

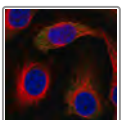


### Anti-IRS1 antibody produced in rabbit

**Synonym(s):** HIRS-1

[All Photos](#) (1)

Product No.	Clonality	Application	Species Reactivity	Citations	SDS
<a href="#">HPA046433</a>	polyclonal	IF	human		<a href="#">View</a>



### Anti-IRS2 antibody produced in rabbit

[All Photos](#) (1)

Product No.	Clonality	Application	Species Reactivity	Citations	SDS
<a href="#">HPA054664</a>	polyclonal	IF	human	17	<a href="#">View</a>



### Anti-ISCA1 antibody produced in rabbit



[Photos](#) (2)

**Synonym(s):** Anti-Hbld2, Anti-Hisca, Anti-Iron-sulfur cluster assembly 1 homolog (*S. cerevisiae*), Anti-Isa1, Anti-Mgc4276

Product No.	Clonality	Application	Species Reactivity	Citations	SDS
<a href="#">HPA042789</a>	polyclonal	IHC	human		<a href="#">View</a>

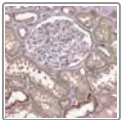


[All Photos](#) (5)

### Anti-ISCA2 antibody produced in rabbit

**Synonym(s):** Anti-HBLD1, Anti-ISA2, Anti-iron-sulfur cluster assembly 2 homolog (*S. cerevisiae*)

Product No.	Clonality	Application	Species Reactivity	Citations	SDS
<a href="#">HPA030492</a>	polyclonal	IHC	human	4	<a href="#">View</a>



[All Photos](#) (4)

### Anti-ISCU antibody produced in rabbit

**Synonym(s):** Anti-ISU2, Anti-IsCU, Anti-NIFUN, Anti-hnifU



Product No.	Clonality	Application	Species Reactivity	Citations	SDS
<a href="#">HPA038602</a>	polyclonal	IF, IHC	human		<a href="#">View</a>
<a href="#">HPA057592</a>	polyclonal	IHC	human		<a href="#">View</a>



[All Photos](#) (17)

### Anti-ISYNA1 antibody produced in rabbit

**Synonym(s):** Anti-INOS, Anti-IPS, Anti-Ino1, Anti-inositol-3-phosphate synthase 1


Product No.	Clonality	Application	Species Reactivity	Citations	SDS
<a href="#">HPA007931</a>	polyclonal	IF, IHC	human		 <a href="#">View</a>
<a href="#">HPA008232</a>	polyclonal	IHC	human		 <a href="#">View</a>

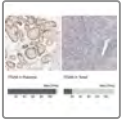


[All Photos](#) (7)

### Anti-ITGA5 antibody produced in rabbit

**Synonym(s):** Anti-CD49e antigen) [Contains: Integrin  $\alpha$ -5 heavy chain; Integrin  $\alpha$ -5 light chain] antibody produced in rabbit, Anti-Fibronectin receptor subunit  $\alpha$  antibody produced in rabbit, Anti-Integrin  $\alpha$ -5 precursor antibody produced in rabbit, Anti-Integrin  $\alpha$ -F antibody produced in rabbit, Anti-VLA-5 antibody produced in rabbit



Product No.	Clonality	Application	Species Reactivity	Citations	SDS
<a href="#">HPA002642</a>	polyclonal	IHC	human, mouse	7	 <a href="#">View</a>




## Anti-ITGA6 antibody produced in rabbit

**Synonym(s):** Anti-CD49f antigen, Anti-Integrin alpha-6 precursor, Anti-VLA-6, Anti-CD49f, Anti-integrin,  $\alpha$  6

[All Photos](#) (10)


Product No.	Clonality	Application	Species Reactivity	Citations	SDS
<a href="#">HPA012696</a>	polyclonal	IHC	rat, human	16	 <a href="#">View</a>
<a href="#">HPA027582</a>	polyclonal	IHC	human	1	 <a href="#">View</a>

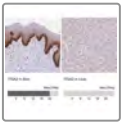


## Anti-ITGA3 antibody produced in rabbit

**Synonym(s):** Anti-CD49c, Anti-GAP-B3, Anti-MSK18, Anti-VCA-2, Anti-integrin, alpha 3 (antigen CD49C, alpha 3 subunit of VLA-3 receptor)

[All Photos](#) (9)



Product No.	Clonality	Application	Species Reactivity	Citations	SDS
<a href="#">HPA008572</a>	polyclonal	IHC	rat, human	16	 <a href="#">View</a>

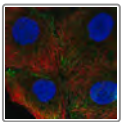


## Anti-ITGA2 antibody produced in rabbit

**Synonym(s):** Anti-CD49B

[All Photos](#) (14)

Product No.	Clonality	Application	Species Reactivity	Citations	SDS
<a href="#">HPA060991</a>	polyclonal	IHC	human		 <a href="#">View</a>
<a href="#">HPA063556</a>	polyclonal	IHC, WB	human	1	 <a href="#">View</a>



## Anti-ITGA4 antibody produced in rabbit

**Synonym(s):** CD49D

[All Photos](#) (1)

Product No.	Clonality	Application	Species Reactivity	Citations	SDS
<a href="#">HPA074961</a>	polyclonal	IF	human		<a href="#">View</a>

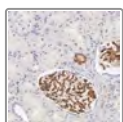


## Anti-ITGA7 antibody produced in rabbit

**Synonym(s):** Anti-Integrin alpha-7 precursor

[All Photos](#) (2)

Product No.	Clonality	Application	Species Reactivity	Citations	SDS
<a href="#">HPA008427</a>	polyclonal	IF, IHC	human	8	<a href="#">View</a>

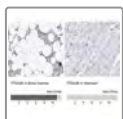


### Anti-ITGA8 antibody produced in rabbit

**Synonym(s):** Anti-Integrin alpha-8 precursor





[All Photos](#) (4)

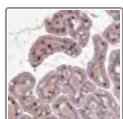
Product No.	Clonality	Application	Species Reactivity	Citations	SDS
<a href="#">HPA003432</a>	polyclonal	IHC	human	6	<a href="#">View</a>



### Anti-ITGA2B antibody produced in rabbit

[All Photos](#) (29)


Product No.	Clonality	Application	Species Reactivity	Citations	SDS
<a href="#">HPA031169</a>	polyclonal	IHC	human	4	 <a href="#">View</a>
<a href="#">HPA031168</a>	polyclonal	IHC	human	4	 <a href="#">View</a>
<a href="#">HPA031170</a>	polyclonal	IHC	human	3	 <a href="#">View</a>
<a href="#">HPA031171</a>	polyclonal	IHC	human	3	 <a href="#">View</a>



### Anti-ITGAE antibody produced in rabbit

**Synonym(s):** Anti-Cd103, Anti-Huminae, Anti-Integrin,  $\alpha$  e (antigen cd103, human mucosal lymphocyte antigen 1;  $\alpha$  polypeptide)

[All Photos](#) (4)

Product No.	Clonality	Application	Species Reactivity	Citations	SDS
<a href="#">HPA036313</a>	polyclonal	IHC	human	 <a href="#">View</a>	




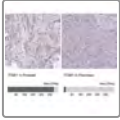
## All

### Anti-ITGAX antibody produced in rabbit

#### Photos (6)

**Synonym(s):** Anti-CD11c antigen, Anti-Integrin alpha-X precursor, Anti-Leu M5, Anti-Leukocyte adhesion glycoprotein p150,95 alpha chain, Anti-Leukocyte adhesion receptor p150,95



Product No.	Clonality	Application	Species Reactivity	Citations	SDS
<a href="#">HPA004723</a>	polyclonal	IHC	human	3	 <a href="#">View</a>



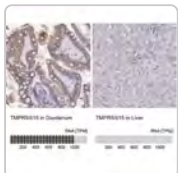
### Anti-ITGB1

**Synonym(s):** CD29, FNRB, GPIIA, MDF2, MSK12

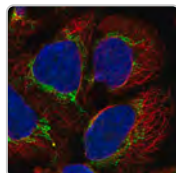
#### All Photos (9)

Product No.	Clonality	Application	Species Reactivity	Citations	SDS
<a href="#">HPA069003</a>	polyclonal	IHC	human		 <a href="#">View</a>
<a href="#">HPA059297</a>	polyclonal	IHC, WB	human		 <a href="#">View</a>

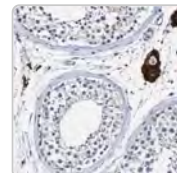
## Recommended Products



Sigma-Aldrich  
**HPA072934**  
Anti-TMPRSS15



Sigma-Aldrich  
**HPA061396**  
Anti-AARS2  
antibody...

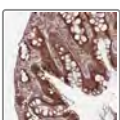


Sigma-Aldrich  
**HPA010972**  
Anti-VMA21  
antibody...

[View Price and Availability](#)

[View Price and Availability](#)

[View Price and Availability](#)

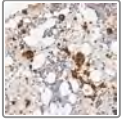


### Anti-ITGB6 antibody produced in rabbit

**Synonym(s):** Anti-integrin, beta 6

## All Photos (2)

Product No.	Clonality	Application	Species Reactivity	Citations	SDS
<a href="#">HPA023626</a>	polyclonal	IF, IHC	human	5	<a href="#">View</a>

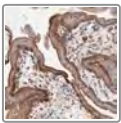


### Anti-ITGB3 antibody produced in rabbit

**Synonym(s):** Anti-CD61, Anti-GP3A, Anti-GPIIIa

## All Photos (1)

Product No.	Clonality	Application	Species Reactivity	Citations	SDS
<a href="#">HPA027852</a>	polyclonal	IHC	human	2	<a href="#">View</a>



### Anti-ITGB5 antibody produced in rabbit

**Synonym(s):** Anti-Integrin  $\beta_5$ -precursor antibody produced in rabbit

## All Photos (4)



Product No.	Clonality	Application	Species Reactivity	Citations	SDS
<a href="#">HPA001820</a>	polyclonal	IHC	human	2	<a href="#">View</a>



### Anti-ITGB2 antibody produced in rabbit

**Synonym(s):** CD18, LFA-1, MAC-1, MFI7, Anti-CD18 antigen, Anti-Cell surface adhesion glycoproteins LFA- 1/CR3/p150,95 subunit beta, Anti-Complement receptor C3 subunit beta, Anti-Integrin beta-2 precursor

## All Photos (15)

Product No.	Clonality	Application	Species Reactivity	Citations	SDS
<a href="#">HPA008877</a>	polyclonal	IHC	human	4	 <a href="#">View</a>
<a href="#">HPA016894</a>	polyclonal	IF, IHC	human	3	 <a href="#">View</a>



### Anti-ITGB8 antibody produced in rabbit

**Synonym(s):** Anti-integrin,  $\beta_8$

## All Photos (5)



Product No.	Clonality	Application	Species Reactivity	Citations	SDS
<a href="#">HPA027797</a>	polyclonal	IHC	human		<a href="#">View</a>

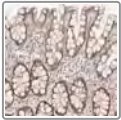


## Anti-ITGB4 antibody produced in rabbit

**Synonym(s):** Anti-CD104

### All Photos (11)

Product No.	Clonality	Application	Species Reactivity	Citations	SDS
<a href="#">HPA036349</a>	polyclonal	IHC	human		 <a href="#">View</a>
<a href="#">HPA036348</a>	polyclonal	IF, IHC	human	2	 <a href="#">View</a>

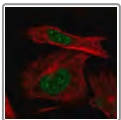


## Anti-ITGB3BP antibody produced in rabbit

**Synonym(s):** Anti-CENPR, Anti-HSU37139, Anti-NRIF3, Anti-TAP20, Anti-integrin  $\beta$  3 binding protein ( $\beta$ 3-endonexin)

### All Photos (3)

Product No.	Clonality	Application	Species Reactivity	Citations	SDS
<a href="#">HPA028463</a>	polyclonal	IF, IHC	human		<a href="#">View</a>



## Anti-ITGB1BP1 antibody produced in rabbit

**Synonym(s):** ICAP-1A, ICAP-1B, ICAP-1alpha, ICAP1, ICAP1A, ICAP1B

### All Photos (3)

Product No.	Clonality	Application	Species Reactivity	Citations	SDS
<a href="#">HPA071538</a>	polyclonal	IF	human		<a href="#">View</a>
<a href="#">HPA067348</a>	polyclonal	IF	human		<a href="#">View</a>



## Anti-ITGBL1 antibody produced in rabbit

**Synonym(s):** Anti-Integrin beta-like protein 1 precursor, Anti-Osteoblast-specific cysteine-rich protein, Anti-Ten integrin EGF-like repeat domain-containing protein

### All Photos (4)


Product No.	Clonality	Application	Species Reactivity	Citations	SDS
<a href="#">HPA005676</a>	polyclonal	IHC	human	3	<a href="#">View</a>

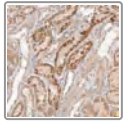


## Anti-ITLN1 antibody produced in rabbit

**Synonym(s):** FLJ20022, HL-1, ITLN, LFR, hIntL, Anti-FLJ20022, Anti-HL-1, Anti-ITLN, Anti-LFR, Anti-hIntL

### All Photos (5)

Product No.	Clonality	Application	Species Reactivity	Citations	SDS
<a href="#">HPA067326</a>	polyclonal	IHC	human		<a href="#">View</a>
<a href="#">HPA063275</a>	polyclonal	IHC	human	4	 <a href="#">View</a>

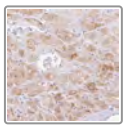


### Anti-ITPA antibody produced in rabbit

**Synonym(s):** Anti-ITPase, Anti-Inosine triphosphatase, Anti-Inosine triphosphate pyrophosphatase, Anti-Putative oncogene protein hlc14-06-p

[All Photos](#) (6)

Product No.	Clonality	Application	Species Reactivity	Citations	SDS
<a href="#">HPA022824</a>	polyclonal	IF, IHC	human	2	<a href="#">View</a>




### Anti-ITPK1 antibody produced in rabbit

**Synonym(s):** Anti-inositol-tetrakisphosphate 1-kinase

[All Photos](#) (5)

Product No.	Clonality	Application	Species Reactivity	Citations	SDS
<a href="#">HPA055230</a>	polyclonal	IF, IHC	human	1	<a href="#">View</a>



### Anti-ITPKB antibody produced in rabbit

**Synonym(s):** Anti-IP3KB, Anti-inositol 1,4,5-trisphosphate 3-kinase B

[All Photos](#) (6)

Product No.	Clonality	Application	Species Reactivity	Citations	SDS
<a href="#">HPA072923</a>	polyclonal	IF	human		<a href="#">View</a>
<a href="#">HPA030273</a>	polyclonal	IHC	human		<a href="#">View</a>

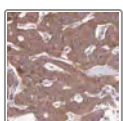


### Anti-ITPKC antibody produced in rabbit

**Synonym(s):** Anti-IP3-3KC, Anti-IP3KC, Anti-inositol-trisphosphate 3-kinase C

[All Photos](#) (4)

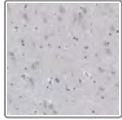
Product No.	Clonality	Application	Species Reactivity	Citations	SDS
<a href="#">HPA053003</a>	polyclonal	IF, IHC	human		<a href="#">View</a>
<a href="#">HPA050760</a>	polyclonal	IHC	human		<a href="#">View</a>



### Anti-ITPR2 antibody produced in rabbit

## All Photos (5)

Product No.	Clonality	Application	Species Reactivity	Citations	SDS
<a href="#">HPA062260</a>	polyclonal	IF	human		<a href="#">View</a>
<a href="#">HPA059144</a>	polyclonal	IHC	human		<a href="#">View</a>



### Anti-ITPR1 antibody produced in rabbit

## All Photos (9)

Product No.	Clonality	Application	Species Reactivity	Citations	SDS
<a href="#">HPA014765</a>	polyclonal	IHC	human	6	<a href="#">View</a>
<a href="#">HPA016487</a>	polyclonal	IHC	human	2	<a href="#">View</a>



### Anti-ITPR3 antibody produced in rabbit

**Synonym(s):** Anti-IP3 receptor isoform 3, Anti-Inositol 1,4,5-trisphosphate receptor type 3, Anti-InsP3R3, Anti-Type 3 InsP3 receptor, Anti-Type 3 inositol 1,4,5- trisphosphate receptor

## All Photos (1)

Product No.	Clonality	Application	Species Reactivity	Citations	SDS
<a href="#">HPA003915</a>	polyclonal	IHC	human	6	<a href="#">View</a>

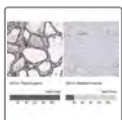


### Anti-ITSN1 antibody produced in rabbit

**Synonym(s):** Anti-Intersectin-1, Anti-SH3 domain-containing protein 1A, Anti-SH3P17

## All Photos (2)

Product No.	Clonality	Application	Species Reactivity	Citations	SDS
<a href="#">HPA018007</a>	polyclonal	IHC	human	6	<a href="#">View</a>

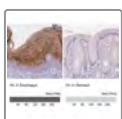


### Anti-IVD antibody produced in rabbit

**Synonym(s):** Anti-ACAD2, Anti-isovaleryl-CoA dehydrogenase

## All Photos (5)


Product No.	Clonality	Application	Species Reactivity	Citations	SDS
<a href="#">HPA041391</a>	polyclonal	IF, IHC	human		<a href="#">View</a>



### Anti-IVL antibody produced in rabbit



## All Photos (6)

Product No.	Clonality	Application	Species Reactivity	Citations	SDS
<a href="#">HPA055211</a>	polyclonal	IF, IHC	human	3	 <a href="#">View</a>

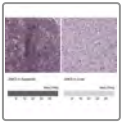


### Anti-JAK2 antibody produced in rabbit

**Synonym(s):** Anti-JTK10


## All Photos (3)

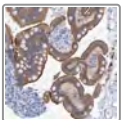
Product No.	Clonality	Application	Species Reactivity	Citations	SDS
<a href="#">HPA043870</a>	polyclonal	IF	human		<a href="#">View</a>
<a href="#">HPA040820</a>	polyclonal	IHC	human		<a href="#">View</a>



### Anti-JAK3 antibody produced in rabbit

## All Photos (3)

Product No.	Clonality	Application	Species Reactivity	Citations	SDS
<a href="#">HPA070314</a>	polyclonal	IHC	human		 <a href="#">View</a>

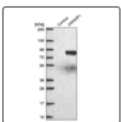


### Anti-JAKMIP3 antibody produced in rabbit

**Synonym(s):** Anti-Janus kinase and microtubule-interacting protein 3, Anti-Neuroendocrine long coiled-coil protein 2

## All Photos (1)


Product No.	Clonality	Application	Species Reactivity	Citations	SDS
<a href="#">HPA022872</a>	polyclonal	IHC	human	2	<a href="#">View</a>

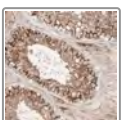


### Anti-JAKMIP1 antibody produced in rabbit

**Synonym(s):** Anti-FLJ31564, Anti-Gababrbp, Anti-JAMIP1, Anti-MARLIN1, Anti-janus kinase and microtubule interacting protein 1

## All Photos (2)

Product No.	Clonality	Application	Species Reactivity	Citations	SDS
<a href="#">HPA044570</a>	polyclonal	IHC, WB	human		 <a href="#">View</a>

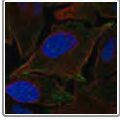


### Anti-JAM3 antibody produced in rabbit

**Synonym(s):** Anti-JAM-2, Anti-JAM-3, Anti-JAM-C, Anti-Junctional adhesion molecule 3, Anti-Junctional adhesion molecule C precursor

## All Photos (8)

Product No.	Clonality	Application	Species Reactivity	Citations	SDS
<a href="#">HPA050434</a>	polyclonal	IF	human		<a href="#">View</a>
<a href="#">HPA003417</a>	polyclonal	IF, IHC	human	7	<a href="#">View</a>

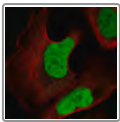


### Anti-JAM2 antibody produced in rabbit

**Synonym(s):** C21orf43, CD322, JAM-B, JAMB, VE-JAM

## All Photos (2)

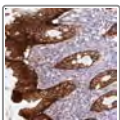
Product No.	Clonality	Application	Species Reactivity	Citations	SDS
<a href="#">HPA028789</a>	polyclonal	IF	human		<a href="#">View</a>
<a href="#">HPA077346</a>	polyclonal	IF	human		<a href="#">View</a>



### Anti-JUN antibody produced in rabbit

## All Photos (1)

Product No.	Clonality	Application	Species Reactivity	Citations	SDS
<a href="#">HPA059474</a>	polyclonal	IF	human		<a href="#">View</a>



### Anti-JUP antibody produced in rabbit

**Synonym(s):** Anti-CTNNG, Anti-DP3, Anti-DPIII, Anti-PDGB, Anti-PKGB

## All Photos (2)

Product No.	Clonality	Application	Species Reactivity	Citations	SDS
<a href="#">HPA032047</a>	polyclonal	IHC	human	1	

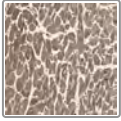
All

## Anti-KANK4 antibody produced in rabbit

Photos (5)

**Synonym(s):** Anti-Ankyrin repeat domain-containing protein 38, Anti-KN motif and ankyrin repeat domain-containing protein 4

Product No.	Clonality	Application	Species Reactivity	Citations	SDS
<a href="#">HPA014030</a>	polyclonal	IHC, WB	human	3	<a href="#">View</a>



## Anti-KANK1 antibody produced in rabbit

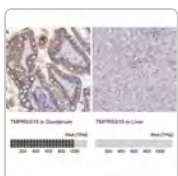
**Synonym(s):** Anti-ANKRD15, Anti-Ankyrin repeat domain-containing protein 15 antibody produced in rabbit, Anti-Kidney ankyrin repeat-containing protein

All

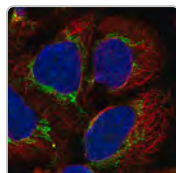
Photos (5)

Product No.	Clonality	Application	Species Reactivity	Citations	SDS
<a href="#">HPA056090</a>	polyclonal	IF	human	1	<a href="#">View</a>
<a href="#">HPA005539</a>	polyclonal	IHC	human	11	<a href="#">View</a>

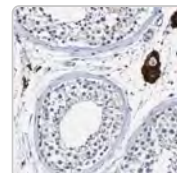
## Recommended Products



Sigma-Aldrich  
**HPA072934**  
Anti-TMPRSS15



Sigma-Aldrich  
**HPA061396**  
Anti-AARS2  
antibody...



Sigma-Aldrich  
**HPA010972**  
Anti-VMA21  
antibody...

[View Price and Availability](#)

[View Price and Availability](#)

[View Price and Availability](#)


## Anti-KANK3 antibody produced in rabbit


**Synonym(s):** Anti-ANKRD47, Anti-FLJ46061, Anti-KN motif and ankyrin repeat domains 3





## Anti-KATNAL2 antibody (6)


Product No.	Clonality	Application	Species Reactivity	Citations	SDS
<a href="#">HPA051153</a>	polyclonal	IF, IHC	human	1	 <a href="#">View</a>




## Anti-KATNAL2 antibody produced in rabbit

**Synonym(s):** Anti-DKFZP667C165, Anti-MGC33211, Anti-katanin p60 subunit A-like 2

## All Photos (9)

Product No.	Clonality	Application	Species Reactivity	Citations	SDS
<a href="#">HPA042029</a>	polyclonal	IF, IHC	human		 <a href="#">View</a>
<a href="#">HPA040712</a>	polyclonal	IHC	human		<a href="#">View</a>

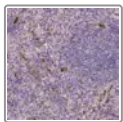


## Anti-KAZALD1 antibody produced in rabbit

**Synonym(s):** Anti-Kazal-type serine protease inhibitor domain-containing protein 1 precursor

## All Photos (1)

Product No.	Clonality	Application	Species Reactivity	Citations	SDS
<a href="#">HPA011800</a>	polyclonal	IHC	human	2	<a href="#">View</a>



## Anti-KAZN antibody produced in rabbit

## All Photos (2)


Product No.	Clonality	Application	Species Reactivity	Citations	SDS
<a href="#">HPA032095</a>	polyclonal	IF, IHC	human		<a href="#">View</a>



## Anti-KCMF1 antibody produced in rabbit

**Synonym(s):** Anti-DEBT91, Anti-DKFZP434L1021, Anti-PCMF, Anti-ZZZ1, Anti-potassium channel modulatory factor 1

## All Photos (7)

Product No.	Clonality	Application	Species Reactivity	Citations	SDS
<a href="#">HPA030384</a>	polyclonal	IF, IHC	human		 <a href="#">View</a>

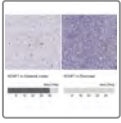


## Anti-KCNA3 antibody produced in rabbit

**Synonym(s):** Anti-HLK3, Anti-HPCN3, Anti-Kv1.3, Anti-MK3, Anti-potassium voltage-gated channel, shaker-related subfamily, member 3

## All Photos (4)


Product No.	Clonality	Application	Species Reactivity	Citations	SDS
<a href="#">HPA016625</a>	polyclonal	IHC	human		<a href="#">View</a>

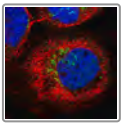


### Anti-KCNF1

**Synonym(s):** IK8, KCNF, Kv5.1, KH1

## All Photos (3)

Product No.	Clonality	Application	Species Reactivity	Citations	SDS
<a href="#">HPA062278</a>	polyclonal	IHC	human		<a href="#">View</a>

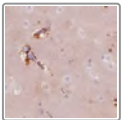


### Anti-KCNF1 antibody produced in rabbit

**Synonym(s):** Anti-Potassium voltage-gated channel subfamily F member 1, Anti-Voltage-gated potassium channel subunit Kv51, Anti-KH1

## All Photos (1)

Product No.	Clonality	Application	Species Reactivity	Citations	SDS
<a href="#">HPA014738</a>	polyclonal	IF	human	4	<a href="#">View</a>

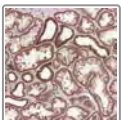


### Anti-KCNG2 antibody produced in rabbit

**Synonym(s):** Anti-KCNF2, Anti-Kv6.2, Anti-potassium voltage-gated channel, subfamily G, member 2

## All Photos (1)

Product No.	Clonality	Application	Species Reactivity	Citations	SDS
<a href="#">HPA048628</a>	polyclonal	IHC	human		<a href="#">View</a>

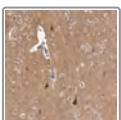


### Anti-KCNH3 antibody produced in rabbit

**Synonym(s):** Anti-BEC1, Anti-Kv12.2, Anti-elk2, Anti-potassium voltage-gated channel, subfamily H (eag-related), member 3

## All Photos (2)

Product No.	Clonality	Application	Species Reactivity	Citations	SDS
<a href="#">HPA051088</a>	polyclonal	IF, IHC	human		<a href="#">View</a>



### Anti-KCNIP1 antibody produced in rabbit

**Synonym(s):** Anti-A-type potassium channel modulatory protein 1, Anti-KChIP1, Anti-Kv channel-interacting protein 1, Anti-Potassium channel-interacting protein 1, Anti-Vesicle APC-binding protein

## All Photos (2)


Product No.	Clonality	Application	Species Reactivity	Citations	SDS
<a href="#">HPA022864</a>	polyclonal	IHC	human	2	<a href="#">View</a>



### Anti-KCNIP3 antibody produced in rabbit


## All Photos (1)

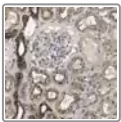
Product No.	Clonality	Application	Species Reactivity	Citations	SDS
<a href="#">HPA069797</a>	polyclonal	IHC	human		<a href="#">View</a>



### Anti-KCNJ5 antibody produced in rabbit

## All Photos (7)

Product No.	Clonality	Application	Species Reactivity	Citations	SDS
<a href="#">HPA014722</a>	polyclonal	IHC	human	5	<a href="#">View</a>
<a href="#">HPA017353</a>	polyclonal	IHC	human	6	 <a href="#">View</a>



### Anti-KCNJ15 antibody produced in rabbit

**Synonym(s):** Anti-ATP-sensitive inward rectifier potassium channel 15, Anti-Inward rectifier K(+) channel Kir4.2, Anti-Kir13, Anti-Potassium channel, inwardly rectifying subfamily J member 15

## All Photos (5)

Product No.	Clonality	Application	Species Reactivity	Citations	SDS
<a href="#">HPA016702</a>	polyclonal	IF, IHC	human	4	<a href="#">View</a>

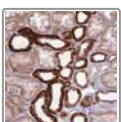


### Anti-KCNJ8 antibody produced in rabbit

**Synonym(s):** Anti-Kir6.1, Anti-NG23, Anti-PERB11.2, Anti-potassium inwardly-rectifying channel, subfamily J, member 8

## All Photos (5)

Product No.	Clonality	Application	Species Reactivity	Citations	SDS
<a href="#">HPA031066</a>	polyclonal	IHC	human		<a href="#">View</a>

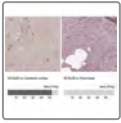


### Anti-KCNJ16 antibody produced in rabbit

**Synonym(s):** Anti-BIR9, Anti-Kir5.1


## All Photos (1)

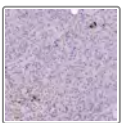
Product No.	Clonality	Application	Species Reactivity	Citations	SDS
<a href="#">HPA059563</a>	polyclonal	IHC	human		<a href="#">View</a>



### Anti-KCNJ9 antibody produced in rabbit

## All Photos (3)

Product No.	Clonality	Application	Species Reactivity	Citations	SDS
<a href="#">HPA070478</a>	polyclonal	IHC	human		 <a href="#">View</a>

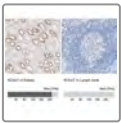


### Anti-KCNJ11 antibody produced in rabbit

**Synonym(s):** Anti-BIR, Anti-Kir6.2

## All Photos (1)


Product No.	Clonality	Application	Species Reactivity	Citations	SDS
<a href="#">HPA048891</a>	polyclonal	IHC	human	3	<a href="#">View</a>

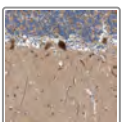


### Anti-KCNJ1 antibody produced in rabbit

**Synonym(s):** Anti-Kir1.1, Anti-ROMK1, Anti-potassium inwardly-rectifying channel, subfamily J, member 1

## All Photos (3)

Product No.	Clonality	Application	Species Reactivity	Citations	SDS
<a href="#">HPA026962</a>	polyclonal	IHC	human	1	 <a href="#">View</a>

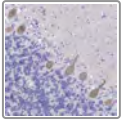


### Anti-KCNK1 antibody produced in rabbit

**Synonym(s):** Anti-Inward rectifying potassium channel protein TWIK-1, Anti-Potassium channel KCNO1, Anti-Potassium channel subfamily K member 1

## All Photos (2)


Product No.	Clonality	Application	Species Reactivity	Citations	SDS
<a href="#">HPA016049</a>	polyclonal	IF, IHC	human	1	<a href="#">View</a>

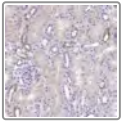


### Anti-KCNK18 antibody produced in rabbit

**Synonym(s):** Anti-K2p18.1, Anti-Potassium channel, subfamily k, member 18, Anti-Tresk, Anti-Tresk-2, Anti-Tresk2, Anti-Trik

[All Photos](#) (2)

Product No.	Clonality	Application	Species Reactivity	Citations	SDS
<a href="#">HPA044739</a>	polyclonal	IHC, WB	human		<a href="#">View</a>

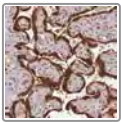


### Anti-KCNK5 antibody produced in rabbit

**Synonym(s):** Anti-K2p5.1, Anti-TASK-2

[All Photos](#) (2)

Product No.	Clonality	Application	Species Reactivity	Citations	SDS
<a href="#">HPA059148</a>	polyclonal	IF, IHC	human	1	<a href="#">View</a>

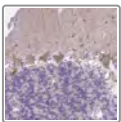


### Anti-KCNK6 antibody produced in rabbit

**Synonym(s):** Anti-K2p6.1, Anti-TWIK-2

[All Photos](#) (1)

Product No.	Clonality	Application	Species Reactivity	Citations	SDS
<a href="#">HPA040184</a>	polyclonal	IHC	human	1	<a href="#">View</a>




### Anti-KCNMA1 antibody produced in rabbit

**Synonym(s):** Anti-KCa1.1, Anti-SLO, Anti-mSLO1

[All Photos](#) (4)

Product No.	Clonality	Application	Species Reactivity	Citations	SDS
<a href="#">HPA054648</a>	polyclonal	IHC	human	2	<a href="#">View</a>




### Anti-KCNMB3 antibody produced in rabbit

**Synonym(s):** Anti-BK channel subunit beta-3, Anti-BKbeta3, Anti-Calcium-activated potassium channel subunit beta-3, Anti-Calcium-activated potassium channel, subfamily M subunit beta-3, Anti-Charybdotoxin receptor subunit beta-3, Anti-Hbeta3, Anti-K(VCA, Anti-Maxi K channel subunit beta-3, Anti-Slo-beta-3, Anti-K(VCA)beta-3

[All Photos](#) (4)


Product No.	Clonality	Application	Species Reactivity	Citations	SDS
<a href="#">HPA019185</a>	polyclonal	IF, IHC	human	5	<a href="#">View</a>
<a href="#">HPA015665</a>	polyclonal	IHC	human	3	<a href="#">View</a>

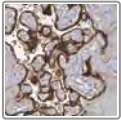


## Anti-KCNQ1 antibody produced in rabbit

**Synonym(s):** Anti-JLNS1, Anti-KCNA8, Anti-KCNA9, Anti-KVLQT1, Anti-Kv7.1, Anti-LQT1

[All Photos](#) (3)

Product No.	Clonality	Application	Species Reactivity	Citations	SDS
<a href="#">HPA048553</a>	polyclonal	IHC	human	1	 <a href="#">View</a>



## Anti-KCNS2 antibody produced in rabbit

**Synonym(s):** Anti-Kv9.2, Anti-potassium voltage-gated channel, delayed-rectifier, subfamily S, member 2

[All Photos](#) (1)

Product No.	Clonality	Application	Species Reactivity	Citations	SDS
<a href="#">HPA051417</a>	polyclonal	IHC	human		<a href="#">View</a>



## Anti-KCTD20 antibody produced in rabbit

**Synonym(s):** Anti-C6orf69, Anti-MGC14254, Anti-TCF3, Anti-dJ108K11.3, Anti-potassium channel tetramerisation domain containing 20

[All Photos](#) (5)

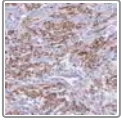
Product No.	Clonality	Application	Species Reactivity	Citations	SDS
<a href="#">HPA030092</a>	polyclonal	IF, IHC	human		<a href="#">View</a>

**All Photos** (2)

**Anti-KCTD11 antibody produced in rabbit**

**Synonym(s):** Anti-C17orf36, Anti-KCASH1, Anti-REN, Anti-potassium channel tetramerisation domain containing 11

Product No.	Clonality	Application	Species Reactivity	Citations	SDS
<a href="#">HPA052035</a>	polyclonal	IF, IHC	human		<a href="#">View</a>



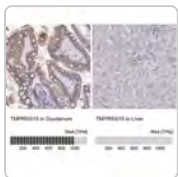
**Anti-KCTD15 antibody produced in rabbit**

**Synonym(s):** Anti-MGC25497, Anti-potassium channel tetramerisation domain containing 15

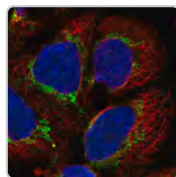
**All Photos** (3)

Product No.	Clonality	Application	Species Reactivity	Citations	SDS
<a href="#">HPA050822</a>	polyclonal	IF, IHC	human		<a href="#">View</a>

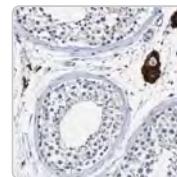
**Recommended Products**



Sigma-Aldrich  
**HPA072934**  
Anti-TMPRSS15



Sigma-Aldrich  
**HPA061396**  
Anti-AARS2  
antibody...

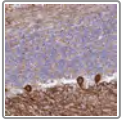


Sigma-Aldrich  
**HPA010972**  
Anti-VMA21  
antibody...

[View Price and Availability](#)

[View Price and Availability](#)

[View Price and Availability](#)

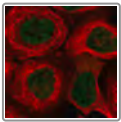


## Anti-KCTD18 antibody produced in rabbit

**Synonym(s):** Anti-6530404F10Rik, Anti-FLJ31322, Anti-FLJ37818, Anti-Potassium Channel Tetramerisation Domain Containing 18

[All Photos](#) (2)

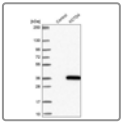
Product No.	Clonality	Application	Species Reactivity	Citations	SDS
<a href="#">HPA058028</a>	polyclonal	IF	human		<a href="#">View</a>
<a href="#">HPA045498</a>	polyclonal	IHC	human		<a href="#">View</a>



## Anti-KCTD9 antibody produced in rabbit

[All Photos](#) (1)


Product No.	Clonality	Application	Species Reactivity	Citations	SDS
<a href="#">HPA047902</a>	polyclonal	IF	human		<a href="#">View</a>



## Anti-KCTD4 antibody produced in rabbit

**Synonym(s):** Anti-Potassium channel tetramerisation domain containing 4, Anti-bA321C24.3

[All Photos](#) (2)

Product No.	Clonality	Application	Species Reactivity	Citations	SDS
<a href="#">HPA040734</a>	polyclonal	IHC	human		<a href="#">View</a>

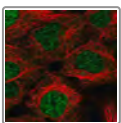


## Anti-KCTD20 antibody produced in rabbit

**Synonym(s):** Anti-C6orf69, Anti-MGC14254, Anti-TCF3, Anti-dJ108K11.3, Anti-potassium channel tetramerisation domain containing 20

[All Photos](#) (5)

Product No.	Clonality	Application	Species Reactivity	Citations	SDS
<a href="#">HPA030092</a>	polyclonal	IF, IHC	human		<a href="#">View</a>



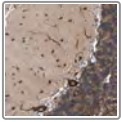
## Anti-KDELC1 antibody produced in rabbit

[All Photos](#) (2)

Product No.	Clonality	Application	Species Reactivity	Citations	SDS
<a href="#">HPA043946</a>	polyclonal	IF	human		<a href="#">View</a>



Product No.	Clonality	Application	Species Reactivity	Citations	SDS
<a href="#">HPA064398</a>	polyclonal	IF	human		<a href="#">View</a>

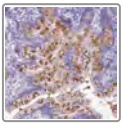


### Anti-KDELR2 antibody produced in rabbit

**Synonym(s):** Anti-ELP-1, Anti-ER lumen protein retaining receptor 2, Anti-ERD2-like protein 1, Anti-KDEL endoplasmic reticulum protein retention receptor 2, Anti-KDEL receptor 2

[All Photos](#) (1)

Product No.	Clonality	Application	Species Reactivity	Citations	SDS
<a href="#">HPA016459</a>	polyclonal	IHC	human		<a href="#">View</a>

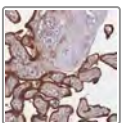


### Anti-KDELR3 antibody produced in rabbit

**Synonym(s):** Anti-KDEL (Lys-Asp-Glu-Leu) Endoplasmic Reticulum Protein Retention Receptor 3

[All Photos](#) (2)

Product No.	Clonality	Application	Species Reactivity	Citations	SDS
<a href="#">HPA076405</a>	polyclonal	IF	human		<a href="#">View</a>
<a href="#">HPA043477</a>	polyclonal	IHC	human	1	<a href="#">View</a>



### Anti-KDSR antibody produced in rabbit

**Synonym(s):** Anti-DHSR, Anti-FVT1, Anti-SDR35C1

[All Photos](#) (1)

Product No.	Clonality	Application	Species Reactivity	Citations	SDS
<a href="#">HPA044884</a>	polyclonal	IHC	human	1	<a href="#">View</a>



### Anti-KERA antibody produced in rabbit

**Synonym(s):** Anti-Cna2, Anti-Keratocan, Anti-Slrr2b

[All Photos](#) (1)



Product No.	Clonality	Application	Species Reactivity	Citations	SDS
<a href="#">HPA039321</a>	polyclonal	IHC	human	5	<a href="#">View</a>



### Anti-KHDRBS1 antibody produced in rabbit

**Synonym(s):** Anti-FLJ34027, Anti-Sam68, Anti-p62

[All Photos](#) (10)


Product No.	Clonality	Application	Species Reactivity	Citations	SDS
<a href="#">HPA056813</a>	polyclonal	IF, IHC	human		 <a href="#">View</a>
<a href="#">HPA051280</a>	polyclonal	IF, IHC, WB	human		 <a href="#">View</a>

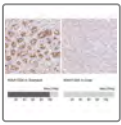


### Anti-KHK antibody produced in rabbit

**Synonym(s):** Anti-Hepatic fructokinase antibody produced in rabbit, Anti-Ketohexokinase antibody produced in rabbit

[All Photos](#) (7)



Product No.	Clonality	Application	Species Reactivity	Citations	SDS
<a href="#">HPA007040</a>	polyclonal	IHC	human, mouse, rat	18	 <a href="#">View</a>

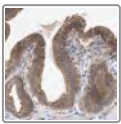


### Anti-KIAA1324 antibody produced in rabbit

**Synonym(s):** Anti-Eig121, Anti-Kiaa1324, Anti-Maba1

[All Photos](#) (15)

Product No.	Clonality	Application	Species Reactivity	Citations	SDS
<a href="#">HPA070749</a>	polyclonal	IF, IHC	human		 <a href="#">View</a>
<a href="#">HPA029869</a>	polyclonal	IHC	human	1	 <a href="#">View</a>

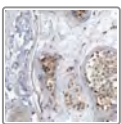


### Anti-KIDINS220 antibody produced in rabbit

**Synonym(s):** Anti-Ankyrin repeat-rich membrane spanning protein, Anti-Kinase D-interacting substrate of 220 kDa

[All Photos](#) (3)


Product No.	Clonality	Application	Species Reactivity	Citations	SDS
<a href="#">HPA014790</a>	polyclonal	IF, IHC	human	5	<a href="#">View</a>



### Anti-KIF15 antibody produced in rabbit

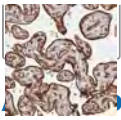
**Synonym(s):** Anti-HKLP2, Anti-KNSL7, Anti-NY-BR-62, Anti-Kinesin family member 15

[All Photos](#) (6)

Product No.	Clonality	Application	Species Reactivity	Citations	SDS
<a href="#">HPA035516</a>	polyclonal	IHC	human		<a href="#">View</a>
<a href="#">HPA035517</a>	polyclonal	IHC	human	3	 <a href="#">View</a>



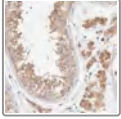
### Anti-KIF7 antibody produced in rabbit



**Synonym(s):** Anti-JBTS12, Anti-Kinesin Family Member 7

[Photos](#) (1)

Product No.	Clonality	Application	Species Reactivity	Citations	SDS
<a href="#">HPA043145</a>	polyclonal	IHC	human	4	<a href="#">View</a>




### Anti-KIF9 antibody produced in rabbit

**Synonym(s):** Anti-MGC104186, Anti-kinesin family member 9, Anti-Kinesin-like protein KIF9

[All Photos](#) (3)


Product No.	Clonality	Application	Species Reactivity	Citations	SDS
<a href="#">HPA030429</a>	polyclonal	IHC	human	3	<a href="#">View</a>
<a href="#">HPA022033</a>	polyclonal	IHC	human	2	<a href="#">View</a>

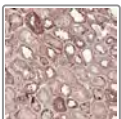


### Anti-KIF12 antibody produced in rabbit

**Synonym(s):** Anti-Kinesin-like protein KIF12

[All Photos](#) (5)

Product No.	Clonality	Application	Species Reactivity	Citations	SDS
<a href="#">HPA020192</a>	polyclonal	IF, IHC	human	2	 <a href="#">View</a>
<a href="#">HPA024127</a>	polyclonal	IHC	human		<a href="#">View</a>

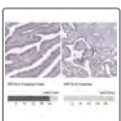


### Anti-KIF14 antibody produced in rabbit

**Synonym(s):** Anti-KIAA0042, Anti-Kinesin family member 14


[All Photos](#) (5)


Product No.	Clonality	Application	Species Reactivity	Citations	SDS
<a href="#">HPA058220</a>	polyclonal	IF	human		<a href="#">View</a>
<a href="#">HPA038061</a>	polyclonal	IHC	human	3	<a href="#">View</a>



### Anti-KIF19 antibody produced in rabbit

[All Photos](#) (3)


Product No.	Clonality	Application	Species Reactivity	Citations	SDS
<a href="#">HPA073303</a>	polyclonal	IHC	human		 <a href="#">View</a>

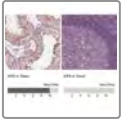


## Anti-KIF22 antibody produced in rabbit

**Synonym(s):** Anti-Kid, Anti-Kinesin family member 22, Anti-Knsl4, Anti-Obp-1, Anti-Obp-2

### All Photos (3)


Product No.	Clonality	Application	Species Reactivity	Citations	SDS
<a href="#">HPA048213</a>	polyclonal	IF	human	1	
<a href="#">HPA041076</a>	polyclonal	IHC	human	1	




## Anti-KIF6 antibody produced in rabbit

**Synonym(s):** Anti-C6orf102, Anti-Dj1043e3.1, Anti-Dj137f1.4, Anti-Dj188d3.1, Anti-Dkfzp451i2418, Anti-Kinesin family member 6, Anti-Mgc33317

### All Photos (4)


Product No.	Clonality	Application	Species Reactivity	Citations	SDS
<a href="#">HPA058624</a>	polyclonal	IF	human		
<a href="#">HPA038811</a>	polyclonal	IHC	human	3	

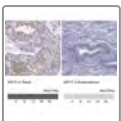


## Anti-KIF25 antibody produced in rabbit

**Synonym(s):** Anti-KNSL3, Anti-Kinesin Family Member 25


### All Photos (2)

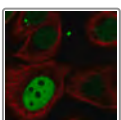
Product No.	Clonality	Application	Species Reactivity	Citations	SDS
<a href="#">HPA046153</a>	polyclonal	IHC	human	4	



## Anti-KIF17 antibody produced in rabbit

### All Photos (4)

Product No.	Clonality	Application	Species Reactivity	Citations	SDS
<a href="#">HPA032085</a>	polyclonal	IF, IHC	human		

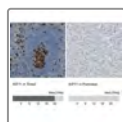


## Anti-KIF23 antibody produced in rabbit

### All Photos (2)

Product No.	Clonality	Application	Species Reactivity	Citations	SDS
<a href="#">HPA045208</a>	polyclonal	IF	human		



Product No.	Clonality	Application	Species Reactivity	Citations	SDS
<a href="#">HPA068831</a>	polyclonal	IF	human		<a href="#">View</a>



### Anti-KIF11 antibody produced in rabbit

**Synonym(s):** Anti-Kinesin-like protein 1, Anti-Kinesin-like protein KIF11, Anti-Kinesin-like spindle protein HKSP, Anti-Kinesin-related motor protein Eg5, Anti-TRIP-5, Anti-Thyroid receptor-interacting protein 5, Eg5, HKSP, KNSL1, TRIP5

[All Photos](#) (11)


Product No.	Clonality	Application	Species Reactivity	Citations	SDS
<a href="#">HPA010093</a>	polyclonal	IF	human		<a href="#">View</a>
<a href="#">HPA010568</a>	polyclonal	IHC	rat, human, mouse	10	 <a href="#">View</a>
<a href="#">HPA006916</a>	polyclonal	IHC	human	1	 <a href="#">View</a>

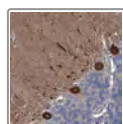


### Anti-KIF21A antibody produced in rabbit

**Synonym(s):** Anti-FEOM1, Anti-FLJ20052

[All Photos](#) (6)

Product No.	Clonality	Application	Species Reactivity	Citations	SDS
<a href="#">HPA058432</a>	polyclonal	IF, IHC	human		 <a href="#">View</a>

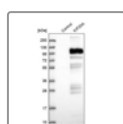


### Anti-KIF13A antibody produced in rabbit

**Synonym(s):** Anti-bA500C11.2, Anti-kinesin family member 13A

[All Photos](#) (2)


Product No.	Clonality	Application	Species Reactivity	Citations	SDS
<a href="#">HPA029253</a>	polyclonal	IHC	human		<a href="#">View</a>
<a href="#">HPA029254</a>	polyclonal	IHC	human		<a href="#">View</a>



### Anti-KIF20A antibody produced in rabbit

**Synonym(s):** Anti-Kinesin family member 20A, Anti-RAB6KIFL

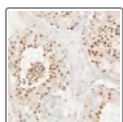
[All Photos](#) (8)

Product No.	Clonality	Application	Species Reactivity	Citations	SDS
<a href="#">HPA036910</a>	polyclonal	IHC	human	1	 <a href="#">View</a>
<a href="#">HPA036909</a>	polyclonal	IHC	human	1	<a href="#">View</a>

## All **Anti-KIF5A antibody produced in rabbit**

**Photos** (10) **Synonym(s):** Anti-Kinesin heavy chain isoform 5A antibody produced in rabbit, Anti-Kinesin heavy chain neuron-specific 1 antibody produced in rabbit, Anti-NKHC antibody produced in rabbit, Anti-Neuronal kinesin heavy chain antibody produced in rabbit

Product No.	Clonality	Application	Species Reactivity	Citations	SDS
<a href="#">HPA073448</a>	polyclonal	IF	human		<a href="#">View</a>
<a href="#">HPA004469</a>	polyclonal	IHC	human, rat, mouse	5	<a href="#">View</a>



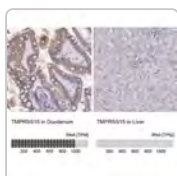
## **Anti-KIF2A antibody produced in rabbit**

**Synonym(s):** Anti-HK2 antibody produced in rabbit, Anti-Kinesin-2 antibody produced in rabbit, Anti-Kinesin-like protein KIF2A antibody produced in rabbit

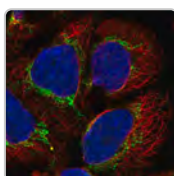
All **Photos** (4)

Product No.	Clonality	Application	Species Reactivity	Citations	SDS
<a href="#">HPA004715</a>	polyclonal	IF	human		<a href="#">View</a>
<a href="#">HPA004716</a>	polyclonal	IHC	human, rat	4	<a href="#">View</a>

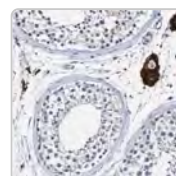
## Recommended Products



Sigma-Aldrich  
**HPA072934**  
Anti-TMPRSS15



Sigma-Aldrich  
**HPA061396**  
Anti-AARS2  
antibody...

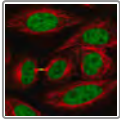


Sigma-Aldrich  
**HPA010972**  
Anti-VMA21  
antibody...

[View Price and Availability](#)

[View Price and Availability](#)


[View Price and Availability](#)



## Anti-KIF4A antibody produced in rabbit

[All Photos](#) (1)


Product No.	Clonality	Application	Species Reactivity	Citations	SDS
<a href="#">HPA061583</a>	polyclonal	IF	human		<a href="#">View</a>

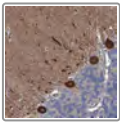


## Anti-KIF21A antibody produced in rabbit

**Synonym(s):** Anti-FEOM1, Anti-FLJ20052

[All Photos](#) (6)

Product No.	Clonality	Application	Species Reactivity	Citations	SDS
<a href="#">HPA058432</a>	polyclonal	IF, IHC	human		<a href="#">View</a>



## Anti-KIF13A antibody produced in rabbit

**Synonym(s):** Anti-bA500C11.2, Anti-kinesin family member 13A

[All Photos](#) (2)


Product No.	Clonality	Application	Species Reactivity	Citations	SDS
<a href="#">HPA029253</a>	polyclonal	IHC	human		<a href="#">View</a>
<a href="#">HPA029254</a>	polyclonal	IHC	human		<a href="#">View</a>



## Anti-KIF13B

**Synonym(s):** GAKIN, KIAA0639

[All Photos](#) (8)


Product No.	Clonality	Application	Species Reactivity	Citations	SDS
<a href="#">HPA049655</a>	polyclonal	IHC	human		<a href="#">View</a>




## Anti-KIF13B antibody produced in rabbit

**Synonym(s):** Anti-Kinesin-like protein GAKIN, Anti-Kinesin-like protein KIF13B

[All Photos](#) (9)


Product No.	Clonality	Application	Species Reactivity	Citations	SDS
<a href="#">HPA025023</a>	polyclonal	IHC	human	4	

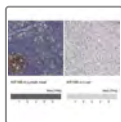


## Anti-KIF2B antibody produced in rabbit

**Synonym(s):** Anti-AS, Anti-kinesin family member 2B

## All Photos (9)


Product No.	Clonality	Application	Species Reactivity	Citations	SDS
<a href="#">HPA024795</a>	polyclonal	IF, IHC	human	2	<a href="#">View</a>
<a href="#">HPA023081</a>	polyclonal	IHC	human	2	<a href="#">View</a>
<a href="#">HPA023103</a>	polyclonal	IHC	human	2	 <a href="#">View</a>

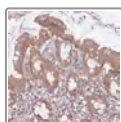


### Anti-KIF18B antibody produced in rabbit

**Synonym(s):** Anti-Kinesin-like protein KIF18B

## All Photos (6)

Product No.	Clonality	Application	Species Reactivity	Citations	SDS
<a href="#">HPA024205</a>	polyclonal	IF, IHC	human	1	 <a href="#">View</a>




### Anti-KIF16B antibody produced in rabbit

**Synonym(s):** Anti-C20orf23, Anti-FLJ20135, Anti-SNX23, Anti-dJ971B4.1, Anti-kinesin family member 16B



## All Photos (4)

Product No.	Clonality	Application	Species Reactivity	Citations	SDS
<a href="#">HPA051198</a>	polyclonal	IHC	human		<a href="#">View</a>



### Anti-KIF5B antibody produced in rabbit

## All Photos (6)

Product No.	Clonality	Application	Species Reactivity	Citations	SDS
<a href="#">HPA037589</a>	polyclonal	IF, IHC	human		 <a href="#">View</a>
<a href="#">HPA037590</a>	polyclonal	IF, IHC, WB	human		 <a href="#">View</a>




### Anti-KIF21B antibody produced in rabbit

**Synonym(s):** Anti-Kinesin-like protein KIF21B, Anti-DKFZP434J212, Anti-KIAA0449, Anti-kinesin family member 21B

## All Photos (7)

Product No.	Clonality	Application	Species Reactivity	Citations	SDS
<a href="#">HPA027274</a>	polyclonal	IHC	human	1	<a href="#">View</a>
<a href="#">HPA027249</a>	polyclonal	IHC	human	1	<a href="#">View</a>



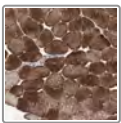


## Anti-KIF26B antibody produced in rabbit

**Synonym(s):** Anti-FLJ10157, Anti-kinesin family member 26B

[All Photos](#) (5)

Product No.	Clonality	Application	Species Reactivity	Citations	SDS
<a href="#">HPA028561</a>	polyclonal	IHC	human		<a href="#">View</a>
<a href="#">HPA028562</a>	polyclonal	IF, IHC	human	1	<a href="#">View</a>
<a href="#">HPA028478</a>	polyclonal	IHC	human		<a href="#">View</a>
<a href="#">HPA027709</a>	polyclonal	IHC	human		<a href="#">View</a>

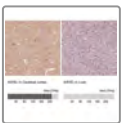


## Anti-KIFC2 antibody produced in rabbit

**Synonym(s):** Anti-FLJ20095, Anti-RabS10, Anti-SUHW3, Anti-ZNF633, Anti-kinesin family member C2

[All Photos](#) (2)


Product No.	Clonality	Application	Species Reactivity	Citations	SDS
<a href="#">HPA029264</a>	polyclonal	IF, IHC	human		<a href="#">View</a>




## Anti-KIF5C antibody produced in rabbit

**Synonym(s):** Anti-Kinesin family member 5C

[All Photos](#) (8)

Product No.	Clonality	Application	Species Reactivity	Citations	SDS
<a href="#">HPA062272</a>	polyclonal	IF, IHC	human		<a href="#">View</a>
<a href="#">HPA035210</a>	polyclonal	IHC	human	1	<a href="#">View</a> 




## Anti-KIFC1 antibody produced in rabbit

**Synonym(s):** Anti-HSET, Anti-KNSL2, Anti-kinesin family member C1

[All Photos](#) (6)

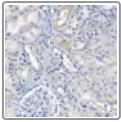
Product No.	Clonality	Application	Species Reactivity	Citations	SDS
<a href="#">HPA062674</a>	polyclonal	IHC	human		<a href="#">View</a>
<a href="#">HPA055997</a>	polyclonal	IF, IHC	human	2	<a href="#">View</a>



### Anti-KIF1C antibody produced in rabbit

[All Photos](#) (7)

Product No.	Clonality	Application	Species Reactivity	Citations	SDS
<a href="#">HPA045020</a>	polyclonal	IHC	human		<a href="#">View</a>
<a href="#">HPA024602</a>	polyclonal	IHC	human		<a href="#">View</a>

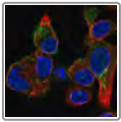


### Anti-KIFC3 antibody produced in rabbit

**Synonym(s):** Anti-Kinesin-like protein KIFC3

[All Photos](#) (2)

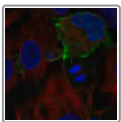
Product No.	Clonality	Application	Species Reactivity	Citations	SDS
<a href="#">HPA021240</a>	polyclonal	IHC	human	5	<a href="#">View</a>



### Anti-KISS1R antibody produced in rabbit

[All Photos](#) (1)

Product No.	Clonality	Application	Species Reactivity	Citations	SDS
<a href="#">HPA071913</a>	polyclonal	IF	human		<a href="#">View</a>



### Anti-KIT antibody produced in rabbit

[All Photos](#) (1)



Product No.	Clonality	Application	Species Reactivity	Citations	SDS
<a href="#">HPA073252</a>	polyclonal	IF	human		<a href="#">View</a>



### Anti-KLC4 antibody produced in rabbit

**Synonym(s):** Anti-KNSL8, Anti-bA387M24.3, Anti-kinesin light chain 4

[All Photos](#) (17)

Product No.	Clonality	Application	Species Reactivity	Citations	SDS
<a href="#">HPA030168</a>	polyclonal	IHC	human		<a href="#">View</a>
<a href="#">HPA030169</a>	polyclonal	IF, IHC	human		<a href="#">View</a>



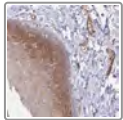
### Anti-KLC2 antibody produced in rabbit



**Synonym(s):** Anti-Flj12387, Anti-Kinesin light chain 2

[All Photos](#) (17)

Product No.	Clonality	Application	Species Reactivity	Citations	SDS
<a href="#">HPA040434</a>	polyclonal	IF, IHC	human		<a href="#">View</a>
<a href="#">HPA040416</a>	polyclonal	IF, IHC	rat, mouse, human	1	<a href="#">View</a>

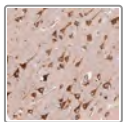


### Anti-KLC3 antibody produced in rabbit

**Synonym(s):** Anti-KLC2L, Anti-KLCt, Anti-KNS2B, Anti-kinesin light chain 3

[All Photos](#) (3)

Product No.	Clonality	Application	Species Reactivity	Citations	SDS
<a href="#">HPA052797</a>	polyclonal	IHC	human	3	<a href="#">View</a>
<a href="#">HPA056508</a>	polyclonal	IF, IHC	human		<a href="#">View</a>

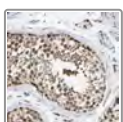


### Anti-KLC1 antibody produced in rabbit

**Synonym(s):** Anti-hKLC1B, Anti-hKLC1G, Anti-hKLC1J, Anti-hKLC1N, Anti-hKLC1P, Anti-hKLC1S

[All Photos](#) (4)

Product No.	Clonality	Application	Species Reactivity	Citations	SDS
<a href="#">HPA044617</a>	polyclonal	IHC	human	1	<a href="#">View</a>
<a href="#">HPA052450</a>	polyclonal	IHC	human		<a href="#">View</a>



### Anti-KLHL1 antibody produced in rabbit

**Synonym(s):** Anti-Kelch-like protein 1

[All Photos](#) (1)

Product No.	Clonality	Application	Species Reactivity	Citations	SDS
<a href="#">HPA021196</a>	polyclonal	IHC	human	1	<a href="#">View</a>



### Anti-KLHL20 antibody produced in rabbit

**Synonym(s):** Anti-Kelch-like ECT2-interacting protein, Anti-Kelch-like protein 20, Anti-Kelch-like protein X, Anti-KHLHX, Anti-KLEIP

[All Photos](#) (4)

Product No.	Clonality	Application	Species Reactivity	Citations	SDS
<a href="#">HPA025034</a>	polyclonal	IF, IHC	human	4	<a href="#">View</a>
<a href="#">HPA053704</a>	polyclonal	IHC	human		<a href="#">View</a>

Product No.	Clonality	Application	Species Reactivity	Citations	SDS
-------------	-----------	-------------	--------------------	-----------	-----



### Anti-KLHL4 antibody produced in rabbit

**Synonym(s):** Anti-DKELCHL, Anti-KHL4, Anti-KIAA1687, Anti-MGC129934, Anti-MGC129935, Anti-TL1, Anti-TL1A, Anti-VEGI, Anti-VEGI192A, Anti-kelch-like 4 (Drosophila)

[All Photos](#) (1)

Product No.	Clonality	Application	Species Reactivity	Citations	SDS
<a href="#">HPA029192</a>	polyclonal	IHC	human		<a href="#">View</a>

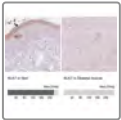


### Anti-KLHL17 antibody produced in rabbit

**Synonym(s):** Anti-kelch-like 17 (Drosophila)

[All Photos](#) (5)



Product No.	Clonality	Application	Species Reactivity	Citations	SDS
<a href="#">HPA031251</a>	polyclonal	IF, IHC	human		<a href="#">View</a>

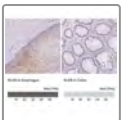


### Anti-KLK7 antibody produced in rabbit

**Synonym(s):** Anti-PRSS6, Anti-SCCE, Anti-Kallikrein-7, Anti-Serine protease 6, Anti-Stratum corneum chymotryptic enzyme, Anti-hK7, Anti-hSCCE

[All Photos](#) (8)


Product No.	Clonality	Application	Species Reactivity	Citations	SDS
<a href="#">HPA062126</a>	polyclonal	IHC	human	1	 <a href="#">View</a>
<a href="#">HPA018994</a>	polyclonal	IF, IHC (p), WB	human	5	 <a href="#">View</a>



### Anti-KLK8 antibody produced in rabbit

**Synonym(s):** Anti-HNP, Anti-PRSS19, Anti-TADG14, Anti-neuropsin, Anti-ovasin


[All Photos](#) (3)

Product No.	Clonality	Application	Species Reactivity	Citations	SDS
<a href="#">HPA035761</a>	polyclonal	IHC	human		

**All**  
**Photos** (3)

### Anti-KLK4 antibody produced in rabbit

**Synonym(s):** Anti-EMSP, Anti-EMSP1, Anti-KLK-L1, Anti-PRSS17, Anti-PSTS, Anti-kallikrein-related peptidase 4


Product No.	Clonality	Application	Species Reactivity	Citations	SDS
<a href="#">HPA051839</a>	polyclonal	IHC	human		 <a href="#">View</a>



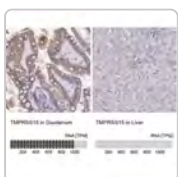
### Anti-KLK5 antibody produced in rabbit

**Synonym(s):** Anti-KLK-L2, Anti-Kallikrein-5 precursor, Anti-Kallikrein-like protein 2, Anti-Stratum corneum tryptic enzyme

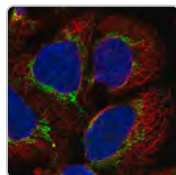
**All**  
**Photos** (3)

Product No.	Clonality	Application	Species Reactivity	Citations	SDS
<a href="#">HPA014343</a>	polyclonal	IHC	human	3	 <a href="#">View</a>

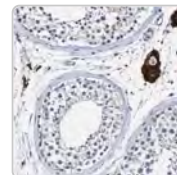
## Recommended Products



Sigma-Aldrich  
**HPA072934**  
Anti-TMPRSS15



Sigma-Aldrich  
**HPA061396**  
Anti-AARS2  
antibody...

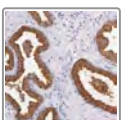


Sigma-Aldrich  
**HPA010972**  
Anti-VMA21  
antibody...

[View Price and Availability](#)

[View Price and Availability](#)

[View Price and Availability](#)



### Anti-KLK3 antibody produced in rabbit

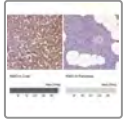
**Synonym(s):** Anti-γ-Seminoprotein antibody produced in rabbit, Anti-Kallikrein-3 antibody produced in rabbit, Anti-P-30 antigen antibody produced in rabbit, Anti-PSA antibody produced in rabbit, Anti-Prostate-specific

**All**

**Photos** (1)

antigen precursor antibody produced in rabbit, Anti-Semenogelase antibody produced in rabbit, Anti-Seminin antibody produced in rabbit


Product No.	Clonality	Application	Species Reactivity	Citations	SDS
<a href="#">HPA000764</a>	polyclonal	IHC	human	7	<a href="#">View</a>

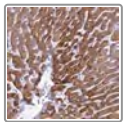


### Anti-KMO antibody produced in rabbit

**Synonym(s):** Anti-kynurenine 3-monooxygenase (kynurenine 3-hydroxylase)

**All Photos** (6)

Product No.	Clonality	Application	Species Reactivity	Citations	SDS
<a href="#">HPA056942</a>	polyclonal	IHC	human	1	<a href="#">View</a>
<a href="#">HPA031115</a>	polyclonal	IHC	human	1	 <a href="#">View</a>

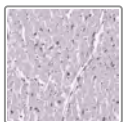


### Anti-KNCN antibody produced in rabbit

**Synonym(s):** Anti-FLJ32011, Anti-KINO, Anti-Kinocilin, Anti-L5

**All Photos** (1)

Product No.	Clonality	Application	Species Reactivity	Citations	SDS
<a href="#">HPA046357</a>	polyclonal	IHC	human	1	<a href="#">View</a>



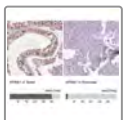
### Anti-KPNA3 antibody produced in rabbit

**Synonym(s):** Anti-IPOA4, Anti-SRP1gamma, Anti-SRP4, Anti-hSRP1, Anti-karyopherin alpha 3 (importin alpha 4)

**All**

**Photos** (3)


Product No.	Clonality	Application	Species Reactivity	Citations	SDS
<a href="#">HPA046852</a>	polyclonal	IF, IHC	human	1	<a href="#">View</a>



### Anti-KPNA1 antibody produced in rabbit

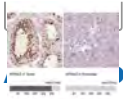
**Synonym(s):** Anti-IPOA5, Anti-NPI-1, Anti-RCH2, Anti-SRP1, Anti-karyopherin alpha 1 (importin alpha 5)

**All Photos** (7)

Product No.	Clonality	Application	Species Reactivity	Citations	SDS
<a href="#">HPA063426</a>	polyclonal	IF	human		<a href="#">View</a>
<a href="#">HPA053627</a>	polyclonal	IF, IHC	human		 <a href="#">View</a>




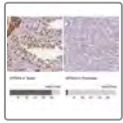
### Anti-KPNA2 antibody produced in rabbit



**Synonym(s):** Anti-IPOA1, Anti-QIP2, Anti-RCH1, Anti-SRP1alpha

**Photos (7)**



Product No.	Clonality	Application	Species Reactivity	Citations	SDS
<b>HPA041270</b>	polyclonal	IF, IHC	human	1	 <a href="#">View</a>

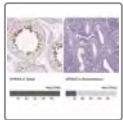


### Anti-KPNA4 antibody produced in rabbit

**Synonym(s):** Anti-IPOA3, Anti-MGC12217, Anti-MGC26703, Anti-QIP1, Anti-SRP3, Anti-karyopherin alpha 4 (importin alpha 3)

**All Photos (8)**


Product No.	Clonality	Application	Species Reactivity	Citations	SDS
<b>HPA045500</b>	polyclonal	IF, IHC	human		 <a href="#">View</a>
<b>HPA043154</b>	polyclonal	IHC	mouse, human, rat	1	 <a href="#">View</a>

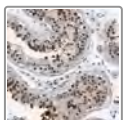


### Anti-KPNA5 antibody produced in rabbit

**Synonym(s):** Anti-IPOA6, Anti-SRP6

**All Photos (4)**

Product No.	Clonality	Application	Species Reactivity	Citations	SDS
<b>HPA054037</b>	polyclonal	IF, IHC	human		 <a href="#">View</a>



### Anti-KPNA6 antibody produced in rabbit

**Synonym(s):** Anti-Importin subunit alpha-7, Anti-Karyopherin subunit alpha-6

**All Photos (7)**


Product No.	Clonality	Application	Species Reactivity	Citations	SDS
<b>HPA018863</b>	polyclonal	IF, IHC	human	3	<a href="#">View</a>



### Anti-KPNB1 antibody produced in rabbit

**Synonym(s):** Anti-IMB1, Anti-IPO1, Anti-IPOB, Anti-Imprnb, Anti-Karyopherin (importin)  $\beta$  1, Anti-MGC2155, Anti-MGC2156, Anti-MGC2157, Anti-NTF97

**All Photos (9)**

Product No.	Clonality	Application	Species Reactivity	Citations	SDS
<b>HPA050302</b>	polyclonal	IF	human		<a href="#">View</a>
<b>HPA029878</b>	polyclonal	IF, IHC	human	5	 <a href="#">View</a>



### Anti-KPTN antibody produced in rabbit

**Synonym(s):** Anti-20000, Anti-Kaptin (Actin Binding Protein)

[All Photos](#) (4)

Product No.	Clonality	Application	Species Reactivity	Citations	SDS
<a href="#">HPA041710</a>	polyclonal	IHC	human		<a href="#">View</a>
<a href="#">HPA041796</a>	polyclonal	IHC	rat, human, mouse		<a href="#">View</a>

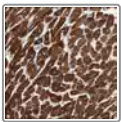


### Anti-KRAS antibody produced in rabbit

**Synonym(s):** Anti-KRAS1, Anti-KRAS2

[All Photos](#) (4)

Product No.	Clonality	Application	Species Reactivity	Citations	SDS
<a href="#">HPA049830</a>	polyclonal	IHC	human	5	<a href="#">View</a>



### Anti-KRIT1 antibody produced in rabbit

**Synonym(s):** Anti-Cerebral cavernous malformations 1 protein, Anti-Krev interaction trapped 1, Anti-Krev interaction trapped protein 1, Anti-CAM, Anti-CCM1, Anti-KRIT1, ankyrin repeat containing

[All Photos](#) (5)

Product No.	Clonality	Application	Species Reactivity	Citations	SDS
<a href="#">HPA022155</a>	polyclonal	IHC (p)	human	5	<a href="#">View</a>
<a href="#">HPA049606</a>	polyclonal	IHC	human	5	<a href="#">View</a>

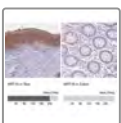


### Anti-KRT24 antibody produced in rabbit

**Synonym(s):** Anti-CK-24, Anti-Cytokeratin-24, Anti-K24, Anti-Keratin, type I cytoskeletal 24, Anti-Keratin-24, Anti-Type I keratin-24

[All Photos](#) (3)

Product No.	Clonality	Application	Species Reactivity	Citations	SDS
<a href="#">HPA022978</a>	polyclonal	IF, IHC	human	4	<a href="#">View</a>




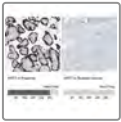
### Anti-KRT10 antibody produced in rabbit

**Synonym(s):** Anti-CK-10, Anti-Cytokeratin-10, Anti-K10, Anti-Keratin, type I cytoskeletal 10, Anti-Keratin-10

[All Photos](#) (5)




Product No.	Clonality	Application	Species Reactivity	Citations	EV	SDS
<a href="#">HPA012014</a>	polyclonal	IHC	human	6		<a href="#">View</a>

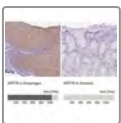


### Anti-KRT7 antibody produced in rabbit

**Synonym(s):** Anti-CK-7 antibody produced in rabbit, Anti-Cytokeratin-7 antibody produced in rabbit, Anti-K7 antibody produced in rabbit, Anti-Keratin, type II cytoskeletal 7 antibody produced in rabbit, Anti-Keratin-7 antibody produced in rabbit, Anti-Sarcolectin antibody produced in rabbit

[All Photos \(7\)](#)


Product No.	Clonality	Application	Species Reactivity	Citations	EV	SDS
<a href="#">HPA007272</a>	polyclonal	IHC	human, mouse, rat	5		<a href="#">View</a>

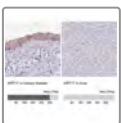


### Anti-KRT78 antibody produced in rabbit

**Synonym(s):** Anti-K5b, Anti-Keratin 78

[All Photos \(5\)](#)




Product No.	Clonality	Application	Species Reactivity	Citations	EV	SDS
<a href="#">HPA039724</a>	polyclonal	IHC	human			<a href="#">View</a>




### Anti-KRT17 antibody produced in rabbit

**Synonym(s):** Anti-PCHC1, Anti-39.1 antibody produced in rabbit, Anti-CK-17 antibody produced in rabbit, Anti-Cytokeratin-17 antibody produced in rabbit, Anti-JUP antibody produced in rabbit, Anti-K17 antibody produced in rabbit, Anti-Keratin, type I cytoskeletal 17 antibody produced in rabbit, Anti-Keratin-17 antibody produced in rabbit


[All Photos \(15\)](#)

Product No.	Clonality	Application	Species Reactivity	Citations	EV	SDS
<a href="#">HPA045062</a>	polyclonal	IF, IHC	human			<a href="#">View</a>
<a href="#">HPA000453</a>	polyclonal	IHC	human	1		<a href="#">View</a>
<a href="#">HPA000452</a>	polyclonal	IF, IHC	human	2		<a href="#">View</a>



### Anti-KRT80 antibody produced in rabbit

[All Photos \(3\)](#)

Product No.	Clonality	Application	Species Reactivity	Citations	EV	SDS
<a href="#">HPA077836</a>	polyclonal	IF	human	1		<a href="#">View</a>
<a href="#">HPA077918</a>	polyclonal	IF, WB	human			<a href="#">View</a>



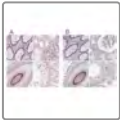
### Anti-KRT75 antibody produced in rabbit



**Synonym(s):** Anti-CK-75, Anti-Cytokeratin-75, Anti-K75, Anti-Keratin, type II cytoskeletal 75, Anti-Keratin-75, Anti-Type II keratin-18, Anti-hK6hf

**Photos** (2)



Product No.	Clonality	Application	Species Reactivity	Citations	SDS
<a href="#">HPA076201</a>	polyclonal	IF	human		<a href="#">View</a>
<a href="#">HPA019367</a>	polyclonal	IHC	human	6	<a href="#">View</a>

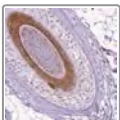


**Anti-KRT82 antibody produced in rabbit**

**Synonym(s):** Anti-Hb-2, Anti-KRTHB2

**All Photos** (10)

Product No.	Clonality	Application	Species Reactivity	Citations	SDS
<a href="#">HPA067230</a>	polyclonal	IHC	human		<a href="#">View</a>
<a href="#">HPA058715</a>	polyclonal	IHC	human		<a href="#">View</a>



**Anti-KRT27 antibody produced in rabbit**

**All Photos** (1)

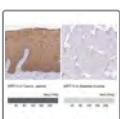
Product No.	Clonality	Application	Species Reactivity	Citations	SDS
<a href="#">HPA055114</a>	polyclonal	IHC	human		<a href="#">View</a>



**Anti-KRT81 antibody produced in rabbit**

**All Photos** (1)


Product No.	Clonality	Application	Species Reactivity	Citations	SDS
<a href="#">HPA049778</a>	polyclonal	IHC	human		<a href="#">View</a>




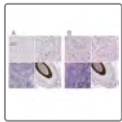
**Anti-KRT13 antibody produced in rabbit**

**Synonym(s):** CK13, K13, MGC161462, MGC3781, Anti-CK13, Anti-K13, Anti-MGC161462, Anti-MGC3781

**All Photos** (9)

Product No.	Clonality	Application	Species Reactivity	Citations	SDS
<a href="#">HPA069771</a>	polyclonal	IF, WB	human		<a href="#">View</a>



Product No.	Clonality	Application	Species Reactivity	Citations	SDS
<a href="#">HPA030877</a>	polyclonal	IF, IHC	human		<a href="#">View</a>

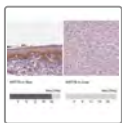


### Anti-KRT25 antibody produced in rabbit

**Synonym(s):** Anti-KRT25A, Anti-keratin 25

[All Photos](#) (11)


Product No.	Clonality	Application	Species Reactivity	Citations	SDS
<a href="#">HPA058943</a>	polyclonal	IF, IHC	human		<a href="#">View</a>
<a href="#">HPA053977</a>	polyclonal	IHC	human		<a href="#">View</a>

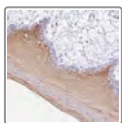


### Anti-KRT79 antibody produced in rabbit

**Synonym(s):** Anti-K6L, Anti-KRT6L

[All Photos](#) (5)

Product No.	Clonality	Application	Species Reactivity	Citations	SDS
<a href="#">HPA059347</a>	polyclonal	IHC	human		<a href="#">View</a>

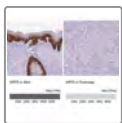


### Anti-KRT4 antibody produced in rabbit

**Synonym(s):** Anti-CK4, Anti-CYK4, Anti-K4

[All Photos](#) (3)


Product No.	Clonality	Application	Species Reactivity	Citations	SDS
<a href="#">HPA034881</a>	polyclonal	IF, IHC	human	2	<a href="#">View</a>



### Anti-KRT5 antibody produced in rabbit



**Synonym(s):** Anti-EBS2, Anti-KRT5A

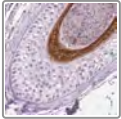
[All Photos](#) (6)

Product No.	Clonality	Application	Species Reactivity	Citations	SDS
<a href="#">HPA059479</a>	polyclonal	IF, IHC	human	2	 <a href="#">View</a>

## All Photos (6) **Anti-KRT222 antibody produced in rabbit**

**Synonym(s):** Anti-KA21, Anti-KRT222P, Anti-Keratin 222, Anti-MGC45562

Product No.	Clonality	Application	Species Reactivity	Citations	SDS
<a href="#">HPA069774</a>	polyclonal	IF	human		<a href="#">View</a>
<a href="#">HPA054586</a>	polyclonal	IF, IHC	human		<a href="#">View</a>
<a href="#">HPA043708</a>	polyclonal	IHC	human		<a href="#">View</a>

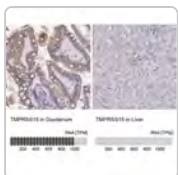


## **Anti-KRT28 antibody produced in rabbit**

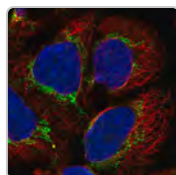
### All Photos (1)

Product No.	Clonality	Application	Species Reactivity	Citations	SDS
<a href="#">HPA066890</a>	polyclonal	IHC	human		<a href="#">View</a>

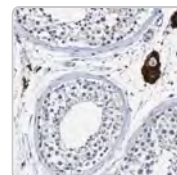
## Recommended Products



Sigma-Aldrich  
**HPA072934**  
Anti-TMPRSS15



Sigma-Aldrich  
**HPA061396**  
Anti-AARS2  
antibody...



Sigma-Aldrich  
**HPA010972**  
Anti-VMA21  
antibody...

[View Price and Availability](#)

[View Price and Availability](#)

[View Price and Availability](#)

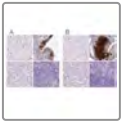


## **Anti-KRT84 antibody produced in rabbit**





otos (1)

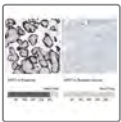
Product No.	Clonality	Application	Species Reactivity	Citations	SDS
<a href="#">HPA039714</a>	polyclonal	IHC	human		<a href="#">View</a>



### Anti-KRT12 antibody produced in rabbit

[All Photos](#) (10)


Product No.	Clonality	Application	Species Reactivity	Citations	SDS
<a href="#">HPA055835</a>	polyclonal	IHC	human		<a href="#">View</a>
<a href="#">HPA055217</a>	polyclonal	IHC	human		<a href="#">View</a>




### Anti-KRT7 antibody produced in rabbit

**Synonym(s):** Anti-CK-7 antibody produced in rabbit, Anti-Cytokeratin-7 antibody produced in rabbit, Anti-K7 antibody produced in rabbit, Anti-Keratin, type II cytoskeletal 7 antibody produced in rabbit, Anti-Keratin-7 antibody produced in rabbit, Anti-Sarcolectin antibody produced in rabbit

[All Photos](#) (7)

Product No.	Clonality	Application	Species Reactivity	Citations	SDS
<a href="#">HPA007272</a>	polyclonal	IHC	human, mouse, rat	5	 <a href="#">View</a>

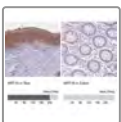


### Anti-KRT24 antibody produced in rabbit

**Synonym(s):** Anti-CK-24, Anti-Cytokeratin-24, Anti-K24, Anti-Keratin, type I cytoskeletal 24, Anti-Keratin-24, Anti-Type I keratin-24

[All Photos](#) (3)


Product No.	Clonality	Application	Species Reactivity	Citations	SDS
<a href="#">HPA022978</a>	polyclonal	IF, IHC	human	4	<a href="#">View</a>



### Anti-KRT10 antibody produced in rabbit

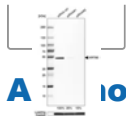
**Synonym(s):** Anti-CK-10, Anti-Cytokeratin-10, Anti-K10, Anti-Keratin, type I cytoskeletal 10, Anti-Keratin-10

[All Photos](#) (5)


Product No.	Clonality	Application	Species Reactivity	Citations	SDS
<a href="#">HPA012014</a>	polyclonal	IHC	human	6	 <a href="#">View</a>

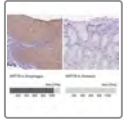


### Anti-KRT80 antibody produced in rabbit



### All Photos (3)


Product No.	Clonality	Application	Species Reactivity	Citations	SDS
<a href="#">HPA077836</a>	polyclonal	IF	human	1	<a href="#">View</a>
<a href="#">HPA077918</a>	polyclonal	IF, WB	human		 <a href="#">View</a>

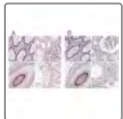


### Anti-KRT78 antibody produced in rabbit

**Synonym(s):** Anti-K5b, Anti-Keratin 78

### All Photos (5)



Product No.	Clonality	Application	Species Reactivity	Citations	SDS
<a href="#">HPA039724</a>	polyclonal	IHC	human		 <a href="#">View</a>

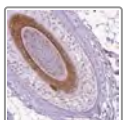


### Anti-KRT82 antibody produced in rabbit

**Synonym(s):** Anti-Hb-2, Anti-KRTHB2

### All Photos (10)

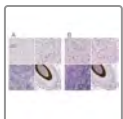
Product No.	Clonality	Application	Species Reactivity	Citations	SDS
<a href="#">HPA067230</a>	polyclonal	IHC	human		 <a href="#">View</a>
<a href="#">HPA058715</a>	polyclonal	IHC	human		 <a href="#">View</a>



### Anti-KRT27 antibody produced in rabbit

### All Photos (1)



Product No.	Clonality	Application	Species Reactivity	Citations	SDS
<a href="#">HPA055114</a>	polyclonal	IHC	human		<a href="#">View</a>



### Anti-KRT25 antibody produced in rabbit

**Synonym(s):** Anti-KRT25A, Anti-keratin 25

### All Photos (11)

Product No.	Clonality	Application	Species Reactivity	Citations	SDS
<a href="#">HPA058943</a>	polyclonal	IF, IHC	human		 <a href="#">View</a>
<a href="#">HPA053977</a>	polyclonal	IHC	human		 <a href="#">View</a>



## Anti-KRT75 antibody produced in rabbit

**Synonym(s):** Anti-CK-75, Anti-Cytokeratin-75, Anti-K75, Anti-Keratin, type II cytoskeletal 75, Anti-Keratin-75, Anti-Type II keratin-18, Anti-hK6hf

### All Photos (2)

Product No.	Clonality	Application	Species Reactivity	Citations	SDS
<a href="#">HPA076201</a>	polyclonal	IF	human		<a href="#">View</a>
<a href="#">HPA019367</a>	polyclonal	IHC	human	6	<a href="#">View</a>



## Anti-KRT81 antibody produced in rabbit

### All Photos (1)



Product No.	Clonality	Application	Species Reactivity	Citations	SDS
<a href="#">HPA049778</a>	polyclonal	IHC	human		<a href="#">View</a>

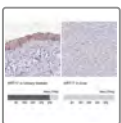


## Anti-KRT13 antibody produced in rabbit

**Synonym(s):** CK13, K13, MGC161462, MGC3781, Anti-CK13, Anti-K13, Anti-MGC161462, Anti-MGC3781

### All Photos (9)




Product No.	Clonality	Application	Species Reactivity	Citations	SDS
<a href="#">HPA069771</a>	polyclonal	IF, WB	human		 <a href="#">View</a>
<a href="#">HPA030877</a>	polyclonal	IF, IHC	human		 <a href="#">View</a>



## Anti-KRT17 antibody produced in rabbit

**Synonym(s):** Anti-PCHC1, Anti-39.1 antibody produced in rabbit, Anti-CK-17 antibody produced in rabbit, Anti-Cytokeratin-17 antibody produced in rabbit, Anti-JUP antibody produced in rabbit, Anti-K17 antibody produced in rabbit, Anti-Keratin, type I cytoskeletal 17 antibody produced in rabbit, Anti-Keratin-17 antibody produced in rabbit

### All Photos (15)

Product No.	Clonality	Application	Species Reactivity	Citations	SDS
<a href="#">HPA045062</a>	polyclonal	IF, IHC	human		 <a href="#">View</a>
<a href="#">HPA000453</a>	polyclonal	IHC	human	1	 <a href="#">View</a>
<a href="#">HPA000452</a>	polyclonal	IF, IHC	human	2	 <a href="#">View</a>

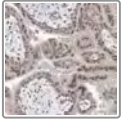


## Anti-KRT6A antibody produced in rabbit



[Photos](#) (2)

Product No.	Clonality	Application	Species Reactivity	Citations	SDS
<a href="#">HPA061168</a>	polyclonal	IHC	human		<a href="#">View</a>

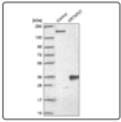


### Anti-KRTAP25-1 antibody produced in rabbit

**Synonym(s):** Anti-C20orf121, Anti-KAP25.1, Anti-dJ179M20.3, Anti-keratin associated protein 25-1

[All Photos](#) (2)


Product No.	Clonality	Application	Species Reactivity	Citations	SDS
<a href="#">HPA031438</a>	polyclonal	IF, IHC	human		<a href="#">View</a>

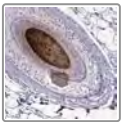


### Anti-KRTAP27-1 antibody produced in rabbit

**Synonym(s):** Anti-Keratin-associated protein 27-1

[All Photos](#) (3)

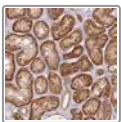
Product No.	Clonality	Application	Species Reactivity	Citations	SDS
<a href="#">HPA021522</a>	polyclonal	IHC	human		<a href="#">View</a>
<a href="#">HPA048826</a>	polyclonal	IHC, WB	human		<a href="#">View</a>



### Anti-KRTAP11-1 antibody produced in rabbit

[All Photos](#) (2)

Product No.	Clonality	Application	Species Reactivity	Citations	SDS
<a href="#">HPA054008</a>	polyclonal	IHC	human		<a href="#">View</a>



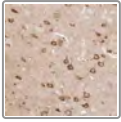
### Anti-KRTAP21-3 antibody produced in rabbit

**Synonym(s):** Anti-keratin associated protein 21-3

[All Photos](#) (1)

Product No.	Clonality	Application	Species Reactivity	Citations	SDS
<a href="#">HPA046554</a>	polyclonal	IHC	human		<a href="#">View</a>



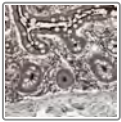


### Anti-KSR2 antibody produced in rabbit

**Synonym(s):** Anti-FLJ25965, Anti-Kinase suppressor of ras 2

[All Photos](#) (1)

Product No.	Clonality	Application	Species Reactivity	Citations	SDS
<a href="#">HPA035536</a>	polyclonal	IHC	human		<a href="#">View</a>



### Anti-KSR1 antibody produced in rabbit

**Synonym(s):** Anti-Kinase suppressor of Ras 1

[All Photos](#) (1)



Product No.	Clonality	Application	Species Reactivity	Citations	SDS
<a href="#">HPA011215</a>	polyclonal	IHC	human	3	<a href="#">View</a>



### Anti-KTN1 antibody produced in rabbit

**Synonym(s):** Anti-CG-1 antigen antibody produced in rabbit, Anti-Kinectin antibody produced in rabbit, Anti-Kinesin receptor antibody produced in rabbit, Anti-CG-1 antigen, Anti-Kinectin, Anti-Kinesin receptor

[All Photos](#) (15)


Product No.	Clonality	Application	Species Reactivity	Citations	SDS
<a href="#">HPA003178</a>	polyclonal	IF, IHC	human	4	 <a href="#">View</a>
<a href="#">HPA017876</a>	polyclonal	IHC	human	5	 <a href="#">View</a>

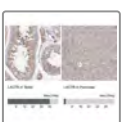


### Anti-KYNU antibody produced in rabbit

**Synonym(s):** Anti-kynureninase

[All Photos](#) (6)


Product No.	Clonality	Application	Species Reactivity	Citations	SDS
<a href="#">HPA031686</a>	polyclonal	IF, IHC	human	2	 <a href="#">View</a>



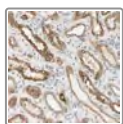
### Anti-LACTB antibody produced in rabbit

**Synonym(s):** Anti-FLJ14902, Anti-Lactamase,  $\beta$ , Anti-MRPL56

[All Photos](#) (10)

Product No.	Clonality	Application	Species Reactivity	Citations	SDS
<a href="#">HPA036361</a>	polyclonal	IHC	human		 <a href="#">View</a>
<a href="#">HPA036362</a>	polyclonal	IF, IHC	mouse, rat, human	5	<a href="#">View</a>

Product No.	Clonality	Application	Species Reactivity	Citations	SDS
-------------	-----------	-------------	--------------------	-----------	-----

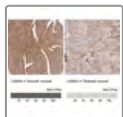


### Anti-LAMA3 antibody produced in rabbit

**Synonym(s):** Anti-E170 antibody produced in rabbit, Anti-Epiligrin 170 kDa subunit antibody produced in rabbit, Anti-Laminin subunit  $\alpha$ -3 precursor antibody produced in rabbit, Anti-Nicein subunit  $\alpha$  antibody produced in rabbit

[All Photos \(2\)](#)


Product No.	Clonality	Application	Species Reactivity	Citations	SDS
<a href="#">HPA009309</a>	polyclonal	IF, IHC	human	5	<a href="#">View</a>

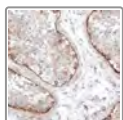


### Anti-LAMA4 antibody produced in rabbit

**Synonym(s):** Anti-Laminin subunit alpha-4 precursor

[All Photos \(3\)](#)


Product No.	Clonality	Application	Species Reactivity	Citations	SDS
<a href="#">HPA015693</a>	polyclonal	IHC	human	4	 <a href="#">View</a>

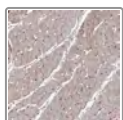


### Anti-LAMA1 antibody produced in rabbit

**Synonym(s):** Anti-LAMA

[All Photos \(3\)](#)

Product No.	Clonality	Application	Species Reactivity	Citations	SDS
<a href="#">HPA032110</a>	polyclonal	IHC	human		 <a href="#">View</a>



### Anti-LAMB2 antibody produced in rabbit

**Synonym(s):** Anti-Laminin B1s chain antibody produced in rabbit, Anti-Laminin subunit  $\beta$ -2 precursor antibody produced in rabbit, Anti-S-laminin antibody produced in rabbit

[All Photos \(5\)](#)

Product No.	Clonality	Application	Species Reactivity	Citations	SDS
<a href="#">HPA001895</a>	polyclonal	IHC	human	7	

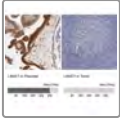
All

### Anti-LAMB2 antibody produced in rabbit

Photos (5)

**Synonym(s):** Anti-Laminin B1s chain antibody produced in rabbit, Anti-Laminin subunit β-2 precursor antibody produced in rabbit, Anti-S-laminin antibody produced in rabbit

Product No.	Clonality	Application	Species Reactivity	Citations	SDS
<a href="#">HPA001895</a>	polyclonal	IHC	human	7	<a href="#">View</a>





### Anti-LAMC1 antibody produced in rabbit

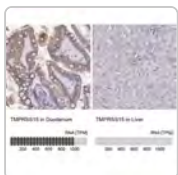
**Synonym(s):** Anti-Laminin B2 chain antibody produced in rabbit, Anti-Laminin subunit γ-1 precursor antibody produced in rabbit

All

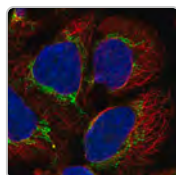
Photos (19)

Product No.	Clonality	Application	Species Reactivity	Citations	SDS
<a href="#">HPA001908</a>	polyclonal	IHC	human	9	 <a href="#">View</a>
<a href="#">HPA001909</a>	polyclonal	IHC	human, mouse	10	 <a href="#">View</a>

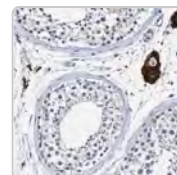
## Recommended Products



Sigma-Aldrich  
**HPA072934**  
Anti-TMPRSS15



Sigma-Aldrich  
**HPA061396**  
Anti-AARS2  
antibody...



Sigma-Aldrich  
**HPA010972**  
Anti-VMA21  
antibody...

[View Price and Availability](#)

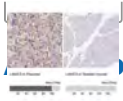
[View Price and Availability](#)

[View Price and Availability](#)




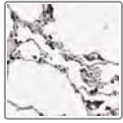
### Anti-LAMC3 antibody produced in rabbit

**Synonym(s):** Anti-DKFZp434E202



tos (5)


Product No.	Clonality	Application	Species Reactivity	Citations	SDS
<a href="#">HPA022814</a>	polyclonal	IHC	human		<a href="#">View</a>



### Anti-LAMP1 antibody produced in rabbit

**Synonym(s):** Anti-CD107a antigen, Anti-LAMP-1, Anti-Lysosome-associated membrane glycoprotein 1 precursor

[All Photos](#) (4)

Product No.	Clonality	Application	Species Reactivity	Citations	SDS
<a href="#">HPA014750</a>	polyclonal	IHC	human	4 	<a href="#">View</a>

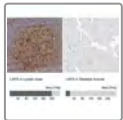


### Anti-LANCL1 antibody produced in rabbit

**Synonym(s):** Anti-GPR69A, Anti-LanC lantibiotic synthetase component C-like 1 (bacterial), Anti-p40

[All Photos](#) (7)



Product No.	Clonality	Application	Species Reactivity	Citations	SDS
<a href="#">HPA034994</a>	polyclonal	IF, IHC	rat, human, mouse	1	<a href="#">View</a>



### Anti-LAP3 antibody produced in rabbit

**Synonym(s):** Anti-LAP, Anti-LAPEP, Anti-PEPS, Anti-leucine aminopeptidase 3

[All Photos](#) (16)


Product No.	Clonality	Application	Species Reactivity	Citations	SDS
<a href="#">HPA029606</a>	polyclonal	IF, IHC	human		<a href="#">View</a>
<a href="#">HPA029607</a>	polyclonal	IHC	human, mouse		<a href="#">View</a>

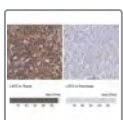


### Anti-LASP1 antibody produced in rabbit

**Synonym(s):** Anti-LASP-1, Anti-LIM and SH3 domain protein 1, Anti-MLN 50

[All Photos](#) (6)

Product No.	Clonality	Application	Species Reactivity	Citations	SDS
<a href="#">HPA012072</a>	polyclonal	IF, IHC	rat, mouse, human	3 	<a href="#">View</a>




### Anti-LAT2 antibody produced in rabbit

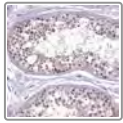
**Synonym(s):** Anti-Linker for activation of B-cells antibody produced in rabbit, Anti-Linker for activation of T-cells family member 2 antibody produced in rabbit, Anti-Membrane-associated adapter molecule antibody

## All

### Photos (4)

produced in rabbit, Anti-Non-T-cell activation linker antibody produced in rabbit, Anti-Williams-Beuren syndrome chromosome region 15 protein antibody produced in rabbit

Product No.	Clonality	Application	Species Reactivity	Citations	SDS
<a href="#">HPA003462</a>	polyclonal	IHC	human	3	 <a href="#">View</a>

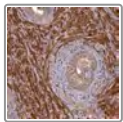


### Anti-LATS2 antibody produced in rabbit

**Synonym(s):** Anti-LATS, large tumor suppressor, homolog 2 (Drosophila)

### All Photos (5)

Product No.	Clonality	Application	Species Reactivity	Citations	SDS
<a href="#">HPA049037</a>	polyclonal	IF	human		<a href="#">View</a>
<a href="#">HPA039191</a>	polyclonal	IHC	human	2	<a href="#">View</a>

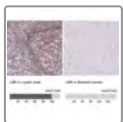


### Anti-LAYN antibody produced in rabbit

**Synonym(s):** Anti-Flj30977, Anti-Flj31092, Anti-Layilin



### All Photos (6)

Product No.	Clonality	Application	Species Reactivity	Citations	SDS
<a href="#">HPA040087</a>	polyclonal	IF, IHC	human		<a href="#">View</a>



### Anti-LBR antibody produced in rabbit

### All Photos (7)

Product No.	Clonality	Application	Species Reactivity	Citations	SDS
<a href="#">HPA062236</a>	polyclonal	IF	human		 <a href="#">View</a>
<a href="#">HPA049840</a>	polyclonal	IHC	human	3	 <a href="#">View</a>




### Anti-L1CAM antibody produced in rabbit

**Synonym(s):** Anti-CD171 antigen antibody produced in rabbit, Anti-N-CAM L1 antibody produced in rabbit, Anti-Neural cell adhesion molecule L1 precursor antibody produced in rabbit

## All

### Photos (5)

Product No.	Clonality	Application	Species Reactivity	Citations	SDS
<a href="#">HPA005830</a>	polyclonal	IHC	human	6	 <a href="#">View</a>




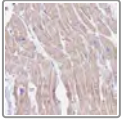
### Anti-LCK antibody produced in rabbit



**Synonym(s):** Anti-LSK, Anti-Lymphocyte cell-specific protein-tyrosine kinase, Anti-Proto-oncogene tyrosine-protein kinase LCK, Anti-T cell-specific protein-tyrosine kinase, Anti-p56-LCK

**Photos (5)**

Product No.	Clonality	Application	Species Reactivity	Citations	SDS
<a href="#">HPA003494</a>	polyclonal	IF, IHC	human	5	 <a href="#">View</a>

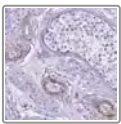


**Anti-LCLAT1 antibody produced in rabbit**

**Synonym(s):** Anti-AGPAT8, Anti-ALCAT1, Anti-FLJ37965, Anti-LYCAT, Anti-lysocardiolipin acyltransferase 1

**All Photos (6)**

Product No.	Clonality	Application	Species Reactivity	Citations	SDS
<a href="#">HPA031880</a>	polyclonal	IF, IHC	human		<a href="#">View</a>
<a href="#">HPA049217</a>	polyclonal	IHC	human		<a href="#">View</a>

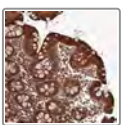


**Anti-LCMT1 antibody produced in rabbit**

**Synonym(s):** Anti-CGI-68, Anti-PPMT1, Anti-leucine carboxyl methyltransferase 1

**All Photos (8)**

Product No.	Clonality	Application	Species Reactivity	Citations	SDS
<a href="#">HPA041559</a>	polyclonal	IF, IHC	mouse, human, rat		<a href="#">View</a>
<a href="#">HPA043530</a>	polyclonal	IHC	human		<a href="#">View</a>



**Anti-LCMT2 antibody produced in rabbit**

**Synonym(s):** Anti-Kiaa0547, Anti-Leucine carboxyl methyltransferase 2, Anti-Mgc9534, Anti-Ppm2, Anti-Tyw4

**All Photos (3)**


Product No.	Clonality	Application	Species Reactivity	Citations	SDS
<a href="#">HPA048176</a>	polyclonal	IF	human		<a href="#">View</a>
<a href="#">HPA039401</a>	polyclonal	IHC	human		<a href="#">View</a>

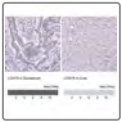


**Anti-LCN2 antibody produced in rabbit**

**Synonym(s):** Anti-25 kDa alpha-2-microglobulin-related subunit of MMP-9, Anti-Lipocalin-2, Anti-NGAL, Anti-Neutrophil gelatinase-associated lipocalin precursor, Anti-Oncogene 24p3, Anti-p25

**All Photos (4)**


Product No.	Clonality	Application	Species Reactivity	Citations		SDS
<a href="#">HPA002695</a>	polyclonal	IHC	human	6		<a href="#">View</a>

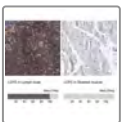


### Anti-LCN15 antibody produced in rabbit

**Synonym(s):** Anti-PRO6093, Anti-UNQ2541

[All Photos](#) (3)



Product No.	Clonality	Application	Species Reactivity	Citations		SDS
<a href="#">HPA060584</a>	polyclonal	IHC	human			<a href="#">View</a>

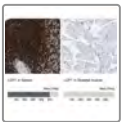


### Anti-LCP2 antibody produced in rabbit

**Synonym(s):** Anti-Lymphocyte cytosolic protein 2 (SH2 domain containing leukocyte protein of 76kDa), Anti-SLP-76, Anti-SLP76

[All Photos](#) (8)


Product No.	Clonality	Application	Species Reactivity	Citations		SDS
<a href="#">HPA036396</a>	polyclonal	IHC	human			<a href="#">View</a>
<a href="#">HPA036397</a>	polyclonal	IHC	human			<a href="#">View</a>

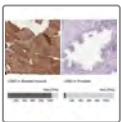


### Anti-LCP1 antibody produced in rabbit

**Synonym(s):** Anti-L-plastin, Anti-LC64P, Anti-LCP-1, Anti-Lymphocyte cytosolic protein 1, Anti-Plastin-2


[All Photos](#) (6)

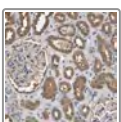
Product No.	Clonality	Application	Species Reactivity	Citations		SDS
<a href="#">HPA019493</a>	polyclonal	IF, IHC	human, rat	5		<a href="#">View</a>



### Anti-LDB3 antibody produced in rabbit

[All Photos](#) (3)

Product No.	Clonality	Application	Species Reactivity	Citations		SDS
<a href="#">HPA048955</a>	polyclonal	IHC	human	4		<a href="#">View</a>



### Anti-LDHB antibody produced in rabbit

[All Photos](#) (3)


Product No.	Clonality	Application	Species Reactivity	Citations	SDS
<a href="#">HPA019007</a>	polyclonal	IF, IHC	human	5	<a href="#">View</a>



### Anti-LDHC antibody produced in rabbit

**Synonym(s):** Anti-CT32, Anti-Lactate Dehydrogenase C

[All Photos](#) (3)



Product No.	Clonality	Application	Species Reactivity	Citations	SDS
<a href="#">HPA045442</a>	polyclonal	IHC	human		 <a href="#">View</a>




### Anti-LDHD antibody produced in rabbit

**Synonym(s):** Anti-lactate dehydrogenase D


[All Photos](#) (9)

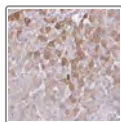
Product No.	Clonality	Application	Species Reactivity	Citations	SDS
<a href="#">HPA066148</a>	polyclonal	IF	human		<a href="#">View</a>
<a href="#">HPA041766</a>	polyclonal	IHC	human	1	 <a href="#">View</a>
<a href="#">HPA048639</a>	polyclonal	IHC	human	1	 <a href="#">View</a>



### Anti-LDLRAD3 antibody produced in rabbit

[All Photos](#) (3)

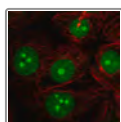
Product No.	Clonality	Application	Species Reactivity	Citations	SDS
<a href="#">HPA038251</a>	polyclonal	IF, IHC, WB	human		 <a href="#">View</a>



### Anti-LDLRAP1 antibody produced in rabbit

[All Photos](#) (1)

Product No.	Clonality	Application	Species Reactivity	Citations	SDS
<a href="#">HPA050358</a>	polyclonal	IHC	human		<a href="#">View</a>



### Anti-LDOC1 antibody produced in rabbit

[All Photos](#) (1)



Product No.	Clonality	Application	Species Reactivity	Citations	SDS
<a href="#">HPA061842</a>	polyclonal	IF	human		<a href="#">View</a>

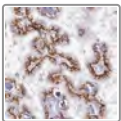


### Anti-LEMD3 antibody produced in rabbit

**Synonym(s):** Anti-BMP-3b, Anti-LEM domain containing 3, Anti-MAN1

[All Photos](#) (4)

Product No.	Clonality	Application	Species Reactivity	Citations	SDS
<a href="#">HPA076986</a>	polyclonal	IF	human		<a href="#">View</a>
<a href="#">HPA025078</a>	polyclonal	IHC	human	5	<a href="#">View</a>



### Anti-LEPR antibody produced in rabbit

**Synonym(s):** Anti-CD295, Anti-OBR, Anti-leptin receptor

[All Photos](#) (2)

Product No.	Clonality	Application	Species Reactivity	Citations	SDS
<a href="#">HPA030899</a>	polyclonal	IF, IHC	human	1	<a href="#">View</a>






### Anti-LEPROTL1 antibody produced in rabbit

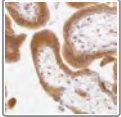
**Synonym(s):** Anti-Vps55, Anti-leptin receptor overlapping transcript-like 1, Anti-my047

[All Photos](#) (1)

Product No.	Clonality	Application	Species Reactivity	Citations	SDS
<a href="#">HPA047911</a>	polyclonal	IHC	human		

## All Photos (18) **Anti-LGALS4 antibody produced in rabbit**


Product No.	Clonality	Application	Species Reactivity	Citations	SDS
<a href="#">HPA031184</a>	polyclonal	IHC	human		 <a href="#">View</a>
<a href="#">HPA031185</a>	polyclonal	IHC	human		 <a href="#">View</a>
<a href="#">HPA031186</a>	polyclonal	IHC	human		 <a href="#">View</a>



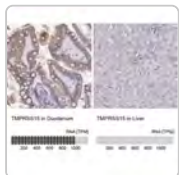
### **Anti-LGMN antibody produced in rabbit**

**Synonym(s):** Anti-Asparaginyl endopeptidase antibody produced in rabbit, Anti-Legumain precursor antibody produced in rabbit, Anti-Protease, cysteine 1 antibody produced in rabbit

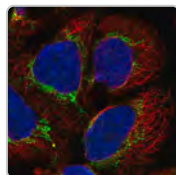
### All Photos (5)

Product No.	Clonality	Application	Species Reactivity	Citations	SDS
<a href="#">HPA001426</a>	polyclonal	IF, IHC	human	6	 <a href="#">View</a>

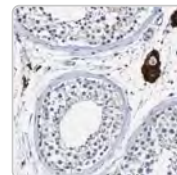
## Recommended Products



Sigma-Aldrich  
**HPA072934**  
Anti-TMPRSS15



Sigma-Aldrich  
**HPA061396**  
Anti-AARS2  
antibody...



Sigma-Aldrich  
**HPA010972**  
Anti-VMA21  
antibody...

[View Price and Availability](#)

[View Price and Availability](#)

[View Price and Availability](#)



**Anti-LGR5 antibody produced in rabbit**



**Synonym(s):** Anti-G-protein coupled receptor 49, Anti-G-protein coupled receptor 67, Anti-Leucine-rich repeat-containing G-protein coupled receptor 5 precursor, Anti-Orphan G-protein coupled receptor HG38

**Photos** (1)



Product No.	Clonality	Application	Species Reactivity	Citations	SDS
<a href="#">HPA012530</a>	polyclonal	IHC	human	20	<a href="#">View</a>

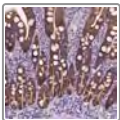


**Anti-LGSN antibody produced in rabbit**

**Synonym(s):** Anti-GLULD1, Anti-LGS, Anti-Lengsin, lens protein with glutamine synthase domain

**All Photos** (11)

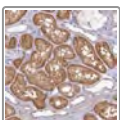
Product No.	Clonality	Application	Species Reactivity	Citations	SDS
<a href="#">HPA039983</a>	polyclonal	IF, IHC	human		<a href="#">View</a>
<a href="#">HPA030957</a>	polyclonal	IHC	human		<a href="#">View</a>



**Anti-L2HGDH antibody produced in rabbit**

**All Photos** (3)

Product No.	Clonality	Application	Species Reactivity	Citations	SDS
<a href="#">HPA069708</a>	polyclonal	IF	human		<a href="#">View</a>
<a href="#">HPA065409</a>	polyclonal	IF, IHC	human	1	<a href="#">View</a>

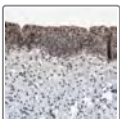


**Anti-L3HYPDH antibody produced in rabbit**

**Synonym(s):** Anti-C14orf149, Anti-FLJ25436

**All Photos** (5)

Product No.	Clonality	Application	Species Reactivity	Citations	SDS
<a href="#">HPA056694</a>	polyclonal	IHC	human		<a href="#">View</a>



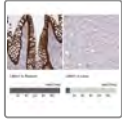
**Anti-LIAS antibody produced in rabbit**

**Synonym(s):** Anti-LS, Anti-Lip-syn, Anti-Lipoate synthase, Anti-Lipoic acid synthase, Anti-Lipoyl synthase, mitochondrial precursor, Anti-Lipoyl synthase, mitochondrial

**All Photos** (11)

Product No.	Clonality	Application	Species Reactivity	Citations	SDS
<a href="#">HPA018842</a>	polyclonal	IF, IHC	rat, human, mouse	5	<a href="#">View</a>
<a href="#">HPA019076</a>	polyclonal	IHC	human	4	<a href="#">View</a>

Product No.	Clonality	Application	Species Reactivity	Citations	SDS
-------------	-----------	-------------	--------------------	-----------	-----

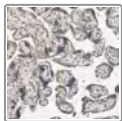


### Anti-LIMA1 antibody produced in rabbit

**Synonym(s):** Anti-Epithelial protein lost in neoplasm, Anti-LIM domain and actin-binding protein 1, Anti-EPLIN

[All Photos \(18\)](#)

Product No.	Clonality	Application	Species Reactivity	Citations	SDS
<a href="#">HPA023871</a>	polyclonal	IF, IHC	human	1	<a href="#">View</a>
<a href="#">HPA052645</a>	polyclonal	IF, IHC	human	1	<a href="#">View</a>




### Anti-LIMK2 antibody produced in rabbit

**Synonym(s):** Anti-LIM domain kinase 2 antibody produced in rabbit, Anti-LIMK-2 antibody produced in rabbit

[All Photos \(5\)](#)

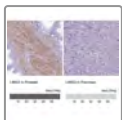
Product No.	Clonality	Application	Species Reactivity	Citations	SDS
<a href="#">HPA008183</a>	polyclonal	IHC	human	5	<a href="#">View</a>



### Anti-LIMS1 antibody produced in rabbit

[All Photos \(3\)](#)

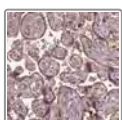
Product No.	Clonality	Application	Species Reactivity	Citations	SDS
<a href="#">HPA061230</a>	polyclonal	IHC	human		<a href="#">View</a>
<a href="#">HPA058455</a>	polyclonal	IHC	human		<a href="#">View</a>



### Anti-LIMS2 antibody produced in rabbit

[All Photos \(7\)](#)

Product No.	Clonality	Application	Species Reactivity	Citations	SDS
<a href="#">HPA058340</a>	polyclonal	IF, IHC	human	1	<a href="#">View</a>

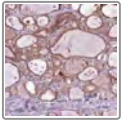


### Anti-LIN7A antibody produced in rabbit

**Synonym(s):** LIN-7A, MALS-1, TIP-33, VELI1

[All Photos \(1\)](#)

Product No.	Clonality	Application	Species Reactivity	Citations	SDS
<a href="#">HPA071562</a>	polyclonal	IHC	human		<a href="#">View</a>

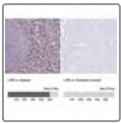


### Anti-LIN7C antibody produced in rabbit

**Synonym(s):** Anti-FLJ11215, Anti-LIN-7-C, Anti-LIN-7C, Anti-MALS-3, Anti-VELI3, Anti-lin-7 homolog C (C. elegans)

[All Photos](#) (5)


Product No.	Clonality	Application	Species Reactivity	Citations	SDS
<a href="#">HPA051118</a>	polyclonal	IHC	human		<a href="#">View</a>

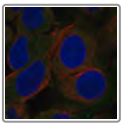


### Anti-LIPA antibody produced in rabbit

**Synonym(s):** Anti-CESD, Anti-LAL

[All Photos](#) (8)

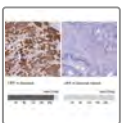
Product No.	Clonality	Application	Species Reactivity	Citations	SDS
<a href="#">HPA057052</a>	polyclonal	IF, IHC	human		<a href="#">View</a>



### Anti-LIPE antibody produced in rabbit

[All Photos](#) (1)


Product No.	Clonality	Application	Species Reactivity	Citations	SDS
<a href="#">HPA006567</a>	polyclonal	IF	human		<a href="#">View</a>

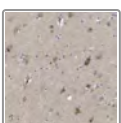


### Anti-LIPF antibody produced in rabbit

**Synonym(s):** Anti-HGL, Anti-HLAL, Anti-Lipase, Gastric

[All Photos](#) (4)

Product No.	Clonality	Application	Species Reactivity	Citations	SDS
<a href="#">HPA045930</a>	polyclonal	IHC, WB	human		<a href="#">View</a>



### Anti-LIPG antibody produced in rabbit

**Synonym(s):** Anti-EDL, Anti-EL, Anti-Endothelial cell-derived lipase, Anti-Endothelial lipase

[All Photos](#) (1)

Product No.	Clonality	Application	Species Reactivity	Citations	SDS
<a href="#">HPA016966</a>	polyclonal	IHC	human	3	<a href="#">View</a>



### Anti-LIPH antibody produced in rabbit

[All Photos](#) (1)

Product No.	Clonality	Application	Species Reactivity	Citations	SDS
<a href="#">HPA049079</a>	polyclonal	IHC	human	6	<a href="#">View</a>

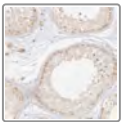


### Anti-LIPJ antibody produced in rabbit

**Synonym(s):** Anti-LIPL1, Anti-bA425M17.2, Anti-lipase, family member J

[All Photos](#) (1)

Product No.	Clonality	Application	Species Reactivity	Citations	SDS
<a href="#">HPA048594</a>	polyclonal	IHC	human		<a href="#">View</a>



### Anti-LIPT1 antibody produced in rabbit

**Synonym(s):** Anti-Lipoyltransferase 1, Anti-MGC12290, Anti-MGC13378

[All Photos](#) (5)

Product No.	Clonality	Application	Species Reactivity	Citations	SDS
<a href="#">HPA034802</a>	polyclonal	IHC	human	1	<a href="#">View</a>



### Anti-LIPT2 antibody produced in rabbit

**Synonym(s):** Anti-Lipoyl(octanoyl) transferase 2 (putative)

[All Photos](#) (5)

Product No.	Clonality	Application	Species Reactivity	Citations	SDS
<a href="#">HPA040249</a>	polyclonal	IF, IHC	human	1	<a href="#">View</a>

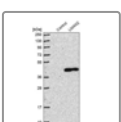


### Anti-LITAF antibody produced in rabbit

**Synonym(s):** Anti-LPS-induced TNF- $\alpha$  factor antibody produced in rabbit, Anti-Lipopolysaccharide-induced tumor necrosis factor- $\alpha$  factor antibody produced in rabbit, Anti-Small integral membrane protein of lysosome/late endosome antibody produced in rabbit, Anti-p53-induced protein 7 antibody produced in rabbit

[All Photos](#) (3)


Product No.	Clonality	Application	Species Reactivity	Citations	SDS
<a href="#">HPA006960</a>	polyclonal	IF, IHC	human	3	<a href="#">View</a>



### Anti-LMAN2 antibody produced in rabbit

**Synonym(s):** Anti-GP36b glycoprotein antibody produced in rabbit, Anti-Lectin, mannose-binding 2 antibody produced in rabbit, Anti-Vesicular integral-membrane protein VIP36 precursor antibody produced in rabbit

## All Photos (4)

Product No.	Clonality	Application	Species Reactivity	Citations	SDS
<a href="#">HPA003927</a>	polyclonal	IHC	human	3	 <a href="#">View</a>

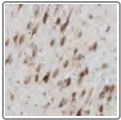


### Anti-LMAN1 antibody produced in rabbit

**Synonym(s):** Anti-ER-Golgi intermediate compartment 53 kDa protein antibody produced in rabbit, Anti-ERGIC-53 protein precursor antibody produced in rabbit, Anti-Gp58 antibody produced in rabbit, Anti-Intracellular mannose-specific lectin MR60 antibody produced in rabbit, Anti-Lectin, mannose-binding 1 antibody produced in rabbit

## All Photos (2)

Product No.	Clonality	Application	Species Reactivity	Citations	SDS
<a href="#">HPA002320</a>	polyclonal	IHC	human	4	<a href="#">View</a>

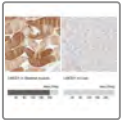


### Anti-LMBRD1 antibody produced in rabbit

**Synonym(s):** Anti-HDAg-L-interacting protein NESI, Anti-LMBR1 domain-containing protein 1, Anti-Nuclear export signal-interacting protein, Anti-Probable lysosomal cobalamin transporter

## All Photos (1)


Product No.	Clonality	Application	Species Reactivity	Citations	SDS
<a href="#">HPA019547</a>	polyclonal	IHC	human	5	<a href="#">View</a>



### Anti-LMCD1 antibody produced in rabbit

**Synonym(s):** Anti-Dyxin, Anti-LIM and cysteine-rich domains protein 1

## All Photos (5)

Product No.	Clonality	Application	Species Reactivity	Citations	SDS
<a href="#">HPA024059</a>	polyclonal	IF, IHC	human	2	 <a href="#">View</a>

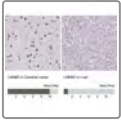


### Anti-LMF2 antibody produced in rabbit

**Synonym(s):** Anti-TMEM112B, Anti-TMEM153


## All Photos (2)

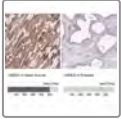
Product No.	Clonality	Application	Species Reactivity	Citations	SDS
<a href="#">HPA062626</a>	polyclonal	IF, IHC	human		<a href="#">View</a>



## Anti-LMNB2 antibody produced in rabbit

[All Photos](#) (6)


Product No.	Clonality	Application	Species Reactivity	Citations	SDS
<a href="#">HPA047863</a>	polyclonal	IHC	human		 <a href="#">View</a>
<a href="#">HPA062477</a>	polyclonal	IF, IHC	human		<a href="#">View</a>

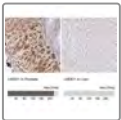


## Anti-LMOD2 antibody produced in rabbit

**Synonym(s):** Anti-leiomodin 2 (cardiac)

[All Photos](#) (3)




Product No.	Clonality	Application	Species Reactivity	Citations	SDS
<a href="#">HPA051039</a>	polyclonal	IHC	human	3	 <a href="#">View</a>



## Anti-LMOD1 antibody produced in rabbit

**Synonym(s):** Anti-1D, Anti-64kD, Anti-D1, Anti-leiomodin 1 (smooth muscle)

[All Photos](#) (21)

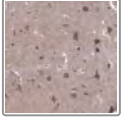
Product No.	Clonality	Application	Species Reactivity	Citations	SDS
<a href="#">HPA028435</a>	polyclonal	IF, IHC	human	1	 <a href="#">View</a>
<a href="#">HPA030097</a>	polyclonal	IHC	human	2	 <a href="#">View</a>
<a href="#">HPA028325</a>	polyclonal	IHC	human	2	 <a href="#">View</a>



## All Photos (9) **Anti-LMOD3 antibody produced in rabbit**

**Synonym(s):** Anti-Leiomodin 3 (fñl)

Product No.	Clonality	Application	Species Reactivity	Citations	SDS
<a href="#">HPA036034</a>	polyclonal	IHC	human	2	<a href="#">View</a>



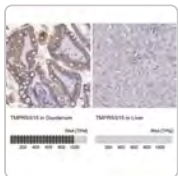
### **Anti-LMTK3**

**Synonym(s):** KIAA1883, LMR3, PPP1R101, TYKLM3

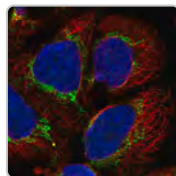
## All Photos (5)

Product No.	Clonality	Application	Species Reactivity	Citations	SDS
<a href="#">HPA077070</a>	polyclonal	IHC	mouse, human		<a href="#">View</a>

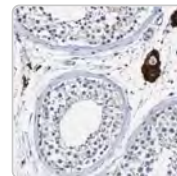
## Recommended Products



Sigma-Aldrich  
**HPA072934**  
Anti-TMPRSS15



Sigma-Aldrich  
**HPA061396**  
Anti-AARS2  
antibody...



Sigma-Aldrich  
**HPA010972**  
Anti-VMA21  
antibody...

[View Price and Availability](#)

[View Price and Availability](#)

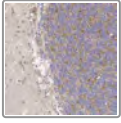
[View Price and Availability](#)



## **Anti-LMTK2 antibody produced in rabbit**

## All Photos (3)

Product No.	Clonality	Application	Species Reactivity	Citations	SDS
<a href="#">HPA041836</a>	polyclonal	IF	human		<a href="#">View</a>
<a href="#">HPA010657</a>	polyclonal	IF, IHC	human	3	<a href="#">View</a>

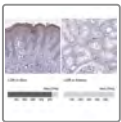


### Anti-LONRF3 antibody produced in rabbit

**Synonym(s):** FLJ22612, RNF127, Anti-FLJ22612, Anti-LON peptidase N-terminal domain and ring finger 3, Anti-RNF127



[All Photos](#) (3)

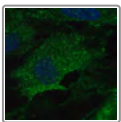
Product No.	Clonality	Application	Species Reactivity	Citations	SDS
<a href="#">HPA061162</a>	polyclonal	IHC, WB	human		<a href="#">View</a>
<a href="#">HPA050422</a>	polyclonal	IF	human		<a href="#">View</a>



### Anti-LOR

[All Photos](#) (12)

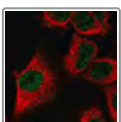
Product No.	Clonality	Application	Species Reactivity	Citations	SDS
<a href="#">HPA076123</a>	polyclonal	IHC	human		<a href="#">View</a>
<a href="#">HPA077266</a>	polyclonal	IHC	human		<a href="#">View</a>



### Anti-LOX antibody produced in rabbit

[All Photos](#) (1)

Product No.	Clonality	Application	Species Reactivity	Citations	SDS
<a href="#">HPA043930</a>	polyclonal	IF	human		<a href="#">View</a>



### Anti-LOXL2 antibody produced in rabbit

[All Photos](#) (1)

Product No.	Clonality	Application	Species Reactivity	Citations	SDS
<a href="#">HPA056542</a>	polyclonal	IF	human		<a href="#">View</a>



### Anti-LOXL4 antibody produced in rabbit

**Synonym(s):** Anti-FLJ21889, Anti-LOXC

## All Photos (5)

Product No.	Clonality	Application	Species Reactivity	Citations	SDS
<a href="#">HPA037609</a>	polyclonal	IF, IHC	human	5	<a href="#">View</a>



### Anti-LPAR2 antibody produced in rabbit

**Synonym(s):** Anti-LPA receptor 2, Anti-LPA-2, Anti-Lysophosphatidic acid receptor 2, Anti-Lysophosphatidic acid receptor Edg-4

## All Photos (1)

Product No.	Clonality	Application	Species Reactivity	Citations	SDS
<a href="#">HPA019616</a>	polyclonal	IHC	human	4	<a href="#">View</a>

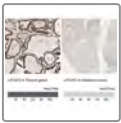


### Anti-LPAR5 antibody produced in rabbit

**Synonym(s):** Anti-Probable G-protein coupled receptor 92

## All Photos (1)


Product No.	Clonality	Application	Species Reactivity	Citations	SDS
<a href="#">HPA013170</a>	polyclonal	IHC	human	1	<a href="#">View</a>



### Anti-LPCAT2 antibody produced in rabbit

**Synonym(s):** Anti-AYTL1 antibody produced in rabbit, Anti-Acyltransferase-like 1, Anti-Lysophosphatidylcholine acyltransferase 2

## All Photos (8)

Product No.	Clonality	Application	Species Reactivity	Citations	SDS
<a href="#">HPA007891</a>	polyclonal	IF, IHC	rat, human	1	 <a href="#">View</a>

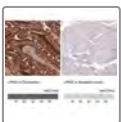


### Anti-LPGAT1 antibody produced in rabbit

**Synonym(s):** Anti-Acyl-CoA:lysophosphatidylglycerol acyltransferase 1 antibody produced in rabbit

## All Photos (4)


Product No.	Clonality	Application	Species Reactivity	Citations	SDS
<a href="#">HPA008304</a>	polyclonal	IHC	human	2	<a href="#">View</a>

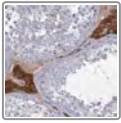


### Anti-LPIN2 antibody produced in rabbit

**Synonym(s):** Anti-KIAA0249, Anti-Lipin-2

## All Photos (6)

Product No.	Clonality	Application	Species Reactivity	Citations	SDS
<a href="#">HPA030550</a>	polyclonal	IF, IHC	human		 <a href="#">View</a>
<a href="#">HPA017857</a>	polyclonal	IF, IHC	human	4	<a href="#">View</a>



### Anti-LPIN1 antibody produced in rabbit

**Synonym(s):** Anti-KIAA0188, Anti-Lipin 1

[All Photos](#) (3)

Product No.	Clonality	Application	Species Reactivity	Citations	SDS
<a href="#">HPA038021</a>	polyclonal	IF, IHC	human	4	<a href="#">View</a>

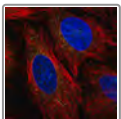


### Anti-LPIN3 antibody produced in rabbit

**Synonym(s):** Anti-LIPN3L, Anti-SMP2

[All Photos](#) (2)

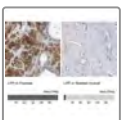
Product No.	Clonality	Application	Species Reactivity	Citations	SDS
<a href="#">HPA070640</a>	polyclonal	IF	human		<a href="#">View</a>
<a href="#">HPA052667</a>	polyclonal	IHC	human		<a href="#">View</a>



### Anti-LPL antibody produced in rabbit

[All Photos](#) (1)



Product No.	Clonality	Application	Species Reactivity	Citations	SDS
<a href="#">HPA048749</a>	polyclonal	IF	human		<a href="#">View</a>




### Anti-LPP antibody produced in rabbit

**Synonym(s):** Anti-LIM domain-containing preferred translocation partner in lipoma, Anti-Lipoma-preferred partner

[All Photos](#) (13)



Product No.	Clonality	Application	Species Reactivity	Citations	SDS
<a href="#">HPA011133</a>	polyclonal	IF, IHC	human	5	 <a href="#">View</a>
<a href="#">HPA017342</a>	polyclonal	IF, IHC	human, rat, mouse	5	 <a href="#">View</a>

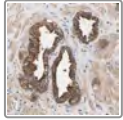


### Anti-LPXN antibody produced in rabbit

**Synonym(s):** Anti-LDPL, Anti-leupaxin

## All Photos (6)


Product No.	Clonality	Application	Species Reactivity	Citations	SDS
<a href="#">HPA061441</a>	polyclonal	IF	human		 <a href="#">View</a>
<a href="#">HPA043741</a>	polyclonal	IHC	human		 <a href="#">View</a>

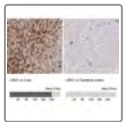


### Anti-LRBA antibody produced in rabbit

**Synonym(s):** Anti-Beige-like protein, Anti-CDC4-like protein, Anti-Lipopolysaccharide-responsive and beige-like anchor protein

## All Photos (9)



Product No.	Clonality	Application	Species Reactivity	Citations	SDS
<a href="#">HPA023597</a>	polyclonal	IHC	human	19	 <a href="#">View</a>
<a href="#">HPA019366</a>	polyclonal	IF, IHC	human	14	<a href="#">View</a>

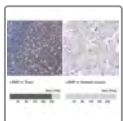


### Anti-LRG1 antibody produced in rabbit

**Synonym(s):** Anti-LRG antibody produced in rabbit, Anti-Leucine-rich  $\alpha$ -2-glycoprotein precursor antibody produced in rabbit

## All Photos (11)



Product No.	Clonality	Application	Species Reactivity	Citations	SDS
<a href="#">HPA001889</a>	polyclonal	IF, IHC	human	3	 <a href="#">View</a>
<a href="#">HPA001888</a>	polyclonal	IHC	human	7	 <a href="#">View</a>



### Anti-LRMP antibody produced in rabbit

**Synonym(s):** Anti-Lymphoid-restricted membrane protein antibody produced in rabbit, Anti-Protein Jaw1 antibody produced in rabbit, Anti-Lymphoid-restricted membrane protein, Anti-Protein Jaw1

## All Photos (15)

Product No.	Clonality	Application	Species Reactivity	Citations	SDS
<a href="#">HPA002967</a>	polyclonal	IHC	human		 <a href="#">View</a>
<a href="#">HPA018505</a>	polyclonal	IHC	human	4	 <a href="#">View</a>



### Anti-LRP8

**Synonym(s):** APOER2, HSZ75190, LRP-8, MC11

## All Photos (5)

Product No.	Clonality	Application	Species Reactivity	Citations	SDS
<a href="#">HPA073031</a>	polyclonal	IHC, WB	human		<a href="#">View</a>



### Anti-LRP4 antibody produced in rabbit

[All Photos](#) (5)

Product No.	Clonality	Application	Species Reactivity	Citations	SDS
<a href="#">HPA011934</a>	polyclonal	IHC	human	2	<a href="#">View</a>
<a href="#">HPA012300</a>	polyclonal	IHC	human	2	<a href="#">View</a>

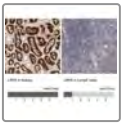


### Anti-LRP12 antibody produced in rabbit

**Synonym(s):** Anti-Low-density lipoprotein receptor-related protein 12 precursor, Anti-Suppressor of tumorigenicity protein 7


[All Photos](#) (1)

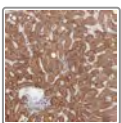
Product No.	Clonality	Application	Species Reactivity	Citations	SDS
<a href="#">HPA017245</a>	polyclonal	IHC	human	3	<a href="#">View</a>



### Anti-LRP6 antibody produced in rabbit

[All Photos](#) (3)

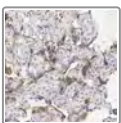
Product No.	Clonality	Application	Species Reactivity	Citations	SDS
<a href="#">HPA029925</a>	polyclonal	IHC	human	1	 <a href="#">View</a>



### Anti-LRP5 antibody produced in rabbit

[All Photos](#) (4)

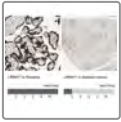
Product No.	Clonality	Application	Species Reactivity	Citations	SDS
<a href="#">HPA030505</a>	polyclonal	IHC	human		<a href="#">View</a>



### Anti-LRP1 antibody produced in rabbit

[All Photos](#) (5)


Product No.	Clonality	Application	Species Reactivity	Citations	SDS
<a href="#">HPA004182</a>	polyclonal	IF, IHC	human	2	<a href="#">View</a>



### Anti-LRPAP1 antibody produced in rabbit

**Synonym(s):** Anti-Alpha-2- MRAP, Anti-Alpha-2-macroglobulin receptor-associated protein precursor, Anti-Low density lipoprotein receptor-related protein-associated protein 1, Anti-RAP

[All Photos](#) (15)

Product No.	Clonality	Application	Species Reactivity	Citations	SDS
<a href="#">HPA008001</a>	polyclonal	IF, IHC	human, mouse, rat	4	 <a href="#">View</a>



### Anti-LRR1 antibody produced in rabbit

[All Photos](#) (3)



Product No.	Clonality	Application	Species Reactivity	Citations	SDS
<a href="#">HPA069364</a>	polyclonal	IF	human		<a href="#">View</a>
<a href="#">HPA065703</a>	polyclonal	IHC	human		<a href="#">View</a>



### Anti-LRRC59 antibody produced in rabbit

**Synonym(s):** Anti-FLJ21675, Anti-PRO1855, Anti-ZNF373, Anti-leucine rich repeat containing 59, Anti-Leucine rich repeat containing 59

[All Photos](#) (16)

Product No.	Clonality	Application	Species Reactivity	Citations	SDS
<a href="#">HPA030827</a>	polyclonal	IF, IHC	human, mouse, rat	1	 <a href="#">View</a>
<a href="#">HPA030829</a>	polyclonal	IF, IHC	human, rat, mouse	1	 <a href="#">View</a>

## All Photos (1) **Anti-LRRC49 antibody produced in rabbit**

**Synonym(s):** Anti-FLJ20156, Anti-leucine rich repeat containing 49

Product No.	Clonality	Application	Species Reactivity	Citations	SDS
<a href="#">HPA015596</a>	polyclonal	IHC	human	1	<a href="#">View</a>



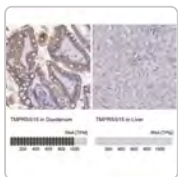
## **Anti-LRRFIP2 antibody produced in rabbit**

**Synonym(s):** Anti-HUFI-2, Anti-Leucine rich repeat (in FLII) interacting protein 2

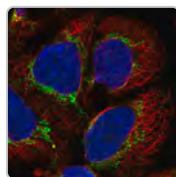
## All Photos (3)

Product No.	Clonality	Application	Species Reactivity	Citations	SDS
<a href="#">HPA042023</a>	polyclonal	IF	human		<a href="#">View</a>
<a href="#">HPA035956</a>	polyclonal	IHC	human		<a href="#">View</a>

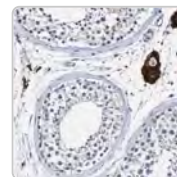
## Recommended Products



Sigma-Aldrich  
**HPA072934**  
Anti-TMPRSS15



Sigma-Aldrich  
**HPA061396**  
Anti-AARS2  
antibody...



Sigma-Aldrich  
**HPA010972**  
Anti-VMA21  
antibody...

[View Price and Availability](#)

[View Price and Availability](#)

[View Price and Availability](#)



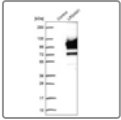


## Anti-LRRN3 antibody produced in rabbit

**Synonym(s):** Anti-FIGLER5, Anti-FLJ11129, Anti-NLRR3, Anti-leucine rich repeat neuronal 3

### All Photos (3)


Product No.	Clonality	Application	Species Reactivity	Citations	SDS
<a href="#">HPA046792</a>	polyclonal	IF, IHC	human	1	<a href="#">View</a>
<a href="#">HPA043820</a>	polyclonal	IHC	human	1	<a href="#">View</a>

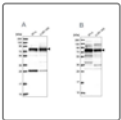


## Anti-LRSAM1 antibody produced in rabbit

**Synonym(s):** Anti-E3 ubiquitin-protein ligase LRSAM1, Anti-Leucine-rich repeat and sterile alpha motif-containing protein 1, Anti-Tsg101-associated ligase, Anti-hTAL

### All Photos (8)



Product No.	Clonality	Application	Species Reactivity	Citations	SDS
<a href="#">HPA021403</a>	polyclonal	IHC, WB	human	5	 <a href="#">View</a>
<a href="#">HPA021844</a>	polyclonal	IF, IHC	human	4	<a href="#">View</a>



## Anti-LSG1 antibody produced in rabbit

**Synonym(s):** Anti-FLJ11301, Anti-Large subunit GTPase 1 homolog (*S. cerevisiae*)

### All Photos (6)


Product No.	Clonality	Application	Species Reactivity	Citations	SDS
<a href="#">HPA037705</a>	polyclonal	IHC	human		 <a href="#">View</a>
<a href="#">HPA037704</a>	polyclonal	IF, IHC	mouse, rat, human	1	 <a href="#">View</a>



## Anti-LSP1 antibody produced in rabbit

**Synonym(s):** Anti-47 kDa actin-binding protein, Anti-52 kDa phosphoprotein, Anti-Lymphocyte-specific antigen WP34, Anti-Lymphocyte-specific protein 1, Anti-Protein pp52

### All Photos (5)


Product No.	Clonality	Application	Species Reactivity	Citations	SDS
<a href="#">HPA071843</a>	polyclonal	IF	human		<a href="#">View</a>
<a href="#">HPA019693</a>	polyclonal	IHC	human	4	 <a href="#">View</a>




## Anti-LSR antibody produced in rabbit

**Synonym(s):** Anti-Lipolysis-stimulated lipoprotein receptor antibody produced in rabbit

## All Photos (9)


Product No.	Clonality	Application	Species Reactivity	Citations	SDS
<a href="#">HPA007270</a>	polyclonal	IF, IHC	human	3	 <a href="#">View</a>



### Anti-LTA antibody produced in rabbit

**Synonym(s):** Anti-LT $\alpha$ , Anti-Lymphotoxin- $\alpha$ , Anti-Tumor necrosis factor ligand superfamily member 1

## All Photos (2)

Product No.	Clonality	Application	Species Reactivity	Citations	SDS
<a href="#">HPA007729</a>	polyclonal	IHC	human	7	 <a href="#">View</a>

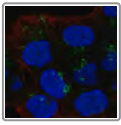


### Anti-LTB antibody produced in rabbit

**Synonym(s):** Anti-TNFC, Anti-TNFSF3, Anti-lymphotoxin beta (TNF superfamily, member 3), Anti-p33

## All Photos (5)

Product No.	Clonality	Application	Species Reactivity	Citations	SDS
<a href="#">HPA048884</a>	polyclonal	IF, IHC	human		<a href="#">View</a>

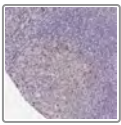


### Anti-LTBR antibody produced in rabbit

**Synonym(s):** D12S370, TNF-R-III, TNFCR, TNFR-RP, TNFR2-RP, TNFRSF3

## All Photos (1)

Product No.	Clonality	Application	Species Reactivity	Citations	SDS
<a href="#">HPA061617</a>	polyclonal	IF	human		<a href="#">View</a>

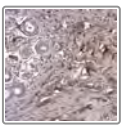


### Anti-LTK antibody produced in rabbit

**Synonym(s):** Anti-TYK1

## All Photos (2)


Product No.	Clonality	Application	Species Reactivity	Citations	SDS
<a href="#">HPA059545</a>	polyclonal	IF, IHC	human		<a href="#">View</a>

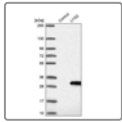


### Anti-LUM antibody produced in rabbit

**Synonym(s):** Anti-KSPG lumican antibody produced in rabbit, Anti-Keratan sulfate proteoglycan lumican antibody produced in rabbit, Anti-Lumican precursor antibody produced in rabbit

## All Photos (3)


Product No.	Clonality	Application	Species Reactivity	Citations	SDS
<a href="#">HPA001522</a>	polyclonal	IHC	human	4	 <a href="#">View</a>

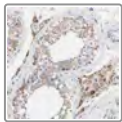


### Anti-LYG2 antibody produced in rabbit

**Synonym(s):** Anti-Lygh, Anti-Lysozyme g-like 2

[All Photos](#) (2)

Product No.	Clonality	Application	Species Reactivity	Citations	SDS
<a href="#">HPA039179</a>	polyclonal	IHC	human	1	 <a href="#">View</a>



### Anti-LY6G6F antibody produced in rabbit

**Synonym(s):** Anti-LY6G6D antibody produced in rabbit, Anti-Lymphocyte antigen 6 complex locus protein G6f precursor

[All Photos](#) (1)


Product No.	Clonality	Application	Species Reactivity	Citations	SDS
<a href="#">HPA008053</a>	polyclonal	IHC	human	1	<a href="#">View</a>

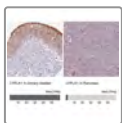


### Anti-LYN antibody produced in rabbit

**Synonym(s):** Anti-Tyrosine-protein kinase Lyn antibody produced in rabbit

[All Photos](#) (5)


Product No.	Clonality	Application	Species Reactivity	Citations	SDS
<a href="#">HPA001231</a>	polyclonal	IHC	rat, human, mouse	8	 <a href="#">View</a>



### Anti-LYPLA1 antibody produced in rabbit

**Synonym(s):** Anti-LPL1, Anti-lysophospholipase I

[All Photos](#) (3)

Product No.	Clonality	Application	Species Reactivity	Citations	SDS
<a href="#">HPA050941</a>	polyclonal	IHC	human		 <a href="#">View</a>



### Anti-LYPLAL1 antibody produced in rabbit

**Synonym(s):** Anti-Lysophospholipase-Like 1, Anti-Q96AV0

[All Photos](#) (2)


Product No.	Clonality	Application	Species Reactivity	Citations	SDS
<a href="#">HPA045806</a>	polyclonal	IF, IHC	human		<a href="#">View</a>

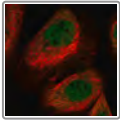


### Anti-LYRM4 antibody produced in rabbit

**Synonym(s):** Anti-C6orf149, Anti-CGI-203, Anti-ISD11, Anti-LYR motif containing 4

[All Photos](#) (3)


Product No.	Clonality	Application	Species Reactivity	Citations	SDS
<a href="#">HPA030362</a>	polyclonal	IF, IHC	human	1	 <a href="#">View</a>



### Anti-LYST antibody produced in rabbit

[All Photos](#) (1)


Product No.	Clonality	Application	Species Reactivity	Citations	SDS
<a href="#">HPA053366</a>	polyclonal	IF	human		<a href="#">View</a>



### Anti-MACC1 antibody produced in rabbit

**Synonym(s):** Anti-SH3 domain-containing protein 7a5, Anti-7A5, Anti-CAGE, Anti-CT26, Anti-PHB1, Anti-SH3BP4L, Anti-metastasis associated in colon cancer 1

[All Photos](#) (7)

Product No.	Clonality	Application	Species Reactivity	Citations	SDS
<a href="#">HPA020081</a>	polyclonal		human	8	 <a href="#">View</a>
<a href="#">HPA020103</a>	polyclonal	IHC	human	17	<a href="#">View</a>
<a href="#">HPA029476</a>	polyclonal	IF, IHC	human		<a href="#">View</a>

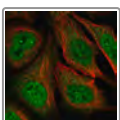


### Anti-MACROD1 antibody produced in rabbit

**Synonym(s):** Anti-Lrp16, Anti-Macro domain containing 1

[All Photos](#) (2)

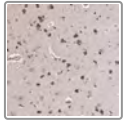
Product No.	Clonality	Application	Species Reactivity	Citations	SDS
<a href="#">HPA071075</a>	polyclonal	IF	human		<a href="#">View</a>
<a href="#">HPA041031</a>	polyclonal	IHC	human	1	<a href="#">View</a>



### Anti-MAGEA11 antibody produced in rabbit

[All Photos](#) (1)

Product No.	Clonality	Application	Species Reactivity	Citations	SDS
<a href="#">HPA052687</a>	polyclonal	IF	human		<a href="#">View</a>



### Anti-MAGEE1 antibody produced in rabbit

**Synonym(s):** Anti-Hepatocellular carcinoma-associated protein 1 antibody produced in rabbit, Anti-MAGE-E1 antigen antibody produced in rabbit, Anti-Melanoma-associated antigen E1 antibody produced in rabbit

#### All Photos (1)

Product No.	Clonality	Application	Species Reactivity	Citations	SDS
<a href="#">HPA003047</a>	polyclonal	IHC	human		<a href="#">View</a>

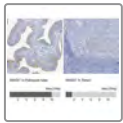


### Anti-MAGI3 antibody produced in rabbit

**Synonym(s):** Anti-membrane-associated guanylate kinase-related 3

#### All Photos (3)


Product No.	Clonality	Application	Species Reactivity	Citations	SDS
<a href="#">HPA008444</a>	polyclonal	IF	human		<a href="#">View</a>
<a href="#">HPA007923</a>	polyclonal	IHC	human	5	<a href="#">View</a>

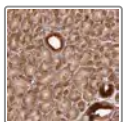


### Anti-MAGI1 antibody produced in rabbit

**Synonym(s):** Anti-AIP3, Anti-BAIAP1, Anti-BAP1, Anti-MAGI-1, Anti-TNRC19, Anti-WWP3, Anti-membrane associated guanylate kinase, WW and PDZ domain containing 1

#### All Photos (4)

Product No.	Clonality	Application	Species Reactivity	Citations	SDS
<a href="#">HPA031852</a>	polyclonal	IF	human		<a href="#">View</a>
<a href="#">HPA031853</a>	polyclonal	IHC	human	1	 <a href="#">View</a>

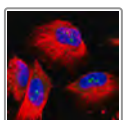


### Anti-MALSU1 antibody produced in rabbit

**Synonym(s):** Anti-C7orf30, Anti-mtRsfA

#### All Photos (2)

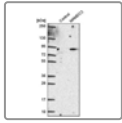
Product No.	Clonality	Application	Species Reactivity	Citations	SDS
<a href="#">HPA052210</a>	polyclonal	IF, IHC	human	1	<a href="#">View</a>



### Anti-MALT1 antibody produced in rabbit

## All Photos (1)



Product No.	Clonality	Application	Species Reactivity	Citations	SDS
<a href="#">HPA048432</a>	polyclonal	IF	human		<a href="#">View</a>

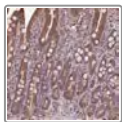


### Anti-MAMDC2 antibody produced in rabbit

**Synonym(s):** Anti-MAM domain-containing protein 2, Anti-MAM domain-containing proteoglycan, Anti-Mamcan

## All Photos (8)

Product No.	Clonality	Application	Species Reactivity	Citations	SDS
<a href="#">HPA022249</a>	polyclonal	IF, IHC	human	2	 <a href="#">View</a>
<a href="#">HPA021814</a>	polyclonal	IHC	human	3	 <a href="#">View</a>



### Anti-MAN1A1 antibody produced in rabbit

## All Photos (6)


Product No.	Clonality	Application	Species Reactivity	Citations	SDS
<a href="#">HPA053198</a>	polyclonal	IF, IHC	human		<a href="#">View</a>
<a href="#">HPA063561</a>	polyclonal	IHC	human		<a href="#">View</a>



### Anti-MAN2A1 antibody produced in rabbit


**Synonym(s):** Anti-Alpha-mannosidase 2, Anti-Alpha-mannosidase II, Anti-Golgi alpha-mannosidase II, Anti-MAN II, Anti-Mannosidase alpha class 2A member 1, Anti-Mannosyl-oligosaccharide 1,3-1,6-alpha-mannosidase

## All Photos (3)

Product No.	Clonality	Application	Species Reactivity	Citations	SDS
<a href="#">HPA026896</a>	polyclonal	IHC	human	2	 <a href="#">View</a>

## All Photos (8) **Anti-MAN1A2 antibody produced in rabbit**

**Synonym(s):** Anti-MAN1B, Anti-Mannosidase,  $\alpha$ , class 1A, member 2

Product No.	Clonality	Application	Species Reactivity	Citations	SDS
<a href="#">HPA057364</a>	polyclonal	IF	human		<a href="#">View</a>
<a href="#">HPA034559</a>	polyclonal	IF, IHC	human	2	 <a href="#">View</a>



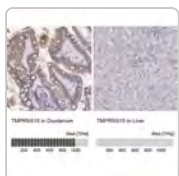
## **Anti-MAN2A2 antibody produced in rabbit**

**Synonym(s):** HsT19662, MANA2X, Anti-mannosidase, alpha, class 2A, member 2

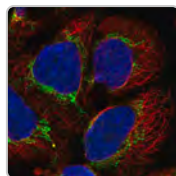
## All Photos (5)

Product No.	Clonality	Application	Species Reactivity	Citations	SDS
<a href="#">HPA077930</a>	polyclonal	IF	human		<a href="#">View</a>
<a href="#">HPA017226</a>	polyclonal	IHC	human	1	<a href="#">View</a>

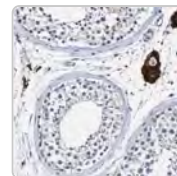
## Recommended Products



Sigma-Aldrich  
**HPA072934**  
Anti-TMPRSS15



Sigma-Aldrich  
**HPA061396**  
Anti-AARS2  
antibody...



Sigma-Aldrich  
**HPA010972**  
Anti-VMA21  
antibody...

[View Price and Availability](#)

[View Price and Availability](#)

[View Price and Availability](#)



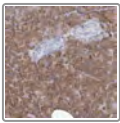
## **Anti-MAN2B1 antibody produced in rabbit**

**Synonym(s):** Anti-Laman, Anti-Manb, Anti-Mannosidase,  $\alpha$ , class 2b, member 1



[Photos](#) (1)

Product No.	Clonality	Application	Species Reactivity	Citations	SDS
<a href="#">HPA041530</a>	polyclonal	IHC	human	4	<a href="#">View</a>

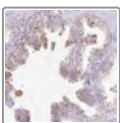


### Anti-MAN2B2 antibody produced in rabbit

**Synonym(s):** Anti-KIAA0935, Anti-Mannosidase,  $\alpha$ , class 2B, member 2

[All Photos](#) (1)

Product No.	Clonality	Application	Species Reactivity	Citations	SDS
<a href="#">HPA037005</a>	polyclonal	IHC	human		<a href="#">View</a>

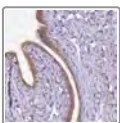


### Anti-MANBA antibody produced in rabbit

**Synonym(s):** Anti-mannosidase, beta A, lysosomal

[All Photos](#) (2)

Product No.	Clonality	Application	Species Reactivity	Citations	SDS
<a href="#">HPA053478</a>	polyclonal	IF, IHC	human		<a href="#">View</a>

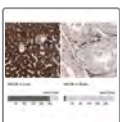


### Anti-MAN2C1 antibody produced in rabbit

**Synonym(s):** Anti-Mana, Anti-Mana1, Anti-Mannosidase,  $\alpha$ , class 2c, member 1

[All Photos](#) (4)


Product No.	Clonality	Application	Species Reactivity	Citations	SDS
<a href="#">HPA067407</a>	polyclonal	IF, IHC	human		<a href="#">View</a>
<a href="#">HPA040627</a>	polyclonal	IF, IHC	human	1	<a href="#">View</a>



### Anti-MAOB antibody produced in rabbit

**Synonym(s):** Anti-Amine oxidase [flavin-containing] B, Anti-MAO-B, Anti-Monoamine oxidase type B

[All Photos](#) (6)

Product No.	Clonality	Application	Species Reactivity	Citations	SDS
<a href="#">HPA002328</a>	polyclonal	IHC	mouse, human, rat	9	 <a href="#">View</a>





### Anti-MAP7 antibody produced in rabbit

**Synonym(s):** Anti-E-MAP-115, Anti-microtubule-associated protein 7

[All Photos](#) (19)





Product No.	Clonality	Application	Species Reactivity	Citations	SDS
<a href="#">HPA029712</a>	polyclonal	IF, IHC	human	4	 <a href="#">View</a>
<a href="#">HPA029713</a>	polyclonal	IHC	human		 <a href="#">View</a>



### Anti-MAP4 antibody produced in rabbit

**Synonym(s):** Anti-Microtubule-associated protein 4

[All Photos](#) (15)


Product No.	Clonality	Application	Species Reactivity	Citations	SDS
<a href="#">HPA038149</a>	polyclonal	IF, IHC	human	1	 <a href="#">View</a>
<a href="#">HPA038150</a>	polyclonal	IF, IHC	human		 <a href="#">View</a>

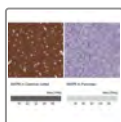


### Anti-MAP2 antibody produced in rabbit

**Synonym(s):** Anti-MAP 2, Anti-MAP-2, Anti-Microtubule-associated protein 2

[All Photos](#) (10)



Product No.	Clonality	Application	Species Reactivity	Citations	SDS
<a href="#">HPA012828</a>	polyclonal	IF, IHC	human	9	 <a href="#">View</a>

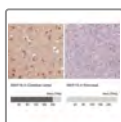


### Anti-MAP6 antibody produced in rabbit

**Synonym(s):** Anti-FLJ41346, Anti-KIAA1878, Anti-STOP, Anti-microtubule-associated protein 6

[All Photos](#) (10)



Product No.	Clonality	Application	Species Reactivity	Citations	SDS
<a href="#">HPA039062</a>	polyclonal	IHC, WB	human		 <a href="#">View</a>
<a href="#">HPA039061</a>	polyclonal	IHC, WB	human		 <a href="#">View</a>




### Anti-MAP1A antibody produced in rabbit

**Synonym(s):** Anti-MAP1L, Anti-Microtubule-associated protein 1A


[All Photos](#) (13)


Product No.	Clonality	Application	Species Reactivity	Citations	SDS
<a href="#">HPA066488</a>	polyclonal	IF	human		<a href="#">View</a>
<a href="#">HPA039064</a>	polyclonal	IHC	human	1	 <a href="#">View</a>
<a href="#">HPA039063</a>	polyclonal	IHC	human		 <a href="#">View</a>



## Anti-MAP1B antibody produced in rabbit

[All Photos](#) (7)

Product No.	Clonality	Application	Species Reactivity	Citations	SDS
<a href="#">HPA022275</a>	polyclonal	IF, IHC, WB	human	6	 <a href="#">View</a>



## Anti-MAPK11 antibody produced in rabbit

[All Photos](#) (1)

Product No.	Clonality	Application	Species Reactivity	Citations	SDS
<a href="#">HPA045069</a>	polyclonal	IHC	human		<a href="#">View</a>

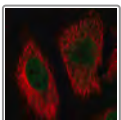


## Anti-MAPK13 antibody produced in rabbit

**Synonym(s):** Anti-MAP kinase p38  $\delta$  antibody produced in rabbit, Anti-Mitogen-activated protein kinase 13 antibody produced in rabbit, Anti-Mitogen-activated protein kinase p38  $\delta$  antibody produced in rabbit, Anti-Stress-activated protein kinase 4 antibody produced in rabbit

[All Photos](#) (3)

Product No.	Clonality	Application	Species Reactivity	Citations	SDS
<a href="#">HPA007667</a>	polyclonal	IHC	human, rat	5	<a href="#">View</a>



## Anti-MAPK7 antibody produced in rabbit

[All Photos](#) (1)

Product No.	Clonality	Application	Species Reactivity	Citations	SDS
<a href="#">HPA031031</a>	polyclonal	IF	human		<a href="#">View</a>



## Anti-MAPK6 antibody produced in rabbit

**Synonym(s):** Anti-ERK3, Anti-HsT17250, Anti-IR10, Anti-PRKM6, Anti-WDR2, Anti-mitogen-activated protein kinase 6, Anti-p97MAPK

[All Photos](#) (3)

Product No.	Clonality	Application	Species Reactivity	Citations	SDS
<a href="#">HPA030262</a>	polyclonal	IF, IHC	human	1	<a href="#">View</a>



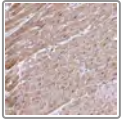
## Anti-MAPK3 antibody produced in rabbit



[Photos](#)

**Synonym(s):** Anti-ERK-1 antibody produced in rabbit, Anti-ERT2 antibody produced in rabbit, Anti-Extracellular signal-regulated kinase 1 antibody produced in rabbit, Anti-Insulin-stimulated MAP2 kinase antibody produced in rabbit, Anti-MAP kinase 1 antibody produced in rabbit, Anti-MAPK 1 antibody produced in rabbit, Anti-Microtubule-associated protein 2 kinase antibody produced in rabbit, Anti-Mitogen-activated protein kinase 3 antibody produced in rabbit, Anti-p44-ERK1 antibody produced in rabbit, Anti-p44-MAPK antibody produced in rabbit

Product No.	Clonality	Application	Species Reactivity	Citations	SDS
<a href="#">HPA005700</a>	polyclonal	IHC	rat, human, mouse	2	<a href="#">View</a>
<a href="#">HPA003995</a>	polyclonal	IHC	human	46	<a href="#">View</a>



### Anti-MAPK12 antibody produced in rabbit

**Synonym(s):** Anti-ERK6, Anti-PRKM12, Anti-SAPK-3, Anti-SAPK3, Anti-p38gamma

[All Photos](#) (2)

Product No.	Clonality	Application	Species Reactivity	Citations	SDS
<a href="#">HPA054562</a>	polyclonal	IHC	human		<a href="#">View</a>

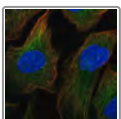


### Anti-MAP2K1 antibody produced in rabbit

**Synonym(s):** Anti-Dual specificity mitogen-activated protein kinase kinase 1, Anti-ERK activator kinase 1, Anti-MAP kinase kinase 1, Anti-MAPKK 1, Anti-MEK1

[All Photos](#) (3)

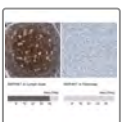
Product No.	Clonality	Application	Species Reactivity	Citations	SDS
<a href="#">HPA026430</a>	polyclonal	IF, IHC	human	2	<a href="#">View</a>



### Anti-MAP3K1 antibody produced in rabbit

[All Photos](#) (1)


Product No.	Clonality	Application	Species Reactivity	Citations	SDS
<a href="#">HPA046509</a>	polyclonal	IF	human		<a href="#">View</a>



### Anti-MAP4K1 antibody produced in rabbit

**Synonym(s):** Anti-Hematopoietic progenitor kinase, Anti-MAPK/ERK kinase kinase kinase 1, Anti-MEK kinase kinase 1, Anti-MEKKK 1, Anti-Mitogen-activated protein kinase kinase kinase kinase 1

[All Photos](#) (5)

Product No.	Clonality	Application	Species Reactivity	Citations	SDS
<a href="#">HPA007419</a>	polyclonal	IHC	human	1	 <a href="#">View</a>

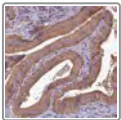


### Anti-MAP3K10 antibody produced in rabbit

**Synonym(s):** Anti-Mitogen-activated protein kinase kinase kinase 10 antibody produced in rabbit, Anti-Mixed lineage kinase 2 antibody produced in rabbit, Anti-Protein kinase MST antibody produced in rabbit

[All Photos \(5\)](#)

Product No.	Clonality	Application	Species Reactivity	Citations	SDS
<a href="#">HPA007039</a>	polyclonal	IF, IHC	human	3	<a href="#">View</a>

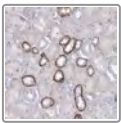


### Anti-MAP3K12 antibody produced in rabbit

**Synonym(s):** Anti-Dlk, Anti-Mekk12, Anti-Mitogen-activated protein kinase kinase kinase 12, Anti-Muk, Anti-Zpk, Anti-Zpkp1

[All Photos \(2\)](#)

Product No.	Clonality	Application	Species Reactivity	Citations	SDS
<a href="#">HPA071996</a>	polyclonal	IF	human		<a href="#">View</a>
<a href="#">HPA039936</a>	polyclonal	IHC	human	6	<a href="#">View</a>

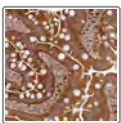


### Anti-MAP3K13 antibody produced in rabbit

**Synonym(s):** Anti-LZK, Anti-MEKK13, Anti-Mitogen-activated protein kinase kinase kinase 13

[All Photos \(2\)](#)

Product No.	Clonality	Application	Species Reactivity	Citations	SDS
<a href="#">HPA036691</a>	polyclonal	IHC	human		<a href="#">View</a>
<a href="#">HPA036692</a>	polyclonal	IHC	human		<a href="#">View</a>




### Anti-MAP2K2 antibody produced in rabbit

**Synonym(s):** Anti-MEK2, Anti-PRKMK2

[All Photos \(3\)](#)


Product No.	Clonality	Application	Species Reactivity	Citations	SDS
<a href="#">HPA051993</a>	polyclonal	IF, IHC	human		<a href="#">View</a>



### Anti-MAP4K2 antibody produced in rabbit

**Synonym(s):** Anti-B lymphocyte serine/threonine-protein kinase antibody produced in rabbit, Anti-GC kinase antibody produced in rabbit, Anti-Germinal center kinase antibody produced in rabbit, Anti-MAPK/ERK kinase kinase kinase 2 antibody produced in rabbit, Anti-MEK kinase kinase 2 antibody produced in rabbit, Anti-MEKKK 2 antibody produced in rabbit, Anti-Mitogen-activated protein kinase kinase kinase kinase 2 antibody produced in rabbit, Anti-Rab8-interacting protein antibody produced in rabbit

[All Photos \(4\)](#)

Product No.	Clonality	Application	Species Reactivity	Citations	SDS
<a href="#">HPA007330</a>	polyclonal	IF, IHC	human	2	 <a href="#">View</a>

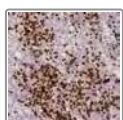


### Anti-MAP3K2 antibody produced in rabbit

**Synonym(s):** Anti-MEKK2, Anti-MEKK2B

[All Photos](#) (3)

Product No.	Clonality	Application	Species Reactivity	Citations	SDS
<a href="#">HPA021540</a>	polyclonal	IF, IHC	human	2	<a href="#">View</a>

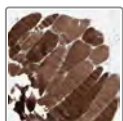


### Anti-MAP3K3 antibody produced in rabbit

**Synonym(s):** Anti-MAPKKK3, Anti-MEKK3

[All Photos](#) (2)

Product No.	Clonality	Application	Species Reactivity	Citations	SDS
<a href="#">HPA035410</a>	polyclonal	IF	human		<a href="#">View</a>
<a href="#">HPA035411</a>	polyclonal	IHC	human	2	<a href="#">View</a>



### Anti-MAP4K3 antibody produced in rabbit

**Synonym(s):** Anti-GLK, Anti-MAPKKKK3, Anti-RAB8IPL1, Anti-mitogen-activated protein kinase kinase kinase 3

[All Photos](#) (2)

Product No.	Clonality	Application	Species Reactivity	Citations	SDS
<a href="#">HPA030380</a>	polyclonal	IF, IHC	human		

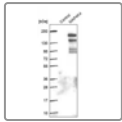
All

### Anti-MAP3K4 antibody produced in rabbit

Photos (2)

**Synonym(s):** Anti-MAP three kinase 1, Anti-MAPK/ERK kinase kinase 4, Anti-MEK kinase 4, Anti-MEKK 4, Anti-Mitogen-activated protein kinase kinase kinase 4

Product No.	Clonality	Application	Species Reactivity	Citations	SDS
<a href="#">HPA007625</a>	polyclonal	IF, IHC	human	2	<a href="#">View</a>




### Anti-MAP4K4 antibody produced in rabbit

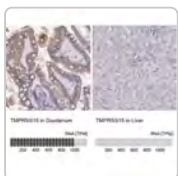
All

Photos (2)

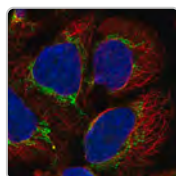
**Synonym(s):** Anti-HPK/GCK-like kinase HGK antibody produced in rabbit, Anti-MAPK/ERK kinase kinase 4 antibody produced in rabbit, Anti-MEK kinase kinase 4 antibody produced in rabbit, Anti-MEKKK 4 antibody produced in rabbit, Anti-Mitogen-activated protein kinase kinase kinase 4 antibody produced in rabbit, Anti-Nck-interacting kinase antibody produced in rabbit

Product No.	Clonality	Application	Species Reactivity	Citations	SDS
<a href="#">HPA008476</a>	polyclonal	IHC, WB	human	5	 <a href="#">View</a>

## Recommended Products



Sigma-Aldrich  
**HPA072934**  
Anti-TMPRSS15



Sigma-Aldrich  
**HPA061396**  
Anti-AARS2  
antibody...

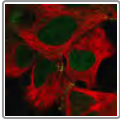


Sigma-Aldrich  
**HPA010972**  
Anti-VMA21  
antibody...

[View Price and Availability](#)

[View Price and Availability](#)

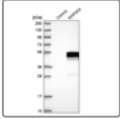
[View Price and Availability](#)



## Anti-MAP2K4 antibody produced in rabbit

[All Photos](#) (2)


Product No.	Clonality	Application	Species Reactivity	Citations	SDS
<a href="#">HPA060074</a>	polyclonal	IF	human		<a href="#">View</a>

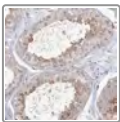


## Anti-MAP2K5 antibody produced in rabbit

**Synonym(s):** Anti-HsT17454, Anti-MAPKK5, Anti-MEK5, Anti-PRKMK5, Anti-mitogen-activated protein kinase kinase 5

[All Photos](#) (5)

Product No.	Clonality	Application	Species Reactivity	Citations	SDS
<a href="#">HPA027347</a>	polyclonal	IF, IHC	human		 <a href="#">View</a>
<a href="#">HPA027755</a>	polyclonal	IHC	human	3	<a href="#">View</a>



## Anti-MAP4K5 antibody produced in rabbit

**Synonym(s):** Anti-GCKR, Anti-KHS, Anti-KHS1, Anti-Mitogen-activated protein kinase kinase kinase 5

[All Photos](#) (4)


Product No.	Clonality	Application	Species Reactivity	Citations	SDS
<a href="#">HPA036696</a>	polyclonal	IF, IHC	human		<a href="#">View</a>



## Anti-MAP2K6 antibody produced in rabbit

**Synonym(s):** Anti-C14orf94, Anti-FLJ20424, Anti-MAPKK6, Anti-MEK6, Anti-MKK6, Anti-PRKMK6, Anti-SAPKK3, Anti-mitogen-activated protein kinase kinase 6

[All Photos](#) (6)

Product No.	Clonality	Application	Species Reactivity	Citations	SDS
<a href="#">HPA031134</a>	polyclonal	IF, IHC	mouse, rat, human		 <a href="#">View</a>

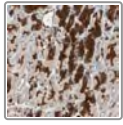


## Anti-MAP2K7 antibody produced in rabbit

**Synonym(s):** Anti-JNK kinase 2, Anti-JNK-activating kinase 2, Anti-JNKK 2, Anti-MAP kinase kinase 7, Anti-MAPK/ERK kinase 7, Anti-MAPKK 7, Anti-MP2K7\_HUMAN Isoform 2 of O14733 -Homo sapiens, Anti-O14733-2, Anti-c-Jun N-terminal kinase kinase 2

[All Photos](#) (2)

Product No.	Clonality	Application	Species Reactivity	Citations	SDS
<a href="#">HPA064711</a>	polyclonal	IF	human		<a href="#">View</a>
<a href="#">HPA001633</a>	polyclonal	IHC	human	2	<a href="#">View</a>

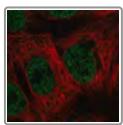


### Anti-MAP3K7 antibody produced in rabbit

**Synonym(s):** Anti-Mitogen-activated protein kinase kinase kinase 7 antibody produced in rabbit, Anti-TGF- $\beta$ -activated kinase 1 antibody produced in rabbit, Anti-Transforming growth factor- $\beta$ -activated kinase 1 antibody produced in rabbit

[All Photos](#) (1)

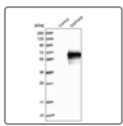
Product No.	Clonality	Application	Species Reactivity	Citations	SDS
<a href="#">HPA007633</a>	polyclonal	IHC	human	2	<a href="#">View</a>



### Anti-MAP3K7CL antibody produced in rabbit

[All Photos](#) (1)


Product No.	Clonality	Application	Species Reactivity	Citations	SDS
<a href="#">HPA030079</a>	polyclonal	IF	human		<a href="#">View</a>

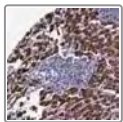


### Anti-MAP3K8 antibody produced in rabbit

**Synonym(s):** Anti-C-COT, Anti-COT proto-oncogene serine/threonine-protein kinase, Anti-Cancer Osaka thyroid oncogene, Anti-Mitogen-activated protein kinase kinase kinase 8, Anti-TPL-2, Anti-Tumor progression locus 2

[All Photos](#) (3)

Product No.	Clonality	Application	Species Reactivity	Citations	SDS
<a href="#">HPA017962</a>	polyclonal	IF, IHC	human	2	 <a href="#">View</a>



### Anti-MAP3K9 antibody produced in rabbit

**Synonym(s):** Anti-Mitogen-activated protein kinase kinase kinase 9 antibody produced in rabbit, Anti-Mixed lineage kinase 1 antibody produced in rabbit

[All Photos](#) (2)

Product No.	Clonality	Application	Species Reactivity	Citations	SDS
<a href="#">HPA000942</a>	polyclonal	IF, IHC	human, rat, mouse	1	<a href="#">View</a>




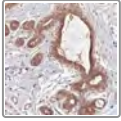
### Anti-MAPKAP1 antibody produced in rabbit

**Synonym(s):** Anti-MGC2745, Anti-MIP1, Anti-SIN1, Anti-mitogen-activated protein kinase associated protein 1



## All Photos (6)

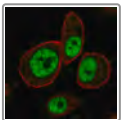
Product No.	Clonality	Application	Species Reactivity	Citations	SDS
<a href="#">HPA029091</a>	polyclonal	IF, IHC	human		<a href="#">View</a>
<a href="#">HPA029092</a>	polyclonal	IHC	human, rat, mouse		<a href="#">View</a>



### Anti-MAPKAPK2 antibody produced in rabbit

## All Photos (3)

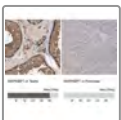
Product No.	Clonality	Application	Species Reactivity	Citations	SDS
<a href="#">HPA064435</a>	polyclonal	IHC	human		<a href="#">View</a>
<a href="#">HPA045556</a>	polyclonal	IF	human		<a href="#">View</a>
<a href="#">HPA063708</a>	polyclonal	IHC	human		<a href="#">View</a>



### Anti-MAPKAPK3 antibody produced in rabbit

## All Photos (2)


Product No.	Clonality	Application	Species Reactivity	Citations	SDS
<a href="#">HPA058275</a>	polyclonal	IF	human		<a href="#">View</a>



### Anti-MAPKBP1 antibody produced in rabbit

**Synonym(s):** Anti-KIAA0596, Anti-CFLL2, Anti-FLJ10420, Anti-mitogen-activated protein kinase binding protein 1

## All Photos (5)

Product No.	Clonality	Application	Species Reactivity	Citations	SDS
<a href="#">HPA030833</a>	polyclonal	IF, IHC	human		<a href="#">View</a>
<a href="#">HPA030832</a>	polyclonal	IHC	human	1	<a href="#">View</a>

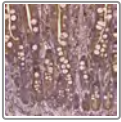


### Anti-MAPK8IP2 antibody produced in rabbit

**Synonym(s):** Anti-IB2, Anti-JIP2, Anti-Mitogen-activated protein kinase 8 interacting protein 2, Anti-PRKM8IPL

## All Photos (4)

Product No.	Clonality	Application	Species Reactivity	Citations	SDS
<a href="#">HPA034780</a>	polyclonal	IHC	human	2	<a href="#">View</a>

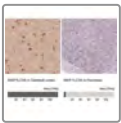


### Anti-MAPK8IP3 antibody produced in rabbit

**Synonym(s):** Anti-JIP3, Anti-JSAP1, Anti-KIAA1066, Anti-syd

[All Photos](#) (3)


Product No.	Clonality	Application	Species Reactivity	Citations	SDS
<a href="#">HPA041785</a>	polyclonal	IF, IHC	human		<a href="#">View</a>
<a href="#">HPA069311</a>	polyclonal	IHC	human		<a href="#">View</a>

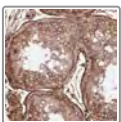


### Anti-MAP1LC3A antibody produced in rabbit

**Synonym(s):** Anti-Autophagy-related protein LC3 A, Anti-MAP1 light chain 3- like protein 1, Anti-MAP1A/1B light chain 3 A, Anti-MAP1A/MAP1B LC3 A, Anti-Microtubule-associated protein 1 light chain 3 alpha, Anti-Microtubule-associated proteins 1A/1B light chain 3A precursor

[All Photos](#) (7)

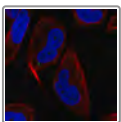
Product No.	Clonality	Application	Species Reactivity	Citations	SDS
<a href="#">HPA007649</a>	polyclonal	IHC	human	4	 <a href="#">View</a>
<a href="#">HPA052474</a>	polyclonal	IHC	human		<a href="#">View</a>
<a href="#">HPA052484</a>	polyclonal	IHC	human	1	<a href="#">View</a>



### Anti-MAP1LC3B antibody produced in rabbit

[All Photos](#) (1)


Product No.	Clonality	Application	Species Reactivity	Citations	SDS
<a href="#">HPA053767</a>	polyclonal	IHC	human	1	<a href="#">View</a>



### Anti-MAP1LC3C antibody produced in rabbit

[All Photos](#) (1)

Product No.	Clonality	Application	Species Reactivity	Citations	SDS
<a href="#">HPA072670</a>	polyclonal	IF	human		<a href="#">View</a>



### Anti-MAPRE3 antibody produced in rabbit

**Synonym(s):** Anti-EB1 protein family member 3 antibody produced in rabbit, Anti-EB3 antibody produced in rabbit, Anti-EBF3 antibody produced in rabbit, Anti-End-binding protein 3 antibody produced in rabbit, Anti-



[All](#)

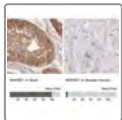
Microtubule-associated protein RP/EB family member 3 antibody produced in rabbit, Anti-RP3 antibody produced in rabbit


[Photos](#) (2)

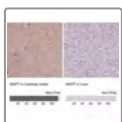
Product No.	Clonality	Application	Species Reactivity	Citations	SDS
<a href="#">HPA009263</a>	polyclonal	IHC	human	4	<a href="#">View</a>


**Anti-MAPRE2 antibody produced in rabbit****Synonym(s):** Anti-APC-binding protein EB2, Anti-EB2, Anti-End-binding protein 2, Anti-Microtubule-associated protein RP/EB family member 2[All](#)[Photos](#) (15)

Product No.	Clonality	Application	Species Reactivity	Citations	SDS
<a href="#">HPA016739</a>	polyclonal	IHC	rat, human, mouse	2	 <a href="#">View</a>
<a href="#">HPA016738</a>	polyclonal	IHC	human	2	 <a href="#">View</a>


**Anti-MAPRE1 antibody produced in rabbit****Synonym(s):** Anti-APC-binding protein EB1 antibody produced in rabbit, Anti-EB1 antibody produced in rabbit, Anti-End-binding protein 1 antibody produced in rabbit, Anti-Microtubule-associated protein RP/EB family member 1 antibody produced in rabbit[All](#)[Photos](#) (6)

Product No.	Clonality	Application	Species Reactivity	Citations	SDS
<a href="#">HPA003600</a>	polyclonal	IF, IHC	rat, mouse, human	5	 <a href="#">View</a>

**Anti-MAPT antibody produced in rabbit**[All Photos](#) (4)

Product No.	Clonality	Application	Species Reactivity	Citations	SDS
<a href="#">HPA069570</a>	polyclonal	IHC	human		 <a href="#">View</a>
<a href="#">HPA069524</a>	polyclonal	IHC	human		<a href="#">View</a>

**Anti-MARCKS****Synonym(s):** 80K-L, MACS, PKCSL[All Photos](#) (4)

Product No.	Clonality	Application	Species Reactivity	Citations	SDS
<a href="#">HPA069443</a>	polyclonal	IHC, WB	human		 <a href="#">View</a>

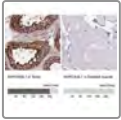


### Anti-MARCKS antibody produced in rabbit

**Synonym(s):** 80K-L, MACS, PKCSL

[All Photos](#) (3)

Product No.	Clonality	Application	Species Reactivity	Citations	SDS
<a href="#">HPA054820</a>	polyclonal	IF	human		<a href="#">View</a>
<a href="#">HPA067595</a>	polyclonal	IF, IHC	human		<a href="#">View</a>



### Anti-MARCKSL1 antibody produced in rabbit

**Synonym(s):** Anti-F52, Anti-MLP, Anti-MLP1, Anti-MacMARCKS

[All Photos](#) (6)

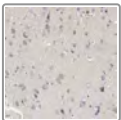
Product No.	Clonality	Application	Species Reactivity	Citations	SDS
<a href="#">HPA030528</a>	polyclonal	IF, IHC	human		<a href="#">View</a>



### Anti-MARK3 antibody produced in rabbit

[All Photos](#) (3)

Product No.	Clonality	Application	Species Reactivity	Citations	SDS
<a href="#">HPA024652</a>	polyclonal	IHC	mouse, rat, human	2	<a href="#">View</a>



### Anti-MARK1 antibody produced in rabbit

[All Photos](#) (2)

Product No.	Clonality	Application	Species Reactivity	Citations	SDS
<a href="#">HPA007421</a>	polyclonal	IHC	human	2	<a href="#">View</a>
<a href="#">HPA008061</a>	polyclonal	IHC	human	2	<a href="#">View</a>



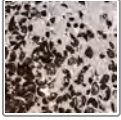
### Anti-MARK4 antibody produced in rabbit

[All Photos](#) (2)

Product No.	Clonality	Application	Species Reactivity	Citations	SDS
<a href="#">HPA039186</a>	polyclonal	IF, IHC	human		<a href="#">View</a>

## All Photos (3) **Anti-MARK2 antibody produced in rabbit**

Product No.	Clonality	Application	Species Reactivity	Citations	SDS
<a href="#">HPA074905</a>	polyclonal	IF	human		<a href="#">View</a>
<a href="#">HPA038790</a>	polyclonal	IHC	human	6	<a href="#">View</a>

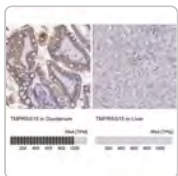


## **Anti-MARS2 antibody produced in rabbit**

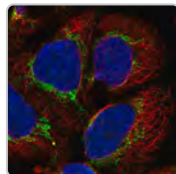
### All Photos (3)

Product No.	Clonality	Application	Species Reactivity	Citations	SDS
<a href="#">HPA035590</a>	polyclonal	IHC	human		<a href="#">View</a>
<a href="#">HPA035589</a>	polyclonal	IF, IHC	human	1	<a href="#">View</a>

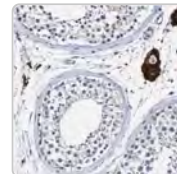
## Recommended Products



Sigma-Aldrich  
**HPA072934**  
Anti-TMPRSS15



Sigma-Aldrich  
**HPA061396**  
Anti-AARS2  
antibody...

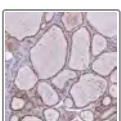


Sigma-Aldrich  
**HPA010972**  
Anti-VMA21  
antibody...

[View Price and Availability](#)

[View Price and Availability](#)

[View Price and Availability](#)

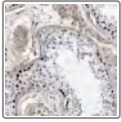


## **Anti-MARVELD2 antibody produced in rabbit**

**Synonym(s):** Anti-DFNB49, Anti-FLJ30532, Anti-MARVEL domain containing 2, Anti-MRVLDC2, Anti-TRIC

## All Photos (2)

Product No.	Clonality	Application	Species Reactivity	Citations	SDS
<a href="#">HPA061726</a>	polyclonal	IF	human		<a href="#">View</a>
<a href="#">HPA018119</a>	polyclonal	IHC	human	4	<a href="#">View</a>

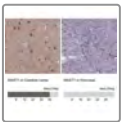


### Anti-MAS1L antibody produced in rabbit

**Synonym(s):** Anti-MAS-R, Anti-MAS1-like, Anti-Mas-related G-protein coupled receptor MRG

## All Photos (2)


Product No.	Clonality	Application	Species Reactivity	Citations	SDS
<a href="#">HPA017983</a>	polyclonal	IF, IHC	human	1	<a href="#">View</a>

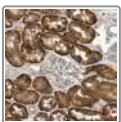


### Anti-MAST1

**Synonym(s):** KIAA0973, SAST

## All Photos (3)

Product No.	Clonality	Application	Species Reactivity	Citations	SDS
<a href="#">HPA073106</a>	polyclonal	IHC	human		<a href="#">View</a>



### Anti-MAST3 antibody produced in rabbit

**Synonym(s):** Anti-KIAA0561, Anti-Microtubule associated serine/threonine kinase 3

## All Photos (3)

Product No.	Clonality	Application	Species Reactivity	Citations	SDS
<a href="#">HPA035062</a>	polyclonal	IHC	human		<a href="#">View</a>
<a href="#">HPA035061</a>	polyclonal	IF, IHC	human		<a href="#">View</a>



### Anti-MAST4 antibody produced in rabbit

**Synonym(s):** Anti-Microtubule-associated serine/threonine-protein kinase 4 antibody produced in rabbit

## All Photos (2)

Product No.	Clonality	Application	Species Reactivity	Citations	SDS
<a href="#">HPA000544</a>	polyclonal	IF, IHC	human	1	<a href="#">View</a>




### Anti-MAST2 antibody produced in rabbit

**Synonym(s):** Anti-Kiaa0807, Anti-Mast205, Anti-Microtubule associated serine/threonine kinase 2

## All Photos (2)


Product No.	Clonality	Application	Species Reactivity	Citations	SDS
<a href="#">HPA040155</a>	polyclonal	IHC	human	1	<a href="#">View</a>
<a href="#">HPA039722</a>	polyclonal	IHC	human		<a href="#">View</a>



### Anti-MASTL antibody produced in rabbit

**Synonym(s):** Anti-Microtubule-associated serine/threonine-protein kinase-like

## All Photos (7)


Product No.	Clonality	Application	Species Reactivity	Citations	SDS
<a href="#">HPA054273</a>	polyclonal	IF	human		<a href="#">View</a>
<a href="#">HPA027175</a>	polyclonal	IF, IHC	human	6	 <a href="#">View</a>




### Anti-MAT2A antibody produced in rabbit

**Synonym(s):** Anti-MATA2, Anti-MATII, Anti-Methionine Adenosyltransferase II, Alpha, Anti-SAMS2

## All Photos (6)

Product No.	Clonality	Application	Species Reactivity	Citations	SDS
<a href="#">HPA043028</a>	polyclonal	IF, IHC	human	5	 <a href="#">View</a>

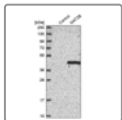


### Anti-MAT1A antibody produced in rabbit

**Synonym(s):** Anti-MAT, Anti-MATA1, Anti-SAMS, Anti-SAMS1

## All Photos (4)


Product No.	Clonality	Application	Species Reactivity	Citations	SDS
<a href="#">HPA048627</a>	polyclonal	IHC	human	1	<a href="#">View</a>



### Anti-MAT2B antibody produced in rabbit

**Synonym(s):** Anti-MATII $\beta$ , Anti-Methionine adenosyltransferase II,  $\beta$ , Anti-SDR23E1


## All Photos (9)

Product No.	Clonality	Application	Species Reactivity	Citations	SDS
<a href="#">HPA037722</a>	polyclonal	IHC	human		<a href="#">View</a>
<a href="#">HPA037721</a>	polyclonal	IHC	human		 <a href="#">View</a>



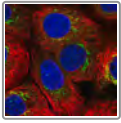
### Anti-MATN1 antibody produced in rabbit

**Synonym(s):** Anti-CMP, Anti-CRTM, Anti-matrilin 1, cartilage matrix protein



tos (2)

Product No.	Clonality	Application	Species Reactivity	Citations	SDS
<a href="#">HPA028580</a>	polyclonal	IHC	human	1	<a href="#">View</a>



### Anti-MATN3 antibody produced in rabbit

[All Photos](#) (1)



Product No.	Clonality	Application	Species Reactivity	Citations	SDS
<a href="#">HPA051250</a>	polyclonal	IF	human		<a href="#">View</a>



### Anti-MAVS antibody produced in rabbit

**Synonym(s):** Anti-Cardif, Anti-IPS-1, Anti-KIAA1271, Anti-VISA

[All Photos](#) (11)

Product No.	Clonality	Application	Species Reactivity	Citations	SDS
<a href="#">HPA053524</a>	polyclonal	IF, IHC	human		<a href="#">View</a>
<a href="#">HPA049850</a>	polyclonal	IHC	human		<a href="#">View</a>




### Anti-MBIP antibody produced in rabbit

**Synonym(s):** Anti-MAP3K12-binding inhibitory protein 1 antibody produced in rabbit, Anti-MAPK upstream kinase-binding inhibitory protein antibody produced in rabbit, Anti-MUK-binding inhibitory protein antibody produced in rabbit

[All Photos](#) (2)


Product No.	Clonality	Application	Species Reactivity	Citations	SDS
<a href="#">HPA003388</a>	polyclonal	IF, IHC	human	2	<a href="#">View</a>



### Anti-MBLAC2 antibody produced in rabbit

**Synonym(s):** Anti-DKFZp686P15118, Anti-Mηllo-β-lactamase domain containing 2, Anti-MGC46734

[All Photos](#) (4)

Product No.	Clonality	Application	Species Reactivity	Citations	SDS
<a href="#">HPA060264</a>	polyclonal	IF	human		<a href="#">View</a>
<a href="#">HPA037757</a>	polyclonal	IHC	human	1	 <a href="#">View</a>




### Anti-MBOAT2 antibody produced in rabbit

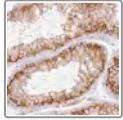




**Synonym(s):** Anti-Membrane-bound O-acyltransferase domain-containing protein 2, Anti-O-acyltransferase domain-containing protein 2

**Photos** (5)

Product No.	Clonality	Application	Species Reactivity	Citations	SDS
<a href="#">HPA014836</a>	polyclonal	IHC	human	3	 <a href="#">View</a>

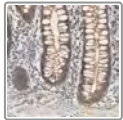


### Anti-MBOAT7 antibody produced in rabbit

**Synonym(s):** Anti-BB1, Anti-LENG4, Anti-LPIAT, Anti-hMBOA-7, Anti-membrane bound O-acyltransferase domain containing 7

**All Photos** (6)

Product No.	Clonality	Application	Species Reactivity	Citations	SDS
<a href="#">HPA055967</a>	polyclonal	IF, IHC	human		<a href="#">View</a>



### Anti-MBTPS2 antibody produced in rabbit

**All Photos** (1)

Product No.	Clonality	Application	Species Reactivity	Citations	SDS
<a href="#">HPA005494</a>	polyclonal	IHC	human	5	<a href="#">View</a>



### Anti-MBTPS1 antibody produced in rabbit

**All Photos** (1)


Product No.	Clonality	Application	Species Reactivity	Citations	SDS
<a href="#">HPA056109</a>	polyclonal	IHC	human		<a href="#">View</a>

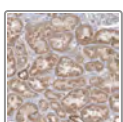


### Anti-MCAM antibody produced in rabbit

**Synonym(s):** Anti-CD146 antigen antibody produced in rabbit, Anti-Cell surface glycoprotein MUC18 precursor antibody produced in rabbit, Anti-Cell surface glycoprotein P1H12 antibody produced in rabbit, Anti-Melanoma cell adhesion molecule antibody produced in rabbit, Anti-Melanoma-associated antigen A32 antibody produced in rabbit, Anti-Melanoma-associated antigen MUC18 antibody produced in rabbit, Anti-S-endo 1 endothelial-associated antigen antibody produced in rabbit

**All Photos** (6)

Product No.	Clonality	Application	Species Reactivity	Citations	SDS
<a href="#">HPA008848</a>	polyclonal	IHC	human	9	 <a href="#">View</a>



### Anti-MCAT antibody produced in rabbit

**Synonym(s):** Anti-FASN2C, Anti-FabD, Anti-MCT, Anti-MT, Anti-Malonyl CoA:ACP acyltransferase (mitochondrial), Anti-NET62

## All Photos (6)




Product No.	Clonality	Application	Species Reactivity	Citations	SDS
<a href="#">HPA003122</a>	polyclonal	IF	human		<a href="#">View</a>
<a href="#">HPA035471</a>	polyclonal	IHC	human	3	<a href="#">View</a>

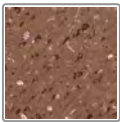


### Anti-MCCC2 antibody produced in rabbit

**Synonym(s):** Anti-MCCB, Anti-Methylcrotonoyl-CoA carboxylase 2 ( $\beta$ )

## All Photos (30)

Product No.	Clonality	Application	Species Reactivity	Citations	SDS
<a href="#">HPA061546</a>	polyclonal	IF, IHC	human		<a href="#">View</a>
<a href="#">HPA038301</a>	polyclonal	IHC	human		<a href="#">View</a>
<a href="#">HPA038300</a>	polyclonal	IF, IHC	human		<a href="#">View</a>

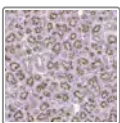


### Anti-MCCC1 antibody produced in rabbit

**Synonym(s):** Anti-3-methylcrotonyl-CoA carboxylase 1, Anti-3-methylcrotonyl-CoA carboxylase biotin-containing subunit, Anti-3-methylcrotonyl-CoA:carbon dioxide ligase subunit alpha, Anti-MCCase subunit alpha, Anti-Methylcrotonoyl-CoA carboxylase subunit alpha, mitochondrial

## All Photos (3)

Product No.	Clonality	Application	Species Reactivity	Citations	SDS
<a href="#">HPA008310</a>	polyclonal	IF, IHC	human	2	<a href="#">View</a>

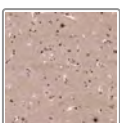


### Anti-MCFD2 antibody produced in rabbit

**Synonym(s):** Anti-F5F8D, Anti-LMAN1IP, Anti-SDNSF

## All Photos (1)

Product No.	Clonality	Application	Species Reactivity	Citations	SDS
<a href="#">HPA034593</a>	polyclonal	IHC	human		<a href="#">View</a>



### Anti-MCF2L2 antibody produced in rabbit

**Synonym(s):** Anti-ARHGEF22, Anti-KIAA0861, Anti-MCF.2 cell line derived transforming sequence-like 2

## All Photos (3)

Product No.	Clonality	Application	Species Reactivity	Citations	SDS
<a href="#">HPA038947</a>	polyclonal	IF, IHC	human		<a href="#">View</a>



Product No.	Clonality	Application	Species Reactivity	Citations	SDS
<a href="#">HPA038946</a>	polyclonal	IHC	human		<a href="#">View</a>

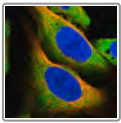


### Anti-MCOLN3 antibody produced in rabbit

**Synonym(s):** Anti-FLJ11006, Anti-TRP-ML3, Anti-TRPML3, Anti-Mucolipin-3

[All Photos](#) (7)


Product No.	Clonality	Application	Species Reactivity	Citations	SDS
<a href="#">HPA062137</a>	polyclonal	IHC	human		 <a href="#">View</a>
<a href="#">HPA018106</a>	polyclonal	IF, IHC	human	1	 <a href="#">View</a>

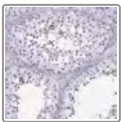


### Anti-MCOLN1 antibody produced in rabbit

**Synonym(s):** Anti-ML4, Anti-MLIV, Anti-MST080, Anti-MSTP080, Anti-TRPM-L1, Anti-TRPML1, Anti-mucolipin 1

[All Photos](#) (2)

Product No.	Clonality	Application	Species Reactivity	Citations	SDS
<a href="#">HPA031763</a>	polyclonal	IF	human	6	 <a href="#">View</a>



### Anti-MC5R antibody produced in rabbit

**Synonym(s):** Anti-melanocortin 5 receptor

[All Photos](#) (1)

Product No.	Clonality	Application	Species Reactivity	Citations	SDS
<a href="#">HPA042365</a>	polyclonal	IHC	human		<a href="#">View</a>

## All Photos (3) **Anti-MCTP2 antibody produced in rabbit**

**Synonym(s):** Anti-FLJ11175, Anti-FLJ33303





Product No.	Clonality	Application	Species Reactivity	Citations	SDS
<a href="#">HPA070541</a>	polyclonal	IF	human		<a href="#">View</a>
<a href="#">HPA051176</a>	polyclonal	IF, IHC	human		<a href="#">View</a>



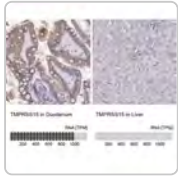
## **Anti-MDH2 antibody produced in rabbit**

**Synonym(s):** Anti-Malate dehydrogenase, mitochondrial

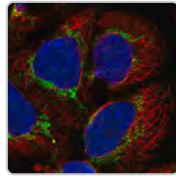
### All Photos (33)

Product No.	Clonality	Application	Species Reactivity	Citations	SDS
<a href="#">HPA019714</a>	polyclonal	IF, IHC	human, mouse, rat	7	 <a href="#">View</a>
<a href="#">HPA019716</a>	polyclonal	IF, IHC	human, rat, mouse	8	 <a href="#">View</a>
<a href="#">HPA026720</a>	polyclonal	IF, IHC	mouse, human, rat		 <a href="#">View</a>
<a href="#">HPA019848</a>	polyclonal	IHC, WB	human	3	 <a href="#">View</a>

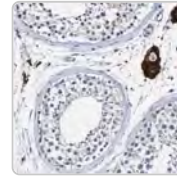
## Recommended Products



Sigma-Aldrich  
**HPA072934**  
Anti-TMPRSS15



Sigma-Aldrich  
**HPA061396**  
Anti-AARS2  
antibody...

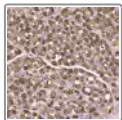


Sigma-Aldrich  
**HPA010972**  
Anti-VMA21  
antibody...

[View Price and Availability](#)

[View Price and Availability](#)

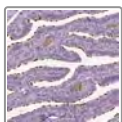
[View Price and Availability](#)



### Anti-MDH1 antibody produced in rabbit

[All Photos](#) (1)

Product No.	Clonality	Application	Species Reactivity	Citations	SDS
<b>HPA054276</b>	polyclonal	IHC	human		<a href="#">View</a>

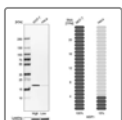


### Anti-MDH1B antibody produced in rabbit

**Synonym(s):** FLJ25341, RP11-95H11

[All Photos](#) (1)

Product No.	Clonality	Application	Species Reactivity	Citations	SDS
<b>HPA073761</b>	polyclonal	IHC	human		<a href="#">View</a>

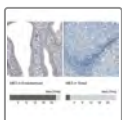


### Anti-MDP1 antibody produced in rabbit

**Synonym(s):** Anti-CTM-1, Anti-FN6Pase, Anti-MGC5987, Anti-magnesium-dependent phosphatase 1

[All Photos](#) (7)

Product No.	Clonality	Application	Species Reactivity	Citations	SDS
<b>HPA070338</b>	polyclonal	IHC	human		<a href="#">View</a>
<b>HPA003064</b>	polyclonal	IF, IHC	human	2	<a href="#">View</a>

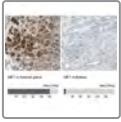


### Anti-ME3 antibody produced in rabbit

**Synonym(s):** Anti-Malic enzyme 3, NADP(+)-dependent, mitochondrial

[All Photos](#) (6)


Product No.	Clonality	Application	Species Reactivity	Citations	SDS
<b>HPA038473</b>	polyclonal	IHC	human	4	<a href="#">View</a>



## Anti-ME1 antibody produced in rabbit

**Synonym(s):** Anti-Malic enzyme 1 antibody produced in rabbit, Anti-NADP-ME antibody produced in rabbit, Anti-NADP-dependent malic enzyme antibody produced in rabbit

[All Photos](#) (4)



Product No.	Clonality	Application	Species Reactivity	Citations	SDS
<a href="#">HPA006493</a>	polyclonal	IHC	human	3	 <a href="#">View</a>



## Anti-ME2 antibody produced in rabbit

**Synonym(s):** Malic enzyme 2, nad(+)-dependent, mitochondrial, Malic enzyme 2

[All Photos](#) (21)




Product No.	Clonality	Application	Species Reactivity	Citations	SDS
<a href="#">HPA008880</a>	polyclonal	IHC	human	3	 <a href="#">View</a>
<a href="#">HPA008247</a>	polyclonal	IF, IHC	human	2	 <a href="#">View</a>

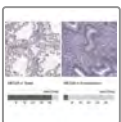


## Anti-MECR antibody produced in rabbit

**Synonym(s):** Anti-CGI-63, Anti-FASN2B, Anti-NRBF1, Anti-mitochondrial trans-2-enoyl-CoA reductase, Anti-HsNrnf-1, Anti-NRBF-1, Anti-Trans-2-enoyl-CoA reductase, mitochondrial

[All Photos](#) (20)


Product No.	Clonality	Application	Species Reactivity	Citations	SDS
<a href="#">HPA028740</a>	polyclonal	IF, IHC	mouse, human		 <a href="#">View</a>
<a href="#">HPA022018</a>	polyclonal	IHC	human	1	 <a href="#">View</a>
<a href="#">HPA022030</a>	polyclonal	IHC	human	1	 <a href="#">View</a>

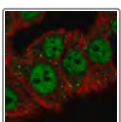


## Anti-MED26

**Synonym(s):** CRSP7, CRSP70

[All Photos](#) (3)

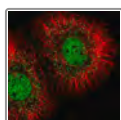
Product No.	Clonality	Application	Species Reactivity	Citations	SDS
<a href="#">HPA057997</a>	polyclonal	IHC	human		 <a href="#">View</a>



## Anti-MED26 antibody produced in rabbit

[All Photos](#) (1)

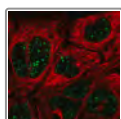
Product No.	Clonality	Application	Species Reactivity	Citations	SDS
<a href="#">HPA071835</a>	polyclonal	IF	human		<a href="#">View</a>



### Anti-MED23 antibody produced in rabbit

[All Photos](#) (1)

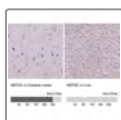
Product No.	Clonality	Application	Species Reactivity	Citations	SDS
<a href="#">HPA070341</a>	polyclonal	IF	human		<a href="#">View</a>



### Anti-MED7 antibody produced in rabbit

[All Photos](#) (1)


Product No.	Clonality	Application	Species Reactivity	Citations	SDS
<a href="#">HPA067181</a>	polyclonal	IF	human		<a href="#">View</a>



### Anti-MEF2C antibody produced in rabbit

**Synonym(s):** Anti-Myocyte-specific enhancer factor 2C antibody produced in rabbit

[All Photos](#) (6)

Product No.	Clonality	Application	Species Reactivity	Citations	SDS
<a href="#">HPA005533</a>	polyclonal	IF, IHC, WB	human	14	 <a href="#">View</a>

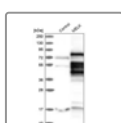


### Anti-MEGF9 antibody produced in rabbit

**Synonym(s):** Anti-EGF-like domain-containing protein 5, Anti-Multiple EGF-like domain protein 5, Anti-Multiple epidermal growth factor-like domains 9 precursor

[All Photos](#) (6)


Product No.	Clonality	Application	Species Reactivity	Citations	SDS
<a href="#">HPA050238</a>	polyclonal	IF	human		<a href="#">View</a>
<a href="#">HPA014319</a>	polyclonal	IHC	human	1	<a href="#">View</a>

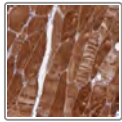


### Anti-MELK antibody produced in rabbit

**Synonym(s):** Anti-Maternal embryonic leucine zipper kinase, Anti-Protein kinase PK38, Anti-hMELK, Anti-hPK38

[All Photos](#) (2)

Product No.	Clonality	Application	Species Reactivity	Citations	SDS
<a href="#">HPA017214</a>	polyclonal	IHC, WB	human	10	 <a href="#">View</a>



### Anti-MEMO1 antibody produced in rabbit

**Synonym(s):** Anti-C2orf4, Anti-Cgi-27, Anti-Mediator of cell motility 1, Anti-Memo

[All Photos](#) (2)

Product No.	Clonality	Application	Species Reactivity	Citations	SDS
<a href="#">HPA057952</a>	polyclonal	IF	human	1	<a href="#">View</a>
<a href="#">HPA042603</a>	polyclonal	IHC	human		<a href="#">View</a>

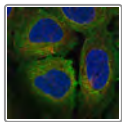


### Anti-MEPE antibody produced in rabbit

**Synonym(s):** Anti-Matrix extracellular phosphoglycoprotein

[All Photos](#) (2)

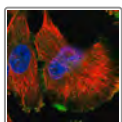
Product No.	Clonality	Application	Species Reactivity	Citations	SDS
<a href="#">HPA038003</a>	polyclonal	IHC	human		<a href="#">View</a>
<a href="#">HPA038004</a>	polyclonal	IHC	human		<a href="#">View</a>



### Anti-MERTK antibody produced in rabbit

[All Photos](#) (1)

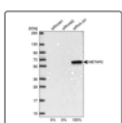
Product No.	Clonality	Application	Species Reactivity	Citations	SDS
<a href="#">HPA075622</a>	polyclonal	IF	human		<a href="#">View</a>



### Anti-MET antibody produced in rabbit

[All Photos](#) (1)

Product No.	Clonality	Application	Species Reactivity	Citations	SDS
<a href="#">HPA055607</a>	polyclonal	IF	human		<a href="#">View</a>





### Anti-METAP2 antibody produced in rabbit

**Synonym(s):** Anti-Initiation factor 2-associated 67 kDa glycoprotein, Anti-MAP 2, Anti-MetAP 2, Anti-Methionine aminopeptidase 2, Anti-Peptidase M 2, Anti-p67, Anti-p67eIF2

[All Photos](#) (6)




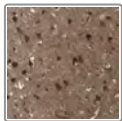
Product No.	Clonality	Application	Species Reactivity	Citations	SDS
<a href="#">HPA019095</a>	polyclonal	IF, IHC	human	5	 <a href="#">View</a>



### Anti-METAP1D antibody produced in rabbit

[All Photos](#) (3)

Product No.	Clonality	Application	Species Reactivity	Citations	SDS
<a href="#">HPA030298</a>	polyclonal	IF, IHC	human		 <a href="#">View</a>

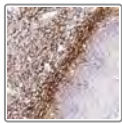


### Anti-MFAP3 antibody produced in rabbit

**Synonym(s):** Anti-Microfibril-associated glycoprotein 3 precursor

[All Photos](#) (3)

Product No.	Clonality	Application	Species Reactivity	Citations	SDS
<a href="#">HPA049198</a>	polyclonal	IF	human		<a href="#">View</a>
<a href="#">HPA015883</a>	polyclonal	IHC	human	1	<a href="#">View</a>



### Anti-MFAP4 antibody produced in rabbit

**Synonym(s):** Anti-microfibrillar-associated protein 4

[All Photos](#) (2)


Product No.	Clonality	Application	Species Reactivity	Citations	SDS
<a href="#">HPA054097</a>	polyclonal	IF, IHC	human		<a href="#">View</a>



### Anti-MFAP2 antibody produced in rabbit

**Synonym(s):** Anti-MAGP antibody produced in rabbit, Anti-MAGP-1 antibody produced in rabbit, Anti-MFAP-2 antibody produced in rabbit, Anti-Microfibril-associated glycoprotein antibody produced in rabbit, Anti-Microfibrillar-associated protein 2 precursor antibody produced in rabbit

[All Photos](#) (5)


Product No.	Clonality	Application	Species Reactivity	Citations	SDS
<a href="#">HPA007354</a>	polyclonal	IHC	human	2	 <a href="#">View</a>

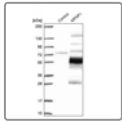


### Anti-MFAP5 antibody produced in rabbit

**Synonym(s):** Anti-MAGP-2, Anti-MFAP-5, Anti-MP25, Anti-Microfibril-associated glycoprotein 2, Anti-Microfibrillar-associated protein 5 precursor

[All Photos](#) (4)


Product No.	Clonality	Application	Species Reactivity	Citations	SDS
<a href="#">HPA010553</a>	polyclonal	IHC, WB	human	7	 <a href="#">View</a>

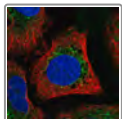


### Anti-MFAP1 antibody produced in rabbit

**Synonym(s):** Anti-Microfibrillar-associated protein 1

[All Photos](#) (2)

Product No.	Clonality	Application	Species Reactivity	Citations	SDS
<a href="#">HPA042370</a>	polyclonal	IHC, WB	human	1	 <a href="#">View</a>



### Anti-MFN1 antibody produced in rabbit

[All Photos](#) (1)

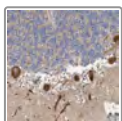
Product No.	Clonality	Application	Species Reactivity	Citations	SDS
<a href="#">HPA059230</a>	polyclonal	IF	human		<a href="#">View</a>



### Anti-MFSD1 antibody produced in rabbit

[All Photos](#) (2)

Product No.	Clonality	Application	Species Reactivity	Citations	SDS
<a href="#">HPA065858</a>	polyclonal	IHC	human		<a href="#">View</a>
<a href="#">HPA057924</a>	polyclonal	IF	human		<a href="#">View</a>



### Anti-MFSD6 antibody produced in rabbit

**Synonym(s):** Anti-Macrophage MHC class I receptor 2 homolog, Anti-Major facilitator superfamily domain-containing protein 6

[All Photos](#) (2)

Product No.	Clonality	Application	Species Reactivity	Citations	SDS
<a href="#">HPA022274</a>	polyclonal	IF, IHC	human	1	

## [All Photos](#) (1) **Anti-RGS3 antibody produced in rabbit**

Product No.	Clonality	Application	Species Reactivity	Citations	SDS
<a href="#">HPA041109</a>	polyclonal	IF	human		<a href="#">View</a>

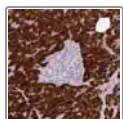


## **Anti-RGS6 antibody produced in rabbit**

**Synonym(s):** Anti-Regulator of G-protein signaling 6 antibody produced in rabbit, Anti-S914 antibody produced in rabbit

## [All Photos](#) (3)

Product No.	Clonality	Application	Species Reactivity	Citations	SDS
<a href="#">HPA003067</a>	polyclonal	IHC	human	1	<a href="#">View</a>

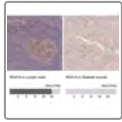


## **Anti-RGS21 antibody produced in rabbit**

**Synonym(s):** Anti-regulator of G-protein signaling 21

## [All Photos](#) (1)


Product No.	Clonality	Application	Species Reactivity	Citations	SDS
<a href="#">HPA052843</a>	polyclonal	IHC	human		<a href="#">View</a>




### Anti-RGS14 antibody produced in rabbit

**Synonym(s):** Anti-regulator of G-protein signaling 14

[All Photos](#) (3)


Product No.	Clonality	Application	Species Reactivity	Citations	SDS
<a href="#">HPA046847</a>	polyclonal	IHC	human		<a href="#">View</a>



### Anti-RGS18 antibody produced in rabbit

**Synonym(s):** Anti-RGS13, Anti-Regulator Of G-Protein Signaling 18

[All Photos](#) (2)

Product No.	Clonality	Application	Species Reactivity	Citations	SDS
<a href="#">HPA045780</a>	polyclonal	IHC	human		<a href="#">View</a>

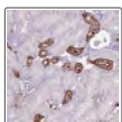


### Anti-RGS7BP antibody produced in rabbit

**Synonym(s):** Anti-R7BP, Anti-regulator of G-protein signaling 7 binding protein

[All Photos](#) (2)

Product No.	Clonality	Application	Species Reactivity	Citations	SDS
<a href="#">HPA039600</a>	polyclonal	IHC	human	1	<a href="#">View</a>



### Anti-RHBG antibody produced in rabbit

**Synonym(s):** Anti-SLC42A2

[All Photos](#) (3)



Product No.	Clonality	Application	Species Reactivity	Citations	SDS
<a href="#">HPA042726</a>	polyclonal	IF	human		<a href="#">View</a>
<a href="#">HPA048489</a>	polyclonal	IHC	human		<a href="#">View</a>

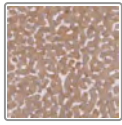


### Anti-RHCG antibody produced in rabbit

**Synonym(s):** Anti-C15orf6, Anti-PDRC2, Anti-RHGK, Anti-Rh family, C glycoprotein, Anti-SLC42A3

[All Photos](#) (15)

Product No.	Clonality	Application	Species Reactivity	Citations	SDS
<a href="#">HPA043317</a>	polyclonal	IHC	human	5	 <a href="#">View</a>
<a href="#">HPA041874</a>	polyclonal	IHC	human	5	 <a href="#">View</a>



### Anti-RHEBL1 antibody produced in rabbit

**Synonym(s):** Anti-FLJ25797, Anti-MGC34869

[All Photos](#) (2)

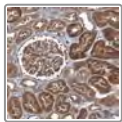
Product No.	Clonality	Application	Species Reactivity	Citations	SDS
<a href="#">HPA061001</a>	polyclonal	IHC	human		<a href="#">View</a>
<a href="#">HPA053111</a>	polyclonal	IHC	human		<a href="#">View</a>



### Anti-RHO antibody produced in rabbit

[All Photos](#) (1)

Product No.	Clonality	Application	Species Reactivity	Citations	SDS
<a href="#">HPA013440</a>	polyclonal	IHC	human	7	<a href="#">View</a>

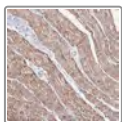


### Anti-RHOBTB1 antibody produced in rabbit

**Synonym(s):** Anti-Kiaa0740, Anti-Rho-related btb domain containing 1

[All Photos](#) (3)

Product No.	Clonality	Application	Species Reactivity	Citations	SDS
<a href="#">HPA040205</a>	polyclonal	IF	human		<a href="#">View</a>
<a href="#">HPA040226</a>	polyclonal	IHC	human		<a href="#">View</a>



### Anti-RHOBTB2 antibody produced in rabbit

**Synonym(s):** Anti-DBC2, Anti-KIAA0717

[All Photos](#) (2)

Product No.	Clonality	Application	Species Reactivity	Citations	SDS
<a href="#">HPA060938</a>	polyclonal	IF, IHC	human		<a href="#">View</a>

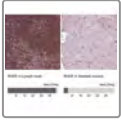


### Anti-RHOC antibody produced in rabbit

**Synonym(s):** Anti-ARH9, Anti-ARHC, Anti-RhoC

## All Photos (1)


Product No.	Clonality	Application	Species Reactivity	Citations	SDS
<a href="#">HPA051461</a>	polyclonal	IHC	human		<a href="#">View</a>

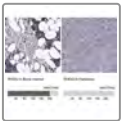


### Anti-RHOF

**Synonym(s):** ARHF, FLJ20247, RIF

## All Photos (3)


Product No.	Clonality	Application	Species Reactivity	Citations	SDS
<a href="#">HPA076019</a>	polyclonal	IHC	human		 <a href="#">View</a>

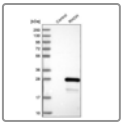


### Anti-RHOG antibody produced in rabbit

**Synonym(s):** Anti-ARHG, Anti-MGC125835, Anti-MGC125836, Anti-Ras homolog gene family, member G (rho G)

## All Photos (4)


Product No.	Clonality	Application	Species Reactivity	Citations	SDS
<a href="#">HPA039871</a>	polyclonal	IHC	human	1	 <a href="#">View</a>

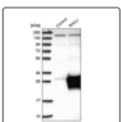


### Anti-RHOH antibody produced in rabbit

**Synonym(s):** Anti-ARHH, Anti-TTF, Anti-ras homolog gene family, member H

## All Photos (2)


Product No.	Clonality	Application	Species Reactivity	Citations	SDS
<a href="#">HPA030345</a>	polyclonal	IHC	human		 <a href="#">View</a>

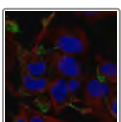


### Anti-RHOJ antibody produced in rabbit

**Synonym(s):** Anti-p-Related GTP-binding protein RhoJ precursor antibody produced in rabbit, Anti-Tc10-like GTP-binding protein TCL antibody produced in rabbit

## All Photos (2)

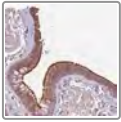
Product No.	Clonality	Application	Species Reactivity	Citations	SDS
<a href="#">HPA003050</a>	polyclonal	IHC	human	3	 <a href="#">View</a>



### Anti-RHOQ antibody produced in rabbit

## All Photos (1)

Product No.	Clonality	Application	Species Reactivity	Citations	SDS
<a href="#">HPA044938</a>	polyclonal	IF	human		<a href="#">View</a>




### Anti-RHOU antibody produced in rabbit

**Synonym(s):** Anti-ARHU, Anti-CDC42L1, Anti-DJ646B12.2, Anti-FLJ10616, Anti-WRCH-1, Anti-WRCH1, Anti-fJ646B12.2, Anti-hG28K, Anti-ras homolog family member U


[All Photos](#) (1)

Product No.	Clonality	Application	Species Reactivity	Citations	SDS
<a href="#">HPA049592</a>	polyclonal	IHC	human	1	<a href="#">View</a>



### Anti-RHOV antibody produced in rabbit

[All Photos](#) (3)

Product No.	Clonality	Application	Species Reactivity	Citations	SDS
<a href="#">HPA053343</a>	polyclonal	IHC	human		<a href="#">View</a>



### Anti-RHPN1 antibody produced in rabbit

**Synonym(s):** Anti-rhophilin 1

[All Photos](#) (3)

Product No.	Clonality	Application	Species Reactivity	Citations	SDS
<a href="#">HPA024288</a>	polyclonal	IF, IHC	human		<a href="#">View</a>
<a href="#">HPA024671</a>	polyclonal	IHC	human	4	<a href="#">View</a>



### Anti-RHPN2 antibody produced in rabbit

**Synonym(s):** Anti-rhophilin, Rho GTPase binding protein 2

[All Photos](#) (1)

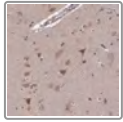
Product No.	Clonality	Application	Species Reactivity	Citations	SDS
<a href="#">HPA051749</a>	polyclonal	IHC	human		<a href="#">View</a>



### Anti-RIC8A antibody produced in rabbit

[All Photos](#) (3)

Product No.	Clonality	Application	Species Reactivity	Citations	SDS
<a href="#">HPA041491</a>	polyclonal	IF, IHC	human		<a href="#">View</a>



### Anti-RIC8B antibody produced in rabbit

**Synonym(s):** Anti-FLJ10620, Anti-RIC8, Anti-hSyn, Anti-resistance to inhibitors of cholinesterase 8 homolog B (C. elegans)

[All Photos](#) (5)

Product No.	Clonality	Application	Species Reactivity	Citations	SDS
<a href="#">HPA042746</a>	polyclonal	IF, IHC	human		<a href="#">View</a>

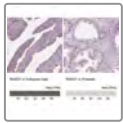


### Anti-RICTOR antibody produced in rabbit

**Synonym(s):** Anti-AVO3, Anti-KIAA1999, Anti-MGC39830, Anti-PIA

[All Photos](#) (1)


Product No.	Clonality	Application	Species Reactivity	Citations	SDS
<a href="#">HPA037803</a>	polyclonal	IHC	human		<a href="#">View</a>

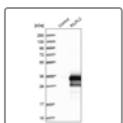


### Anti-RIIAD1 antibody produced in rabbit

**Synonym(s):** Anti-C1orf230, Anti-FLJ36032, Anti-NCRNA00166, Anti-Regulatory Subunit Of Type II PKA R-Subunit (Riia) Domain Containing 1

[All Photos](#) (3)


Product No.	Clonality	Application	Species Reactivity	Citations	SDS
<a href="#">HPA045703</a>	polyclonal	IHC	human		<a href="#">View</a>



### Anti-RILPL2 antibody produced in rabbit

**Synonym(s):** Anti-FLJ30380, Anti-FLJ32372, Anti-MGC7036, Anti-Rab interacting lysosomal protein-like 2, Anti-hs6M1-23

[All Photos](#) (3)

Product No.	Clonality	Application	Species Reactivity	Citations	SDS
<a href="#">HPA028958</a>	polyclonal	IF, IHC	human		<a href="#">View</a>



### Anti-RIN1 antibody produced in rabbit

**Synonym(s):** Anti-Ras and Rab interactor 1

[All Photos](#) (2)



Product No.	Clonality	Application	Species Reactivity	Citations	SDS
<a href="#">HPA035491</a>	polyclonal	IHC	human	2	<a href="#">View</a>



### Anti-RIN3 antibody produced in rabbit

**Synonym(s):** Anti-FIj22439, Anti-Ras and rab interactor 3

[All Photos](#) (1)

Product No.	Clonality	Application	Species Reactivity	Citations	SDS
<a href="#">HPA039836</a>	polyclonal	IHC	human	5	<a href="#">View</a>



### Anti-RINL antibody produced in rabbit

**Synonym(s):** Anti-FIj45909, Anti-Ras and rab interactor-like

[All Photos](#) (4)

Product No.	Clonality	Application	Species Reactivity	Citations	SDS
<a href="#">HPA042083</a>	polyclonal	IHC	human		<a href="#">View</a>
<a href="#">HPA042103</a>	polyclonal	IHC	human		<a href="#">View</a>

[All](#)

## Anti-RINT1 antibody produced in rabbit

[Photos](#) (5)

**Synonym(s):** Anti-HsRINT-1, Anti-Protein RINT-1, Anti-RAD50 interactor 1, Anti-RAD50-interacting protein 1

Product No.	Clonality	Application	Species Reactivity	Citations	SDS
<a href="#">HPA031646</a>	polyclonal	IF	human		<a href="#">View</a>
<a href="#">HPA019875</a>	polyclonal	IHC	human	5	<a href="#">View</a>

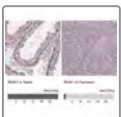


## Anti-RIOK2 antibody produced in rabbit

**Synonym(s):** Anti-RIO kinase 2, Anti-Serine/threonine-protein kinase RIO2

[All Photos](#) (2)



Product No.	Clonality	Application	Species Reactivity	Citations	SDS
<a href="#">HPA005681</a>	polyclonal	IF, IHC	human	4	<a href="#">View</a>

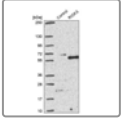


## Anti-RIOK1 antibody produced in rabbit

**Synonym(s):** Anti-AD034, Anti-FLJ30006, Anti-RIO kinase 1 (yeast), Anti-RRP10, Anti-bA288G3.1

## All Photos (7)


Product No.	Clonality	Application	Species Reactivity	Citations	SDS
<a href="#">HPA017866</a>	polyclonal	IHC	human		 <a href="#">View</a>
<a href="#">HPA051446</a>	polyclonal	IF, IHC	human		 <a href="#">View</a>

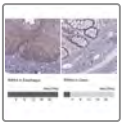


### Anti-RIOK3 antibody produced in rabbit

**Synonym(s):** Anti-RIO kinase 3, Anti-Serine/threonine-protein kinase RIO3, Anti-sudD homolog, Anti-RIO kinase 3 antibody produced in rabbit, Anti-Serine/threonine-protein kinase RIO3 antibody produced in rabbit, Anti-sudD homolog antibody produced in rabbit

## All Photos (9)


Product No.	Clonality	Application	Species Reactivity	Citations	SDS
<a href="#">HPA024184</a>	polyclonal	IF, IHC	human, mouse, rat		<a href="#">View</a>
<a href="#">HPA001620</a>	polyclonal	IHC	human	2	 <a href="#">View</a>

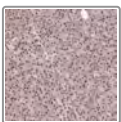


### Anti-RIPK4

**Synonym(s):** ANKK2, ANKRD3, DIK, PKK, RIP4

## All Photos (3)

Product No.	Clonality	Application	Species Reactivity	Citations	SDS
<a href="#">HPA030942</a>	polyclonal	IHC	human		 <a href="#">View</a>



### Anti-RIPK3 antibody produced in rabbit

**Synonym(s):** Anti-RIP3

## All Photos (2)


Product No.	Clonality	Application	Species Reactivity	Citations	SDS
<a href="#">HPA055087</a>	polyclonal	IHC	human	3	<a href="#">View</a>



### Anti-RIPK1 antibody produced in rabbit

**Synonym(s):** Anti-Cell death protein RIP, Anti-Receptor-interacting protein, Anti-Receptor-interacting serine/threonine-protein kinase 1, Anti-Serine/threonine-protein kinase RIP


## All Photos (7)

Product No.	Clonality	Application	Species Reactivity	Citations	SDS
<a href="#">HPA015257</a>	polyclonal	IF, IHC	human	10	 <a href="#">View</a>



### Anti-RIPK2 antibody produced in rabbit

**All Photos** (10) **Synonym(s):** Anti-CARD-containing IL-1 beta ICE-kinase, Anti-CARD-containing interleukin-1 beta-converting enzyme- associated kinase, Anti-RIP-2, Anti-RIP-like-interacting CLARP kinase, Anti-Receptor-interacting protein 2, Anti-Receptor-interacting serine/threonine-protein kinase 2

Product No.	Clonality	Application	Species Reactivity	Citations	SDS
<a href="#">HPA016499</a>	polyclonal	IF, IHC	human		<a href="#">View</a>
<a href="#">HPA015273</a>	polyclonal	IF, IHC	human	7	 <a href="#">View</a>

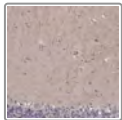


### Anti-RIT1 antibody produced in rabbit

**Synonym(s):** Anti-MGC125864, Anti-MGC125865, Anti-RIBB, Anti-RIT, Anti-Ras-like without CAAX 1

[All Photos](#) (1)

Product No.	Clonality	Application	Species Reactivity	Citations	SDS
<a href="#">HPA053249</a>	polyclonal		human	2	<a href="#">View</a>



### Anti-RIT2 antibody produced in rabbit

**Synonym(s):** RIBA, RIN

[All Photos](#) (4)

Product No.	Clonality	Application	Species Reactivity	Citations	SDS
<a href="#">HPA072174</a>	polyclonal	IHC	human		<a href="#">View</a>




### Anti-RITA1 antibody produced in rabbit

**Synonym(s):** Anti-C12orf52, Anti-FLJ14827, Anti-RITA

[All Photos](#) (2)


Product No.	Clonality	Application	Species Reactivity	Citations	SDS
<a href="#">HPA061531</a>	polyclonal	IF	human		<a href="#">View</a>
<a href="#">HPA039095</a>	polyclonal	IHC	human		<a href="#">View</a>

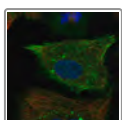


### Anti-RLN3 antibody produced in rabbit

**Synonym(s):** Anti-H3, Anti-RXN3, Anti-Relaxin 3, Anti-ZINS4

[All Photos](#) (2)

Product No.	Clonality	Application	Species Reactivity	Citations	SDS
<a href="#">HPA043731</a>	polyclonal	IHC	human	178	 <a href="#">View</a>



### Anti-RND1 antibody produced in rabbit

## All Photos (1)

Product No.	Clonality	Application	Species Reactivity	Citations	SDS
<a href="#">HPA077800</a>	polyclonal	IF	human	1	<a href="#">View</a>

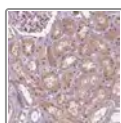


### Anti-RND2 antibody produced in rabbit

**Synonym(s):** ARHN, Rho7, RhoN

## All Photos (1)

Product No.	Clonality	Application	Species Reactivity	Citations	SDS
<a href="#">HPA077757</a>	polyclonal	IHC	human		<a href="#">View</a>



### Anti-RND3 antibody produced in rabbit

## All Photos (1)

Product No.	Clonality	Application	Species Reactivity	Citations	SDS
<a href="#">HPA060504</a>	polyclonal	IHC	human		<a href="#">View</a>



### Anti-RNF14 antibody produced in rabbit

**Synonym(s):** Anti-Androgen receptor-associated protein 54, Anti-E3 ubiquitin-protein ligase RNF14, Anti-HFB30, Anti-RING finger protein 14, Anti-Triad2 protein

## All Photos (4)



Product No.	Clonality	Application	Species Reactivity	Citations	SDS
<a href="#">HPA008716</a>	polyclonal	IF, IHC	human, rat, mouse	5	<a href="#">View</a>

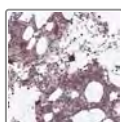


### Anti-ROCK2 antibody produced in rabbit

**Synonym(s):** Anti-p Kinase 2 antibody produced in rabbit, Anti-p-Associated protein kinase 2 antibody produced in rabbit, Anti-p-Associated, coiled-coil-containing protein kinase 2 antibody produced in rabbit, Anti-p164 ROCK-2 antibody produced in rabbit

## All Photos (8)

Product No.	Clonality	Application	Species Reactivity	Citations	SDS
<a href="#">HPA044109</a>	polyclonal	IF	human	1	 <a href="#">View</a>
<a href="#">HPA007459</a>	polyclonal	IHC	rat, mouse, human	11	 <a href="#">View</a>

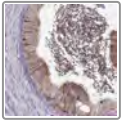


### Anti-ROCK1 antibody produced in rabbit

**Synonym(s):** Anti-Rho-associated, coiled-coil containing protein kinase 1, Anti-p160ROCK

## All Photos (1)

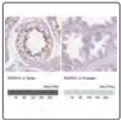
Product No.	Clonality	Application	Species Reactivity	Citations	SDS
<a href="#">HPA045639</a>	polyclonal	IHC	human	3	<a href="#">View</a>



### Anti-ROPN1B antibody produced in rabbit

[All Photos](#) (1)


Product No.	Clonality	Application	Species Reactivity	Citations	SDS
<a href="#">HPA052530</a>	polyclonal	IHC	human		<a href="#">View</a>

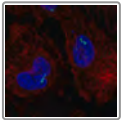


### Anti-ROPN1L antibody produced in rabbit

**Synonym(s):** Anti-ASP, Anti-FLJ25776, Anti-RSPH11

[All Photos](#) (8)

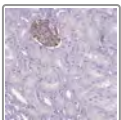
Product No.	Clonality	Application	Species Reactivity	Citations	SDS
<a href="#">HPA041830</a>	polyclonal	IHC	human		 <a href="#">View</a>



### Anti-RORC antibody produced in rabbit

[All Photos](#) (1)

Product No.	Clonality	Application	Species Reactivity	Citations	SDS
<a href="#">HPA065620</a>	polyclonal	IF	human		<a href="#">View</a>

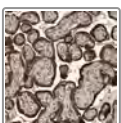


### Anti-ROS1 antibody produced in rabbit

**Synonym(s):** Anti-MCF3, Anti-ROS, Anti-c-ros oncogene 1 , receptor tyrosine kinase, Anti-c-ros-1

[All Photos](#) (2)

Product No.	Clonality	Application	Species Reactivity	Citations	SDS
<a href="#">HPA072424</a>	polyclonal	IF	human		<a href="#">View</a>
<a href="#">HPA049098</a>	polyclonal	IHC	human	2	<a href="#">View</a>




### Anti-RPAIN antibody produced in rabbit

**Synonym(s):** Anti-MGC4189, Anti-RIP, Anti-RPA interacting protein, Anti-hRIP

[All Photos](#) (1)



Product No.	Clonality	Application	Species Reactivity	Citations	SDS
<a href="#">HPA023924</a>	polyclonal	IHC	human	4	<a href="#">View</a>

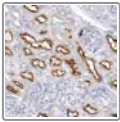


## Anti-RPAP3 antibody produced in rabbit

**Synonym(s):** Anti-FLJ21908, Anti-RNA polymerase II associated protein 3, Anti-Spag

[All Photos](#) (14)

Product No.	Clonality	Application	Species Reactivity	Citations	SDS
<a href="#">HPA038311</a>	polyclonal	IF, IHC	human	1	 <a href="#">View</a>
<a href="#">HPA038312</a>	polyclonal	IHC	human		 <a href="#">View</a>



## Anti-RPE antibody produced in rabbit

**Synonym(s):** Anti-Ribulose-5-phosphate-3-epimerase

[All Photos](#) (2)

Product No.	Clonality	Application	Species Reactivity	Citations	SDS
<a href="#">HPA036499</a>	polyclonal	IHC	human	4	<a href="#">View</a>
<a href="#">HPA036498</a>	polyclonal	IHC	human		<a href="#">View</a>




## Anti-RPH3AL antibody produced in rabbit

**Synonym(s):** Anti-No C2 domains protein, Anti-Rab effector Noc2, Anti-Rabphilin-3A-like protein

[All Photos](#) (1)


Product No.	Clonality	Application	Species Reactivity	Citations	SDS
<a href="#">HPA024311</a>	polyclonal	IHC	human		<a href="#">View</a>



## Anti-RPIA antibody produced in rabbit

**Synonym(s):** Anti-Ribose 5-phosphate isomerase a

[All Photos](#) (5)


Product No.	Clonality	Application	Species Reactivity	Citations	SDS
<a href="#">HPA042620</a>	polyclonal	IHC	human	1	 <a href="#">View</a>

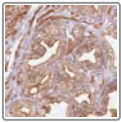


## Anti-RPS6KA1 antibody produced in rabbit

**Synonym(s):** Anti-90 kDa ribosomal protein S6 kinase 1 antibody produced in rabbit, Anti-MAP kinase-activated protein kinase 1a antibody produced in rabbit, Anti-MAPKAPK1A antibody produced in rabbit, Anti-RSK-1 antibody produced in rabbit, Anti-Ribosomal S6 kinase 1 antibody produced in rabbit, Anti-Ribosomal protein S6 kinase  $\alpha$ -1 antibody produced in rabbit, Anti-S6K- $\alpha$  1 antibody produced in rabbit, Anti-p90-RSK 1 antibody produced in rabbit, Anti-p90S6K antibody produced in rabbit, Anti-pp90RSK1 antibody produced in rabbit

[All Photos](#) (6)

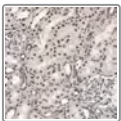
Product No.	Clonality	Application	Species Reactivity	Citations	SDS
<a href="#">HPA007981</a>	polyclonal	IF, IHC	rat, human	3	 <a href="#">View</a>



### Anti-RPS6KA2 antibody produced in rabbit

[All Photos](#) (3)

Product No.	Clonality	Application	Species Reactivity	Citations	SDS
<a href="#">HPA054237</a>	polyclonal	IHC	human		<a href="#">View</a>
<a href="#">HPA045061</a>	polyclonal	IF, IHC	human		<a href="#">View</a>



### Anti-RPS6KA3 antibody produced in rabbit

**Synonym(s):** Anti-90 kDa ribosomal protein S6 kinase 3, Anti-ISP1K-1, Anti-Insulin-stimulated protein kinase 1, Anti-MAP kinase-activated protein kinase 1b, Anti-MAPKAPK1, Anti-RSK-2, Anti-Ribosomal S6 kinase 2, Anti-Ribosomal protein S6 kinase alpha-3, Anti-S6K-alpha 3, Anti-p90-RSK 3, Anti-pp90RSK2

[All Photos](#) (2)

Product No.	Clonality	Application	Species Reactivity	Citations	SDS
<a href="#">HPA003221</a>	polyclonal	IF, IHC	human	7	




**All**

### **Anti-RPS6KA4 antibody produced in rabbit**

**Photos** (3)

**Synonym(s):** Anti-90 kDa ribosomal protein S6 kinase 4, Anti-Nuclear mitogen- and stress-activated protein kinase 2, Anti-RSKB, Anti-Ribosomal protein S6 kinase alpha-4, Anti-Ribosomal protein kinase B

Product No.	Clonality	Application	Species Reactivity	Citations	SDS
<a href="#">HPA023225</a>	polyclonal	IF, IHC	human	4	<a href="#">View</a>



### **Anti-RPS6KA5 antibody produced in rabbit**

**All**

**Photos** (5)

**Synonym(s):** Anti-90 kDa ribosomal protein S6 kinase 5 antibody produced in rabbit, Anti-Nuclear mitogen- and stress-activated protein kinase 1 antibody produced in rabbit, Anti-RSK-like protein kinase antibody produced in rabbit, Anti-RSKL antibody produced in rabbit, Anti-Ribosomal protein S6 kinase  $\alpha$ -5 antibody produced in rabbit

Product No.	Clonality	Application	Species Reactivity	Citations	SDS
<a href="#">HPA001274</a>	polyclonal	IHC	human	7	<a href="#">View</a>



### **Anti-RPS6KA6 antibody produced in rabbit**

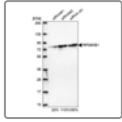
**Synonym(s):** Anti-90 kDa ribosomal protein S6 kinase 6 antibody produced in rabbit, Anti-RSK-4 antibody produced in rabbit, Anti-Ribosomal S6 kinase 4 antibody produced in rabbit, Anti-Ribosomal protein S6 kinase

## All

### Photos (4)

$\alpha$ -6 antibody produced in rabbit, Anti-S6K- $\alpha$  6 antibody produced in rabbit, Anti-p90-RSK 6 antibody produced in rabbit, Anti-pp90RSK4 antibody produced in rabbit


Product No.	Clonality	Application	Species Reactivity	Citations	SDS
<a href="#">HPA002852</a>	polyclonal	IF, IHC	human	6	<a href="#">View</a>
<a href="#">HPA003904</a>	polyclonal	IF, IHC	human	5	<a href="#">View</a>

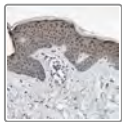


### Anti-RPS6KB1 antibody produced in rabbit

**Synonym(s):** Anti-PS6K, Anti-S6K1, Anti-STK14A, Anti-p70(S6K)-alpha

### All Photos (3)

Product No.	Clonality	Application	Species Reactivity	Citations	SDS
<a href="#">HPA039442</a>	polyclonal	IF, IHC	human	1	 <a href="#">View</a>



### Anti-RPS6KB2 antibody produced in rabbit

**Synonym(s):** Anti-70 kDa ribosomal protein S6 kinase 2, Anti-Ribosomal protein S6 kinase beta-2, Anti-S6 kinase-related kinase, Anti-S6K-beta, Anti-S6K2, Anti-SRK, Anti-p70 S6 kinase beta, Anti-p70 S6Kbeta, Anti-p70 ribosomal S6 kinase beta, Anti-p70-S6KB, Anti-p70-beta

## All

### Photos (6)


Product No.	Clonality	Application	Species Reactivity	Citations	SDS
<a href="#">HPA010010</a>	polyclonal	IHC	mouse, rat, human	4	<a href="#">View</a>

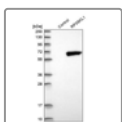


### Anti-RPS6KC1 antibody produced in rabbit

**Synonym(s):** Anti-humS6PKh1, Anti-ribosomal protein S6 kinase, 52kDa, polypeptide 1

### All Photos (4)

Product No.	Clonality	Application	Species Reactivity	Citations	SDS
<a href="#">HPA031565</a>	polyclonal	IF	human		<a href="#">View</a>
<a href="#">HPA026531</a>	polyclonal	IF, IHC, WB	human	1	 <a href="#">View</a>



### Anti-RPS6KL1 antibody produced in rabbit

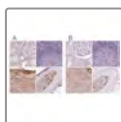
**Synonym(s):** Anti-MGC11287, Anti-MRX16, Anti-MRX79, Anti-OTTHUMG00000130504, Anti-RTT, Anti-ribosomal protein S6 kinase-like 1

## All

### Photos (8)

Product No.	Clonality	Application	Species Reactivity	Citations	SDS
<a href="#">HPA027451</a>	polyclonal	IF, IHC	human		 <a href="#">View</a>
<a href="#">HPA027794</a>	polyclonal	IHC	human		<a href="#">View</a>

Product No.	Clonality	Application	Species Reactivity	Citations	SDS
-------------	-----------	-------------	--------------------	-----------	-----

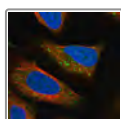


### Anti-RPTN antibody produced in rabbit

**Synonym(s):** Anti-FLJ39117, Anti-repetin

[All Photos](#) (16)

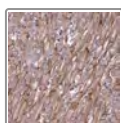
Product No.	Clonality	Application	Species Reactivity	Citations	SDS
<a href="#">HPA030485</a>	polyclonal	IHC	human	1	<a href="#">View</a>
<a href="#">HPA030483</a>	polyclonal	IHC	human	1	<a href="#">View</a>



### Anti-RPTOR antibody produced in rabbit

[All Photos](#) (1)

Product No.	Clonality	Application	Species Reactivity	Citations	SDS
<a href="#">HPA064306</a>	polyclonal	IF	human		<a href="#">View</a>



### Anti-RRAD antibody produced in rabbit

**Synonym(s):** Anti-RAD, Anti-REM3, Anti-Ras-related associated with diabetes

[All Photos](#) (2)

Product No.	Clonality	Application	Species Reactivity	Citations	SDS
<a href="#">HPA041755</a>	polyclonal	IF, IHC	human		<a href="#">View</a>

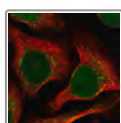


### Anti-RRAGA antibody produced in rabbit

**Synonym(s):** Anti-FIP-1, Anti-RAGA

[All Photos](#) (3)

Product No.	Clonality	Application	Species Reactivity	Citations	SDS
<a href="#">HPA003734</a>	polyclonal	IF, IHC	human	2	<a href="#">View</a>



### Anti-RRAGC antibody produced in rabbit

[All Photos](#) (1)

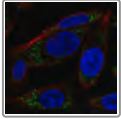
Product No.	Clonality	Application	Species Reactivity	Citations	SDS
<a href="#">HPA055489</a>	polyclonal	IF	human		<a href="#">View</a>



### Anti-RRAGD antibody produced in rabbit

[All Photos](#) (2)

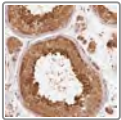
Product No.	Clonality	Application	Species Reactivity	Citations	SDS
<a href="#">HPA068664</a>	polyclonal	IF, IHC	human		<a href="#">View</a>



### Anti-RRAS antibody produced in rabbit

[All Photos](#) (1)

Product No.	Clonality	Application	Species Reactivity	Citations	SDS
<a href="#">HPA060364</a>	polyclonal	IF	human		<a href="#">View</a>



### Anti-RRAS2 antibody produced in rabbit

**Synonym(s):** Anti-TC21

[All Photos](#) (1)

Product No.	Clonality	Application	Species Reactivity	Citations	SDS
<a href="#">HPA050942</a>	polyclonal	IHC	human		<a href="#">View</a>

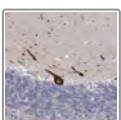


### Anti-RREB1 antibody produced in rabbit

**Synonym(s):** Anti-Finger protein in nuclear bodies, Anti-RAS-responsive element-binding protein 1, Anti-RREB-1, Anti-Raf-responsive zinc finger protein LZ321, Anti-Zep-1, Anti-Zinc finger motif-enhancer binding-protein 1

[All Photos](#) (2)

Product No.	Clonality	Application	Species Reactivity	Citations	SDS
<a href="#">HPA034843</a>	polyclonal	IF	human		<a href="#">View</a>
<a href="#">HPA001756</a>	polyclonal	IHC	human	2	<a href="#">View</a>



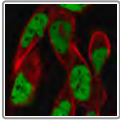
### Anti-RSAD1 antibody produced in rabbit

**Synonym(s):** Anti-Oxygen-independent coproporphyrinogen III oxidase-like protein RSAD1, Anti-Radical S-adenosyl methionine domain-containing protein 1, mitochondrial

[All Photos](#) (3)

Product No.	Clonality	Application	Species Reactivity	Citations	SDS
<a href="#">HPA022436</a>	polyclonal	IF, IHC	human	2	<a href="#">View</a>
<a href="#">HPA022967</a>	polyclonal	IHC	human	2	<a href="#">View</a>

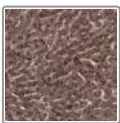
Product No.	Clonality	Application	Species Reactivity	Citations	SDS
-------------	-----------	-------------	--------------------	-----------	-----



### Anti-RSF1 antibody produced in rabbit

[All Photos](#) (4)

Product No.	Clonality	Application	Species Reactivity	Citations	SDS
<a href="#">HPA046129</a>	polyclonal	IF	human	1	<a href="#">View</a>
<a href="#">HPA057547</a>	polyclonal	IF	human		<a href="#">View</a>
<a href="#">HPA064567</a>	polyclonal	IF	human		<a href="#">View</a>

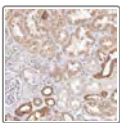


### Anti-RSU1 antibody produced in rabbit

**Synonym(s):** Anti-FLJ31034, Anti-RSP-1, Anti-Ras suppressor protein 1

[All Photos](#) (4)

Product No.	Clonality	Application	Species Reactivity	Citations	SDS
<a href="#">HPA025927</a>	polyclonal	IF, IHC	rat, human, mouse		<a href="#">View</a>



### Anti-RTKN antibody produced in rabbit

**Synonym(s):** Anti-B5, Anti-rhotekin

[All Photos](#) (3)



Product No.	Clonality	Application	Species Reactivity	Citations	SDS
<a href="#">HPA030259</a>	polyclonal	IF, IHC	human		<a href="#">View</a>

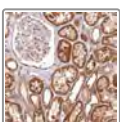


### Anti-RTN3 antibody produced in rabbit

**Synonym(s):** Anti-NSP-like protein II, Anti-NSPLII, Anti-Neuroendocrine-specific protein-like 2, Anti-Reticulon-3

[All Photos](#) (11)

Product No.	Clonality	Application	Species Reactivity	Citations	SDS
<a href="#">HPA015650</a>	polyclonal	IF, IHC	human	5	 <a href="#">View</a>
<a href="#">HPA015649</a>	polyclonal	IHC	human	6	 <a href="#">View</a>

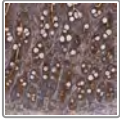


### Anti-RTN4IP1 antibody produced in rabbit

**Synonym(s):** Anti-NIMP, Anti-Reticulon 4 interacting protein 1

## All Photos (2)

Product No.	Clonality	Application	Species Reactivity	Citations	SDS
<a href="#">HPA036357</a>	polyclonal	IHC	human		<a href="#">View</a>

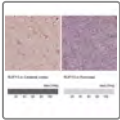


### Anti-RUFY1 antibody produced in rabbit

**Synonym(s):** Anti-FLJ22251, Anti-RABIP4, Anti-RUN and FYVE domain containing 1, Anti-ZFYVE12

## All Photos (4)


Product No.	Clonality	Application	Species Reactivity	Citations	SDS
<a href="#">HPA038804</a>	polyclonal	IF, IHC	rat, mouse, human		<a href="#">View</a>



### Anti-RUFY3 antibody produced in rabbit

**Synonym(s):** Anti-KIAA0871, Anti-RIPx, Anti-RUN and FYVE domain containing 3, Anti-Singar1

## All Photos (4)



Product No.	Clonality	Application	Species Reactivity	Citations	SDS
<a href="#">HPA022952</a>	polyclonal	IHC, WB	human		<a href="#">View</a>

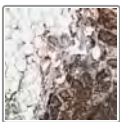


### Anti-RUNDC3A antibody produced in rabbit

**Synonym(s):** RAP2IP, RPIP8, Anti-RPIP8 protein, Anti-RUN domain-containing protein 3A, Anti-Rap2-interacting protein 8

## All Photos (13)

Product No.	Clonality	Application	Species Reactivity	Citations	SDS
<a href="#">HPA070733</a>	polyclonal	IHC	human		<a href="#">View</a>
<a href="#">HPA023548</a>	polyclonal	IF, IHC	human, rat	2 	<a href="#">View</a>



### Anti-RUSC2 antibody produced in rabbit

**Synonym(s):** Anti-Interacting protein of Rab1, Anti-Iporin, Anti-RUN and SH3 domain-containing protein 2

## All Photos (1)

Product No.	Clonality	Application	Species Reactivity	Citations	SDS
<a href="#">HPA021297</a>	polyclonal	IHC	human	2	<a href="#">View</a>

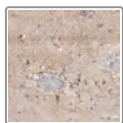


### Anti-RXFP1 antibody produced in rabbit

**Synonym(s):** Anti-LGR7, Anti-RXFPR1, Anti-relaxin/insulin-like family peptide receptor 1

## All Photos (4)

Product No.	Clonality	Application	Species Reactivity	Citations	SDS
<a href="#">HPA027067</a>	polyclonal	IHC	human	10	<a href="#">View</a>

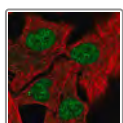


### Anti-RXFP3 antibody produced in rabbit

**Synonym(s):** Anti-G protein-coupled receptor SALPR, Anti-GPCR135, Anti-RLN3 receptor 1, Anti-Relaxin family peptide receptor 3, Anti-Relaxin-3 receptor 1, Anti-Somatostatin- and angiotensin-like peptide receptor

## All Photos (1)

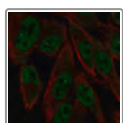
Product No.	Clonality	Application	Species Reactivity	Citations	SDS
<a href="#">HPA027833</a>	polyclonal	IHC	human		<a href="#">View</a>



### Anti-RXRB antibody produced in rabbit

## All Photos (1)

Product No.	Clonality	Application	Species Reactivity	Citations	SDS
<a href="#">HPA063653</a>	polyclonal	IF	human		<a href="#">View</a>



### Anti-RXRG antibody produced in rabbit

**Synonym(s):** NR2B3

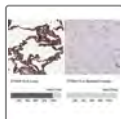
## All Photos (1)

Product No.	Clonality	Application	Species Reactivity	Citations	SDS
<a href="#">HPA012933</a>	polyclonal	IF	human		<a href="#">View</a>

## All Photos (2) **Anti-RYK antibody produced in rabbit**

**Synonym(s):** D3S3195, JTK5, JTK5A, RYK1, Anti-D3S3195, Anti-JTK5, Anti-JTK5A, Anti-RYK1


Product No.	Clonality	Application	Species Reactivity	Citations	SDS
<a href="#">HPA075430</a>	polyclonal	IF	human		<a href="#">View</a>
<a href="#">HPA045503</a>	polyclonal	IHC	human		<a href="#">View</a>

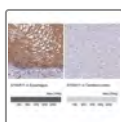


## **Anti-S100A10 antibody produced in rabbit**

**Synonym(s):** Anti-Calpactin I light chain, Anti-Calpactin-1 light chain, Anti-Cellular ligand of annexin II, Anti-Protein S100-A10, Anti-S100 calcium-binding protein A10, Anti-p10 protein, Anti-p11

## All Photos (6)

Product No.	Clonality	Application	Species Reactivity	Citations	SDS
<a href="#">HPA003340</a>	polyclonal	IF, IHC	human	3	 <a href="#">View</a>




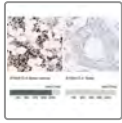
## **Anti-S100A11 antibody produced in rabbit**

**Synonym(s):** Anti-S100 calcium binding protein A11, Anti-S100C



## All Photos (3)


Product No.	Clonality	Application	Species Reactivity	Citations	SDS
<a href="#">HPA042745</a>	polyclonal	IHC	human		 <a href="#">View</a>

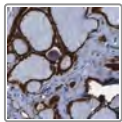


### Anti-S100A12 antibody produced in rabbit

**Synonym(s):** Anti-CAAF1, Anti-CAGC, Anti-CGRP, Anti-Calcium-binding protein in amniotic fluid 1, Anti-Calgranulin-C, Anti-Neutrophil S100 protein, Anti-Protein S100-A12, Anti-S100 calcium-binding protein A12, Anti-p6

## All Photos (6)

Product No.	Clonality	Application	Species Reactivity	Citations	SDS
<a href="#">HPA002881</a>	polyclonal	IHC	human	5	 <a href="#">View</a>

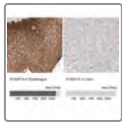


### Anti-S100A13 antibody produced in rabbit

**Synonym(s):** Anti-S100 calcium binding protein A13

## All Photos (4)


Product No.	Clonality	Application	Species Reactivity	Citations	SDS
<a href="#">HPA019592</a>	polyclonal	IF, IHC	rat, human	2	<a href="#">View</a>



### Anti-S100A14 antibody produced in rabbit

**Synonym(s):** Anti-BCMP84, Anti-S100 calcium binding protein A14, Anti-S100A15

## All Photos (8)


Product No.	Clonality	Application	Species Reactivity	Citations	SDS
<a href="#">HPA027613</a>	polyclonal	IF, IHC, WB	human	3	 <a href="#">View</a>

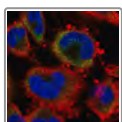


### Anti-S100A2 antibody produced in rabbit

**Synonym(s):** Anti-CAN19, Anti-S100L

## All Photos (7)

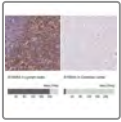
Product No.	Clonality	Application	Species Reactivity	Citations	SDS
<a href="#">HPA062451</a>	polyclonal	IHC	human	8	 <a href="#">View</a>



### Anti-S100A3 antibody produced in rabbit

## All Photos (1)


Product No.	Clonality	Application	Species Reactivity	Citations	SDS
<a href="#">HPA056140</a>	polyclonal	IF	human		<a href="#">View</a>

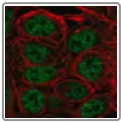


### Anti-S100A4 antibody produced in rabbit

**Synonym(s):** Anti-Calvasculin antibody produced in rabbit, Anti-Metastasin antibody produced in rabbit, Anti-Placental calcium-binding protein antibody produced in rabbit, Anti-Protein Mts1 antibody produced in rabbit, Anti-Protein S100-A4 antibody produced in rabbit, Anti-S100 calcium-binding protein A4 antibody produced in rabbit

[All Photos](#) (7)

Product No.	Clonality	Application	Species Reactivity	Citations	SDS
<a href="#">HPA007973</a>	polyclonal	IHC	mouse, human, rat	5	 <a href="#">View</a>



### Anti-S100A5 antibody produced in rabbit

[All Photos](#) (1)

Product No.	Clonality	Application	Species Reactivity	Citations	SDS
<a href="#">HPA064184</a>	polyclonal	IF	human		<a href="#">View</a>



### Anti-S100A7 antibody produced in rabbit

**Synonym(s):** Anti-Protein S100-A7 antibody produced in rabbit, Anti-Psoriasin antibody produced in rabbit, Anti-S100 calcium-binding protein A7 antibody produced in rabbit

[All Photos](#) (1)


Product No.	Clonality	Application	Species Reactivity	Citations	SDS
<a href="#">HPA006997</a>	polyclonal	IHC	human	6	<a href="#">View</a>

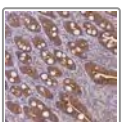


### Anti-S100A9 antibody produced in rabbit

**Synonym(s):** Anti-Calgranulin-B, Anti-Calprotectin L1H subunit, Anti-Leukocyte L1 complex heavy chain, Anti-MRP-14, Anti-Migration inhibitory factor-related protein 14, Anti-P14, Anti-Protein S100-A9, Anti-S100 calcium-binding protein A9

[All Photos](#) (7)

Product No.	Clonality	Application	Species Reactivity	Citations	SDS
<a href="#">HPA004193</a>	polyclonal	IHC	human	5	 <a href="#">View</a>




### Anti-SACM1L antibody produced in rabbit

**Synonym(s):** Anti-KIAA0851, Anti-SAC1, Anti-SAC1 suppressor of actin mutations 1-like (yeast)

[All Photos](#) (2)

Product No.	Clonality	Application	Species Reactivity	Citations	SDS
<a href="#">HPA069869</a>	polyclonal	IF	human		<a href="#">View</a>
<a href="#">HPA039573</a>	polyclonal	IHC	human	3	<a href="#">View</a>



### Anti-SAFB2 antibody produced in rabbit

**Synonym(s):** Anti-KIAA0138, Anti-scaffold attachment factor B2

[All Photos](#) (2)

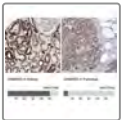
Product No.	Clonality	Application	Species Reactivity	Citations	SDS
<a href="#">HPA050894</a>	polyclonal	IF, IHC	human		<a href="#">View</a>



### Anti-SAG antibody produced in rabbit

[All Photos](#) (4)


Product No.	Clonality	Application	Species Reactivity	Citations	SDS
<a href="#">HPA004946</a>	polyclonal	IHC	human		<a href="#">View</a>




### Anti-SAMM50 antibody produced in rabbit

**Synonym(s):** Anti-CGI-51, Anti-OMP85, Anti-TOB55, Anti-TRG-3, Anti-YNL026W, Anti-sorting and assembly machinery component 50 homolog (*S. cerevisiae*)

[All Photos](#) (9)


Product No.	Clonality	Application	Species Reactivity	Citations	SDS
<a href="#">HPA034537</a>	polyclonal	IF, IHC	rat, mouse, human	4	 <a href="#">View</a>



### Anti-SAR1A antibody produced in rabbit

**Synonym(s):** Anti-COPII-associated small GTPase, Anti-GTP-binding protein SAR1a

[All Photos](#) (2)

Product No.	Clonality	Application	Species Reactivity	Citations	SDS
<a href="#">HPA006923</a>	polyclonal	IHC	human	2	 <a href="#">View</a>

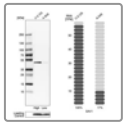


### Anti-SAR1B antibody produced in rabbit

**Synonym(s):** Anti-SARA2

[All Photos](#) (2)


Product No.	Clonality	Application	Species Reactivity	Citations	SDS
<a href="#">HPA048368</a>	polyclonal	IHC	human		<a href="#">View</a>

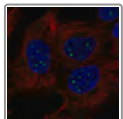


### Anti-SAV1 antibody produced in rabbit

**Synonym(s):** Anti-WW45, Anti-WWP4, Anti-salvador, Anti-salvador homolog 1 (Drosophila)

[All Photos](#) (4)

Product No.	Clonality	Application	Species Reactivity	Citations	SDS
<a href="#">HPA001808</a>	polyclonal	IF, IHC	human	4	 <a href="#">View</a>

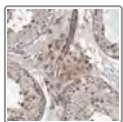


### Anti-SBF1 antibody produced in rabbit

**Synonym(s):** DENND7A, MTMR5

[All Photos](#) (1)

Product No.	Clonality	Application	Species Reactivity	Citations	SDS
<a href="#">HPA074004</a>	polyclonal	IF	human		<a href="#">View</a>



### Anti-SBF2 antibody produced in rabbit


[All Photos](#) (5)

Product No.	Clonality	Application	Species Reactivity	Citations	SDS
<a href="#">HPA050933</a>	polyclonal	IHC	human		<a href="#">View</a>



### Anti-SBK2 antibody produced in rabbit

[All Photos](#) (5)

Product No.	Clonality	Application	Species Reactivity	Citations	SDS
<a href="#">HPA030631</a>	polyclonal	IHC	human	1	 <a href="#">View</a>



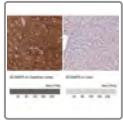
### Anti-SCAMP2 antibody produced in rabbit

**Synonym(s):** Anti-Secretory carrier membrane protein 2, Anti-Secretory carrier-associated membrane protein 2

[All Photos](#) (7)

Product No.	Clonality	Application	Species Reactivity	Citations	SDS
<a href="#">HPA014699</a>	polyclonal	IF, IHC	rat, human, mouse	7	<a href="#">View</a>


Product No.	Clonality	Application	Species Reactivity	Citations	SDS
<a href="#">HPA019194</a>	polyclonal	IHC	rat, mouse, human	4	<a href="#">View</a>

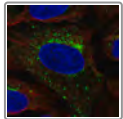


### Anti-SCAMP5 antibody produced in rabbit

**Synonym(s):** Anti-MGC24969, Anti-secretory carrier membrane protein 5

[All Photos](#) (6)

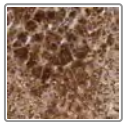
Product No.	Clonality	Application	Species Reactivity	Citations	SDS
<a href="#">HPA046645</a>	polyclonal	IHC	human		<a href="#">View</a>



### Anti-SCAMP3 antibody produced in rabbit

[All Photos](#) (2)

Product No.	Clonality	Application	Species Reactivity	Citations	SDS
<a href="#">HPA071167</a>	polyclonal	IF	human		<a href="#">View</a>



### Anti-SCAP antibody produced in rabbit

**Synonym(s):** Anti-SREBP cleavage-activating protein antibody produced in rabbit, Anti-Sterol regulatory element-binding protein cleavage-activating protein antibody produced in rabbit

[All Photos](#) (4)

Product No.	Clonality	Application	Species Reactivity	Citations	SDS
<a href="#">HPA004713</a>	polyclonal	IHC	human	2	<a href="#">View</a>

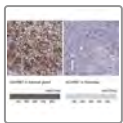


### Anti-SCARA5 antibody produced in rabbit

**Synonym(s):** Anti-Scavenger receptor class A member 5, Anti-Scavenger receptor hlg

[All Photos](#) (1)


Product No.	Clonality	Application	Species Reactivity	Citations	SDS
<a href="#">HPA024661</a>	polyclonal	IHC	human	8	<a href="#">View</a>

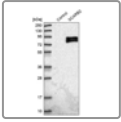


### Anti-SCARB1

**Synonym(s):** CD36L1, CLA-1, CLA1, SR-BI, SRB1

[All Photos](#) (3)

Product No.	Clonality	Application	Species Reactivity	Citations	SDS
<a href="#">HPA072449</a>	polyclonal	IHC	human		<a href="#">View</a>




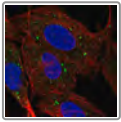
## Anti-SCARB2 antibody produced in rabbit

**Synonym(s):** Anti-85 kDa lysosomal membrane sialoglycoprotein, Anti-CD36 antigen-like 2, Anti-LGP85, Anti-LIMP II, Anti-Lysosome membrane protein 2, Anti-Lysosome membrane protein II, Anti-Scavenger receptor class B member 2

[All](#)

[Photos \(3\)](#)

Product No.	Clonality	Application	Species Reactivity	Citations	SDS
<a href="#">HPA018014</a>	polyclonal	IHC	human	3	 <a href="#">View</a>



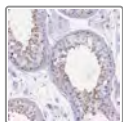
## Anti-SCARB1 antibody produced in rabbit

[All Photos \(1\)](#)

Product No.	Clonality	Application	Species Reactivity	Citations	SDS
<a href="#">HPA066285</a>	polyclonal	IF	human		

[All Photos](#) (1) **Anti-SCARF1 antibody produced in rabbit**

Product No.	Clonality	Application	Species Reactivity	Citations	SDS
<a href="#">HPA072936</a>	polyclonal	IHC	human		<a href="#">View</a>

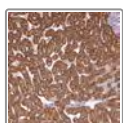


**Anti-SCCPDH antibody produced in rabbit**

**Synonym(s):** Anti-CGI-49, Anti-NET11, Anti-saccharopine dehydrogenase (putative)

[All Photos](#) (3)

Product No.	Clonality	Application	Species Reactivity	Citations	SDS
<a href="#">HPA050775</a>	polyclonal	IF, IHC	human		<a href="#">View</a>



**Anti-SC5D antibody produced in rabbit**

[All Photos](#) (3)

Product No.	Clonality	Application	Species Reactivity	Citations	SDS
<a href="#">HPA070248</a>	polyclonal	IF	human		<a href="#">View</a>
<a href="#">HPA066283</a>	polyclonal	IHC	human		<a href="#">View</a>



### Anti-SCD5 antibody produced in rabbit

**Synonym(s):** Anti-Acod4, Anti-Fads4, Anti-Flj21032, Anti-Hscd5, Anti-Scd4, Anti-Stearoyl-coa desaturase 5

[All Photos](#) (4)

Product No.	Clonality	Application	Species Reactivity	Citations	SDS
<a href="#">HPA042380</a>	polyclonal	IHC	human	3	<a href="#">View</a>



### Anti-SCD antibody produced in rabbit

**Synonym(s):** Anti-Acyl-CoA desaturase, Anti-Delta(9)-desaturase, Anti-Fatty acid desaturase, Anti-Stearoyl-CoA desaturase

[All Photos](#) (3)



Product No.	Clonality	Application	Species Reactivity	Citations	SDS
<a href="#">HPA063921</a>	polyclonal	IF	human	1	<a href="#">View</a>
<a href="#">HPA012107</a>	polyclonal	IF, IHC	human	8	<a href="#">View</a>



### Anti-SCEL antibody produced in rabbit

**Synonym(s):** Anti-Flj21667, Anti-Mgc22531, Anti-Sciellin

[All Photos](#) (16)



Product No.	Clonality	Application	Species Reactivity	Citations	SDS
<a href="#">HPA040154</a>	polyclonal	IHC	human	1	 <a href="#">View</a>
<a href="#">HPA039737</a>	polyclonal	IHC	human		 <a href="#">View</a>



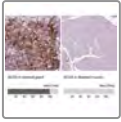
### Anti-SCFD2 antibody produced in rabbit

**Synonym(s):** Anti-FLJ39514, Anti-STXBP1L1, Anti-Sec1 family domain containing 2

[All Photos](#) (11)

Product No.	Clonality	Application	Species Reactivity	Citations	SDS
<a href="#">HPA036526</a>	polyclonal	IF, IHC	human	1	 <a href="#">View</a>
<a href="#">HPA036527</a>	polyclonal	IHC	human		 <a href="#">View</a>







## Anti-SCG5 antibody produced in rabbit

**Synonym(s):** 7B2, SGNE1, SgV, Anti-Neuroendocrine protein 7B2 precursor, Anti-Pituitary polypeptide, Anti-Secretogranin V, Anti-Secretogranin-5, Anti-Secretory granule endocrine protein I

**All Photos** (16)

Product No.	Clonality	Application	Species Reactivity	Citations	SDS
<a href="#">HPA074618</a>	polyclonal	IHC	human		 <a href="#">View</a>
<a href="#">HPA013136</a>	polyclonal	IHC	human	5	 <a href="#">View</a>



## Anti-SCGB1D2 antibody produced in rabbit

**Synonym(s):** Anti-LIPB, Anti-LPHB, Anti-RAD50-2, Anti-hRad50, Anti-secretoglobin, family 1D, member 2

**All Photos** (5)



Product No.	Clonality	Application	Species Reactivity	Citations	SDS
<a href="#">HPA035318</a>	polyclonal	IHC	human	1	<a href="#">View</a>

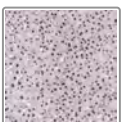


## Anti-SCIN antibody produced in rabbit

**Synonym(s):** Anti-Adseverin, Anti-Scinderin

**All Photos** (7)

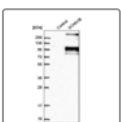
Product No.	Clonality	Application	Species Reactivity	Citations	SDS
<a href="#">HPA024264</a>	polyclonal	IHC	human	2	 <a href="#">View</a>
<a href="#">HPA020518</a>	polyclonal	IHC	human	4	 <a href="#">View</a>



## Anti-SCLY antibody produced in rabbit

**All Photos** (3)


Product No.	Clonality	Application	Species Reactivity	Citations	SDS
<a href="#">HPA055760</a>	polyclonal	IF, IHC	human		<a href="#">View</a>

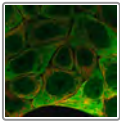


## Anti-SCNN1B antibody produced in rabbit

**Synonym(s):** Anti-Amiloride-sensitive sodium channel subunit beta, Anti-Beta-ENaC, Anti-Beta-NaCH, Anti-ENaCB, Anti-Epithelial Na(+) channel subunit beta, Anti-Nonvoltage-gated sodium channel 1 subunit beta, Anti-SCNEB

**All Photos** (2)

Product No.	Clonality	Application	Species Reactivity	Citations		SDS
<a href="#">HPA015612</a>	polyclonal	IHC	human	7		<a href="#">View</a>



### Anti-SCNN1G antibody produced in rabbit

[All Photos](#) (1)

Product No.	Clonality	Application	Species Reactivity	Citations		SDS
<a href="#">HPA071194</a>	polyclonal	IF	human			<a href="#">View</a>

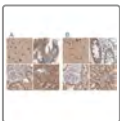


### Anti-SCO2 antibody produced in rabbit

**Synonym(s):** MYP6, SCO1L

[All Photos](#) (2)



Product No.	Clonality	Application	Species Reactivity	Citations		SDS
<a href="#">HPA046943</a>	polyclonal	IF	human			<a href="#">View</a>
<a href="#">HPA056254</a>	polyclonal	IHC	human			<a href="#">View</a>



### Anti-SCO1 antibody produced in rabbit

**Synonym(s):** Anti-Protein SCO1 homolog, mitochondrial

[All Photos](#) (12)



Product No.	Clonality	Application	Species Reactivity	Citations		SDS
<a href="#">HPA021565</a>	polyclonal	IHC	human	5		<a href="#">View</a>
<a href="#">HPA021579</a>	polyclonal	IHC	human			<a href="#">View</a>

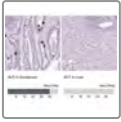


### Anti-SCP2 antibody produced in rabbit

**Synonym(s):** Anti-sterol carrier protein 2, Anti-NSL-TP, Anti-Non-specific lipid-transfer protein, Anti-Propanoyl-CoA C-acyltransferase, Anti-SCP-2, Anti-SCP-chi, Anti-SCPX, Anti-Sterol carrier protein 2, Anti-Sterol carrier protein X

[All Photos](#) (11)


Product No.	Clonality	Application	Species Reactivity	Citations		SDS
<a href="#">HPA027317</a>	polyclonal	IF, IHC	human			<a href="#">View</a>
<a href="#">HPA027135</a>	polyclonal	IF, IHC	mouse, human, rat			<a href="#">View</a>
<a href="#">HPA027101</a>	polyclonal	IHC	human			<a href="#">View</a>



### Anti-SCT antibody produced in rabbit

**Synonym(s):** Anti-secretin

[All Photos](#) (3)

Product No.	Clonality	Application	Species Reactivity	Citations	SDS
<a href="#">HPA050961</a>	polyclonal	IHC	human		<a href="#">View</a>



### Anti-SCTR antibody produced in rabbit

**Synonym(s):** Anti-SCT-R, Anti-Secretin receptor

[All Photos](#) (4)

Product No.	Clonality	Application	Species Reactivity	Citations	SDS
<a href="#">HPA007269</a>	polyclonal	IHC	human	5	<a href="#">View</a>

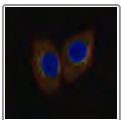


### Anti-SCUBE3 antibody produced in rabbit

**Synonym(s):** Anti-Cegf3, Anti-Flj34743, Anti-Signal peptide, cub domain, egf-like 3

[All Photos](#) (2)

Product No.	Clonality	Application	Species Reactivity	Citations	SDS
<a href="#">HPA040606</a>	polyclonal	IF, IHC	human		<a href="#">View</a>



### Anti-SCYL1 antibody produced in rabbit

**Synonym(s):** Anti-N-terminal kinase-like protein, Anti-SCY1-like protein 1, Anti-Telomerase regulation-associated protein, Anti-Telomerase transcriptional element-interacting factor, Anti-Teratoma-associated tyrosine kinase

[All Photos](#) (1)

Product No.	Clonality	Application	Species Reactivity	Citations	SDS
<a href="#">HPA015015</a>	polyclonal	IF	human	5	<a href="#">View</a>

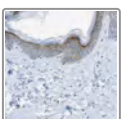


### Anti-SCYL2 antibody produced in rabbit

**Synonym(s):** Anti-Coated vesicle-associated kinase of 104 kDa, Anti-SCY1-like protein 2

[All Photos](#) (1)


Product No.	Clonality	Application	Species Reactivity	Citations	SDS
<a href="#">HPA021050</a>	polyclonal	IHC	human	3	<a href="#">View</a>




### Anti-SDC1 antibody produced in rabbit

**Synonym(s):** Anti-CD138 antigen, Anti-SYND1, Anti-Syndecan-1 precursor

## All Photos (5)


Product No.	Clonality	Application	Species Reactivity	Citations	SDS
<a href="#">HPA006185</a>	polyclonal	IF, IHC	human	17	 <a href="#">View</a>

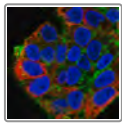


### Anti-SDC4 antibody produced in rabbit

**Synonym(s):** Anti-Amphiglycan antibody produced in rabbit, Anti-Ryudocan core protein antibody produced in rabbit, Anti-SYND4 antibody produced in rabbit, Anti-Syndecan-4 precursor antibody produced in rabbit

## All Photos (3)


Product No.	Clonality	Application	Species Reactivity	Citations	SDS
<a href="#">HPA005716</a>	polyclonal	IF, IHC, WB	human	7	 <a href="#">View</a>



### Anti-SDC2 antibody produced in rabbit

## All Photos (1)

Product No.	Clonality	Application	Species Reactivity	Citations	SDS
<a href="#">HPA044416</a>	polyclonal	IF	human		<a href="#">View</a>

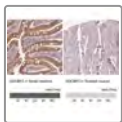


### Anti-SDC3 antibody produced in rabbit

**Synonym(s):** Anti-SYND3, Anti-Syndecan-3

## All Photos (6)


Product No.	Clonality	Application	Species Reactivity	Citations	SDS
<a href="#">HPA048085</a>	polyclonal	IF	human		<a href="#">View</a>
<a href="#">HPA017087</a>	polyclonal	IHC	human	2	<a href="#">View</a>

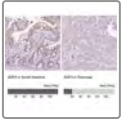


### Anti-SDCBP2

**Synonym(s):** SITAC18, ST-2

## All Photos (3)


Product No.	Clonality	Application	Species Reactivity	Citations	SDS
<a href="#">HPA064490</a>	polyclonal	IHC	human		 <a href="#">View</a>



## Anti-SDF4 antibody produced in rabbit

**Synonym(s):** Anti-Cab45, Anti-stromal cell derived factor 4

[All Photos](#) (4)

Product No.	Clonality	Application	Species Reactivity	Citations	SDS
<a href="#">HPA011249</a>	polyclonal	IF, IHC	human	3	 <a href="#">View</a>




## Anti-SDF2L1 antibody produced in rabbit

**Synonym(s):** Anti-PWP1-interacting protein 8 antibody produced in rabbit, Anti-SDF2-like protein 1 antibody produced in rabbit, Anti-Stromal cell-derived factor 2-like protein 1 precursor antibody produced in rabbit

[All Photos](#) (4)



Product No.	Clonality	Application	Species Reactivity	Citations	SDS
<a href="#">HPA005638</a>	polyclonal	IHC	human	4	<a href="#">View</a>




## Anti-SDHA antibody produced in rabbit

**Synonym(s):** Anti-FP, Anti-SDH2, Anti-SDHF

[All Photos](#) (5)


Product No.	Clonality	Application	Species Reactivity	Citations	SDS
<a href="#">HPA064582</a>	polyclonal	IF	human		 <a href="#">View</a>
<a href="#">HPA041981</a>	polyclonal	IF, IHC	human	1	 <a href="#">View</a>



## Anti-SDHB antibody produced in rabbit

**Synonym(s):** Anti-SDH, Anti-SDH1

[All Photos](#) (7)

Product No.	Clonality	Application	Species Reactivity	Citations	SDS
<a href="#">HPA002868</a>	polyclonal	IF, IHC	rat, mouse, human	53	 <a href="#">View</a>

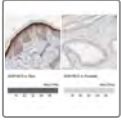
All

Photos (4)

### Anti-SDHD antibody produced in rabbit

**Synonym(s):** Anti-PGL, Anti-PGL1, Anti-Succinate Dehydrogenase Complex, Subunit D, Integral Membrane Protein

Product No.	Clonality	Application	Species Reactivity	Citations	SDS
<a href="#">HPA045727</a>	polyclonal	IHC	human	5	<a href="#">View</a>




### Anti-SDR16C5 antibody produced in rabbit

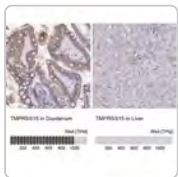
**Synonym(s):** Anti-EPHD-2, Anti-Epidermal retinal dehydrogenase 2, Anti-RDH-E2, Anti-Retinal short chain dehydrogenase reductase 2, Anti-retSDR2

All

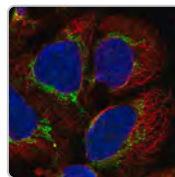
Photos (7)

Product No.	Clonality	Application	Species Reactivity	Citations	SDS
<a href="#">HPA025224</a>	polyclonal	IHC	human	2	 <a href="#">View</a>

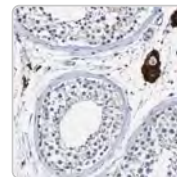
## Recommended Products



Sigma-Aldrich  
**HPA072934**  
Anti-TMPRSS15



Sigma-Aldrich  
**HPA061396**  
Anti-AARS2  
antibody...



Sigma-Aldrich  
**HPA010972**  
Anti-VMA21  
antibody...

[View Price and Availability](#)

[View Price and Availability](#)

[View Price and Availability](#)

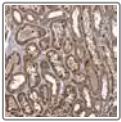


### Anti-SDR42E1 antibody produced in rabbit

**Synonym(s):** Anti-3- $\beta$ -HSD family protein HSPC105, Anti-AC092142.5

[All Photos](#) (1)

Product No.	Clonality	Application	Species Reactivity	Citations	SDS
<a href="#">HPA014388</a>	polyclonal	IHC	human	1	<a href="#">View</a>

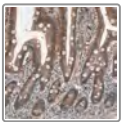


### Anti-SDS antibody produced in rabbit

**Synonym(s):** Anti-SDH, Anti-Serine dehydratase

[All Photos](#) (3)

Product No.	Clonality	Application	Species Reactivity	Citations	SDS
<a href="#">HPA039230</a>	polyclonal	IF, IHC	human		<a href="#">View</a>



### Anti-SDSL antibody produced in rabbit

[All Photos](#) (4)

Product No.	Clonality	Application	Species Reactivity	Citations	SDS
<a href="#">HPA005740</a>	polyclonal	IF, IHC	rat, human	1	<a href="#">View</a>

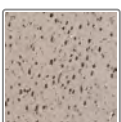


### Anti-SEC13 antibody produced in rabbit

**Synonym(s):** Anti-D3S1231E, Anti-SEC13 homolog (S. cerevisiae), Anti-SEC13L1, Anti-SEC13R, Anti-npp-20

[All Photos](#) (3)

Product No.	Clonality	Application	Species Reactivity	Citations	SDS
<a href="#">HPA057943</a>	polyclonal	IF	human		<a href="#">View</a>
<a href="#">HPA035292</a>	polyclonal	IHC	human		<a href="#">View</a>



### Anti-SEC62 antibody produced in rabbit

**Synonym(s):** Anti-Dtrp1, Anti-HTP1, Anti-TLOC1, Anti-TP-1, Anti-Translocation protein 1, Anti-Translocation protein SEC62, Anti-hTP-1

[All Photos](#) (7)

Product No.	Clonality	Application	Species Reactivity	Citations	SDS
<a href="#">HPA061450</a>	polyclonal	IHC	human		<a href="#">View</a>
<a href="#">HPA014059</a>	polyclonal	IF, IHC	human	4	<a href="#">View</a>



Product No.	Clonality	Application	Species Reactivity	Citations	SDS
-------------	-----------	-------------	--------------------	-----------	-----



### Anti-SEC63 antibody produced in rabbit

**Synonym(s):** Anti-DNAJC23, Anti-ERdj2, Anti-PRO2507, Anti-SEC63L, Anti-SEC63 homolog (*S. cerevisiae*)

[All Photos](#) (10)

Product No.	Clonality	Application	Species Reactivity	Citations	SDS
<a href="#">HPA060535</a>	polyclonal	IHC	human		<a href="#">View</a>
<a href="#">HPA053295</a>	polyclonal	IF, IHC	human		<a href="#">View</a>




### Anti-SEC16A antibody produced in rabbit

**Synonym(s):** Anti-CCDC88C, Anti-KIAA0310, Anti-Uncharacterized protein KIAA0310

[All Photos](#) (5)

Product No.	Clonality	Application	Species Reactivity	Citations	SDS
<a href="#">HPA005684</a>	polyclonal	IF, IHC	human	5	<a href="#">View</a>

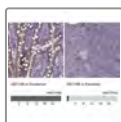


### Anti-SEC24A antibody produced in rabbit

**Synonym(s):** Anti-SEC24 family, member A (*S. cerevisiae*)

[All Photos](#) (3)


Product No.	Clonality	Application	Species Reactivity	Citations	SDS
<a href="#">HPA056825</a>	polyclonal		human	2	<a href="#">View</a>
<a href="#">HPA038901</a>	polyclonal	IHC, WB	human		<a href="#">View</a>



### Anti-SEC16B

**Synonym(s):** LZTR2, PGPR-p117, RGPR, Sec16S

[All Photos](#) (3)

Product No.	Clonality	Application	Species Reactivity	Citations	SDS
<a href="#">HPA072913</a>	polyclonal	IHC	human		<a href="#">View</a>



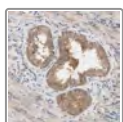
### Anti-SEC24B antibody produced in rabbit

**Synonym(s):** Anti-SEC24 family, member B (*S. cerevisiae*)

[All Photos](#) (5)



Product No.	Clonality	Application	Species Reactivity	Citations	SDS
<a href="#">HPA038181</a>	polyclonal	IF, IHC	human	1	<a href="#">View</a>

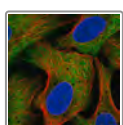


### Anti-SEC23B antibody produced in rabbit

**Synonym(s):** Anti-Protein transport protein Sec23B antibody produced in rabbit, Anti-SEC23-related protein B antibody produced in rabbit

[All Photos](#) (7)

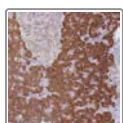
Product No.	Clonality	Application	Species Reactivity	Citations	SDS
<a href="#">HPA069974</a>	polyclonal	IHC	human		<a href="#">View</a>
<a href="#">HPA008216</a>	polyclonal	IF, IHC	rat, mouse, human	2	<a href="#">View</a>



### Anti-SEC16B antibody produced in rabbit

[All Photos](#) (1)

Product No.	Clonality	Application	Species Reactivity	Citations	SDS
<a href="#">HPA054292</a>	polyclonal	IF	human		<a href="#">View</a>

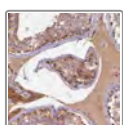


### Anti-SEC61B antibody produced in rabbit

**Synonym(s):** Anti-Sec61 beta subunit

[All Photos](#) (6)

Product No.	Clonality	Application	Species Reactivity	Citations	SDS
<a href="#">HPA049407</a>	polyclonal	IF, IHC	human	1	<a href="#">View</a>

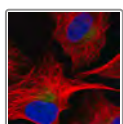


### Anti-SEC31B antibody produced in rabbit

**Synonym(s):** Anti-Dkfzp434m183, Anti-Sec31 homolog b (*S. cerevisiae*), Anti-Sec31b-1, Anti-Sec31I2

[All Photos](#) (2)

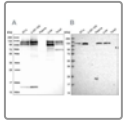
Product No.	Clonality	Application	Species Reactivity	Citations	SDS
<a href="#">HPA035882</a>	polyclonal	IHC	human		<a href="#">View</a>
<a href="#">HPA040819</a>	polyclonal	IHC	human	1	<a href="#">View</a>



### Anti-SEC22C antibody produced in rabbit

[All Photos](#) (1)


Product No.	Clonality	Application	Species Reactivity	Citations	SDS
<a href="#">HPA055594</a>	polyclonal	IF	human		<a href="#">View</a>

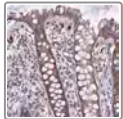


### Anti-SEC24C antibody produced in rabbit

**Synonym(s):** Anti-Kiaa0079, Anti-Sec24 family, member c (*S. cerevisiae*)

[All Photos](#) (4)

Product No.	Clonality	Application	Species Reactivity	Citations	SDS
<a href="#">HPA040196</a>	polyclonal	IF, IHC	human	3	 <a href="#">View</a>




### Anti-SEC24D antibody produced in rabbit

**Synonym(s):** Anti-Kiaa0755, Anti-Sec24 family, member d (*S. cerevisiae*)



[All Photos](#) (5)

Product No.	Clonality	Application	Species Reactivity	Citations	SDS
<a href="#">HPA053486</a>	polyclonal	IF	human		<a href="#">View</a>
<a href="#">HPA041626</a>	polyclonal	IHC	human		<a href="#">View</a>



### Anti-SEC23IP antibody produced in rabbit

[All Photos](#) (10)

Product No.	Clonality	Application	Species Reactivity	Citations	SDS
<a href="#">HPA043305</a>	polyclonal	IF	human		 <a href="#">View</a>
<a href="#">HPA038403</a>	polyclonal	IF, IHC	human, rat, mouse	1	 <a href="#">View</a>

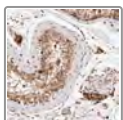


### Anti-SECISBP2 antibody produced in rabbit

**Synonym(s):** Anti-SECIS Binding Protein 2

[All Photos](#) (1)

Product No.	Clonality	Application	Species Reactivity	Citations	SDS
<a href="#">HPA044314</a>	polyclonal	IHC	human		<a href="#">View</a>



### Anti-SEC14L1 antibody produced in rabbit

**Synonym(s):** Anti-PRELID4A, Anti-SEC14L, Anti-SEC14-like 1 (*S. cerevisiae*)

[All Photos](#) (3)

Product No.	Clonality	Application	Species Reactivity	Citations	SDS
<a href="#">HPA021463</a>	polyclonal	IHC	human		<a href="#">View</a>
<a href="#">HPA028703</a>	polyclonal	IF, IHC	human	1	<a href="#">View</a>




### Anti-SEC14L3 antibody produced in rabbit

**Synonym(s):** Anti-TAP2

[All Photos](#) (1)

Product No.	Clonality	Application	Species Reactivity	Citations	SDS
<a href="#">HPA059450</a>	polyclonal	IHC	human		<a href="#">View</a>



### Anti-SEC14L4 antibody produced in rabbit

[All Photos](#) (1)



Product No.	Clonality	Application	Species Reactivity	Citations	SDS
<a href="#">HPA069748</a>	polyclonal	IF	human		<a href="#">View</a>




### Anti-SELENBP1 antibody produced in rabbit

**Synonym(s):** Anti-56 kDa selenium-binding protein, Anti-SP56, Anti-Selenium-binding protein 1

[All Photos](#) (14)

Product No.	Clonality	Application	Species Reactivity	Citations	SDS
<a href="#">HPA011731</a>	polyclonal	IF, IHC	human	3	 <a href="#">View</a>
<a href="#">HPA005741</a>	polyclonal	IHC	human	5	 <a href="#">View</a>



### Anti-SEL1L antibody produced in rabbit

**Synonym(s):** Anti-Protein sel-1 homolog 1, Anti-Sel-1L, Anti-Suppressor of lin-12-like protein 1

[All Photos](#) (5)



Product No.	Clonality	Application	Species Reactivity	Citations	SDS
<a href="#">HPA024267</a>	polyclonal	IHC	human	1	<a href="#">View</a>




### Anti-SEMG2 antibody produced in rabbit

**Synonym(s):** Anti-SGII, Anti-Semenogelin II

[All Photos](#) (16)

Product No.	Clonality	Application	Species Reactivity	Citations	SDS
<a href="#">HPA042767</a>	polyclonal	IHC, WB	human		 <a href="#">View</a>
<a href="#">HPA042835</a>	polyclonal	IHC	human	1	 <a href="#">View</a>

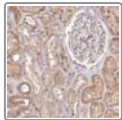


### Anti-SERAC1 antibody produced in rabbit

**Synonym(s):** Anti-Protein SERAC1

[All Photos](#) (3)

Product No.	Clonality	Application	Species Reactivity	Citations	SDS
<a href="#">HPA025715</a>	polyclonal	IHC	human	4	<a href="#">View</a>
<a href="#">HPA025716</a>	polyclonal	IHC	human	6	<a href="#">View</a>

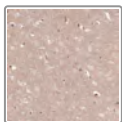


### Anti-SERGEF antibody produced in rabbit

**Synonym(s):** Anti-DelGEF, Anti-Gnefr, Anti-Secretion regulating guanine nucleotide exchange factor

[All Photos](#) (5)


Product No.	Clonality	Application	Species Reactivity	Citations	SDS
<a href="#">HPA074086</a>	polyclonal	IF	human		<a href="#">View</a>
<a href="#">HPA037811</a>	polyclonal	IHC	human		<a href="#">View</a>
<a href="#">HPA037812</a>	polyclonal	IF, IHC	human		<a href="#">View</a>



### Anti-SERINC1 antibody produced in rabbit


**Synonym(s):** Anti-KIAA1253, Anti-Serine incorporator 1, Anti-TDE1L, Anti-TDE2, Anti-TMS-2

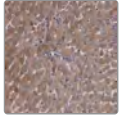
[All Photos](#) (6)

Product No.	Clonality	Application	Species Reactivity	Citations	SDS
<a href="#">HPA035738</a>	polyclonal	IF, IHC, WB	human	1	 <a href="#">View</a>
<a href="#">HPA035739</a>	polyclonal	IHC	human		<a href="#">View</a>

**All Photos** (4) **Anti-SERINC2 antibody produced in rabbit**

**Synonym(s):** Anti-FKSG84, Anti-PRO0899, Anti-TDE2, Anti-TDE2L, Anti-serine incorporator 2

Product No.	Clonality	Application	Species Reactivity	Citations	SDS
<a href="#">HPA005974</a>	polyclonal	IHC	human	3	 <a href="#">View</a>

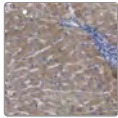


**Anti-SERPINA7 antibody produced in rabbit**

**Synonym(s):** Anti-Serpin A7 antibody produced in rabbit, Anti-T4-binding globulin antibody produced in rabbit, Anti-Thyroxine-binding globulin precursor antibody produced in rabbit

**All Photos** (2)

Product No.	Clonality	Application	Species Reactivity	Citations	SDS
<a href="#">HPA002803</a>	polyclonal	IHC	human	4	<a href="#">View</a>




### Anti-SERPINA6 antibody produced in rabbit

**Synonym(s):** Anti-CBG, Anti-Corticosteroid-binding globulin precursor, Anti-Serpin A6, Anti-Transcortin

[All Photos](#) (1)


Product No.	Clonality	Application	Species Reactivity	Citations	SDS
<a href="#">HPA017864</a>	polyclonal	IHC	human	4	<a href="#">View</a>

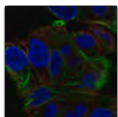


### Anti-SERPINH1 antibody produced in rabbit

**Synonym(s):** Anti-CBP1, Anti-CBP2, Anti-FLJ10343, Anti-FLJ12539, Anti-HSP47, Anti-MGC40179, Anti-SERPINH2, Anti-colligen, Anti-serpin peptidase inhibitor, clade H (heat shock protein 47), member 1, (collagen binding protein 1)

[All Photos](#) (4)

Product No.	Clonality	Application	Species Reactivity	Citations	SDS
<a href="#">HPA029198</a>	polyclonal	IF, IHC	mouse, human	1	 <a href="#">View</a>



### Anti-SESTD1 antibody produced in rabbit

**Synonym(s):** DKFZp434O0515, Solo

[All Photos](#) (2)

Product No.	Clonality	Application	Species Reactivity	Citations	SDS
<a href="#">HPA058236</a>	polyclonal	IF	human		<a href="#">View</a>
<a href="#">HPA077408</a>	polyclonal	IF	human		<a href="#">View</a>

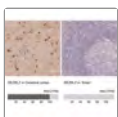


### Anti-SET antibody produced in rabbit

**Synonym(s):** Anti-2PP2A, Anti-IPP2A2, Anti-PHAPII

[All Photos](#) (6)

Product No.	Clonality	Application	Species Reactivity	Citations	SDS
<a href="#">HPA063683</a>	polyclonal	IF, IHC	human		<a href="#">View</a>

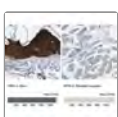


### Anti-SEZ6L2 antibody produced in rabbit

**Synonym(s):** Anti-FLJ90517, Anti-PSK-1

[All Photos](#) (3)


Product No.	Clonality	Application	Species Reactivity	Citations	SDS
<a href="#">HPA064471</a>	polyclonal	IHC	human	4	 <a href="#">View</a>



### Anti-SFN antibody produced in rabbit

**Synonym(s):** Anti-14-3-3 protein sigma, Anti-Epithelial cell marker protein 1, Anti-Stratifin

## All Photos (7)

Product No.	Clonality	Application	Species Reactivity	Citations	SDS
<a href="#">HPA011105</a>	polyclonal	IF, IHC	human, mouse, rat	7	 <a href="#">View</a>

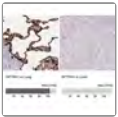


### Anti-SFT2D1 antibody produced in rabbit

**Synonym(s):** Anti-SFT2 domain-containing protein 1, Anti-Vesicle transport protein SFT2A, Anti-pRGR1

## All Photos (2)

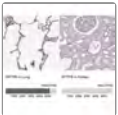
Product No.	Clonality	Application	Species Reactivity	Citations	SDS
<a href="#">HPA014677</a>	polyclonal	IF, IHC	human	1	<a href="#">View</a>



### Anti-SFTPA1 antibody produced in rabbit

## All Photos (8)



Product No.	Clonality	Application	Species Reactivity	Citations	SDS
<a href="#">HPA049368</a>	polyclonal	IHC	human		<a href="#">View</a>
<a href="#">HPA042638</a>	polyclonal	IHC	human		<a href="#">View</a>
<a href="#">HPA045752</a>	polyclonal	IHC	human		<a href="#">View</a>

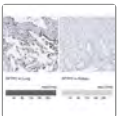


### Anti-SFTP3 antibody produced in rabbit

**Synonym(s):** Anti-SFTP3, Anti-SP-B


## All Photos (6)

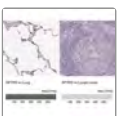
Product No.	Clonality	Application	Species Reactivity	Citations	SDS
<a href="#">HPA062148</a>	polyclonal	IHC	human		 <a href="#">View</a>
<a href="#">HPA034820</a>	polyclonal	IHC	human	2	 <a href="#">View</a>



### Anti-SFTPC antibody produced in rabbit

## All Photos (4)



Product No.	Clonality	Application	Species Reactivity	Citations	SDS
<a href="#">HPA010928</a>	polyclonal	IHC	human	13	 <a href="#">View</a>



### Anti-SFTP4 antibody produced in rabbit

**Synonym(s):** Anti-COLEC7, Anti-SFTP4, Anti-SP-D

## All Photos (14)

Product No.	Clonality	Application	Species Reactivity	Citations	SDS
<a href="#">HPA056768</a>	polyclonal	IHC	human		 <a href="#">View</a>
<a href="#">HPA044582</a>	polyclonal	IHC	human	6	 <a href="#">View</a>

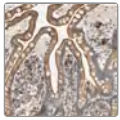


### Anti-SFXN4 antibody produced in rabbit

**Synonym(s):** Anti-Breast cancer resistance marker 1, Anti-Sideroflexin-4

## All Photos (2)

Product No.	Clonality	Application	Species Reactivity	Citations	SDS
<a href="#">HPA020872</a>	polyclonal	IF, IHC	human	3	<a href="#">View</a>

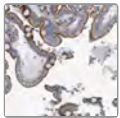


### Anti-SFXN3 antibody produced in rabbit

**Synonym(s):** Anti-Sideroflexin-3 antibody produced in rabbit

## All Photos (9)

Product No.	Clonality	Application	Species Reactivity	Citations	SDS
<a href="#">HPA048105</a>	polyclonal	IF	human	1	<a href="#">View</a>
<a href="#">HPA008028</a>	polyclonal	IF, IHC	rat, mouse, human	2	<a href="#">View</a>




### Anti-SFXN5 antibody produced in rabbit

**Synonym(s):** Anti-Sideroflexin-5

## All Photos (2)

Product No.	Clonality	Application	Species Reactivity	Citations	SDS
<a href="#">HPA056866</a>	polyclonal	IF	human		<a href="#">View</a>
<a href="#">HPA015473</a>	polyclonal	IHC	human	2	<a href="#">View</a>



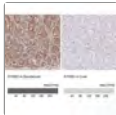
### Anti-SFXN1 antibody produced in rabbit

**Synonym(s):** Anti-Sideroflexin-1, Anti-TCC, Anti-Tricarboxylate carrier protein

## All Photos (10)

Product No.	Clonality	Application	Species Reactivity	Citations	SDS
<a href="#">HPA063745</a>	polyclonal	IF	human		<a href="#">View</a>
<a href="#">HPA019543</a>	polyclonal	IF, IHC	rat, human, mouse	4	<a href="#">View</a>




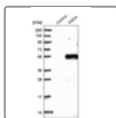


### Anti-S100G antibody produced in rabbit

**Synonym(s):** Anti-CABP1, Anti-CABP9K, Anti-CALB3

[All Photos](#) (3)


Product No.	Clonality	Application	Species Reactivity	Citations	SDS
<a href="#">HPA055873</a>	polyclonal	IHC	human	1	 <a href="#">View</a>

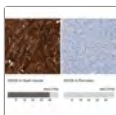


### Anti-SGCA antibody produced in rabbit

**Synonym(s):** Anti- $\alpha$ -SG antibody produced in rabbit, Anti- $\alpha$ -Sarcoglycan precursor antibody produced in rabbit, Anti-50 kDa dystrophin-associated glycoprotein antibody produced in rabbit, Anti-50DAG antibody produced in rabbit, Anti-Adhalin antibody produced in rabbit, Anti-Dystroglycan 2 antibody produced in rabbit

[All Photos](#) (2)


Product No.	Clonality	Application	Species Reactivity	Citations	SDS
<a href="#">HPA007537</a>	polyclonal	IHC	human	2	 <a href="#">View</a>



### Anti-SGCB antibody produced in rabbit

**Synonym(s):** Anti-43 kDa dystrophin-associated glycoprotein, Anti-43DAG, Anti-A3b, Anti-Beta-SG, Anti-Beta-sarcoglycan

[All Photos](#) (5)

Product No.	Clonality	Application	Species Reactivity	Citations	SDS
<a href="#">HPA011422</a>	polyclonal	IHC	human	4	 <a href="#">View</a>

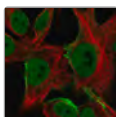


### Anti-SGCD antibody produced in rabbit

**Synonym(s):** Anti-35 kDa dystrophin-associated glycoprotein, Anti-35DAG, Anti-Delta-sarcoglycan, Anti-SG-delta

[All Photos](#) (1)

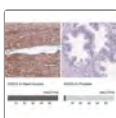
Product No.	Clonality	Application	Species Reactivity	Citations	SDS
<a href="#">HPA026969</a>	polyclonal	IHC	human		<a href="#">View</a>



### Anti-SGCE antibody produced in rabbit


[All Photos](#) (2)

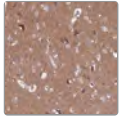
Product No.	Clonality	Application	Species Reactivity	Citations	SDS
<a href="#">HPA074790</a>	polyclonal	IF	human		<a href="#">View</a>



### Anti-SGCG antibody produced in rabbit

**All** **Synonym(s):** Anti-γ-SG antibody produced in rabbit, Anti-γ-Sarcoglycan antibody produced in rabbit, Anti-35 kDa **Photos** (5) dystrophin-associated glycoprotein antibody produced in rabbit, Anti-35DAG antibody produced in rabbit

Product No.	Clonality	Application	Species Reactivity	Citations	SDS
<a href="#">HPA007476</a>	polyclonal	IF, IHC	human	1	 <a href="#">View</a>



### Anti-SGIP1 antibody produced in rabbit

**Synonym(s):** Anti-DKFZp761D221, Anti-SH3-domain GRB2-like (endophilin) interacting protein 1

[All Photos](#) (1)

Product No.	Clonality	Application	Species Reactivity	Citations	SDS
<a href="#">HPA017963</a>	polyclonal	IHC	human	4	<a href="#">View</a>



### Anti-SGK494 antibody produced in rabbit

**Synonym(s):** Anti-uncharacterized serine/threonine-protein kinase Sgk494

[All Photos](#) (3)

Product No.	Clonality	Application	Species Reactivity	Citations	SDS
<a href="#">HPA046590</a>	polyclonal	IF, IHC	human		<a href="#">View</a>



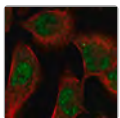
### Anti-SGK2 antibody produced in rabbit

**Synonym(s):** Anti-Serine/threonine-protein kinase Sgk2, Anti-Serum/glucocorticoid-regulated kinase 2

[All Photos](#) (7)

Product No.	Clonality	Application	Species Reactivity	Citations	SDS
<a href="#">HPA008859</a>	polyclonal	IF	human		<a href="#">View</a>

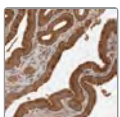
<a href="#">HPA011387</a>	polyclonal	IHC	mouse, human, rat	4	<a href="#">View</a>
---------------------------	------------	-----	-------------------	---	----------------------



### Anti-SGK1 antibody produced in rabbit

[All Photos](#) (1)

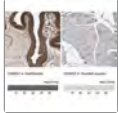


Product No.	Clonality	Application	Species Reactivity	Citations	SDS
<a href="#">HPA051251</a>	polyclonal	IF	human		<a href="#">View</a>



### Anti-SGK3 antibody produced in rabbit

**Synonym(s):** Anti-Serine/threonine-protein kinase Sgk3, Anti-Serum/glucocorticoid-regulated kinase 3, Anti-Serum/glucocorticoid-regulated kinase-like

[All Photos](#) (1)



Product No.	Clonality	Application	Species Reactivity	Citations	SDS
<a href="#">HPA027146</a>	polyclonal	IHC	human		<a href="#">View</a>
 <p><b>Anti-SGMS2 antibody produced in rabbit</b>  <b>Synonym(s):</b> Anti-Phosphatidylcholine:ceramide cholinephosphotransferase 2, Anti-Sphingomyelin synthase 2</p> <p><a href="#">All Photos</a> (7)</p>					
Product No.	Clonality	Application	Species Reactivity	Citations	SDS
<a href="#">HPA015076</a>	polyclonal	IHC	human	6	 <a href="#">View</a>
 <p><b>Anti-SGMS1 antibody produced in rabbit</b>  <b>Synonym(s):</b> Anti-MGC17342, Anti-MOB, Anti-SMS1, Anti-Sphingomyelin Synthase 1, Anti-TMEM23</p> <p><a href="#">All Photos</a> (6)</p>					
Product No.	Clonality	Application	Species Reactivity	Citations	SDS
<a href="#">HPA045191</a>	polyclonal	IF, IHC	human	2	<a href="#">View</a>

All

## Anti-SGPL1 antibody produced in rabbit

Photos (12)

**Synonym(s):** Anti-SP-lyase, Anti-Sphingosine-1-phosphate aldolase, Anti-Sphingosine-1-phosphate lyase 1, Anti-hSPL

Product No.	Clonality	Application	Species Reactivity	Citations	SDS
<a href="#">HPA021125</a>	polyclonal	IF, IHC	human	3	 <a href="#">View</a>
<a href="#">HPA023086</a>	polyclonal	IHC	human	5	 <a href="#">View</a>





## Anti-SGSH antibody produced in rabbit

**Synonym(s):** Anti-N-sulphoglucosamine sulphohydrolase, Anti-Sulfoglucosamine sulfamidase, Anti-Sulphamidase

All

Photos (15)

Product No.	Clonality	Application	Species Reactivity	Citations	SDS
<a href="#">HPA023436</a>	polyclonal	IHC	human	2	 <a href="#">View</a>
<a href="#">HPA023451</a>	polyclonal	IHC	human	2	 <a href="#">View</a>



### Anti-SGSM2 antibody produced in rabbit

**Synonym(s):** Anti-RUN and TBC1 domain containing 1 isoform 1

[All Photos](#) (3)

Product No.	Clonality	Application	Species Reactivity	Citations	SDS
<a href="#">HPA024553</a>	polyclonal	IHC	human		<a href="#">View</a>
<a href="#">HPA021641</a>	polyclonal	IF, IHC	human		<a href="#">View</a>

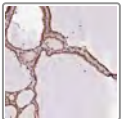


### Anti-SGSM1 antibody produced in rabbit

**Synonym(s):** Anti-RUN and TBC1 domain-containing protein 2, Anti-Small G protein signaling modulator 1

[All Photos](#) (4)

Product No.	Clonality	Application	Species Reactivity	Citations	SDS
<a href="#">HPA003986</a>	polyclonal	IHC	human	2	<a href="#">View</a>

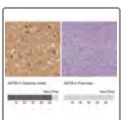


### Anti-SGTA antibody produced in rabbit

**Synonym(s):** Anti-SGT, Anti-small glutamine-rich tetratricopeptide repeat (TPR)-containing, alpha

[All Photos](#) (3)


Product No.	Clonality	Application	Species Reactivity	Citations	SDS
<a href="#">HPA056309</a>	polyclonal	IF, IHC	human	1	<a href="#">View</a>

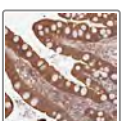


### Anti-SGTB antibody produced in rabbit

**Synonym(s):** Anti-FLJ39002, Anti-Sgt2, Anti-Small Glutamine-Rich Tetratricopeptide Repeat (TPR)-Containing, Beta

[All Photos](#) (6)

Product No.	Clonality	Application	Species Reactivity	Citations	SDS
<a href="#">HPA044689</a>	polyclonal	IHC	human		<a href="#">View</a>
<a href="#">HPA063674</a>	polyclonal	IHC	human		 <a href="#">View</a>

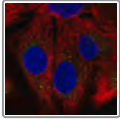


### Anti-SHB antibody produced in rabbit

**Synonym(s):** Anti-Src homology 2 domain containing adaptor protein B

[All Photos](#) (2)

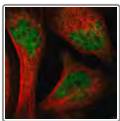
Product No.	Clonality	Application	Species Reactivity	Citations	SDS
<a href="#">HPA052108</a>	polyclonal	IF	human		<a href="#">View</a>
<a href="#">HPA049911</a>	polyclonal	IHC	human		<a href="#">View</a>



### Anti-SH2B1 antibody produced in rabbit

[All Photos](#) (1)

Product No.	Clonality	Application	Species Reactivity	Citations	SDS
<a href="#">HPA076175</a>	polyclonal	IF	human	1	<a href="#">View</a>

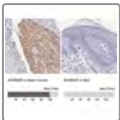


### Anti-SH2B3 antibody produced in rabbit

**Synonym(s):** Anti-Lymphocyte adapter protein antibody produced in rabbit, Anti-Lymphocyte-specific adapter protein Lnk antibody produced in rabbit, Anti-SH2B adapter protein 3 antibody produced in rabbit, Anti-Signal transduction protein Lnk antibody produced in rabbit

[All Photos](#) (2)

Product No.	Clonality	Application	Species Reactivity	Citations	SDS
<a href="#">HPA005483</a>	polyclonal	IF	human	4	<a href="#">View</a>




### Anti-SH3BGR antibody produced in rabbit

**Synonym(s):** Anti-21-GARP

[All Photos](#) (3)

Product No.	Clonality	Application	Species Reactivity	Citations	SDS
<a href="#">HPA030690</a>	polyclonal	IHC	human		<a href="#">View</a>



### Anti-SH3BGRL antibody produced in rabbit

**Synonym(s):** Anti-MGC117402

[All Photos](#) (4)


Product No.	Clonality	Application	Species Reactivity	Citations	SDS
<a href="#">HPA051248</a>	polyclonal	IF, IHC	human		<a href="#">View</a>




### Anti-SH3BP1 antibody produced in rabbit

**Synonym(s):** Anti-3BP-1, Anti-PDXP antibody produced in rabbit, Anti-PLP phosphatase, Anti-SH3 domain-binding protein 1, Anti-SH3BP1

[All Photos](#) (4)

Product No.	Clonality	Application	Species Reactivity	Citations	SDS
<a href="#">HPA000757</a>	polyclonal	IF, IHC	human	1	 <a href="#">View</a>

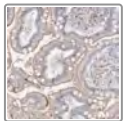


### Anti-SH3BP2 antibody produced in rabbit

**Synonym(s):** Anti-CRBM, Anti-RES4-23, Anti-SH3-domain binding protein 2

[All Photos](#) (3)

Product No.	Clonality	Application	Species Reactivity	Citations	SDS
<a href="#">HPA036790</a>	polyclonal	IF, IHC	human		<a href="#">View</a>




### Anti-SH3BP4 antibody produced in rabbit

**Synonym(s):** Anti-SH3-domain binding protein 4

[All Photos](#) (3)


Product No.	Clonality	Application	Species Reactivity	Citations	SDS
<a href="#">HPA037533</a>	polyclonal	IHC	human		<a href="#">View</a>
<a href="#">HPA037534</a>	polyclonal	IHC	human		<a href="#">View</a>

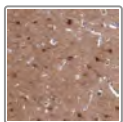


### Anti-SH3BP5 antibody produced in rabbit

**Synonym(s):** Anti-SH3-domain binding protein 5 (BTK-associated), Anti-Sab

[All Photos](#) (8)

Product No.	Clonality	Application	Species Reactivity	Citations	SDS
<a href="#">HPA057988</a>	polyclonal	IF	human	1	<a href="#">View</a>
<a href="#">HPA036445</a>	polyclonal	IF, IHC	human	1	 <a href="#">View</a>



### Anti-SHC3 antibody produced in rabbit

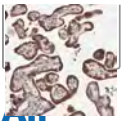
**Synonym(s):** Anti-N-Shc, Anti-NSHC, Anti-SHC (Src homology 2 domain containing) transforming protein 3, Anti-SHCC

[All Photos](#) (4)

Product No.	Clonality	Application	Species Reactivity	Citations	SDS
<a href="#">HPA072448</a>	polyclonal	IF	human		<a href="#">View</a>
<a href="#">HPA031427</a>	polyclonal	IF	human		<a href="#">View</a>
<a href="#">HPA046656</a>	polyclonal	IHC	human		<a href="#">View</a>



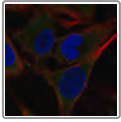
### Anti-SHC1 antibody produced in rabbit



**Synonym(s):** Anti-SH2 domain protein C1, Anti-SHC-transforming protein 1, Anti-Src homology 2 domain-containing-transforming protein C1

### Photos (1)

Product No.	Clonality	Application	Species Reactivity	Citations	SDS
<a href="#">HPA001844</a>	polyclonal	IHC	human	3	<a href="#">View</a>



### Anti-SHC4 antibody produced in rabbit

### All Photos (1)

Product No.	Clonality	Application	Species Reactivity	Citations	SDS
<a href="#">HPA074146</a>	polyclonal	IF	human		<a href="#">View</a>



### Anti-SHCBP1 antibody produced in rabbit

**Synonym(s):** Anti-FLJ22009

### All Photos (1)

Product No.	Clonality	Application	Species Reactivity	Citations	SDS
<a href="#">HPA048876</a>	polyclonal	IHC	human		<a href="#">View</a>

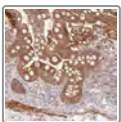


### Anti-SHD antibody produced in rabbit

**Synonym(s):** Anti-SH2 domain-containing adapter protein D

### All Photos (1)

Product No.	Clonality	Application	Species Reactivity	Citations	SDS
<a href="#">HPA017955</a>	polyclonal	IHC	human	2	<a href="#">View</a>

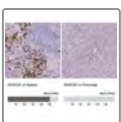


### Anti-SH2D3A antibody produced in rabbit

**Synonym(s):** Anti-NSP1, Anti-SH2 domain containing 3A

### All Photos (7)

Product No.	Clonality	Application	Species Reactivity	Citations	SDS
<a href="#">HPA064382</a>	polyclonal	IF	human		<a href="#">View</a>
<a href="#">HPA035722</a>	polyclonal	IHC	human	1	<a href="#">View</a>




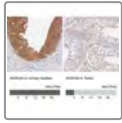
### Anti-SH2D3C antibody produced in rabbit

**Synonym(s):** Anti-NSP3, Anti-SH2 domain containing 3C



## All Photos (4)



Product No.	Clonality	Application	Species Reactivity	Citations	SDS
<a href="#">HPA047586</a>	polyclonal	IHC	human		 <a href="#">View</a>

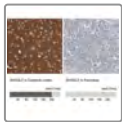


### Anti-SH2D4A antibody produced in rabbit

**Synonym(s):** Anti-Protein SH(2)A antibody produced in rabbit, Anti-SH2 domain-containing protein 4A antibody produced in rabbit

## All Photos (11)



Product No.	Clonality	Application	Species Reactivity	Citations	SDS
<a href="#">HPA001871</a>	polyclonal	IF, IHC	human	3	 <a href="#">View</a>
<a href="#">HPA001919</a>	polyclonal	IF, IHC	mouse, rat, human	3	 <a href="#">View</a>

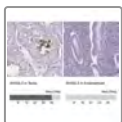


### Anti-SH3GL2 antibody produced in rabbit

**Synonym(s):** Anti-CNSA2, Anti-EEN-B1, Anti-SH3D2A, Anti-SH3P4, Anti-Endophilin-1, Anti-Endophilin-A1, Anti-SH3 domain protein 2A, Anti-SH3 domain-containing GRB2-like protein 2

## All Photos (7)


Product No.	Clonality	Application	Species Reactivity	Citations	SDS
<a href="#">HPA063573</a>	polyclonal	IHC	human		 <a href="#">View</a>
<a href="#">HPA026685</a>	polyclonal	IHC	human	1	 <a href="#">View</a>



### Anti-SH3GL3 antibody produced in rabbit

**Synonym(s):** Anti-Cnsa3, Anti-Een-b2, Anti-Hst19371, Anti-Sh3-domain grb2-like 3, Anti-Sh3d2c, Anti-Sh3p13

## All Photos (4)



Product No.	Clonality	Application	Species Reactivity	Citations	SDS
<a href="#">HPA039381</a>	polyclonal	IHC	human	1	 <a href="#">View</a>




### Anti-SH3KBP1 antibody produced in rabbit

**Synonym(s):** Anti-CD2-binding protein 3 antibody produced in rabbit, Anti-CD2BP3 antibody produced in rabbit, Anti-Cbl-interacting protein of 85 kDa antibody produced in rabbit, Anti-HSB-1 antibody produced in rabbit, Anti-Human Src-family kinase-binding protein 1 antibody produced in rabbit, Anti-SH3 domain-containing kinase-binding protein 1 antibody produced in rabbit

## All Photos (13)



Product No.	Clonality	Application	Species Reactivity	Citations	SDS
<a href="#">HPA003355</a>	polyclonal	IHC	human, mouse	10	 <a href="#">View</a>
<a href="#">HPA003351</a>	polyclonal	IHC	mouse, human	11	 <a href="#">View</a>

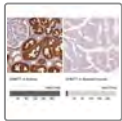


### Anti-SHMT2 antibody produced in rabbit

**Synonym(s):** Anti-Glycine hydroxymethyltransferase, Anti-SHMT, Anti-Serine hydroxymethyltransferase, mitochondrial, Anti-Serine methylase

[All Photos](#) (20)

Product No.	Clonality	Application	Species Reactivity	Citations	SDS
<a href="#">HPA020549</a>	polyclonal	IF, IHC	rat, human, mouse	13	 <a href="#">View</a>
<a href="#">HPA020543</a>	polyclonal	IF, IHC	human, mouse, rat	9	 <a href="#">View</a>

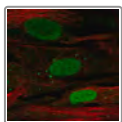


### Anti-SHMT1 antibody produced in rabbit

**Synonym(s):** Anti-Glycine hydroxymethyltransferase, Anti-SHMT, Anti-Serine hydroxymethyltransferase, cytosolic, Anti-Serine methylase

[All Photos](#) (7)

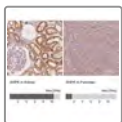
Product No.	Clonality	Application	Species Reactivity	Citations	SDS
<a href="#">HPA023314</a>	polyclonal	IF, IHC	human	10	<a href="#">View</a>



### Anti-SHOX antibody produced in rabbit

[All Photos](#) (2)

Product No.	Clonality	Application	Species Reactivity	Citations	SDS
<a href="#">HPA060931</a>	polyclonal	IF	human		<a href="#">View</a>
<a href="#">HPA035141</a>	polyclonal	IF	human		<a href="#">View</a>



### Anti-SHPK antibody produced in rabbit


[All Photos](#) (4)

Product No.	Clonality	Application	Species Reactivity	Citations	SDS
<a href="#">HPA064939</a>	polyclonal	IF, IHC	human		

## All Photos (7) **Anti-SH3PXD2A antibody produced in rabbit**

**Synonym(s):** Anti-FISH, Anti-KIAA0418, Anti-SH3 and PX domains 2A, Anti-SH3MD1


Product No.	Clonality	Application	Species Reactivity	Citations	SDS
<a href="#">HPA037923</a>	polyclonal	IHC	human, rat, mouse	2	<a href="#">View</a>
<a href="#">HPA037922</a>	polyclonal	IHC	human		<a href="#">View</a>

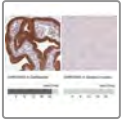


## **Anti-SH3PXD2B antibody produced in rabbit**

**Synonym(s):** Anti-FLJ20831, Anti-KIAA1295, Anti-SH3 and PX domains 2B

## All Photos (6)


Product No.	Clonality	Application	Species Reactivity	Citations	SDS
<a href="#">HPA036471</a>	polyclonal	IF, IHC	human	2	 <a href="#">View</a>



### Anti-SHROOM3 antibody produced in rabbit

**Synonym(s):** Anti-APXL3, Anti-KIAA1481, Anti-SHRM, Anti-Shrml, Anti-shroom family member 3

[All Photos](#) (6)

Product No.	Clonality	Application	Species Reactivity	Citations	SDS
<a href="#">HPA047784</a>	polyclonal	IHC	human		<a href="#">View</a>

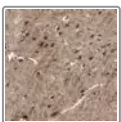


### Anti-SHROOM1 antibody produced in rabbit

**Synonym(s):** Anti-APXL2, Anti-KIAA1960

[All Photos](#) (3)

Product No.	Clonality	Application	Species Reactivity	Citations	SDS
<a href="#">HPA037691</a>	polyclonal	IF, IHC	human		<a href="#">View</a>
<a href="#">HPA037690</a>	polyclonal	IHC	human		<a href="#">View</a>



### Anti-SHROOM4 antibody produced in rabbit

**Synonym(s):** Anti-shroom family member 4 antibody produced in rabbit

[All Photos](#) (1)

Product No.	Clonality	Application	Species Reactivity	Citations	SDS
<a href="#">HPA010565</a>	polyclonal	IHC	human	1	<a href="#">View</a>



### Anti-SIGLEC8 antibody produced in rabbit

**Synonym(s):** Anti-CD329 antigen, Anti-CDw329, Anti-SAF-2, Anti-Sialic acid-binding Ig-like lectin 8 precursor, Anti-Sialoadhesin family member 2, Anti-Siglec-8

[All Photos](#) (2)

Product No.	Clonality	Application	Species Reactivity	Citations	SDS
<a href="#">HPA012556</a>	polyclonal	IHC, WB	human	4	<a href="#">View</a>



### Anti-SIGMAR1 antibody produced in rabbit

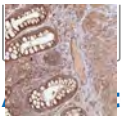
**Synonym(s):** Anti-Aging-associated gene 8 protein, Anti-SIG-1R, Anti-SR-BP, Anti-Sigma 1-type opioid receptor, Anti-Sigma1-receptor, Anti-Sigma1R, Anti-hSigmaR1

[All Photos](#) (5)

Product No.	Clonality	Application	Species Reactivity	Citations	SDS
<a href="#">HPA024071</a>	polyclonal	IHC	human		<a href="#">View</a>



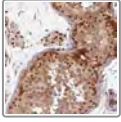
### Anti-SIK1 antibody produced in rabbit



**Synonym(s):** Anti-SNF1LK, Anti-msk

[Photos](#) (1)

Product No.	Clonality	Application	Species Reactivity	Citations	SDS
<a href="#">HPA038211</a>	polyclonal	IHC	human	9	<a href="#">View</a>

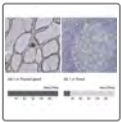


### Anti-SIK3 antibody produced in rabbit

**Synonym(s):** Anti-FLJ12240, Anti-KIAA0999, Anti-L19, Anti-QSK, Anti-SIK family kinase 3

[All Photos](#) (4)


Product No.	Clonality	Application	Species Reactivity	Citations	SDS
<a href="#">HPA045245</a>	polyclonal	IF, IHC	human	1	<a href="#">View</a>
<a href="#">HPA048161</a>	polyclonal	IF, IHC	human	2	<a href="#">View</a>

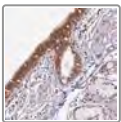


### Anti-SIL1 antibody produced in rabbit

**Synonym(s):** Anti-BAP, Anti-BiP-associated protein, Anti-Nucleotide exchange factor SIL1 precursor

[All Photos](#) (7)

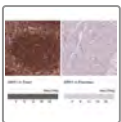
Product No.	Clonality	Application	Species Reactivity	Citations	SDS
<a href="#">HPA011949</a>	polyclonal	IHC	human	3	 <a href="#">View</a>



### Anti-SIMC1 antibody produced in rabbit

[All Photos](#) (2)


Product No.	Clonality	Application	Species Reactivity	Citations	SDS
<a href="#">HPA037890</a>	polyclonal	IF, IHC	human		<a href="#">View</a>

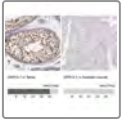


### Anti-SIPA1 antibody produced in rabbit

**Synonym(s):** Anti-SPA1

[All Photos](#) (4)

Product No.	Clonality	Application	Species Reactivity	Citations	SDS
<a href="#">HPA039867</a>	polyclonal	IF, IHC	human	4	 <a href="#">View</a>

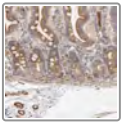


## Anti-SIPA1L1 antibody produced in rabbit

**Synonym(s):** Anti-E6-targeted protein 1 antibody produced in rabbit, Anti-High-risk human papilloma viruses E6 oncoproteins targeted protein 1 antibody produced in rabbit, Anti-Signal-induced proliferation-associated 1-like protein 1 antibody produced in rabbit

[All Photos](#) (6)

Product No.	Clonality	Application	Species Reactivity	Citations	SDS
<a href="#">HPA002875</a>	polyclonal	IF, IHC	human	2	<a href="#">View</a>

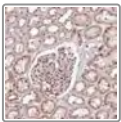


## Anti-SIPA1L2 antibody produced in rabbit

**Synonym(s):** Anti-SIPA1-like protein 2, Anti-Signal-induced proliferation-associated 1-like protein 2

[All Photos](#) (3)

Product No.	Clonality	Application	Species Reactivity	Citations	SDS
<a href="#">HPA027224</a>	polyclonal	IF	human		<a href="#">View</a>
<a href="#">HPA024181</a>	polyclonal	IHC	human		<a href="#">View</a>



## Anti-SIPA1L3 antibody produced in rabbit

**Synonym(s):** Anti-KIAA0545, Anti-signal-induced proliferation-associated 1 like 3

[All Photos](#) (3)

Product No.	Clonality	Application	Species Reactivity	Citations	SDS
<a href="#">HPA042072</a>	polyclonal	IHC	human		<a href="#">View</a>
<a href="#">HPA045480</a>	polyclonal	IF, IHC	human		<a href="#">View</a>

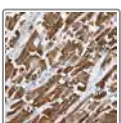


## Anti-SIRPB2 antibody produced in rabbit

**Synonym(s):** Anti-PTPN1L, Anti-PTPNS1L3, Anti-dJ776F14.2, Anti-signal-regulatory protein beta 2

[All Photos](#) (6)

Product No.	Clonality	Application	Species Reactivity	Citations	SDS
<a href="#">HPA048032</a>	polyclonal	IF, IHC	human		<a href="#">View</a>
<a href="#">HPA011548</a>	polyclonal	IHC	human		<a href="#">View</a>



## Anti-SIRPB1 antibody produced in rabbit

**Synonym(s):** Anti-CD172b, Anti-SIRP-BETA-1, Anti-signal-regulatory protein beta 1

[All Photos](#) (1)

Product No.	Clonality	Application	Species Reactivity	Citations	SDS
<a href="#">HPA047463</a>	polyclonal	IHC	human		<a href="#">View</a>

Product No.	Clonality	Application	Species Reactivity	Citations	SDS
-------------	-----------	-------------	--------------------	-----------	-----

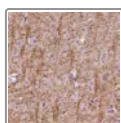


### Anti-SIRT4 antibody produced in rabbit

**Synonym(s):** Anti-SIR2L4, Anti-sirtuin (silent mating type information regulation 2 homolog) 4 (S. cerevisiae)

[All Photos \(7\)](#)

Product No.	Clonality	Application	Species Reactivity	Citations	SDS
<a href="#">HPA029691</a>	polyclonal	IHC	human	9	<a href="#">View</a>
<a href="#">HPA029692</a>	polyclonal	IHC	human	4	<a href="#">View</a>

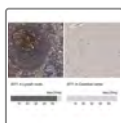


### Anti-SIRT2 antibody produced in rabbit

**Synonym(s):** Anti-NAD-dependent deacetylase sirtuin-2, Anti-SIR2-like, Anti-SIR2-like protein 2

[All Photos \(5\)](#)

Product No.	Clonality	Application	Species Reactivity	Citations	SDS
<a href="#">HPA011165</a>	polyclonal	IF, IHC	human	12	<a href="#">View</a>




### Anti-SIT1 antibody produced in rabbit

**Synonym(s):** Anti-SIT, Anti-signaling threshold regulating transmembrane adaptor 1

[All Photos \(3\)](#)

Product No.	Clonality	Application	Species Reactivity	Citations	SDS
<a href="#">HPA018506</a>	polyclonal	IHC	human	3	<a href="#">View</a>

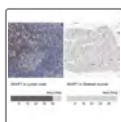


### Anti-SKAP2 antibody produced in rabbit

**Synonym(s):** Anti-RA70, Anti-SAPS, Anti-SCAP2, Anti-SKAP-HOM, Anti-src kinase associated phosphoprotein 2

[All Photos \(16\)](#)


Product No.	Clonality	Application	Species Reactivity	Citations	SDS
<a href="#">HPA024045</a>	polyclonal	IF, IHC	human		<a href="#">View</a>
<a href="#">HPA005560</a>	polyclonal	IF, IHC	human		<a href="#">View</a>

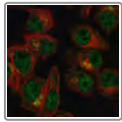


### Anti-SKAP1 antibody produced in rabbit

**Synonym(s):** Anti-SKAP-55 antibody produced in rabbit, Anti-Src family-associated phosphoprotein 1 antibody produced in rabbit, Anti-Src kinase-associated phosphoprotein 1 antibody produced in rabbit, Anti-Src kinase-associated phosphoprotein of 55 kDa antibody produced in rabbit, Anti-pp55 antibody produced in rabbit

[All Photos \(4\)](#)

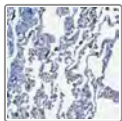
Product No.	Clonality	Application	Species Reactivity	Citations	SDS
<a href="#">HPA002969</a>	polyclonal	IF, IHC	human	1	 <a href="#">View</a>



### Anti-SLA2 antibody produced in rabbit

[All Photos](#) (2)

Product No.	Clonality	Application	Species Reactivity	Citations	SDS
<a href="#">HPA058217</a>	polyclonal	IF	human		<a href="#">View</a>
<a href="#">HPA053746</a>	polyclonal	IF	human		<a href="#">View</a>

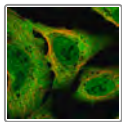


### Anti-SLA antibody produced in rabbit

**Synonym(s):** Anti-SRC-like-adapter, Anti-Src-like-adapter protein 1, Anti-hSLAP

[All Photos](#) (2)

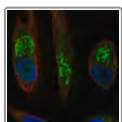
Product No.	Clonality	Application	Species Reactivity	Citations	SDS
<a href="#">HPA074192</a>	polyclonal	IF	human		<a href="#">View</a>
<a href="#">HPA012296</a>	polyclonal	IHC	human	3	<a href="#">View</a>



### Anti-SLC8A1 antibody produced in rabbit

[All Photos](#) (1)

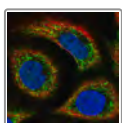
Product No.	Clonality	Application	Species Reactivity	Citations	SDS
<a href="#">HPA070007</a>	polyclonal	IF	human		<a href="#">View</a>



### Anti-SLC17A1 antibody produced in rabbit

[All Photos](#) (1)

Product No.	Clonality	Application	Species Reactivity	Citations	SDS
<a href="#">HPA050513</a>	polyclonal	IF	human	1	<a href="#">View</a>

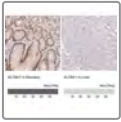


### Anti-SLC44A1 antibody produced in rabbit

[All Photos](#) (1)






Product No.	Clonality	Application	Species Reactivity	Citations	SDS
<a href="#">HPA064714</a>	polyclonal	IF	human		<a href="#">View</a>



### Anti-SLC9A1 antibody produced in rabbit

[All Photos](#) (13)

Product No.	Clonality	Application	Species Reactivity	Citations	SDS
<a href="#">HPA052891</a>	polyclonal	IF, IHC	human		<a href="#">View</a>
<a href="#">HPA048532</a>	polyclonal	IHC	human		<a href="#">View</a>

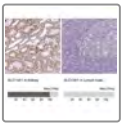


### Anti-SLC20A1 antibody produced in rabbit

**Synonym(s):** Anti-GLVR1, Anti-Glvr-1, Anti-PiT-1

[All Photos](#) (1)


Product No.	Clonality	Application	Species Reactivity	Citations	SDS
<a href="#">HPA035834</a>	polyclonal	IHC	human	1	<a href="#">View</a>



### Anti-SLC13A1 antibody produced in rabbit

**Synonym(s):** Anti-NAS1, Anti-NaSi-1, Anti-solute carrier family 13 (sodium/sulfate symporters), member 1

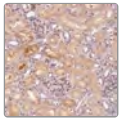
[All Photos](#) (5)

Product No.	Clonality	Application	Species Reactivity	Citations	SDS
<a href="#">HPA062714</a>	polyclonal	IHC	human		<a href="#">View</a>
<a href="#">HPA053615</a>	polyclonal	IHC	human		

[All Photos](#) (2) **Anti-SLC19A1 antibody produced in rabbit**

**Synonym(s):** Anti-FOLT, Anti-solute carrier family 19 (folate transporter), member 1

Product No.	Clonality	Application	Species Reactivity	Citations	SDS
<a href="#">HPA024802</a>	polyclonal	IF, IHC	human	9	<a href="#">View</a>

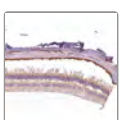


**Anti-SLC34A1 antibody produced in rabbit**

**Synonym(s):** Anti-NAPI-3, Anti-NPT2, Anti-NPTIIa, Anti-SLC11, Anti-SLC17A2, Anti-solute carrier family 34 (sodium phosphate), member 1

[All Photos](#) (6)

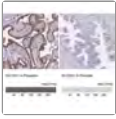
Product No.	Clonality	Application	Species Reactivity	Citations	SDS
<a href="#">HPA051255</a>	polyclonal	IF, IHC	human	6	<a href="#">View</a>



**Anti-SLC24A1 antibody produced in rabbit**

## All Photos (2)


Product No.	Clonality	Application	Species Reactivity	Citations	SDS
<a href="#">HPA039370</a>	polyclonal	IF, IHC	human		<a href="#">View</a>




### Anti-SLC2A1 antibody produced in rabbit

**Synonym(s):** Anti-DYT18, Anti-GLUT, Anti-GLUT1, Anti-HTLVR

## All Photos (4)

Product No.	Clonality	Application	Species Reactivity	Citations	SDS
<a href="#">HPA058494</a>	polyclonal	IF, IHC	human	2	 <a href="#">View</a>

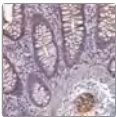


### Anti-SLC30A1 antibody produced in rabbit

**Synonym(s):** Anti-Solute carrier family 30 member 1, Anti-Zinc transporter 1, Anti-ZnT-1

## All Photos (3)

Product No.	Clonality	Application	Species Reactivity	Citations	SDS
<a href="#">HPA049000</a>	polyclonal	IF	human		<a href="#">View</a>
<a href="#">HPA015275</a>	polyclonal	IF, IHC	human	5	<a href="#">View</a>



### Anti-SLC14A1 antibody produced in rabbit

**Synonym(s):** Anti-HsT1341, Anti-JK, Anti-RACH1, Anti-RACH2

## All Photos (3)


Product No.	Clonality	Application	Species Reactivity	Citations	SDS
<a href="#">HPA058353</a>	polyclonal	IF	human		<a href="#">View</a>
<a href="#">HPA059570</a>	polyclonal	IHC	human		<a href="#">View</a>

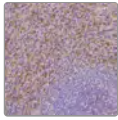


### Anti-SLC3A1 antibody produced in rabbit

**Synonym(s):** ATR1, CSNU1, D2H, NBAT, RBAT, Anti-ATR1, Anti-CSNU1, Anti-D2H, Anti-NBAT, Anti-solute carrier family 3 (cystine, dibasic and neutral amino acid transporters, activator of cystine, dibasic and neutral amino acid transport), member 1

## All Photos (8)

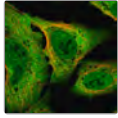
Product No.	Clonality	Application	Species Reactivity	Citations	SDS
<a href="#">HPA071102</a>	polyclonal	IF, WB	human		<a href="#">View</a>
<a href="#">HPA038360</a>	polyclonal	IHC	human	5	 <a href="#">View</a>



### Anti-SLC40A1 antibody produced in rabbit

[All Photos](#) (5)

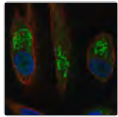
Product No.	Clonality	Application	Species Reactivity	Citations	SDS
<a href="#">HPA065634</a>	polyclonal	IF, IHC	human		<a href="#">View</a>



### Anti-SLC8A1 antibody produced in rabbit

[All Photos](#) (1)

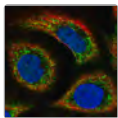
Product No.	Clonality	Application	Species Reactivity	Citations	SDS
<a href="#">HPA070007</a>	polyclonal	IF	human		<a href="#">View</a>



### Anti-SLC17A1 antibody produced in rabbit

[All Photos](#) (1)

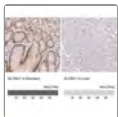
Product No.	Clonality	Application	Species Reactivity	Citations	SDS
<a href="#">HPA050513</a>	polyclonal	IF	human	1	<a href="#">View</a>



### Anti-SLC44A1 antibody produced in rabbit



[All Photos](#) (1)

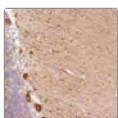
Product No.	Clonality	Application	Species Reactivity	Citations	SDS
<a href="#">HPA064714</a>	polyclonal	IF	human		<a href="#">View</a>



### Anti-SLC9A1 antibody produced in rabbit

[All Photos](#) (13)

Product No.	Clonality	Application	Species Reactivity	Citations	SDS
<a href="#">HPA052891</a>	polyclonal	IF, IHC	human		 <a href="#">View</a>
<a href="#">HPA048532</a>	polyclonal	IHC	human		 <a href="#">View</a>

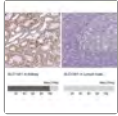


### Anti-SLC20A1 antibody produced in rabbit

**Synonym(s):** Anti-GLVR1, Anti-Glvr-1, Anti-PiT-1

## All Photos (1)


Product No.	Clonality	Application	Species Reactivity	Citations	SDS
<a href="#">HPA035834</a>	polyclonal	IHC	human	1	<a href="#">View</a>

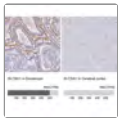


### Anti-SLC13A1 antibody produced in rabbit

**Synonym(s):** Anti-NAS1, Anti-NaSi-1, Anti-solute carrier family 13 (sodium/sulfate symporters), member 1

## All Photos (5)



Product No.	Clonality	Application	Species Reactivity	Citations	SDS
<a href="#">HPA062714</a>	polyclonal	IHC	human		<a href="#">View</a>
<a href="#">HPA053615</a>	polyclonal	IHC	human		 <a href="#">View</a>

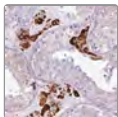


### Anti-SLC5A1 antibody produced in rabbit

**Synonym(s):** Anti-D22S675, Anti-NAGT, Anti-SGLT1

## All Photos (13)

Product No.	Clonality	Application	Species Reactivity	Citations	SDS
<a href="#">HPA055106</a>	polyclonal	IF, IHC	human	1	 <a href="#">View</a>
<a href="#">HPA051805</a>	polyclonal	IHC	human	1	 <a href="#">View</a>

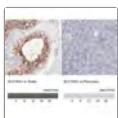


### Anti-SLC38A1 antibody produced in rabbit

**Synonym(s):** Anti-ATA1, Anti-NAT2, Anti-SAT1, Anti-solute carrier family 38, member 1

## All Photos (1)


Product No.	Clonality	Application	Species Reactivity	Citations	SDS
<a href="#">HPA052272</a>	polyclonal	IHC	human	2	<a href="#">View</a>



### Anti-SLC16A1 antibody produced in rabbit

**Synonym(s):** Anti-MCT 1, Anti-Monocarboxylate transporter 1, Anti-Solute carrier family 16 member 1

## All Photos (7)

Product No.	Clonality	Application	Species Reactivity	Citations	SDS
<a href="#">HPA003324</a>	polyclonal	IF, IHC	human	14	 <a href="#">View</a>

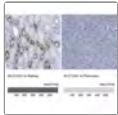


### Anti-SLC11A1 antibody produced in rabbit

**Synonym(s):** Anti-Lsh, Anti-Nramp, Anti-Nramp1, Anti-Solute carrier family 11 (proton-coupled divalent metal ion transporters), member 1

[All Photos](#) (4)



Product No.	Clonality	Application	Species Reactivity	Citations	SDS
<a href="#">HPA029590</a>	polyclonal	IHC	human	7	<a href="#">View</a>



### Anti-SLC12A1 antibody produced in rabbit

**Synonym(s):** Anti-Bumetanide-sensitive sodium-(potassium)-chloride cotransporter 2, Anti-Kidney-specific Na-K-Cl symporter, Anti-Solute carrier family 12 member 1

[All Photos](#) (13)

Product No.	Clonality	Application	Species Reactivity	Citations	SDS
<a href="#">HPA014967</a>	polyclonal	IF, IHC	human	11	 <a href="#">View</a>
<a href="#">HPA018107</a>	polyclonal	IHC	human	7	 <a href="#">View</a>



### Anti-SLC41A1 antibody produced in rabbit

**Synonym(s):** Anti-Solute carrier family 41 member 1

[All Photos](#) (2)




Product No.	Clonality	Application	Species Reactivity	Citations	SDS
<a href="#">HPA015138</a>	polyclonal	IHC	human	3	<a href="#">View</a>

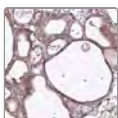


### Anti-SLC38A10 antibody produced in rabbit

**Synonym(s):** Anti-Putative sodium-coupled neutral amino acid transporter 10

[All Photos](#) (20)




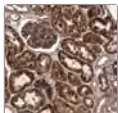
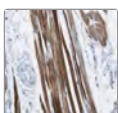
Product No.	Clonality	Application	Species Reactivity	Citations	SDS
<a href="#">HPA023161</a>	polyclonal	IHC	human	3	 <a href="#">View</a>
<a href="#">HPA021374</a>	polyclonal	IF, IHC	human	2	 <a href="#">View</a>
<a href="#">HPA024631</a>	polyclonal	IF, IHC	human	3	 <a href="#">View</a>



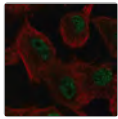


### Anti-SLC39A10 antibody produced in rabbit

**Synonym(s):** Anti-DKFZp564L2123, Anti-FLJ90515, Anti-KIAA1265, Anti-Solute carrier family 39 (zinc transporter), member 10

[All Photos](#) (4)

Product No.	Clonality	Application	Species Reactivity	Citations	SDS
<a href="#">HPA066087</a>	polyclonal	IF	human		<a href="#">View</a>
<a href="#">HPA036513</a>	polyclonal	IHC	human		<a href="#">View</a>
<a href="#">HPA036512</a>	polyclonal	IF, IHC	human		<a href="#">View</a>
	<b>Anti-SLC30A10 antibody produced in rabbit</b> <b>Synonym(s):</b> DKFZp547M236, ZNT8, ZRC1, ZnT-10				
<a href="#">All Photos</a> (1)					
Product No.	Clonality	Application	Species Reactivity	Citations	SDS
<a href="#">HPA064547</a>	polyclonal	IHC	human		<a href="#">View</a>
	<b>Anti-SLC7A10 antibody produced in rabbit</b> <b>Synonym(s):</b> Anti-asc-1				
<a href="#">All Photos</a> (1)					
Product No.	Clonality	Application	Species Reactivity	Citations	SDS
<a href="#">HPA057036</a>	polyclonal	IHC	human		<a href="#">View</a>
	<b>Anti-SLC2A10 antibody produced in rabbit</b> <b>Synonym(s):</b> Anti-GLUT10, Anti-solute carrier family 2 (facilitated glucose transporter), member 10				
<a href="#">All Photos</a> (2)					
Product No.	Clonality	Application	Species Reactivity	Citations	SDS
<a href="#">HPA041015</a>	polyclonal	IHC	human		<a href="#">View</a>
	<b>Anti-SLC25A10 antibody produced in rabbit</b> <b>Synonym(s):</b> Anti-Mitochondrial dicarboxylate carrier, Anti-Solute carrier family 25 member 10				
<a href="#">All Photos</a> (2)					
Product No.	Clonality	Application	Species Reactivity	Citations	SDS
<a href="#">HPA023048</a>	polyclonal	IHC	human	3	<a href="#">View</a>
	<b>Anti-SLC16A10 antibody produced in rabbit</b>				
<a href="#">All Photos</a> (2)					
Product No.	Clonality	Application	Species Reactivity	Citations	SDS
<a href="#">HPA016860</a>	polyclonal	IF, IHC	human	3	<a href="#">View</a>

Product No.	Clonality	Application	Species Reactivity	Citations	SDS
 <p><b>Anti-SLC25A11 antibody produced in rabbit</b></p> <p><b>Synonym(s):</b> Anti-Mitochondrial 2-oxoglutarate/malate carrier protein, Anti-OGCP, Anti-Solute carrier family 25 member 11</p> <p><a href="#">All Photos</a> (4)</p>					
Product No.	Clonality	Application	Species Reactivity	Citations	SDS
<a href="#">HPA021167</a>	polyclonal	IHC	human	2	<a href="#">View</a>
 <p><b>Anti-SLC4A11 antibody produced in rabbit</b></p> <p><a href="#">All Photos</a> (1)</p>					
Product No.	Clonality	Application	Species Reactivity	Citations	SDS
<a href="#">HPA018120</a>	polyclonal	IHC	human	5	<a href="#">View</a>
 <p><b>Anti-SLC39A11 antibody produced in rabbit</b></p> <p><a href="#">All Photos</a> (1)</p>					
Product No.	Clonality	Application	Species Reactivity	Citations	SDS
<a href="#">HPA021455</a>	polyclonal	IF	human		<a href="#">View</a>

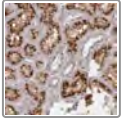


**All  
Photos** (2)

**Anti-SLC5A11 antibody produced in rabbit**

**Synonym(s):** Anti-KST1, Anti-SGLT6, Anti-SMIT2, Anti-solute carrier family 5 (sodium/glucose cotransporter), member 11

Product No.	Clonality	Application	Species Reactivity	Citations	SDS
<a href="#">HPA035331</a>	polyclonal	IF, IHC	human		<a href="#">View</a>

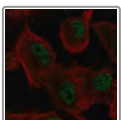


**Anti-SLC22A11 antibody produced in rabbit**

**Synonym(s):** Anti-Organic anion transporter 4, Anti-Solute carrier family 22 member 11

**All Photos** (1)

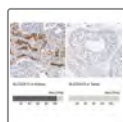
Product No.	Clonality	Application	Species Reactivity	Citations	SDS
<a href="#">HPA026076</a>	polyclonal	IHC	human		<a href="#">View</a>



**Anti-SLC39A11 antibody produced in rabbit**

**All Photos** (1)


Product No.	Clonality	Application	Species Reactivity	Citations	SDS
<a href="#">HPA021455</a>	polyclonal	IF	human		<a href="#">View</a>



### Anti-SLC22A12 antibody produced in rabbit

**Synonym(s):** Anti-Organic anion transporter 4-like protein, Anti-RST, Anti-Renal-specific transporter, Anti-Solute carrier family 22 member 12, Anti-Urate anion exchanger 1

[All Photos](#) (5)



Product No.	Clonality	Application	Species Reactivity	Citations	SDS
<a href="#">HPA024575</a>	polyclonal	IHC	human	4	 <a href="#">View</a>

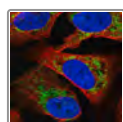


### Anti-SLC25A12 antibody produced in rabbit

**Synonym(s):** Anti-Aralar, Anti-solute carrier family 25 (mitochondrial carrier, Aralar), member 12

[All Photos](#) (10)

Product No.	Clonality	Application	Species Reactivity	Citations	SDS
<a href="#">HPA035333</a>	polyclonal	IHC	mouse, rat, human		 <a href="#">View</a>
<a href="#">HPA035334</a>	polyclonal	IHC	human		 <a href="#">View</a>

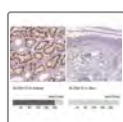


### Anti-SLC16A12 antibody produced in rabbit

**Synonym(s):** Anti-MCT12, Anti-Solute carrier family 16, member 12 (monocarboxylic acid transporter 12)


[All Photos](#) (1)

Product No.	Clonality	Application	Species Reactivity	Citations	SDS
<a href="#">HPA037587</a>	polyclonal	IHC	human	1	<a href="#">View</a>



### Anti-SLC5A12 antibody produced in rabbit

[All Photos](#) (5)

Product No.	Clonality	Application	Species Reactivity	Citations	SDS
<a href="#">HPA060904</a>	polyclonal	IHC	human		 <a href="#">View</a>

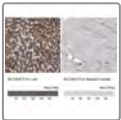


### Anti-SLC2A12 antibody produced in rabbit

**Synonym(s):** Anti-GLUT12, Anti-GLUT8, Anti-HVH2, Anti-MKP-2, Anti-TYP, Anti-solute carrier family 2 (facilitated glucose transporter), member 12

[All Photos](#) (1)

Product No.	Clonality	Application	Species Reactivity	Citations	SDS
<a href="#">HPA031593</a>	polyclonal	IHC	human	7	<a href="#">View</a>

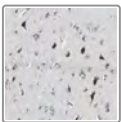


### Anti-SLC25A13 antibody produced in rabbit

**Synonym(s):** Anti-Calcium-binding mitochondrial carrier protein Aralar2, Anti-Citrin, Anti-Mitochondrial aspartate glutamate carrier 2, Anti-Solute carrier family 25 member 13

[All Photos](#) (7)

Product No.	Clonality	Application	Species Reactivity	Citations	SDS
<a href="#">HPA018997</a>	polyclonal	IF, IHC	human	4	<a href="#">View</a>



### Anti-SLC2A13 antibody produced in rabbit

**Synonym(s):** Anti-H(+)-myo-inositol cotransporter, Anti-H(+)-myo-inositol symporter, Anti-Hmit, Anti-Proton myo-inositol cotransporter

[All Photos](#) (2)

Product No.	Clonality	Application	Species Reactivity	Citations	SDS
<a href="#">HPA006584</a>	polyclonal	IF, IHC	human	3	<a href="#">View</a>



### Anti-SLC39A13 antibody produced in rabbit

**Synonym(s):** Anti-FLJ25785, Anti-Solute Carrier Family 39 (Zinc Transporter), Member 13

[All Photos](#) (4)


Product No.	Clonality	Application	Species Reactivity	Citations	SDS
<a href="#">HPA043971</a>	polyclonal	IHC	human		<a href="#">View</a>




### Anti-SLC22A13 antibody produced in rabbit

**Synonym(s):** Anti-OAT10, Anti-OCTL1, Anti-OCTL3, Anti-ORCTL3, Anti-Solute carrier family 22 (organic anion transporter), member 13

[All Photos](#) (6)

Product No.	Clonality	Application	Species Reactivity	Citations	SDS
<a href="#">HPA035603</a>	polyclonal	IHC	human	1	 <a href="#">View</a>

Product No.	Clonality	Application	Species Reactivity	Citations	SDS
<a href="#">HPA035962</a>	polyclonal	IHC	human		<a href="#">View</a>



### Anti-SLC39A14 antibody produced in rabbit

**Synonym(s):** Anti-LIV-1 subfamily of ZIP zinc transporter 4, Anti-LZT-Hs4, Anti-Solute carrier family 39 member 14, Anti-ZIP-14, Anti-Zinc transporter ZIP14, Anti-Zrt- and Irt-like protein 14

[All Photos](#) (2)

Product No.	Clonality	Application	Species Reactivity	Citations	SDS
<a href="#">HPA016508</a>	polyclonal	IF, IHC	human	6	<a href="#">View</a>



### Anti-SLC7A14 antibody produced in rabbit

[All Photos](#) (1)

Product No.	Clonality	Application	Species Reactivity	Citations	SDS
<a href="#">HPA045929</a>	polyclonal	IHC	human	4	<a href="#">View</a>

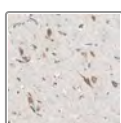


### Anti-SLC16A14 antibody produced in rabbit

**Synonym(s):** Anti-Flj30794, Anti-Mct14, Anti-Solute carrier family 16, member 14 (monocarboxylic acid transporter 14)


[All Photos](#) (5)

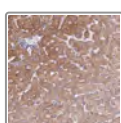
Product No.	Clonality	Application	Species Reactivity	Citations	SDS
<a href="#">HPA040518</a>	polyclonal	IF, IHC	human	4	<a href="#">View</a>



### Anti-SLC6A15 antibody produced in rabbit

[All Photos](#) (3)

Product No.	Clonality	Application	Species Reactivity	Citations	SDS
<a href="#">HPA008609</a>	polyclonal	IF, IHC, WB	human	2	 <a href="#">View</a>



### Anti-SLC25A15 antibody produced in rabbit

**Synonym(s):** Anti-D13S327, Anti-HHH, Anti-ORC1, Anti-ORNT1

[All Photos](#) (1)

Product No.	Clonality	Application	Species Reactivity	Citations	SDS
<a href="#">HPA042146</a>	polyclonal	IHC	human		<a href="#">View</a>

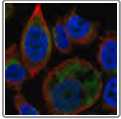
Product No.	Clonality	Application	Species Reactivity	Citations	SDS
-------------	-----------	-------------	--------------------	-----------	-----



### Anti-SLC22A16 antibody produced in rabbit

[All Photos](#) (1)

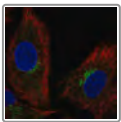
Product No.	Clonality	Application	Species Reactivity	Citations	SDS
<a href="#">HPA036902</a>	polyclonal	IHC	human	2	<a href="#">View</a>



### Anti-SLC25A16 antibody produced in rabbit

[All Photos](#) (1)

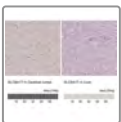
Product No.	Clonality	Application	Species Reactivity	Citations	SDS
<a href="#">HPA036243</a>	polyclonal	IF	human		<a href="#">View</a>



### Anti-SLC6A16 antibody produced in rabbit

[All Photos](#) (1)


Product No.	Clonality	Application	Species Reactivity	Citations	SDS
<a href="#">HPA076812</a>	polyclonal	IF	human		<a href="#">View</a>

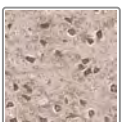


### Anti-SLC6A17 antibody produced in rabbit

**Synonym(s):** Anti-Orphan sodium- and chloride-dependent neurotransmitter transporter NTT4, Anti-Solute carrier family 6 member 17

[All Photos](#) (3)

Product No.	Clonality	Application	Species Reactivity	Citations	SDS
<a href="#">HPA008044</a>	polyclonal	IHC	human	2	 <a href="#">View</a>

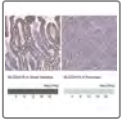


### Anti-SLC22A17 antibody produced in rabbit

**Synonym(s):** Anti-Brain-type organic cation transporter antibody produced in rabbit, Anti-Solute carrier family 22 member 17 antibody produced in rabbit



[All Photos](#) (1)

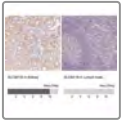
Product No.	Clonality	Application	Species Reactivity	Citations	SDS
<a href="#">HPA002728</a>	polyclonal	IHC	human	3	<a href="#">View</a>



## Anti-SLC22A18 antibody produced in rabbit

[All Photos](#) (6)


Product No.	Clonality	Application	Species Reactivity	Citations	SDS
<a href="#">HPA071461</a>	polyclonal	IHC	human		 <a href="#">View</a>
<a href="#">HPA067812</a>	polyclonal	IHC	human		 <a href="#">View</a>

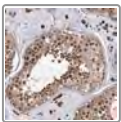


## Anti-SLC6A18 antibody produced in rabbit

**Synonym(s):** Anti-Sodium- and chloride-dependent transporter XTRP2, Anti-Solute carrier family 6 member 18

[All Photos](#) (3)

Product No.	Clonality	Application	Species Reactivity	Citations	SDS
<a href="#">HPA011885</a>	polyclonal	IHC	human	2	 <a href="#">View</a>



## Anti-SLC4A1AP antibody produced in rabbit

**Synonym(s):** Anti-HLC3, Anti-kanadaptin

[All Photos](#) (2)

Product No.	Clonality	Application	Species Reactivity	Citations	SDS
<a href="#">HPA036679</a>	polyclonal	IF, IHC	human		<a href="#">View</a>



## Anti-SLC20A2 antibody produced in rabbit

**Synonym(s):** Anti-GLVR-2, Anti-Phosphate transporter 2, Anti-PiT-2, Anti-Pit2, Anti-Sodium-dependent phosphate transporter 2, Anti-Solute carrier family 20 member 2

[All Photos](#) (1)


Product No.	Clonality	Application	Species Reactivity	Citations	SDS
<a href="#">HPA026540</a>	polyclonal	IHC	human	2	<a href="#">View</a>

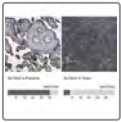


## Anti-SLC43A2 antibody produced in rabbit

**Synonym(s):** Anti-L-type amino L-acid transporter 4, Anti-Large neutral amino acids transporter small subunit 4, Anti-Solute carrier family 43 member 2

[All Photos](#) (4)


Product No.	Clonality	Application	Species Reactivity	Citations		SDS
<a href="#">HPA021564</a>	polyclonal	IHC, WB	human	1		<a href="#">View</a>




### Anti-SLC4A2 antibody produced in rabbit

**Synonym(s):** Anti-AE 2, Anti-Anion exchange protein 2, Anti-Anion exchanger 2, Anti-BND3L, Anti-Non-erythroid band 3-like protein, Anti-Solute carrier family 4 member 2

#### All Photos (4)


Product No.	Clonality	Application	Species Reactivity	Citations		SDS
<a href="#">HPA019339</a>	polyclonal	IF, IHC	human	4		<a href="#">View</a>




### Anti-SLC10A2 antibody produced in rabbit

**Synonym(s):** Anti-ASBT, Anti-IBAT, Anti-ISBT, Anti-Ileal sodium/bile acid cotransporter

#### All Photos (2)


Product No.	Clonality	Application	Species Reactivity	Citations		SDS
<a href="#">HPA004795</a>	polyclonal	IHC	human	5		<a href="#">View</a>



### Anti-SLC29A2 antibody produced in rabbit

**Synonym(s):** Anti-Equilibrative NBMPR-insensitive nucleoside transporter, Anti-Equilibrative nitrobenzylmercaptapurine riboside-insensitive nucleoside transporter, Anti-Equilibrative nucleoside transporter 2, Anti-Nucleoside transporter, ei-type, Anti-Solute carrier family 29 member 2


#### All Photos (2)

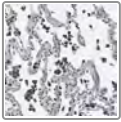
Product No.	Clonality	Application	Species Reactivity	Citations		SDS
<a href="#">HPA018168</a>	polyclonal	IHC	human	6		<a href="#">View</a>

[All](#)

## Anti-SLC13A2 antibody produced in rabbit

**Photos** (3) **Synonym(s):** Anti-Na(+)/dicarboxylate cotransporter 1, Anti-Renal sodium/dicarboxylate cotransporter, Anti-Solute carrier family 13 member 2

Product No.	Clonality	Application	Species Reactivity	Citations	SDS
<a href="#">HPA014963</a>	polyclonal	IHC	human	4	 <a href="#">View</a>



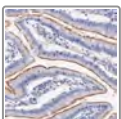
## Anti-SLC19A2 antibody produced in rabbit

**Synonym(s):** Anti-Solute carrier family 19 member 2 antibody produced in rabbit, Anti-TC1 antibody produced in rabbit, Anti-ThTr-1 antibody produced in rabbit, Anti-ThTr1 antibody produced in rabbit, Anti-Thiamine carrier 1 antibody produced in rabbit, Anti-Thiamine transporter 1 antibody produced in rabbit

[All](#)

**Photos** (1)

Product No.	Clonality	Application	Species Reactivity	Citations	SDS
<a href="#">HPA016599</a>	polyclonal	IHC	human		<a href="#">View</a>



## Anti-SLC44A2 antibody produced in rabbit

**Synonym(s):** Anti-Choline transporter-like protein 2 antibody produced in rabbit, Anti-Solute carrier family 44 member 2 antibody produced in rabbit



**All  
Photos** (1)

Product No.	Clonality	Application	Species Reactivity	Citations	SDS
<a href="#">HPA003228</a>	polyclonal	IHC	human	1	<a href="#">View</a>

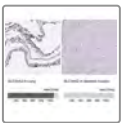


**Anti-SLC39A2 antibody produced in rabbit**

**Synonym(s):** Anti-ZIP2, Anti-solute carrier family 39 (zinc transporter), member 2

**All Photos** (1)


Product No.	Clonality	Application	Species Reactivity	Citations	SDS
<a href="#">HPA030489</a>	polyclonal	IHC	human		<a href="#">View</a>



**Anti-SLC34A2 antibody produced in rabbit**

**Synonym(s):** Anti-NAPI-3B, Anti-Solute carrier family 34 (sodium phosphate), member 2

**All Photos** (5)

Product No.	Clonality	Application	Species Reactivity	Citations	SDS
<a href="#">HPA037989</a>	polyclonal	IHC	human	3	 <a href="#">View</a>

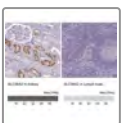


**Anti-SLC17A2 antibody produced in rabbit**

**Synonym(s):** Anti-NPT3, Anti-Solute carrier family 17 (sodium phosphate), member 2

**All Photos** (1)



Product No.	Clonality	Application	Species Reactivity	Citations	SDS
<a href="#">HPA038270</a>	polyclonal	IHC	human		<a href="#">View</a>

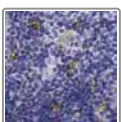


**Anti-SLC36A2 antibody produced in rabbit**

**Synonym(s):** Anti-PAT2, Anti-Solute Carrier Family 36 (Proton/Amino Acid Symporter), Member 2, Anti-TRAMD1, Anti-tramdorin

**All  
Photos** (6)

Product No.	Clonality	Application	Species Reactivity	Citations	SDS
<a href="#">HPA044002</a>	polyclonal	IHC	human		 <a href="#">View</a>
<a href="#">HPA062229</a>	polyclonal	IHC	human		 <a href="#">View</a>

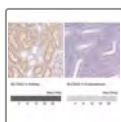


**Anti-SLC46A2 antibody produced in rabbit**

**Synonym(s):** Anti-Ly110, Anti-TSCOT, Anti-solute carrier family 46, member 2

**All Photos** (1)


Product No.	Clonality	Application	Species Reactivity	Citations	SDS
<a href="#">HPA020098</a>	polyclonal	IHC	human		<a href="#">View</a>



### Anti-SLC5A2 antibody produced in rabbit

**Synonym(s):** Anti-SGLT2, Anti-Solute Carrier Family 5 (Sodium/Glucose Cotransporter), Member 2

[All Photos](#) (5)

Product No.	Clonality	Application	Species Reactivity	Citations	SDS
<a href="#">HPA041603</a>	polyclonal	IHC	human	6	 <a href="#">View</a>



### Anti-SLC12A2 antibody produced in rabbit

[All Photos](#) (2)


Product No.	Clonality	Application	Species Reactivity	Citations	SDS
<a href="#">HPA063697</a>	polyclonal	IF	human		<a href="#">View</a>
<a href="#">HPA020130</a>	polyclonal	IHC	human	5	<a href="#">View</a>

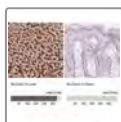


### Anti-SLC16A2 antibody produced in rabbit

**Synonym(s):** Anti-MCT 7, Anti-MCT 8, Anti-Monocarboxylate transporter 8, Anti-Solute carrier family 16 member 2, Anti-X-linked PEST-containing transporter

[All Photos](#) (13)


Product No.	Clonality	Application	Species Reactivity	Citations	SDS
<a href="#">HPA072719</a>	polyclonal	IF, IHC	human, mouse	1	 <a href="#">View</a>
<a href="#">HPA003353</a>	polyclonal	IF, IHC (p)	mouse, human	11	<a href="#">View</a>



### Anti-SLC2A2 antibody produced in rabbit

**Synonym(s):** Anti-GLUT2


[All Photos](#) (5)

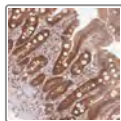
Product No.	Clonality	Application	Species Reactivity	Citations	SDS
<a href="#">HPA028998</a>	polyclonal	IF	human		<a href="#">View</a>
<a href="#">HPA028997</a>	polyclonal	IHC	human	4	 <a href="#">View</a>



### Anti-SLC26A2 antibody produced in rabbit

## All Photos (6)

Product No.	Clonality	Application	Species Reactivity	Citations	SDS
<a href="#">HPA058090</a>	polyclonal	IHC, WB	human		<a href="#">View</a>



### Anti-SLC52A2 antibody produced in rabbit

## All Photos (1)



Product No.	Clonality	Application	Species Reactivity	Citations	SDS
<a href="#">HPA063036</a>	polyclonal	IHC	human		<a href="#">View</a>

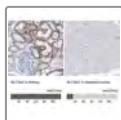


### Anti-SLC28A2 antibody produced in rabbit

**Synonym(s):** Anti-CNT2, Anti-HCNT2, Anti-HsT17153, Anti-SPNT1

## All Photos (13)


Product No.	Clonality	Application	Species Reactivity	Citations	SDS
<a href="#">HPA046068</a>	polyclonal	IHC	human		<a href="#">View</a>
<a href="#">HPA055623</a>	polyclonal	IHC	human		<a href="#">View</a>

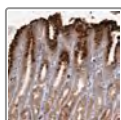


### Anti-SLC3A2 antibody produced in rabbit

**Synonym(s):** Anti-4F2, Anti-4F2HC, Anti-4T2HC, Anti-CD98, Anti-solute carrier family 3 (activators of dibasic and neutral amino acid transport), member 2

## All Photos (7)

Product No.	Clonality	Application	Species Reactivity	Citations	SDS	
<a href="#">HPA017980</a>	polyclonal	IF, IHC	human	10		<a href="#">View</a>

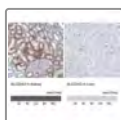


### Anti-SLC41A2 antibody produced in rabbit

**Synonym(s):** Anti-DKFZP434K0427, Anti-Solute carrier family 41, member 2

## All Photos (1)


Product No.	Clonality	Application	Species Reactivity	Citations	SDS
<a href="#">HPA038658</a>	polyclonal	IHC	human		<a href="#">View</a>

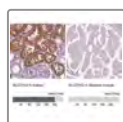


### Anti-SLC22A2 antibody produced in rabbit

**Synonym(s):** Anti-Organic cation transporter 2, Anti-Solute carrier family 22 member 2, Anti-hOCT2

## All Photos (5)


Product No.	Clonality	Application	Species Reactivity	Citations	SDS
<a href="#">HPA008567</a>	polyclonal	IHC	human	8	 <a href="#">View</a>



### Anti-SLC27A2 antibody produced in rabbit

**Synonym(s):** Anti-FATP-2, Anti-Solute carrier family 27 member 2, Anti-THCA-CoA ligase, Anti-VLACS, Anti-VLCS, Anti-Very long-chain acyl-CoA synthetase, Anti-Very long-chain-fatty-acid-CoA ligase

[All Photos](#) (5)

Product No.	Clonality	Application	Species Reactivity	Citations	SDS
<a href="#">HPA026089</a>	polyclonal	IHC	human	6	 <a href="#">View</a>

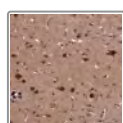


### Anti-SLC35A2 antibody produced in rabbit

**Synonym(s):** Anti-UGALT, Anti-UGAT, Anti-UGT, Anti-UGT1, Anti-UGT2, Anti-UGTL, Anti-solute carrier family 35 (UDP-galactose transporter), member A2

[All Photos](#) (5)

Product No.	Clonality	Application	Species Reactivity	Citations	SDS
<a href="#">HPA036087</a>	polyclonal	IF, IHC	human	5	<a href="#">View</a>

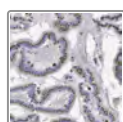


### Anti-SLC11A2 antibody produced in rabbit

**Synonym(s):** Anti-DCT1, Anti-DMT1, Anti-NRAMP2, Anti-Solute carrier Family 11 (proton-coupled divalent metal ion transporters), member 2

[All Photos](#) (2)

Product No.	Clonality	Application	Species Reactivity	Citations	SDS
<a href="#">HPA032140</a>	polyclonal	IF, IHC	human	2	<a href="#">View</a>



### Anti-SLC37A2 antibody produced in rabbit

**Synonym(s):** Anti-Solute carrier family 37 member 2, Anti-Sugar phosphate exchanger 2

[All Photos](#) (1)

Product No.	Clonality	Application	Species Reactivity	Citations	SDS
<a href="#">HPA014948</a>	polyclonal	IHC	human	4	<a href="#">View</a>




### Anti-SLC31A2 antibody produced in rabbit

**Synonym(s):** Anti-Copper transporter 2, Anti-Probable low affinity copper uptake protein 2, Anti-Solute carrier family 31 member 2, Anti-hCTR2

[All Photos](#) (2)



Product No.	Clonality	Application	Species Reactivity	Citations	SDS
<a href="#">HPA014861</a>	polyclonal	IF, IHC	human	2	<a href="#">View</a>



### Anti-SLC25A20 antibody produced in rabbit

**Synonym(s):** Anti-CAC, Anti-CACT, Anti-solute carrier family 25 (carnitine/acylcarnitine translocase), member 20, Anti-Carnitine/acylcarnitine translocase, Anti-Mitochondrial carnitine/acylcarnitine carrier protein, Anti-Solute carrier family 25 member 20

[All Photos](#) (7)

Product No.	Clonality	Application	Species Reactivity	Citations	SDS
<a href="#">HPA029863</a>	polyclonal	IF, IHC	human	1	 <a href="#">View</a>
<a href="#">HPA016862</a>	polyclonal	IHC	human	2	 <a href="#">View</a>

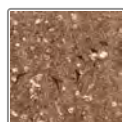


### Anti-SLC25A21 antibody produced in rabbit

**Synonym(s):** Anti-Mitochondrial 2-oxodicarboxylate carrier antibody produced in rabbit, Anti-Solute carrier family 25 member 21 antibody produced in rabbit

[All Photos](#) (2)

Product No.	Clonality	Application	Species Reactivity	Citations	SDS
<a href="#">HPA000662</a>	polyclonal	IHC	human	2	<a href="#">View</a>




### Anti-SLC25A22 antibody produced in rabbit

**Synonym(s):** Anti-FLJ13044, Anti-GC1, Anti-NET44, Anti-solute carrier family 25 (mitochondrial carrier: glutamate), member 22

[All Photos](#) (7)

Product No.	Clonality	Application	Species Reactivity	Citations	SDS
<a href="#">HPA014662</a>	polyclonal	IF, IHC	mouse, human, rat	6	<a href="#">View</a>



### Anti-SLC25A23 antibody produced in rabbit

**Synonym(s):** Anti-APC2, Anti-FLJ30339, Anti-MGC2615, Anti-solute carrier family 25 (mitochondrial carrier; phosphate carrier), member 23

[All Photos](#) (3)

Product No.	Clonality	Application	Species Reactivity	Citations	SDS
<a href="#">HPA009675</a>	polyclonal	IF	human		<a href="#">View</a>
<a href="#">HPA050883</a>	polyclonal	IHC	human		<a href="#">View</a>



### Anti-SLC25A25 antibody produced in rabbit

**Synonym(s):** Anti-Calcium-binding mitochondrial carrier protein S<sub>Ca</sub>MC-2, Anti-Mitochondrial ATP-Mg/Pi carrier protein 3, Anti-Mitochondrial Ca<sup>2+</sup>, Anti-Small calcium-binding mitochondrial carrier protein 2, Anti-Solute

[All](#) carrier family 25 member 25

[Photos](#) (6)

Product No.	Clonality	Application	Species Reactivity	Citations	SDS
<a href="#">HPA020381</a>	polyclonal	IHC	mouse, rat, human	2	<a href="#">View</a>

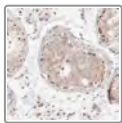


### Anti-SLC22A25 antibody produced in rabbit

**Synonym(s):** Anti-HIMTP, Anti-MGC120420, Anti-Solute carrier family 22, member 25, Anti-UST6

[All Photos](#) (1)

Product No.	Clonality	Application	Species Reactivity	Citations	SDS
<a href="#">HPA039390</a>	polyclonal	IHC	human		<a href="#">View</a>



### Anti-SLC25A26 antibody produced in rabbit

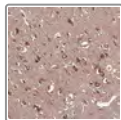
**Synonym(s):** Anti-Mitochondrial S-adenosylmethionine transporter, Anti-S-adenosylmethionine mitochondrial carrier protein, Anti-Solute carrier family 25 member 26

[All Photos](#) (5)

Product No.	Clonality	Application	Species Reactivity	Citations	SDS
<a href="#">HPA026887</a>	polyclonal	IF, IHC	human	3	

## [All Photos](#) (1) **Anti-SLC25A27 antibody produced in rabbit**

Product No.	Clonality	Application	Species Reactivity	Citations	SDS
<a href="#">HPA069732</a>	polyclonal	IF	human		<a href="#">View</a>




## **Anti-SLC41A3 antibody produced in rabbit**

**Synonym(s):** Anti-FLJ20473, Anti-solute carrier family 41, member 3

## [All Photos](#) (3)


Product No.	Clonality	Application	Species Reactivity	Citations	SDS
<a href="#">HPA045847</a>	polyclonal	IF, IHC	human		<a href="#">View</a>

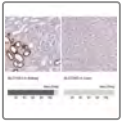


## **Anti-SLC39A3 antibody produced in rabbit**

**Synonym(s):** Anti-Solute carrier family 39 (zinc transporter), member 3, Anti-Zip3


## [All Photos](#) (5)

Product No.	Clonality	Application	Species Reactivity	Citations	SDS
<a href="#">HPA042139</a>	polyclonal	IF, IHC	human		 <a href="#">View</a>
<a href="#">HPA058526</a>	polyclonal	IHC	human		<a href="#">View</a>



### Anti-SLC12A3 antibody produced in rabbit

[All Photos](#) (5)


Product No.	Clonality	Application	Species Reactivity	Citations	SDS
<a href="#">HPA028748</a>	polyclonal	IHC	human	10	 <a href="#">View</a>

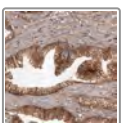


### Anti-SLC26A3 antibody produced in rabbit

**Synonym(s):** Anti-CLD, Anti-DRA, Anti-solute carrier family 26, member 3

[All Photos](#) (5)

Product No.	Clonality	Application	Species Reactivity	Citations	SDS
<a href="#">HPA036055</a>	polyclonal	IHC	human	1	 <a href="#">View</a>

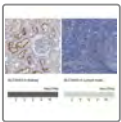


### Anti-SLC22A3 antibody produced in rabbit

**Synonym(s):** Anti-BAT, Anti-EMT, Anti-OCT3, Anti-solute carrier family 22 (extraneuronal monoamine transporter), member 3

[All Photos](#) (5)


Product No.	Clonality	Application	Species Reactivity	Citations	SDS
<a href="#">HPA029750</a>	polyclonal	IF, IHC	human	1	<a href="#">View</a>



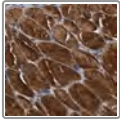
### Anti-SLC34A3 antibody produced in rabbit

**Synonym(s):** Anti-NaPi-2c, Anti-Sodium-dependent phosphate transport protein 2C, Anti-Sodium-phosphate transport protein 2C, Anti-Sodium/phosphate cotransporter 2C

[All Photos](#) (3)

Product No.	Clonality	Application	Species Reactivity	Citations	SDS
<a href="#">HPA023776</a>	polyclonal	IHC	human		 <a href="#">View</a>



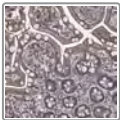


### Anti-SLC16A3 antibody produced in rabbit

**Synonym(s):** Anti-MCT 3, Anti-MCT 4, Anti-Monocarboxylate transporter 3, Anti-Monocarboxylate transporter 4, Anti-Solute carrier family 16 member 3

**All Photos** (5)

Product No.	Clonality	Application	Species Reactivity	Citations	SDS
<a href="#">HPA021451</a>	polyclonal	IF, IHC	rat, human, mouse	17	<a href="#">View</a>

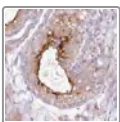


### Anti-SLC46A3 antibody produced in rabbit

**Synonym(s):** Anti-DKFZp686A1775, Anti-FLJ42613, Anti-Solute carrier family 46, member 3

**All Photos** (6)

Product No.	Clonality	Application	Species Reactivity	Citations	SDS
<a href="#">HPA039930</a>	polyclonal	IF, IHC	human		<a href="#">View</a>



### Anti-SLC52A3 antibody produced in rabbit

**Synonym(s):** C20orf54, RFVT3, bA371L19.1, hRFT2, Anti-C20orf54, Anti-RFVT3, Anti-bA371L19.1, Anti-hRFT2, Anti-solute carrier family 52, riboflavin transporter, member 3

**All Photos** (2)


Product No.	Clonality	Application	Species Reactivity	Citations	SDS
<a href="#">HPA059078</a>	polyclonal	IHC	human		<a href="#">View</a>
<a href="#">HPA049391</a>	polyclonal	IHC	human	1	<a href="#">View</a>

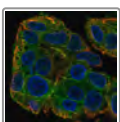


### Anti-SLC13A3 antibody produced in rabbit

**Synonym(s):** NADC3, SDCT2, Anti-Na(+)/dicarboxylate cotransporter 3, Anti-NaDC-3, Anti-Sodium-dependent high-affinity dicarboxylate transporter 2, Anti-Solute carrier family 13 member 3, Anti-hNaDC3, Anti-Na(+)/dicarboxylate cotransporter 3

**All Photos** (5)

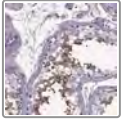
Product No.	Clonality	Application	Species Reactivity	Citations	SDS
<a href="#">HPA014333</a>	polyclonal	IF	human		<a href="#">View</a>
<a href="#">HPA014736</a>	polyclonal	IHC	human	6	 <a href="#">View</a>
<a href="#">HPA014353</a>	polyclonal	IHC	human		<a href="#">View</a>



### Anti-SLC38A3 antibody produced in rabbit

## All Photos (1)

Product No.	Clonality	Application	Species Reactivity	Citations	SDS
<a href="#">HPA031871</a>	polyclonal	IF	human		<a href="#">View</a>



### Anti-SLC2A3 antibody produced in rabbit

**Synonym(s):** Anti-GLUT3, Anti-GTR3, Anti-Glucose transporter type 3, brain, Anti-Solute carrier family 2, facilitated glucose transporter member 3

## All Photos (2)

Product No.	Clonality	Application	Species Reactivity	Citations	SDS
<a href="#">HPA006539</a>	polyclonal	IF, IHC	human	11	<a href="#">View</a>

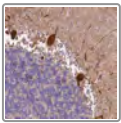


### Anti-SLC10A3 antibody produced in rabbit

**Synonym(s):** Anti-P3 protein, Anti-Solute carrier family 10 member 3

## All Photos (2)

Product No.	Clonality	Application	Species Reactivity	Citations	SDS
<a href="#">HPA021656</a>	polyclonal	IHC	human	1	<a href="#">View</a>

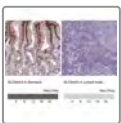


### Anti-SLC24A3 antibody produced in rabbit

**Synonym(s):** Anti-solute carrier family 24 (sodium/potassium/calcium exchanger), member 3

## All Photos (1)


Product No.	Clonality	Application	Species Reactivity	Citations	SDS
<a href="#">HPA045497</a>	polyclonal	IHC	human		<a href="#">View</a>

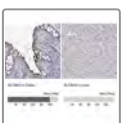


### Anti-SLC44A3 antibody produced in rabbit

**Synonym(s):** Anti-CTL3, Anti-MGC45474, Anti-solute carrier family 44, member 3

## All Photos (4)



Product No.	Clonality	Application	Species Reactivity	Citations	SDS
<a href="#">HPA047433</a>	polyclonal	IHC	human	1	 <a href="#">View</a>



### Anti-SLC9A3 antibody produced in rabbit

**Synonym(s):** Anti-NHE3, Anti-Solute carrier family 9 (sodium/hydrogen exchanger), member 3

## All Photos (15)

Product No.	Clonality	Application	Species Reactivity	Citations	SDS
<a href="#">HPA036493</a>	polyclonal	IF, IHC	human	3	 <a href="#">View</a>
<a href="#">HPA036669</a>	polyclonal	IHC	human	3	 <a href="#">View</a>

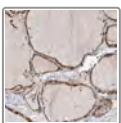


### Anti-SLC15A3 antibody produced in rabbit

**Synonym(s):** Anti-PHT2, Anti-Solute carrier Family 15, member 3, Anti-hPTR3

#### All Photos (3)

Product No.	Clonality	Application	Species Reactivity	Citations	SDS
<a href="#">HPA047880</a>	polyclonal	IHC	human		<a href="#">View</a>



### Anti-SLC43A3 antibody produced in rabbit

**Synonym(s):** DKFZp762A227, Eeg1, FOAP-13, PRO1659, SEEEG-1, Anti-DKFZp762A227, Anti-Eeg1, Anti-FLJ32069, Anti-FOAP-13, Anti-PRO1659, Anti-SEEEG-1, Anti-solute carrier family 43, member 3

#### All Photos (7)

Product No.	Clonality	Application	Species Reactivity	Citations	SDS
<a href="#">HPA077244</a>	polyclonal	IF	human		<a href="#">View</a>
<a href="#">HPA030551</a>	polyclonal	IHC	human	7	<a href="#">View</a>

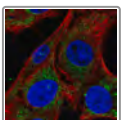


### Anti-SLC25A31 antibody produced in rabbit

**Synonym(s):** Anti-ADP,ATP carrier protein 4, Anti-ADP/ATP translocase 4, Anti-ANT 4, Anti-Adenine nucleotide translocator 4, Anti-Solute carrier family 25 member 31, Anti-Sperm flagellar energy carrier protein

#### All Photos (4)

Product No.	Clonality	Application	Species Reactivity	Citations	SDS
<a href="#">HPA015064</a>	polyclonal	IF, IHC	human	4	<a href="#">View</a>
<a href="#">HPA016841</a>	polyclonal	IF, IHC	human	3	<a href="#">View</a>



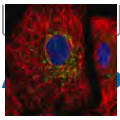
### Anti-SLC25A34 antibody produced in rabbit

#### All Photos (1)

Product No.	Clonality	Application	Species Reactivity	Citations	SDS
<a href="#">HPA069806</a>	polyclonal	IF	human		<a href="#">View</a>



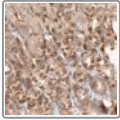
### Anti-SLC25A35 antibody produced in rabbit



**Synonym(s):** Anti-FLJ40217, Anti-solute carrier family 25, member 35

[Photos](#) (1)

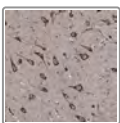
Product No.	Clonality	Application	Species Reactivity	Citations	SDS
<a href="#">HPA051720</a>	polyclonal	IF	human		<a href="#">View</a>



### Anti-SLC25A36 antibody produced in rabbit

[All Photos](#) (5)

Product No.	Clonality	Application	Species Reactivity	Citations	SDS
<a href="#">HPA027036</a>	polyclonal	IF, IHC	human	1	<a href="#">View</a>

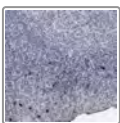


### Anti-SLC25A38 antibody produced in rabbit

**Synonym(s):** Anti-Flj20551, Anti-Solute carrier family 25, member 38

[All Photos](#) (1)

Product No.	Clonality	Application	Species Reactivity	Citations	SDS
<a href="#">HPA041027</a>	polyclonal	IHC	human		<a href="#">View</a>



### Anti-SLC25A39 antibody produced in rabbit

**Synonym(s):** Anti-CGI-69, Anti-FLJ22407, Anti-solute carrier family 25, member 39

[All Photos](#) (1)



Product No.	Clonality	Application	Species Reactivity	Citations	SDS
<a href="#">HPA026785</a>	polyclonal	IHC	human	5	<a href="#">View</a>

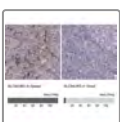


### Anti-SLC9A3R1 antibody produced in rabbit

**Synonym(s):** Anti-EBP50, Anti-Ezrin-radixin-moesin-binding phosphoprotein 50, Anti-NHERF-1, Anti-Na(+)/H(+) exchange regulatory cofactor NHE-RF, Anti-Regulatory cofactor of Na(+)/H(+) exchanger, Anti-Sodium-hydrogen exchanger regulatory factor 1, Anti-Solute carrier family 9 isoform A3 regulatory, Anti-AB023051.1, Anti-D6S52E, Anti-G3, Anti-NCRNA00149, Anti-NHERF, Anti-solute carrier family 9 (sodium/hydrogen exchanger), member 3 regulator 1

[All Photos](#) (20)


Product No.	Clonality	Application	Species Reactivity	Citations	SDS
<a href="#">HPA009672</a>	polyclonal	IHC	human	7	 <a href="#">View</a>
<a href="#">HPA027247</a>	polyclonal	IF, IHC	human	1	 <a href="#">View</a>

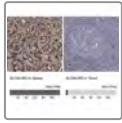


### Anti-SLC9A3R2

**Synonym(s):** E3KARP, NHERF-2, SIP-1, TKA-1

## All Photos (4)


Product No.	Clonality	Application	Species Reactivity	Citations	SDS
<a href="#">HPA066520</a>	polyclonal	IHC, WB	human		 <a href="#">View</a>

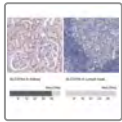


### Anti-SLC9A3R2 antibody produced in rabbit

**Synonym(s):** Anti-NHE3 kinase A regulatory protein E3KARP antibody produced in rabbit, Anti-NHERF-2 antibody produced in rabbit, Anti-Na<sup>+</sup>/H<sup>+</sup> exchange regulatory cofactor NHE-RF2 antibody produced in rabbit, Anti-SIP-1 antibody produced in rabbit, Anti-SRY-interacting protein 1 antibody produced in rabbit, Anti-Solute carrier family 9 isoform A3 regulatory factor 2 antibody produced in rabbit, Anti-TKA-1 antibody produced in rabbit, Anti-Tyrosine kinase activator protein 1 antibody produced in rabbit

## All Photos (3)



Product No.	Clonality	Application	Species Reactivity	Citations	SDS
<a href="#">HPA001672</a>	polyclonal	IHC	human	7	 <a href="#">View</a>

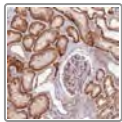


### Anti-SLC37A4 antibody produced in rabbit

**Synonym(s):** Anti-G6PT1, Anti-G6PT2, Anti-G6PT3, Anti-GSD1b, Anti-GSD1c

## All Photos (7)

Product No.	Clonality	Application	Species Reactivity	Citations	SDS
<a href="#">HPA038939</a>	polyclonal	IF, IHC	human	1	 <a href="#">View</a>
<a href="#">HPA038940</a>	polyclonal	IHC	human		 <a href="#">View</a>



### Anti-SLC16A4 antibody produced in rabbit


**Synonym(s):** Anti-MCT4, Anti-MCT5, Anti-solute carrier family 16, member 4 (monocarboxylic acid transporter 5)

## All Photos (5)

Product No.	Clonality	Application	Species Reactivity	Citations	SDS
<a href="#">HPA046986</a>	polyclonal	IF, IHC	human	1	

**All****Anti-SLC36A4 antibody produced in rabbit****Photos** (5)

**Synonym(s):** Anti-Proton-coupled amino acid transporter 4, Anti-Proton/amino acid transporter 4, Anti-Solute carrier family 36 member 4

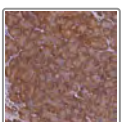
Product No.	Clonality	Application	Species Reactivity	Citations	SDS
<a href="#">HPA017887</a>	polyclonal	IF, IHC	human	5	 <a href="#">View</a>

**Anti-SLC30A4 antibody produced in rabbit**

**Synonym(s):** Anti-Solute carrier family 30 member 4, Anti-Zinc transporter 4, Anti-ZnT-4

**All Photos** (1)

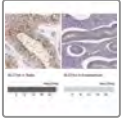
Product No.	Clonality	Application	Species Reactivity	Citations	SDS
<a href="#">HPA018178</a>	polyclonal	IHC	human	8	<a href="#">View</a>

**Anti-SLC12A4 antibody produced in rabbit**

**Synonym(s):** Anti-Kcc1, Anti-Solute carrier family 12 (potassium/chloride transporters), member 4

**All Photos** (2)


Product No.	Clonality	Application	Species Reactivity	Citations	SDS
<a href="#">HPA041138</a>	polyclonal	IF, IHC	human		<a href="#">View</a>



### Anti-SLC7A4 antibody produced in rabbit

**Synonym(s):** Anti-CAT-4, Anti-HCAT3, Anti-Solute carrier family 7 (cationic amino acid transporter, y+ system), member 4, Anti-VH

[All Photos](#) (4)

Product No.	Clonality	Application	Species Reactivity	Citations	SDS
<a href="#">HPA031023</a>	polyclonal	IHC	human		 <a href="#">View</a>

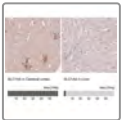


### Anti-SLC13A4 antibody produced in rabbit

**Synonym(s):** Anti-SUT-1, Anti-SUT1, Anti-solute carrier family 13 (sodium/sulfate symporters), member 4

[All Photos](#) (1)


Product No.	Clonality	Application	Species Reactivity	Citations	SDS
<a href="#">HPA048582</a>	polyclonal	IHC	human	1	<a href="#">View</a>

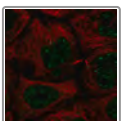


### Anti-SLC1A4 antibody produced in rabbit

**Synonym(s):** Anti-ASCT1, Anti-SATT

[All Photos](#) (6)

Product No.	Clonality	Application	Species Reactivity	Citations	SDS
<a href="#">HPA034964</a>	polyclonal	IF, IHC	human		 <a href="#">View</a>



### Anti-SLC35A4 antibody produced in rabbit

[All Photos](#) (1)

Product No.	Clonality	Application	Species Reactivity	Citations	SDS
<a href="#">HPA062210</a>	polyclonal	IF	human		<a href="#">View</a>

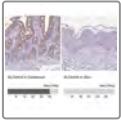


### Anti-SLC17A4 antibody produced in rabbit

[All Photos](#) (1)

Product No.	Clonality	Application	Species Reactivity	Citations	SDS
<a href="#">HPA055564</a>	polyclonal	IHC	human		<a href="#">View</a>

Product No. Clonality Application Species Reactivity Citations SDS



### Anti-SLC44A4 antibody produced in rabbit

[All Photos](#) (6)

Product No.	Clonality	Application	Species Reactivity	Citations	SDS
<a href="#">HPA046977</a>	polyclonal	IHC	human		<a href="#">View</a>
<a href="#">HPA054176</a>	polyclonal	IHC	human	1	<a href="#">View</a>

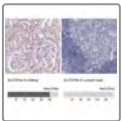


### Anti-SLC4A4 antibody produced in rabbit

**Synonym(s):** Anti-HNBC1, Anti-NBC1, Anti-NBC2, Anti-hhNMC, Anti-pNBC

[All Photos](#) (6)

Product No.	Clonality	Application	Species Reactivity	Citations	SDS
<a href="#">HPA035629</a>	polyclonal	IHC	human		<a href="#">View</a>
<a href="#">HPA035628</a>	polyclonal	IHC	human	1	<a href="#">View</a>



### Anti-SLC37A4 antibody produced in rabbit

**Synonym(s):** Anti-G6PT1, Anti-G6PT2, Anti-G6PT3, Anti-GSD1b, Anti-GSD1c

[All Photos](#) (7)

Product No.	Clonality	Application	Species Reactivity	Citations	SDS
<a href="#">HPA038939</a>	polyclonal	IF, IHC	human	1	<a href="#">View</a>
<a href="#">HPA038940</a>	polyclonal	IHC	human		<a href="#">View</a>



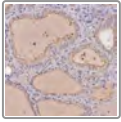
### Anti-SLC16A4 antibody produced in rabbit

**Synonym(s):** Anti-MCT4, Anti-MCT5, Anti-solute carrier family 16, member 4 (monocarboxylic acid transporter 5)

[All Photos](#) (5)

Product No.	Clonality	Application	Species Reactivity	Citations	SDS
<a href="#">HPA046986</a>	polyclonal	IF, IHC	human	1	<a href="#">View</a>



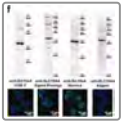


### Anti-SLC26A4 antibody produced in rabbit

**Synonym(s):** Anti-Dfnb4, Anti-Pds, Anti-Solute carrier family 26, member 4

[All Photos](#) (4)

Product No.	Clonality	Application	Species Reactivity	Citations	SDS
<a href="#">HPA042860</a>	polyclonal	IHC	human		<a href="#">View</a>

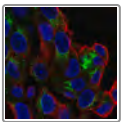


### Anti-SLC10A4 antibody produced in rabbit

**Synonym(s):** Anti-MGC29802, Anti-solute carrier family 10 (sodium/bile acid cotransporter family), member 4

[All Photos](#) (4)

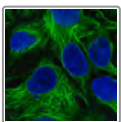
Product No.	Clonality	Application	Species Reactivity	Citations	SDS
<a href="#">HPA028835</a>	polyclonal	IHC	human	5	<a href="#">View</a>



### Anti-SLC6A4 antibody produced in rabbit

[All Photos](#) (1)

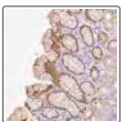
Product No.	Clonality	Application	Species Reactivity	Citations	SDS
<a href="#">HPA074728</a>	polyclonal	IF	human		<a href="#">View</a>



### Anti-SLC29A4 antibody produced in rabbit

[All Photos](#) (2)

Product No.	Clonality	Application	Species Reactivity	Citations	SDS
<a href="#">HPA052829</a>	polyclonal	IF	human	1	<a href="#">View</a>



### Anti-SLC25A40 antibody produced in rabbit

**Synonym(s):** Anti-MCFP, Anti-solute carrier family 25, member 40

[All Photos](#) (1)

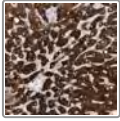
Product No.	Clonality	Application	Species Reactivity	Citations	SDS
<a href="#">HPA055197</a>	polyclonal	IHC	human	1	<a href="#">View</a>



### Anti-SLC25A41 antibody produced in rabbit

## All Photos (1)

Product No.	Clonality	Application	Species Reactivity	Citations	SDS
<a href="#">HPA043591</a>	polyclonal	IHC	human		<a href="#">View</a>

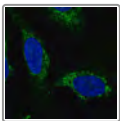


### Anti-SLC25A43 antibody produced in rabbit

**Synonym(s):** Anti-solute carrier family 25, member 43

## All Photos (2)

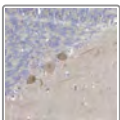
Product No.	Clonality	Application	Species Reactivity	Citations	SDS
<a href="#">HPA035188</a>	polyclonal	IF, IHC	human	1	<a href="#">View</a>



### Anti-SLC25A44 antibody produced in rabbit

## All Photos (1)

Product No.	Clonality	Application	Species Reactivity	Citations	SDS
<a href="#">HPA065411</a>	polyclonal	IF	human		<a href="#">View</a>



### Anti-SLC25A45 antibody produced in rabbit

**Synonym(s):** Anti-solute carrier family 25, member 45

## All Photos (3)

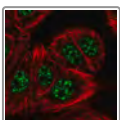
Product No.	Clonality	Application	Species Reactivity	Citations	SDS
<a href="#">HPA050821</a>	polyclonal	IF, IHC	human		<a href="#">View</a>



### Anti-SLC25A46 antibody produced in rabbit

## All Photos (4)

Product No.	Clonality	Application	Species Reactivity	Citations	SDS
<a href="#">HPA071582</a>	polyclonal	IHC	human		<a href="#">View</a>
<a href="#">HPA039601</a>	polyclonal	IF	human		<a href="#">View</a>



### Anti-SLC2A4RG antibody produced in rabbit

## All Photos (1)



Product No.	Clonality	Application	Species Reactivity	Citations	SDS
<a href="#">HPA063050</a>	polyclonal	IF	human		<a href="#">View</a>

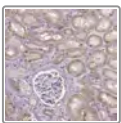


### Anti-SLC1A5 antibody produced in rabbit

**Synonym(s):** Anti-AAAT, Anti-AKAP121, Anti-AKAP149, Anti-AKAP84, Anti-ASCT2, Anti-MTV1, Anti-PRKA1, Anti-RDRC, Anti-S-AKAP84, Anti-SAKAP84, Anti-solute carrier family 1 (neutral amino acid transporter), member 5, Anti-Solute carrier family 1 (neutral amino acid transporter), member 5

[All Photos](#) (12)

Product No.	Clonality	Application	Species Reactivity	Citations	SDS
<a href="#">HPA035240</a>	polyclonal	IF, IHC, WB	human	13	 <a href="#">View</a>
<a href="#">HPA035239</a>	polyclonal	IF, IHC	human	4	 <a href="#">View</a>

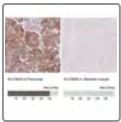


### Anti-SLC4A5 antibody produced in rabbit

**Synonym(s):** Anti-NBC4, Anti-Solute carrier family 4, sodium bicarbonate cotransporter, member 5

[All Photos](#) (1)


Product No.	Clonality	Application	Species Reactivity	Citations	SDS
<a href="#">HPA036621</a>	polyclonal	IHC (p)	human	3	<a href="#">View</a>

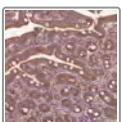


### Anti-SLC38A5 antibody produced in rabbit

**Synonym(s):** Anti-JM24, Anti-SN2, Anti-Solute Carrier Family 38, Member 5

[All Photos](#) (6)

Product No.	Clonality	Application	Species Reactivity	Citations	SDS
<a href="#">HPA047411</a>	polyclonal	IF, IHC	human		 <a href="#">View</a>



### Anti-SLC25A5 antibody produced in rabbit

[All Photos](#) (6)


Product No.	Clonality	Application	Species Reactivity	Citations	SDS
<a href="#">HPA071684</a>	polyclonal	IHC	human		<a href="#">View</a>
<a href="#">HPA046835</a>	polyclonal	IF	human	2	<a href="#">View</a>

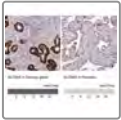


### Anti-SLC7A5 antibody produced in rabbit

**Synonym(s):** Anti-CD98, Anti-D16S469E, Anti-E16, Anti-LAT1, Anti-MPE16

[All Photos](#) (4)


Product No.	Clonality	Application	Species Reactivity	Citations	SDS
<a href="#">HPA052673</a>	polyclonal	IHC	human	5	 <a href="#">View</a>



### Anti-SLC5A5 antibody produced in rabbit

**Synonym(s):** Anti-NIS

[All Photos](#) (4)

Product No.	Clonality	Application	Species Reactivity	Citations	SDS
<a href="#">HPA049055</a>	polyclonal	IHC	human	1	 <a href="#">View</a>



### Anti-SLC9A5 antibody produced in rabbit

**Synonym(s):** Anti-Nhe5, Anti-Solute carrier family 9 (sodium/hydrogen exchanger), member 5

[All Photos](#) (4)


Product No.	Clonality	Application	Species Reactivity	Citations	SDS
<a href="#">HPA041004</a>	polyclonal	IF, IHC	human		<a href="#">View</a>
<a href="#">HPA041329</a>	polyclonal	IF, IHC	human		<a href="#">View</a>

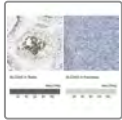
[All](#)

## Anti-SLC27A5 antibody produced in rabbit

[Photos](#) (4)

**Synonym(s):** Anti-BA-CoA ligase, Anti-BACS, Anti-BAL, Anti-Bile acid-CoA ligase, Anti-Bile acyl-CoA synthetase, Anti-Cholate-CoA ligase, Anti-VLACS, Anti-VLACS-related, Anti-VLCS-H2, Anti-VLCSH2, Anti-Very long-chain acyl-CoA synthetase homolog 2, Anti-Very long-chain acyl-CoA synthetase-related protein

Product No.	Clonality	Application	Species Reactivity	Citations		SDS
<a href="#">HPA007292</a>	polyclonal	IHC	human	4		<a href="#">View</a>




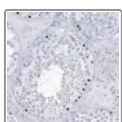
## Anti-SLC2A5 antibody produced in rabbit

**Synonym(s):** Anti-Fructose transporter antibody produced in rabbit, Anti-Glucose transporter type 5, small intestine antibody produced in rabbit, Anti-Solute carrier family 2, facilitated glucose transporter member 5 antibody produced in rabbit

[All](#)

[Photos](#) (6)

Product No.	Clonality	Application	Species Reactivity	Citations		SDS
<a href="#">HPA005449</a>	polyclonal	IHC	human	6		<a href="#">View</a>



## Anti-SLC35A5 antibody produced in rabbit

**Synonym(s):** Anti-FLJ20730, Anti-solute carrier family 35, member A5

## All Photos (3)

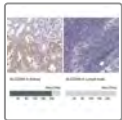
Product No.	Clonality	Application	Species Reactivity	Citations	SDS
<a href="#">HPA057964</a>	polyclonal	IF	human		<a href="#">View</a>
<a href="#">HPA035519</a>	polyclonal	IHC	human	1	<a href="#">View</a>



### Anti-SLC25A51 antibody produced in rabbit

## All Photos (2)


Product No.	Clonality	Application	Species Reactivity	Citations	SDS
<a href="#">HPA046388</a>	polyclonal	IF	human		<a href="#">View</a>
<a href="#">HPA058261</a>	polyclonal	IHC	human		<a href="#">View</a>

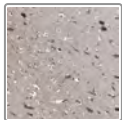


### Anti-SLC22A6

**Synonym(s):** OAT1, PAHT, ROAT1

## All Photos (3)

Product No.	Clonality	Application	Species Reactivity	Citations	SDS
<a href="#">HPA074559</a>	polyclonal	IHC	human		 <a href="#">View</a>

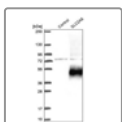


### Anti-SLC38A6 antibody produced in rabbit

**Synonym(s):** Anti-N-system amino acid transporter 1, Anti-NAT-1, Anti-Probable sodium-coupled neutral amino acid transporter 6, Anti-Solute carrier family 38 member 6

## All Photos (5)


Product No.	Clonality	Application	Species Reactivity	Citations	SDS
<a href="#">HPA018508</a>	polyclonal	IF, IHC	human	3	<a href="#">View</a>



### Anti-SLC2A6 antibody produced in rabbit

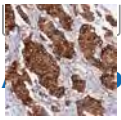
**Synonym(s):** Anti-GLUT6, Anti-GLUT9, Anti-HSA011372, Anti-solute carrier family 2 (facilitated glucose transporter), member 6

## All Photos (2)

Product No.	Clonality	Application	Species Reactivity	Citations	SDS
<a href="#">HPA042272</a>	polyclonal	IHC	human		 <a href="#">View</a>



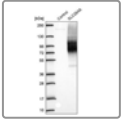
### Anti-SLC39A6 antibody produced in rabbit



**Synonym(s):** Anti-LIV-1, Anti-solute carrier family 39 (zinc transporter), member 6

[Photos](#) (4)


Product No.	Clonality	Application	Species Reactivity	Citations	SDS
<a href="#">HPA042377</a>	polyclonal	IHC	human	3	<a href="#">View</a>

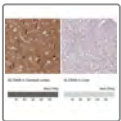


### Anti-SLC26A6 antibody produced in rabbit

**Synonym(s):** Anti-DKFZp586E1422, Anti-solute carrier family 26, member 6

[All Photos](#) (5)


Product No.	Clonality	Application	Species Reactivity	Citations	SDS
<a href="#">HPA048363</a>	polyclonal	IHC, WB	human		<a href="#">View</a>

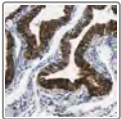


### Anti-SLC9A6 antibody produced in rabbit

**Synonym(s):** Anti-KIAA0267, Anti-NHE6

[All Photos](#) (11)


Product No.	Clonality	Application	Species Reactivity	Citations	SDS
<a href="#">HPA059590</a>	polyclonal	IF, IHC	human		<a href="#">View</a>
<a href="#">HPA059445</a>	polyclonal	IHC	human		<a href="#">View</a>



### Anti-SLC27A6 antibody produced in rabbit

**Synonym(s):** Anti-FATP-6, Anti-Fatty acid transport protein 6, Anti-Fatty-acid-coenzyme A ligase, very long-chain 2, Anti-Long-chain fatty acid transport protein 6, Anti-Solute carrier family 27 member 6, Anti-VLCSH1, Anti-Very long-chain acyl-CoA synthetase homolog 1, Anti-hVLCS-H1

[All Photos](#) (5)

Product No.	Clonality	Application	Species Reactivity	Citations	SDS
<a href="#">HPA008987</a>	polyclonal	IF, IHC, WB	human	2	 <a href="#">View</a>

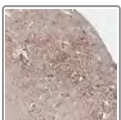


### Anti-SLC5A6 antibody produced in rabbit

**Synonym(s):** Anti-SMVT, Anti-Solute carrier family 5 (sodium-dependent vitamin transporter), member 6

[All Photos](#) (2)

Product No.	Clonality	Application	Species Reactivity	Citations	SDS
<a href="#">HPA036958</a>	polyclonal	IF, IHC	human	1	<a href="#">View</a>

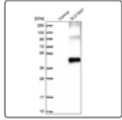


### Anti-SLC30A6 antibody produced in rabbit

**Synonym(s):** Anti-FLJ31101, Anti-ZNT6

## All Photos (4)


Product No.	Clonality	Application	Species Reactivity	Citations	SDS
<a href="#">HPA055032</a>	polyclonal	IF	human		<a href="#">View</a>
<a href="#">HPA057328</a>	polyclonal	IF, IHC	human		<a href="#">View</a>



### Anti-SLC16A7 antibody produced in rabbit

**Synonym(s):** Anti-MCT 2, Anti-Monocarboxylate transporter 2, Anti-Solute carrier family 16 member 7

## All Photos (2)

Product No.	Clonality	Application	Species Reactivity	Citations	SDS
<a href="#">HPA005911</a>	polyclonal	IHC	human	5	 <a href="#">View</a>

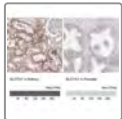


### Anti-SLC30A7 antibody produced in rabbit

**Synonym(s):** Anti-Solute carrier family 30 member 7, Anti-Zinc transporter 7, Anti-ZnT-7, Anti-Znt-like transporter 2

## All Photos (3)


Product No.	Clonality	Application	Species Reactivity	Citations	SDS
<a href="#">HPA018034</a>	polyclonal	IF, IHC, WB	human	6	<a href="#">View</a>



### Anti-SLC7A7 antibody produced in rabbit

**Synonym(s):** Anti-LPI, Anti-Solute carrier family 7 (cationic amino acid transporter, y+ system), member 7, Anti-Y+LAT-1

## All Photos (4)

Product No.	Clonality	Application	Species Reactivity	Citations	SDS
<a href="#">HPA036227</a>	polyclonal	IHC, WB	human	5	 <a href="#">View</a>

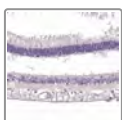


### Anti-SLC22A7 antibody produced in rabbit

**Synonym(s):** Anti-NLT, Anti-OAT2, Anti-solute carrier family 22 (organic anion transporter), member 7

## All Photos (1)

Product No.	Clonality	Application	Species Reactivity	Citations	SDS
<a href="#">HPA030220</a>	polyclonal	IHC	human		<a href="#">View</a>



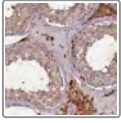
### Anti-SLC1A7 antibody produced in rabbit

**Synonym(s):** Anti-EAAT5, Anti-solute carrier family 1 (glutamate transporter), member 7



## All Photos (4)

Product No.	Clonality	Application	Species Reactivity	Citations	SDS
<a href="#">HPA049124</a>	polyclonal	IHC	human	1	<a href="#">View</a>

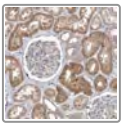


### Anti-SLC38A7 antibody produced in rabbit

**Synonym(s):** Anti-FIj10815, Anti-Solute carrier family 38, member 7

## All Photos (5)

Product No.	Clonality	Application	Species Reactivity	Citations	SDS
<a href="#">HPA041777</a>	polyclonal	IHC	human	3	<a href="#">View</a>



### Anti-SLC9A7 antibody produced in rabbit

**Synonym(s):** Anti-NHE7, Anti-solute carrier family 9, subfamily A (NHE7, cation proton antiporter 7), member 7

## All Photos (2)

Product No.	Clonality	Application	Species Reactivity	Citations	SDS
<a href="#">HPA075385</a>	polyclonal	IF	human		<a href="#">View</a>
<a href="#">HPA048938</a>	polyclonal	IHC	human	7	<a href="#">View</a>

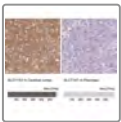


### Anti-SLC39A7 antibody produced in rabbit

**Synonym(s):** Anti-D6S2244E, Anti-H2-KE4, Anti-HKE4, Anti-KE4, Anti-RING5, Anti-ZIP7, Anti-solute carrier family 39 (zinc transporter), member 7

## All Photos (5)


Product No.	Clonality	Application	Species Reactivity	Citations	SDS
<a href="#">HPA053999</a>	polyclonal	IF, IHC	human	2	<a href="#">View</a>

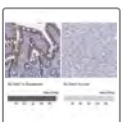


### Anti-SLC17A7 antibody produced in rabbit

**Synonym(s):** Anti-BNPI, Anti-SLC17A7

## All Photos (6)


Product No.	Clonality	Application	Species Reactivity	Citations	SDS
<a href="#">HPA050458</a>	polyclonal	IHC	human	19	 <a href="#">View</a>

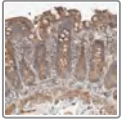


### Anti-SLC4A7 antibody produced in rabbit

**Synonym(s):** Anti-Nbc3, Anti-Sbc2, Anti-Slc4a6, Anti-Solute carrier family 4, sodium bicarbonate cotransporter, member 7

## All Photos (5)

Product No.	Clonality	Application	Species Reactivity	Citations	SDS
<a href="#">HPA035857</a>	polyclonal	IHC	human	7	 <a href="#">View</a>

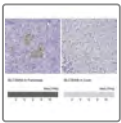


### Anti-SLC6A7 antibody produced in rabbit

**Synonym(s):** Anti-PROT, Anti-solute carrier family 6 (neurotransmitter transporter, L-proline), member 7

## All Photos (1)


Product No.	Clonality	Application	Species Reactivity	Citations	SDS
<a href="#">HPA028907</a>	polyclonal	IHC	human	1	<a href="#">View</a>

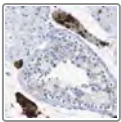


### Anti-SLC30A8

**Synonym(s):** ZNT8, ZnT-8

## All Photos (3)

Product No.	Clonality	Application	Species Reactivity	Citations	SDS
<a href="#">HPA076165</a>	polyclonal	IHC	human		 <a href="#">View</a>



### Anti-SLC2A8 antibody produced in rabbit

**Synonym(s):** Anti-GLUT-8, Anti-Glucose transporter type 8, Anti-Glucose transporter type X1, Anti-Solute carrier family 2, facilitated glucose transporter member 8

## All Photos (1)

Product No.	Clonality	Application	Species Reactivity	Citations	SDS
<a href="#">HPA011935</a>	polyclonal	IHC	human	3	<a href="#">View</a>




### Anti-SLC16A8 antibody produced in rabbit

**Synonym(s):** MCT3, REMP

## All Photos (5)


Product No.	Clonality	Application	Species Reactivity	Citations	SDS
<a href="#">HPA075017</a>	polyclonal	IHC	human		<a href="#">View</a>

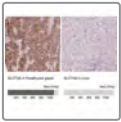


### Anti-SLC22A8 antibody produced in rabbit

**Synonym(s):** Anti-OAT3, Anti-Solute Carrier Family 22 (Organic Anion Transporter), Member 8



## All Photos (5)

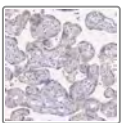
Product No.	Clonality	Application	Species Reactivity	Citations		SDS
<a href="#">HPA044174</a>	polyclonal	IHC	human	1		<a href="#">View</a>



### Anti-SLC7A8 antibody produced in rabbit

[All Photos](#) (9)


Product No.	Clonality	Application	Species Reactivity	Citations		SDS
<a href="#">HPA051950</a>	polyclonal	IHC	human	2		<a href="#">View</a>
<a href="#">HPA060672</a>	polyclonal	IHC	human			<a href="#">View</a>



### Anti-SLC38A9 antibody produced in rabbit

**Synonym(s):** Anti-FLJ90709, Anti-Solute Carrier Family 38, Member 9

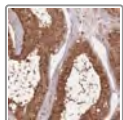
[All Photos](#) (5)

Product No.	Clonality	Application	Species Reactivity	Citations		SDS
<a href="#">HPA043785</a>	polyclonal	IF, IHC	human	8		<a href="#">View</a>

**All Photos** (1) **Anti-SLC9A9 antibody produced in rabbit**

**Synonym(s):** Anti-FLJ35613, Anti-NHE9

Product No.	Clonality	Application	Species Reactivity	Citations	SDS
<a href="#">HPA058234</a>	polyclonal	IHC	human		<a href="#">View</a>

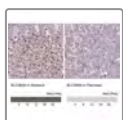


**Anti-SLC4A9 antibody produced in rabbit**

**Synonym(s):** Anti-AE4, Anti-solute carrier family 4, sodium bicarbonate cotransporter, member 9

**All Photos** (1)


Product No.	Clonality	Application	Species Reactivity	Citations	SDS
<a href="#">HPA051307</a>	polyclonal	IHC	human		<a href="#">View</a>

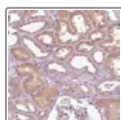


**Anti-SLC26A9 antibody produced in rabbit**

**Synonym(s):** Anti-solute carrier family 26, member 9

**All Photos** (4)

Product No.	Clonality	Application	Species Reactivity	Citations	SDS
<a href="#">HPA051485</a>	polyclonal	IF, IHC	human		 <a href="#">View</a>



### Anti-SLC16A9 antibody produced in rabbit

**Synonym(s):** Anti-C10orf36, Anti-FLJ43803, Anti-MCT9, Anti-solute carrier family 16, member 9 (monocarboxylic acid transporter 9)

[All Photos](#) (5)

Product No.	Clonality	Application	Species Reactivity	Citations	SDS
<a href="#">HPA049286</a>	polyclonal	IF, IHC	human	1	<a href="#">View</a>

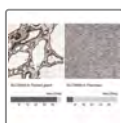


### Anti-SLC30A9 antibody produced in rabbit

**Synonym(s):** Anti-Solute carrier family 30 (zinc transporter), member 9 antibody produced in rabbit

[All Photos](#) (1)

Product No.	Clonality	Application	Species Reactivity	Citations	SDS
<a href="#">HPA004014</a>	polyclonal	IHC	human	3	<a href="#">View</a>

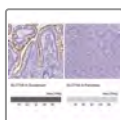


### Anti-SLC39A9 antibody produced in rabbit

**Synonym(s):** Anti-solute carrier family 39 antibody produced in rabbit, Anti-zinc transporter), member 9 antibody produced in rabbit

[All Photos](#) (5)


Product No.	Clonality	Application	Species Reactivity	Citations	SDS
<a href="#">HPA075390</a>	polyclonal	IF	human		<a href="#">View</a>
<a href="#">HPA007921</a>	polyclonal	IHC	human	2	 <a href="#">View</a>

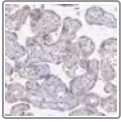


### Anti-SLC7A9 antibody produced in rabbit

**Synonym(s):** Anti-CSNU3, Anti-Solute Carrier Family 7 (Glycoprotein-Associated Amino Acid Transporter Light Chain, Bo,+ System), Member 9

[All Photos](#) (5)


Product No.	Clonality	Application	Species Reactivity	Citations	SDS
<a href="#">HPA042591</a>	polyclonal	IHC	human		 <a href="#">View</a>




### Anti-SLC38A9 antibody produced in rabbit

**Synonym(s):** Anti-FLJ90709, Anti-Solute Carrier Family 38, Member 9


[All Photos](#) (5)

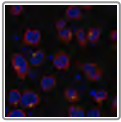
Product No.	Clonality	Application	Species Reactivity	Citations	SDS
<a href="#">HPA043785</a>	polyclonal	IF, IHC	human	8	 <a href="#">View</a>



### Anti-SLC17A9 antibody produced in rabbit

[All Photos](#) (1)

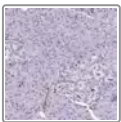
Product No.	Clonality	Application	Species Reactivity	Citations	SDS
<a href="#">HPA056499</a>	polyclonal		human	2	 <a href="#">View</a>



### Anti-SLC9B1 antibody produced in rabbit

[All Photos](#) (2)

Product No.	Clonality	Application	Species Reactivity	Citations	SDS
<a href="#">HPA058971</a>	polyclonal	IF	human		<a href="#">View</a>
<a href="#">HPA065520</a>	polyclonal	IF	human		<a href="#">View</a>

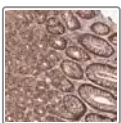


### Anti-SLC35B1 antibody produced in rabbit

**Synonym(s):** Anti-UGTREL1

[All Photos](#) (2)

Product No.	Clonality	Application	Species Reactivity	Citations	SDS
<a href="#">HPA048655</a>	polyclonal	IF	human		<a href="#">View</a>
<a href="#">HPA057418</a>	polyclonal	IHC	human		<a href="#">View</a>



### Anti-SLC9B2 antibody produced in rabbit

**Synonym(s):** Anti-FLJ23984, Anti-NHA2, Anti-NHEDC2, Anti-solute carrier family 9, subfamily B (NHA2, cation proton antiporter 2), member 2

[All Photos](#) (1)

Product No.	Clonality	Application	Species Reactivity	Citations	SDS
<a href="#">HPA047008</a>	polyclonal	IHC	human		<a href="#">View</a>

Product No.	Clonality	Application	Species Reactivity	Citations	SDS
-------------	-----------	-------------	--------------------	-----------	-----

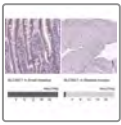


### Anti-SLC35B2 antibody produced in rabbit

**Synonym(s):** Anti-MGC33953, Anti-UGTrel4, Anti-solute carrier family 35, member B2


[All Photos](#) (1)

Product No.	Clonality	Application	Species Reactivity	Citations	SDS
<a href="#">HPA029638</a>	polyclonal	IHC	human		<a href="#">View</a>



### Anti-SLC35C1 antibody produced in rabbit

[All Photos](#) (6)

Product No.	Clonality	Application	Species Reactivity	Citations	SDS
<a href="#">HPA064001</a>	polyclonal	IF, IHC	human		<a href="#">View</a>

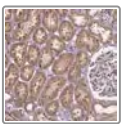


### Anti-SLC35C2 antibody produced in rabbit

**Synonym(s):** Anti-C20orf5, Anti-CGI-15, Anti-OVCOV1, Anti-bA394O2.1

[All Photos](#) (2)

Product No.	Clonality	Application	Species Reactivity	Citations	SDS
<a href="#">HPA027011</a>	polyclonal	IF, IHC	human	6	<a href="#">View</a>



### Anti-SLC35D2 antibody produced in rabbit

**Synonym(s):** Anti-SQV7L, Anti-UGTrel8

[All Photos](#) (2)

Product No.	Clonality	Application	Species Reactivity	Citations	SDS
<a href="#">HPA064047</a>	polyclonal	IF, IHC	human		<a href="#">View</a>

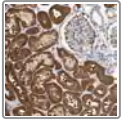


### Anti-SLC35D3 antibody produced in rabbit

**Synonym(s):** Anti-CT6.1, Anti-CTAG, Anti-CTAG1, Anti-ESO1, Anti-FRCL1, Anti-LAGE2A, Anti-LAGE2B, Anti-NY-ESO-1, Anti-solute carrier family 35, member D3

[All Photos](#) (6)

Product No.	Clonality	Application	Species Reactivity	Citations	SDS
<a href="#">HPA067497</a>	polyclonal	IF	human		<a href="#">View</a>
<a href="#">HPA030431</a>	polyclonal	IHC	human	1	<a href="#">View</a>

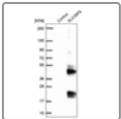


### Anti-SLC35E1 antibody produced in rabbit

**Synonym(s):** Anti-Solute carrier family 35 member E1

[All Photos](#) (4)



Product No.	Clonality	Application	Species Reactivity	Citations	SDS
<a href="#">HPA062214</a>	polyclonal	IF	human		<a href="#">View</a>
<a href="#">HPA016570</a>	polyclonal	IF, IHC	human		<a href="#">View</a>

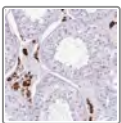


### Anti-SLC35F5 antibody produced in rabbit

**Synonym(s):** Anti-FLJ22004, Anti-solute carrier family 35, member F5

[All Photos](#) (4)

Product No.	Clonality	Application	Species Reactivity	Citations	SDS
<a href="#">HPA049229</a>	polyclonal	IHC, WB	human		<a href="#">View</a>
<a href="#">HPA034828</a>	polyclonal	IHC, WB	human		<a href="#">View</a>

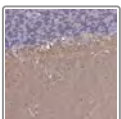


### Anti-SLC35G2 antibody produced in rabbit

**Synonym(s):** Anti-DKFZp564K2464, Anti-MGC3295, Anti-TMEM22, Anti-solute carrier family 35, member G2

[All Photos](#) (2)

Product No.	Clonality	Application	Species Reactivity	Citations	SDS
<a href="#">HPA064728</a>	polyclonal	IF	human		<a href="#">View</a>
<a href="#">HPA052054</a>	polyclonal	IHC	human		<a href="#">View</a>



### Anti-SLC03A1 antibody produced in rabbit

**Synonym(s):** OATP-D, OATP3A1, SLC21A11

[All Photos](#) (1)

Product No.	Clonality	Application	Species Reactivity	Citations	SDS
<a href="#">HPA066327</a>	polyclonal	IHC	human		<a href="#">View</a>



### Anti-SLC04A1 antibody produced in rabbit

**Synonym(s):** Anti-OATP-E, Anti-OATP4A1, Anti-SLC21A12, Anti-solute carrier organic anion transporter family, member 4A1, Anti-Solute carrier organic anion transporter family, member 4A1

[All Photos](#) (8)



Product No.	Clonality	Application	Species Reactivity	Citations	SDS
<a href="#">HPA030669</a>	polyclonal	IHC	human	1	<a href="#">View</a>
<a href="#">HPA030670</a>	polyclonal	IHC	human		<a href="#">View</a>



### Anti-SLC05A1 antibody produced in rabbit

**Synonym(s):** Anti-OATP-RP4, Anti-OATPRP4, Anti-Organic anion transporter polypeptide-related protein 4, Anti-Solute carrier family 21 member 15, Anti-Solute carrier organic anion transporter family member 5A1

[All Photos](#) (1)


Product No.	Clonality	Application	Species Reactivity	Citations	SDS
<a href="#">HPA025062</a>	polyclonal	IHC	human	4	<a href="#">View</a>

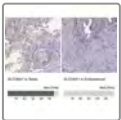


### Anti-SLC02A1 antibody produced in rabbit

**Synonym(s):** Anti-MATR1, Anti-OATP2A1, Anti-PGT, Anti-SLC21A2, Anti-solute carrier organic anion transporter family, member 2A1

[All Photos](#) (6)


Product No.	Clonality	Application	Species Reactivity	Citations	SDS
<a href="#">HPA013742</a>	polyclonal	IHC	human	8	 <a href="#">View</a>

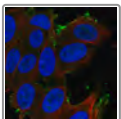


### Anti-SLC06A1 antibody produced in rabbit

**Synonym(s):** Anti-CT48, Anti-MGC26949, Anti-OATP6A1, Anti-OATPY, Anti-solute carrier organic anion transporter family, member 6A1

[All Photos](#) (3)

Product No.	Clonality	Application	Species Reactivity	Citations	SDS
<a href="#">HPA054126</a>	polyclonal	IHC	human	1	 <a href="#">View</a>



### Anti-SLC01A2 antibody produced in rabbit

[All Photos](#) (2)

Product No.	Clonality	Application	Species Reactivity	Citations	SDS
<a href="#">HPA071152</a>	polyclonal	IF	human		<a href="#">View</a>

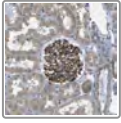


### Anti-SLC02B1 antibody produced in rabbit

**Synonym(s):** Anti-OATP-B, Anti-OATP-RP2, Anti-OATPRP2, Anti-Organic anion transporter B, Anti-Organic anion transporter polypeptide-related protein 2, Anti-Solute carrier family 21 member 9, Anti-Solute carrier organic anion transporter family member 2B1

## All Photos (4)

Product No.	Clonality	Application	Species Reactivity	Citations	SDS
<a href="#">HPA020659</a>	polyclonal	IHC	human	2	<a href="#">View</a>




### Anti-SLK antibody produced in rabbit

**Synonym(s):** Anti-CTCL tumor antigen se20-9, Anti-STE20-like kinase, Anti-STE20-like serine/threonine-protein kinase, Anti-STE20-related kinase, Anti-STE20-related serine/threonine-protein kinase, Anti-Serine/threonine-protein kinase 2, Anti-hSLK

## All Photos (2)


Product No.	Clonality	Application	Species Reactivity	Citations	SDS
<a href="#">HPA015757</a>	polyclonal	IF, IHC	human	3	<a href="#">View</a>




### Anti-SLTM antibody produced in rabbit

**Synonym(s):** Anti-FLJ13213, Anti-Met, Anti-SAFB-like, transcription modulator

## All Photos (5)

Product No.	Clonality	Application	Species Reactivity	Citations	SDS
<a href="#">HPA040256</a>	polyclonal	IF, IHC	human		<a href="#">View</a>
<a href="#">HPA040381</a>	polyclonal	IF, IHC, WB	human		<a href="#">View</a>



### Anti-SLU7 antibody produced in rabbit

**Synonym(s):** Anti-9G8, Anti-SLU7 splicing factor homolog (*S. cerevisiae*)

## All Photos (4)

Product No.	Clonality	Application	Species Reactivity	Citations	SDS
<a href="#">HPA058120</a>	polyclonal	IF	human		<a href="#">View</a>
<a href="#">HPA035907</a>	polyclonal	IF, IHC	human		

[All](#)

## Anti-SMAD4 antibody produced in rabbit

[Photos](#) (8)

**Synonym(s):** Anti-Deletion target in pancreatic carcinoma 4, Anti-Mothers against DPP homolog 4, Anti-Mothers against decapentaplegic homolog 4, Anti-SMAD 4, Anti-hSMAD4


Product No.	Clonality	Application	Species Reactivity	Citations	SDS
<a href="#">HPA019154</a>	polyclonal	IF, IHC	mouse, human	11	<a href="#">View</a>



## Anti-SMAD7 antibody produced in rabbit

**Synonym(s):** Anti-MADH7, Anti-MADH8, Anti-SMAD family member 7

[All Photos](#) (5)

Product No.	Clonality	Application	Species Reactivity	Citations	SDS
<a href="#">HPA028897</a>	polyclonal	IF, IHC	human	7	 <a href="#">View</a>



## Anti-SMAD9 antibody produced in rabbit

**Synonym(s):** Anti-MADH6, Anti-MADH9

[All Photos](#) (2)

Product No.	Clonality	Application	Species Reactivity	Citations	SDS
<a href="#">HPA031162</a>	polyclonal	IF, IHC	human	1	<a href="#">View</a>



### Anti-SMAD5 antibody produced in rabbit

**Synonym(s):** Anti-Dwfc, Anti-JV5-1, Anti-MADH5

[All Photos](#) (3)

Product No.	Clonality	Application	Species Reactivity	Citations	SDS
<a href="#">HPA058931</a>	polyclonal	IF, IHC	human	1	<a href="#">View</a>



### Anti-SMAD6 antibody produced in rabbit

[All Photos](#) (1)

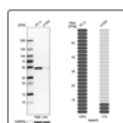
Product No.	Clonality	Application	Species Reactivity	Citations	SDS
<a href="#">HPA061917</a>	polyclonal	IF	human		<a href="#">View</a>



### Anti-SMAD3 antibody produced in rabbit

[All Photos](#) (3)


Product No.	Clonality	Application	Species Reactivity	Citations	SDS
<a href="#">HPA067203</a>	polyclonal	IHC	human		<a href="#">View</a>
<a href="#">HPA046386</a>	polyclonal	IF	human		<a href="#">View</a>

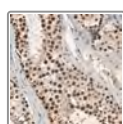


### Anti-SMAP2 antibody produced in rabbit

**Synonym(s):** Anti-Stromal membrane-associated protein 1-like, Anti-Stromal membrane-associated protein 2

[All Photos](#) (5)

Product No.	Clonality	Application	Species Reactivity	Citations	SDS
<a href="#">HPA021466</a>	polyclonal	IHC	rat, mouse, human	5	 <a href="#">View</a>
<a href="#">HPA024424</a>	polyclonal	IHC	human		<a href="#">View</a>



### Anti-SMARCD1 antibody produced in rabbit

**Synonym(s):** Anti-60 kDa BRG-1/Brm-associated factor subunit A antibody produced in rabbit, Anti-BRG1-associated factor 60A antibody produced in rabbit, Anti-SWI/SNF complex 60 kDa subunit antibody produced in rabbit, Anti-SWI/SNF-related matrix-associated actin-dependent regulator of chromatin subfamily D member 1 antibody produced in rabbit

## All Photos (4)

Product No.	Clonality	Application	Species Reactivity	Citations	SDS
<a href="#">HPA004101</a>	polyclonal	IF, IHC	human, mouse, rat	2	<a href="#">View</a>

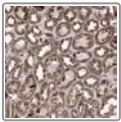


### Anti-SMOX antibody produced in rabbit

**Synonym(s):** Anti-C20orf16, Anti-FLJ20746, Anti-MGC1010, Anti-PAO, Anti-PAOh1, Anti-SMO, Anti-dJ779E11.1, Anti-spermine oxidase

## All Photos (2)

Product No.	Clonality	Application	Species Reactivity	Citations	SDS
<a href="#">HPA060198</a>	polyclonal	IF	human	1	<a href="#">View</a>
<a href="#">HPA047117</a>	polyclonal	IHC	human	1	<a href="#">View</a>

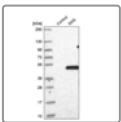


### Anti-SMPDL3A antibody produced in rabbit

**Synonym(s):** Anti-ASM3A, Anti-ASML3a, Anti-FLJ20177, Anti-sphingomyelin phosphodiesterase, acid-like 3A, Anti-yR36GH4.1

## All Photos (3)


Product No.	Clonality	Application	Species Reactivity	Citations	SDS
<a href="#">HPA030148</a>	polyclonal	IF, IHC	human		<a href="#">View</a>

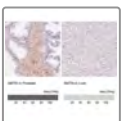


### Anti-SMS antibody produced in rabbit

**Synonym(s):** Anti-MRSR, Anti-SPMSY, Anti-SRS, Anti-SpS, Anti-spermine synthase


## All Photos (9)


Product No.	Clonality	Application	Species Reactivity	Citations	SDS
<a href="#">HPA029852</a>	polyclonal	IF, IHC	human	2	<a href="#">View</a>
<a href="#">HPA029849</a>	polyclonal	IHC	human	2	 <a href="#">View</a>

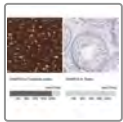


### Anti-SMTN antibody produced in rabbit

## All Photos (12)

Product No.	Clonality	Application	Species Reactivity	Citations	SDS
<a href="#">HPA058590</a>	polyclonal	IHC	human	4	 <a href="#">View</a>


Product No.	Clonality	Application	Species Reactivity	Citations	SDS
<a href="#">HPA051778</a>	polyclonal	IHC	human		<a href="#">View</a>

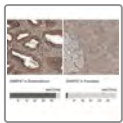


### Anti-SNAP25 antibody produced in rabbit

**Synonym(s):** Anti-SNAP-25 antibody produced in rabbit, Anti-SUP antibody produced in rabbit, Anti-Super protein antibody produced in rabbit, Anti-Synaptosomal-associated 25 kDa protein antibody produced in rabbit, Anti-Synaptosomal-associated protein 25 antibody produced in rabbit

[All Photos](#) (7)


Product No.	Clonality	Application	Species Reactivity	Citations	SDS
<a href="#">HPA001830</a>	polyclonal	IHC	mouse, human	9	 <a href="#">View</a>



### Anti-SNAP47 antibody produced in rabbit

**Synonym(s):** Anti-C1orf142, Anti-SNAP-47, Anti-SVAP1, Anti-synaptosomal-associated protein, 47kDa

[All Photos](#) (4)

Product No.	Clonality	Application	Species Reactivity	Citations	SDS
<a href="#">HPA028167</a>	polyclonal	IF, IHC	human	4	 <a href="#">View</a>

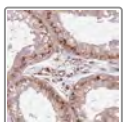


### Anti-SNAP29 antibody produced in rabbit

**Synonym(s):** Anti-CEDNIK, Anti-SNAP-29, Anti-synaptosomal-associated protein

[All Photos](#) (3)

Product No.	Clonality	Application	Species Reactivity	Citations	SDS
<a href="#">HPA056492</a>	polyclonal	IF	human		<a href="#">View</a>
<a href="#">HPA031823</a>	polyclonal	IHC	human	1	<a href="#">View</a>



### Anti-SNAPIN antibody produced in rabbit

[All Photos](#) (2)



Product No.	Clonality	Application	Species Reactivity	Citations	SDS
<a href="#">HPA046974</a>	polyclonal	IF, IHC	human		<a href="#">View</a>

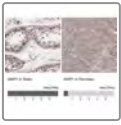


### Anti-SND1 antibody produced in rabbit

**Synonym(s):** Anti-100 kDa coactivator, Anti-EBNA2 coactivator p100, Anti-Staphylococcal nuclease domain-containing protein 1, Anti-Tudor domain-containing protein 11, Anti-p100 co-activator

[All Photos](#) (23)


Product No.	Clonality	Application	Species Reactivity	Citations	SDS
<a href="#">HPA002632</a>	polyclonal	IF, IHC	human	4	 <a href="#">View</a>
<a href="#">HPA002529</a>	polyclonal	IHC	human, rat, mouse	1	 <a href="#">View</a>



### Anti-SNIP1 antibody produced in rabbit

**Synonym(s):** Anti-Smad nuclear interacting protein 1

[All Photos](#) (5)

Product No.	Clonality	Application	Species Reactivity	Citations	SDS
<a href="#">HPA036896</a>	polyclonal	IF, IHC	human		 <a href="#">View</a>

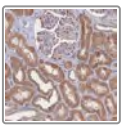


### Anti-SNN antibody produced in rabbit

**Synonym(s):** Anti-AG8\_1, Anti-Stannin

[All Photos](#) (5)

Product No.	Clonality	Application	Species Reactivity	Citations	SDS
<a href="#">HPA011055</a>	polyclonal	IHC	human	4	<a href="#">View</a>

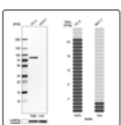


### Anti-SNPH antibody produced in rabbit

**Synonym(s):** Anti-bA314N13.5, Anti-syntaphilin

[All Photos](#) (1)


Product No.	Clonality	Application	Species Reactivity	Citations	SDS
<a href="#">HPA049393</a>	polyclonal	IHC	human	2	<a href="#">View</a>



### Anti-SNRK antibody produced in rabbit

**Synonym(s):** Anti-Flj20224, Anti-Hsnfrk, Anti-Kiaa0096, Anti-Snf related kinase

[All Photos](#) (4)

Product No.	Clonality	Application	Species Reactivity	Citations	SDS
<a href="#">HPA042163</a>	polyclonal	IF, IHC	rat, human, mouse	1	 <a href="#">View</a>

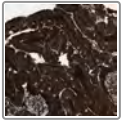


### Anti-SNTB1 antibody produced in rabbit

**Synonym(s):** Anti-59 kDa dystrophin-associated protein A1 basic component 1, Anti-BSYN2, Anti-Beta-1-syntrophin, Anti-DAPA1B, Anti-Syntrophin-2, Anti-TIP-43, Anti-Tax interaction protein 43

[All Photos](#) (1)

Product No.	Clonality	Application	Species Reactivity	Citations	SDS
<a href="#">HPA024659</a>	polyclonal	IHC	human	6	<a href="#">View</a>




### Anti-SNX30 antibody produced in rabbit

**Synonym(s):** Anti-Sorting nexin-30

[All Photos](#) (3)


Product No.	Clonality	Application	Species Reactivity	Citations	SDS
<a href="#">HPA019346</a>	polyclonal	IF, IHC	human	2	<a href="#">View</a>




### Anti-SNX20 antibody produced in rabbit

**Synonym(s):** Anti-SLIC-1, Anti-SLIC1, Anti-Sorting Nexin 20

[All Photos](#) (3)


Product No.	Clonality	Application	Species Reactivity	Citations	SDS
<a href="#">HPA043649</a>	polyclonal	IF, IHC	human	1	 <a href="#">View</a>

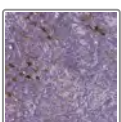


### Anti-SNX32 antibody produced in rabbit

**Synonym(s):** Anti-Flj30934, Anti-Snx6b, Anti-Sorting nexin 32

[All Photos](#) (2)

Product No.	Clonality	Application	Species Reactivity	Citations	SDS
<a href="#">HPA041775</a>	polyclonal	IHC	human		 <a href="#">View</a>



### Anti-SNX11 antibody produced in rabbit

**Synonym(s):** Anti-Sorting nexin 11

[All Photos](#) (7)

Product No.	Clonality	Application	Species Reactivity	Citations	SDS
<a href="#">HPA044787</a>	polyclonal	IHC	human, rat, mouse		<a href="#">View</a>
<a href="#">HPA054660</a>	polyclonal	IHC	human		<a href="#">View</a>



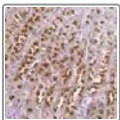
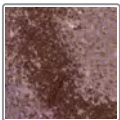
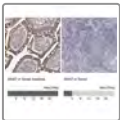

### Anti-SNX33 antibody produced in rabbit

**Synonym(s):** Anti-Mgc32065, Anti-Sh3px3, Anti-Sh3pxd3c, Anti-Snx30, Anti-Sorting nexin 33

[All Photos](#) (1)

Product No.	Clonality	Application	Species Reactivity	Citations	SDS
<a href="#">HPA040988</a>	polyclonal	IHC	human		<a href="#">View</a>




Product No.	Clonality	Application	Species Reactivity	Citations	SDS
	<b>Anti-SNX6 antibody produced in rabbit</b> <b>Synonym(s):</b> Anti-sorting nexin 6				
<a href="#">All Photos (3)</a>					
Product No.	Clonality	Application	Species Reactivity	Citations	SDS
<a href="#">HPA049374</a>	polyclonal	IF, IHC	human	9	<a href="#">View</a>
	<b>Anti-SNX21 antibody produced in rabbit</b> <b>Synonym(s):</b> Anti-C20orf161, Anti-SNX-L, Anti-Sorting Nexin Family Member 21, Anti-dJ337O18.4				
<a href="#">All Photos (2)</a>					
Product No.	Clonality	Application	Species Reactivity	Citations	SDS
<a href="#">HPA046359</a>	polyclonal	IF, IHC	human		<a href="#">View</a>
	<b>Anti-SNX7 antibody produced in rabbit</b> <b>Synonym(s):</b> Anti-Sorting nexin 7				
<a href="#">All Photos (4)</a>					
Product No.	Clonality	Application	Species Reactivity	Citations	SDS
<a href="#">HPA054338</a>	polyclonal	IF	human		<a href="#">View</a>
<a href="#">HPA037419</a>	polyclonal	IHC	human	1	 <a href="#">View</a>

## All Photos (2) **Anti-SNX22 antibody produced in rabbit**

**Synonym(s):** Anti-FLJ13952, Anti-Sorting nexin 22


Product No.	Clonality	Application	Species Reactivity	Citations	SDS
<a href="#">HPA038470</a>	polyclonal	IF, IHC	human		<a href="#">View</a>



## **Anti-SNX18 antibody produced in rabbit**

**Synonym(s):** Anti-SH3PX2, Anti-SH3PXD3B, Anti-SNAG1, Anti-Sorting nexin 18

## All Photos (5)

Product No.	Clonality	Application	Species Reactivity	Citations	SDS
<a href="#">HPA037800</a>	polyclonal	IF, IHC	human, mouse, rat		<a href="#">View</a>

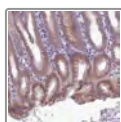


## **Anti-SNX15 antibody produced in rabbit**

**Synonym(s):** Anti-Sorting nexin 15

## All Photos (3)

Product No.	Clonality	Application	Species Reactivity	Citations	SDS
<a href="#">HPA038955</a>	polyclonal	IF, IHC	human		<a href="#">View</a>




### Anti-SNX24 antibody produced in rabbit

**Synonym(s):** Anti-Sbbi31, Anti-Sorting nexin 24

[All Photos](#) (2)



Product No.	Clonality	Application	Species Reactivity	Citations	SDS
<a href="#">HPA073934</a>	polyclonal	IF	human		<a href="#">View</a>
<a href="#">HPA044566</a>	polyclonal	IHC	human		<a href="#">View</a>

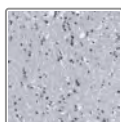


### Anti-SNX1 antibody produced in rabbit

**Synonym(s):** Anti-HsT17379, Anti-MGC8664, Anti-SNX1A, Anti-Vps5, Anti-sorting nexin 1

[All Photos](#) (6)


Product No.	Clonality	Application	Species Reactivity	Citations	SDS
<a href="#">HPA052761</a>	polyclonal	IF	human		 <a href="#">View</a>
<a href="#">HPA047373</a>	polyclonal	IF, IHC	human		 <a href="#">View</a>

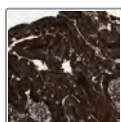


### Anti-SNX10 antibody produced in rabbit

**Synonym(s):** Anti-Sorting nexin-10

[All Photos](#) (2)

Product No.	Clonality	Application	Species Reactivity	Citations	SDS
<a href="#">HPA064782</a>	polyclonal	IF	human		<a href="#">View</a>
<a href="#">HPA015605</a>	polyclonal	IHC	human	5	 <a href="#">View</a>

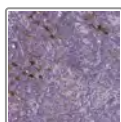


### Anti-SNX30 antibody produced in rabbit

**Synonym(s):** Anti-Sorting nexin-30

[All Photos](#) (3)

Product No.	Clonality	Application	Species Reactivity	Citations	SDS
<a href="#">HPA019346</a>	polyclonal	IF, IHC	human	2	<a href="#">View</a>

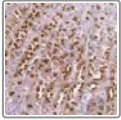


### Anti-SNX11 antibody produced in rabbit

**Synonym(s):** Anti-Sorting nexin 11

## All Photos (7)

Product No.	Clonality	Application	Species Reactivity	Citations	SDS
<a href="#">HPA044787</a>	polyclonal	IHC	human, rat, mouse		<a href="#">View</a>
<a href="#">HPA054660</a>	polyclonal	IHC	human		<a href="#">View</a>




### Anti-SNX6 antibody produced in rabbit

**Synonym(s):** Anti-sorting nexin 6

## All Photos (3)


Product No.	Clonality	Application	Species Reactivity	Citations	SDS
<a href="#">HPA049374</a>	polyclonal	IF, IHC	human	9	<a href="#">View</a>




### Anti-SNX20 antibody produced in rabbit

**Synonym(s):** Anti-SLIC-1, Anti-SLIC1, Anti-Sorting Nexin 20

## All Photos (3)


Product No.	Clonality	Application	Species Reactivity	Citations	SDS
<a href="#">HPA043649</a>	polyclonal	IF, IHC	human	1	 <a href="#">View</a>



### Anti-SNX32 antibody produced in rabbit

**Synonym(s):** Anti-Flj30934, Anti-Snx6b, Anti-Sorting nexin 32

## All Photos (2)

Product No.	Clonality	Application	Species Reactivity	Citations	SDS
<a href="#">HPA041775</a>	polyclonal	IHC	human		 <a href="#">View</a>

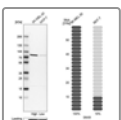


### Anti-SNX33 antibody produced in rabbit

**Synonym(s):** Anti-Mgc32065, Anti-Sh3px3, Anti-Sh3pxd3c, Anti-Snx30, Anti-Sorting nexin 33

## All Photos (1)


Product No.	Clonality	Application	Species Reactivity	Citations	SDS
<a href="#">HPA040988</a>	polyclonal	IHC	human		<a href="#">View</a>

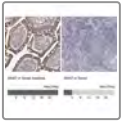


### Anti-SNX9 antibody produced in rabbit

**Synonym(s):** Anti-SDP1, Anti-SH3PX1, Anti-SH3PXD3A, Anti-sorting nexin 9

## All Photos (5)


Product No.	Clonality	Application	Species Reactivity	Citations	SDS
<a href="#">HPA057203</a>	polyclonal	IF	human		<a href="#">View</a>
<a href="#">HPA031410</a>	polyclonal	IF, IHC	rat, human, mouse	8	 <a href="#">View</a>

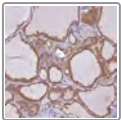


### Anti-SNX7 antibody produced in rabbit

**Synonym(s):** Anti-Sorting nexin 7

[All Photos](#) (4)


Product No.	Clonality	Application	Species Reactivity	Citations	SDS
<a href="#">HPA054338</a>	polyclonal	IF	human		<a href="#">View</a>
<a href="#">HPA037419</a>	polyclonal	IHC	human	1	 <a href="#">View</a>



### Anti-SNX5 antibody produced in rabbit

[All Photos](#) (2)

Product No.	Clonality	Application	Species Reactivity	Citations	SDS
<a href="#">HPA051187</a>	polyclonal	IHC	human		<a href="#">View</a>

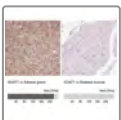


### Anti-SNX21 antibody produced in rabbit

**Synonym(s):** Anti-C20orf161, Anti-SNX-L, Anti-Sorting Nexin Family Member 21, Anti-dJ337O18.4

[All Photos](#) (2)


Product No.	Clonality	Application	Species Reactivity	Citations	SDS
<a href="#">HPA046359</a>	polyclonal	IF, IHC	human		<a href="#">View</a>




### Anti-SOAT1 antibody produced in rabbit

**Synonym(s):** Anti-ACAT, Anti-SOAT, Anti-STAT

[All Photos](#) (6)

Product No.	Clonality	Application	Species Reactivity	Citations	SDS
<a href="#">HPA047171</a>	polyclonal	IF, IHC	human	1	 <a href="#">View</a>

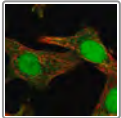


### Anti-SOCS5 antibody produced in rabbit

**Synonym(s):** Anti-CIS-6, Anti-Cytokine-inducible SH2 protein 6, Anti-Cytokine-inducible SH2-containing protein 5, Anti-SOCS-5, Anti-Suppressor of cytokine signaling 5

[All Photos](#) (2)

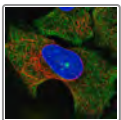
Product No.	Clonality	Application	Species Reactivity	Citations	SDS
<a href="#">HPA020884</a>	polyclonal	IF, IHC	human	4	<a href="#">View</a>



### Anti-SOCS4 antibody produced in rabbit

[All Photos](#) (1)

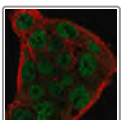
Product No.	Clonality	Application	Species Reactivity	Citations	SDS
<a href="#">HPA057961</a>	polyclonal	IF	human		<a href="#">View</a>



### Anti-SOCS3 antibody produced in rabbit

[All Photos](#) (1)

Product No.	Clonality	Application	Species Reactivity	Citations	SDS
<a href="#">HPA068569</a>	polyclonal	IF	human		<a href="#">View</a>



### Anti-SOCS1 antibody produced in rabbit

[All Photos](#) (1)

Product No.	Clonality	Application	Species Reactivity	Citations	SDS
<a href="#">HPA074108</a>	polyclonal	IF	human		<a href="#">View</a>

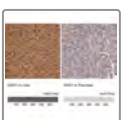


### Anti-SOCS7 antibody produced in rabbit

**Synonym(s):** Anti-suppressor of cytokine signaling 7

[All Photos](#) (2)


Product No.	Clonality	Application	Species Reactivity	Citations	SDS
<a href="#">HPA004475</a>	polyclonal	IF, IHC	human	1	<a href="#">View</a>



### Anti-SOD1 antibody produced in rabbit

**Synonym(s):** Anti-Superoxide dismutase [Cu-Zn] antibody produced in rabbit

## All Photos (8)

Product No.	Clonality	Application	Species Reactivity	Citations	SDS
<a href="#">HPA001401</a>	polyclonal	IF, IHC	human	27	 <a href="#">View</a>



### Anti-SOD2 antibody produced in rabbit

**Synonym(s):** Anti-Superoxide dismutase [Mn], mitochondrial precursor antibody produced in rabbit

## All Photos (6)



Product No.	Clonality	Application	Species Reactivity	Citations	SDS
<a href="#">HPA001814</a>	polyclonal	IHC	mouse, human, rat	22	<a href="#">View</a>

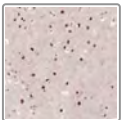


### Anti-SORBS1 antibody produced in rabbit

**Synonym(s):** Anti-CAP, Anti-FLJ12406, Anti-KIAA1296, Anti-SH3D5, Anti-ponsin, Anti-sh3p12, Anti-sorbin and SH3 domain containing 1

## All Photos (13)

Product No.	Clonality	Application	Species Reactivity	Citations	SDS
<a href="#">HPA043084</a>	polyclonal	IHC, WB	human		 <a href="#">View</a>
<a href="#">HPA027559</a>	polyclonal	IF, IHC	human	2	 <a href="#">View</a>



### Anti-SORBS2 antibody produced in rabbit

**Synonym(s):** Anti-ARGBP2, Anti-KIAA0777, Anti-Sorbin and SH3 domain containing 2

## All Photos (4)

Product No.	Clonality	Application	Species Reactivity	Citations	SDS
<a href="#">HPA036755</a>	polyclonal	IF, IHC	human		<a href="#">View</a>
<a href="#">HPA036754</a>	polyclonal	IF, IHC	human		<a href="#">View</a>




### Anti-SORBS3 antibody produced in rabbit

**Synonym(s):** Anti-SCAM-1, Anti-SH3-containing adapter molecule 1, Anti-Sorbin and SH3 domain-containing protein 3, Anti-Vinexin

## All Photos (2)

Product No.	Clonality	Application	Species Reactivity	Citations	SDS
<a href="#">HPA048034</a>	polyclonal	IF	human		<a href="#">View</a>
<a href="#">HPA015849</a>	polyclonal	IHC	human	3	<a href="#">View</a>



### Anti-SORCS1 antibody produced in rabbit

**Synonym(s):** Anti-VPS10 domain-containing receptor SorCS1 precursor, Anti-hSorCS

[All Photos](#) (5)



Product No.	Clonality	Application	Species Reactivity	Citations	SDS
<a href="#">HPA011948</a>	polyclonal	IF, IHC	human	4	<a href="#">View</a>



### Anti-SORD antibody produced in rabbit

**Synonym(s):** Anti-Sorbitol dehydrogenase

[All Photos](#) (16)

Product No.	Clonality	Application	Species Reactivity	Citations	SDS
<a href="#">HPA040260</a>	polyclonal	IF, IHC	human	1	 <a href="#">View</a>
<a href="#">HPA040621</a>	polyclonal	IHC	human, rat, mouse		 <a href="#">View</a>



### Anti-SORL1 antibody produced in rabbit

**Synonym(s):** Anti-C11orf32, Anti-LR11, Anti-LRP9, Anti-SorLA, Anti-SorLA-1, Anti-gp250

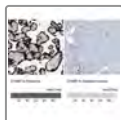
[All Photos](#) (4)

Product No.	Clonality	Application	Species Reactivity	Citations	SDS
<a href="#">HPA031321</a>	polyclonal	IHC	human		



## All Photos (2) **Anti-SOS2 antibody produced in rabbit**


Product No.	Clonality	Application	Species Reactivity	Citations	SDS
<a href="#">HPA052689</a>	polyclonal	IF	human		<a href="#">View</a>
<a href="#">HPA047368</a>	polyclonal	IHC	human		<a href="#">View</a>

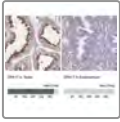


## **Anti-S100P antibody produced in rabbit**

**Synonym(s):** Anti-Protein S100-P, Anti-S100 calcium-binding protein P

## All Photos (3)


Product No.	Clonality	Application	Species Reactivity	Citations	SDS
<a href="#">HPA019502</a>	polyclonal	IHC	human	3	 <a href="#">View</a>

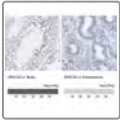


## Anti-SPA17 antibody produced in rabbit

**Synonym(s):** Anti-CT22, Anti-SP17, Anti-Sperm autoantigenic protein 17

[All Photos](#) (5)


Product No.	Clonality	Application	Species Reactivity	Citations	SDS
<a href="#">HPA037568</a>	polyclonal	IF, IHC	human	4	 <a href="#">View</a>

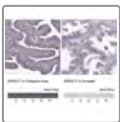


## Anti-SPACA3 antibody produced in rabbit

**Synonym(s):** Anti-CT54, Anti-Cancer/testis antigen 54, Anti-Lysozyme-like acrosomal sperm-specific secretory protein ALLP-17, Anti-Lysozyme-like protein 3, Anti-Sperm acrosome membrane-associated protein 3, Anti-Sperm lysozyme-like protein 1



[All Photos](#) (6)

Product No.	Clonality	Application	Species Reactivity	Citations	SDS
<a href="#">HPA023633</a>	polyclonal	IHC	human		 <a href="#">View</a>



## Anti-SPAG17 antibody produced in rabbit


[All Photos](#) (10)

Product No.	Clonality	Application	Species Reactivity	Citations	SDS
<a href="#">HPA028597</a>	polyclonal	IHC	human		 <a href="#">View</a>
<a href="#">HPA028666</a>	polyclonal	IHC	human		 <a href="#">View</a>



## Anti-SPAG6 antibody produced in rabbit

[All Photos](#) (4)

Product No.	Clonality	Application	Species Reactivity	Citations	SDS
<a href="#">HPA038440</a>	polyclonal	IHC	human	18	 <a href="#">View</a>



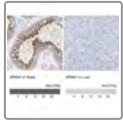
## Anti-SPAG9 antibody produced in rabbit

**Synonym(s):** Anti-CT89, Anti-FLJ13450, Anti-FLJ14006, Anti-FLJ26141, Anti-FLJ34602, Anti-HLC4, Anti-HSS, Anti-JLP, Anti-KIAA0516, Anti-MGC117291, Anti-MGC14967, Anti-MGC74461, Anti-PHET, Anti-PIG6, Anti-Sperm associated antigen 9

[All Photos](#) (7)

Product No.	Clonality	Application	Species Reactivity	Citations	SDS
<a href="#">HPA061458</a>	polyclonal	IF	human		<a href="#">View</a>


Product No.	Clonality	Application	Species Reactivity	Citations	SDS
<a href="#">HPA040446</a>	polyclonal	IF, IHC	human		<a href="#">View</a>




### Anti-SPAM1 antibody produced in rabbit

**Synonym(s):** Anti-Hyal-PH20, Anti-Hyaluronidase PH-20 precursor, Anti-Hyaluronoglucosaminidase PH-20, Anti-Sperm adhesion molecule 1, Anti-Sperm surface protein PH-20

[All Photos](#) (5)



Product No.	Clonality	Application	Species Reactivity	Citations	SDS
<a href="#">HPA017984</a>	polyclonal	IHC	human	4	 <a href="#">View</a>

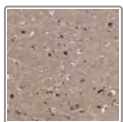


### Anti-SPARC antibody produced in rabbit

**Synonym(s):** Anti-BM-40 antibody produced in rabbit, Anti-Basement-membrane protein 40 antibody produced in rabbit, Anti-ON antibody produced in rabbit, Anti-Osteonectin antibody produced in rabbit, Anti-SPARC precursor antibody produced in rabbit, Anti-Secreted protein acidic and rich in cysteine antibody produced in rabbit

[All Photos](#) (10)

Product No.	Clonality	Application	Species Reactivity	Citations	SDS
<a href="#">HPA003020</a>	polyclonal	IHC	human	3	 <a href="#">View</a>
<a href="#">HPA002989</a>	polyclonal	IHC	human	3	 <a href="#">View</a>

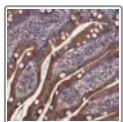


### Anti-SPAST antibody produced in rabbit

**Synonym(s):** Anti-Spastin

[All Photos](#) (7)

Product No.	Clonality	Application	Species Reactivity	Citations	SDS
<a href="#">HPA017311</a>	polyclonal	IF, IHC	rat, human	3	<a href="#">View</a>

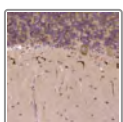


### Anti-SPATA13 antibody produced in rabbit

**Synonym(s):** Anti-Arhgef29, Anti-Flj31208, Anti-Spermatogenesis associated 13

[All Photos](#) (2)

Product No.	Clonality	Application	Species Reactivity	Citations	SDS
<a href="#">HPA040185</a>	polyclonal	IF, IHC	human		<a href="#">View</a>



### Anti-S100BPB antibody produced in rabbit

**Synonym(s):** Anti-FLJ12903, Anti-S100P binding protein, Anti-S100PBPR

[All Photos](#) (5)

Product No.	Clonality	Application	Species Reactivity	Citations	SDS
<a href="#">HPA027242</a>	polyclonal	IHC	human		<a href="#">View</a>
<a href="#">HPA027328</a>	polyclonal	IF, IHC	human		<a href="#">View</a>

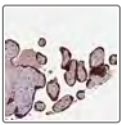


### Anti-SPCS2 antibody produced in rabbit

**Synonym(s):** Anti-Mitosomal signal peptidase 25 kDa subunit, Anti-SPase 25 kDa subunit, Anti-Signal peptidase complex subunit 2

[All Photos](#) (8)

Product No.	Clonality	Application	Species Reactivity	Citations	SDS
<a href="#">HPA013386</a>	polyclonal	IF, IHC	human, rat, mouse	2	<a href="#">View</a>

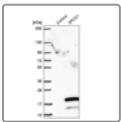


### Anti-SPCS3 antibody produced in rabbit

**Synonym(s):** Anti-FLJ22649, Anti-PRO3567, Anti-SPC22/23, Anti-SPC3, Anti-signal peptidase complex subunit 3 homolog (S. cerevisiae)

[All Photos](#) (1)


Product No.	Clonality	Application	Species Reactivity	Citations	SDS
<a href="#">HPA053180</a>	polyclonal	IHC	human		<a href="#">View</a>

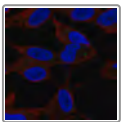


### Anti-SPCS1 antibody produced in rabbit

**Synonym(s):** Anti-HSPC033, Anti-SPC1, Anti-SPC12, Anti-Signal Peptidase Complex Subunit 1 Homolog (S. Cerevisiae), Anti-YJR010C-A

[All Photos](#) (6)

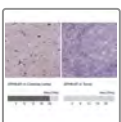
Product No.	Clonality	Application	Species Reactivity	Citations	SDS
<a href="#">HPA055273</a>	polyclonal	IF	human		<a href="#">View</a>
<a href="#">HPA046091</a>	polyclonal	IHC	human		<a href="#">View</a>



### Anti-SPHK2 antibody produced in rabbit

[All Photos](#) (1)



Product No.	Clonality	Application	Species Reactivity	Citations	SDS
<a href="#">HPA065508</a>	polyclonal	IF	human		<a href="#">View</a>

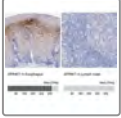


### Anti-SPHKAP antibody produced in rabbit

**Synonym(s):** Anti-SKIP, Anti-SPHK1 interactor, AKAP domain containing

## All Photos (6)


Product No.	Clonality	Application	Species Reactivity	Citations	SDS
<a href="#">HPA048168</a>	polyclonal	IHC	human		<a href="#">View</a>
<a href="#">HPA042499</a>	polyclonal	IHC	human		<a href="#">View</a>

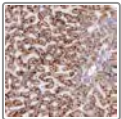


### Anti-SPINK7 antibody produced in rabbit

**Synonym(s):** Anti-ECG2, Anti-ECRG2, Anti-Serine peptidase inhibitor, Kazal type 7 (putative)

## All Photos (3)

Product No.	Clonality	Application	Species Reactivity	Citations	SDS
<a href="#">HPA036294</a>	polyclonal	IHC	human		<a href="#">View</a>

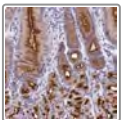


### Anti-SPINK9 antibody produced in rabbit

**Synonym(s):** Anti-Serine peptidase inhibitor, kazal type 9

## All Photos (1)

Product No.	Clonality	Application	Species Reactivity	Citations	SDS
<a href="#">HPA038288</a>	polyclonal	IHC	human		<a href="#">View</a>

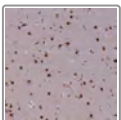


### Anti-SPIRE2 antibody produced in rabbit

**Synonym(s):** Anti-KIAA1832, Anti-spir-2, Anti-spire homolog 2 (Drosophila)

## All Photos (6)

Product No.	Clonality	Application	Species Reactivity	Citations	SDS
<a href="#">HPA049415</a>	polyclonal	IHC	human		<a href="#">View</a>
<a href="#">HPA041413</a>	polyclonal	IF, IHC	human		<a href="#">View</a>



### Anti-Spire1 antibody produced in rabbit

**Synonym(s):** Anti-KIAA1135, Anti-Spir-1, Anti-Spire homolog 1 (Drosophila)

## All Photos (3)

Product No.	Clonality	Application	Species Reactivity	Citations	SDS
<a href="#">HPA040737</a>	polyclonal	IF, IHC	human		<a href="#">View</a>

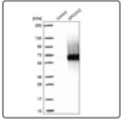


### Anti-SPOCK1 antibody produced in rabbit

**Synonym(s):** Anti-MGC10235, Anti-SPOCK, Anti-TIC1, Anti-sparc/osteonectin, cwcv and kazal-like domains proteoglycan (testican) 1, Anti-testican-1

## All Photos (4)


Product No.	Clonality	Application	Species Reactivity	Citations	SDS
<a href="#">HPA007450</a>	polyclonal	IHC	human	6	<a href="#">View</a>




### Anti-SPOCK2 antibody produced in rabbit

**Synonym(s):** Anti-KIAA0275, Anti-Sparc/Osteonectin, Cwcv And Kazal-Like Domains Proteoglycan (Testican) 2, Anti-Testican-2

## All Photos (4)


Product No.	Clonality	Application	Species Reactivity	Citations	SDS
<a href="#">HPA044605</a>	polyclonal	IHC	human	2	 <a href="#">View</a>

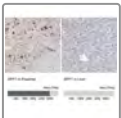


### Anti-SPON2 antibody produced in rabbit

**Synonym(s):** Anti-DIL1, Anti-spondin 2, extracellular matrix protein

## All Photos (7)


Product No.	Clonality	Application	Species Reactivity	Citations	SDS
<a href="#">HPA066095</a>	polyclonal	IF	human		<a href="#">View</a>
<a href="#">HPA040170</a>	polyclonal	IHC	human	1	 <a href="#">View</a>

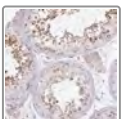


### Anti-SPP1 antibody produced in rabbit

**Synonym(s):** Anti-BNSP, Anti-BSPI, Anti-ETA-1, Anti-OPN, Anti-secreted phosphoprotein 1

## All Photos (7)

Product No.	Clonality	Application	Species Reactivity	Citations	SDS
<a href="#">HPA027541</a>	polyclonal	IF, IHC	human	13	 <a href="#">View</a>



### Anti-SPPL3 antibody produced in rabbit

**Synonym(s):** Anti-DKFZP586C1324, Anti-IMP2, Anti-MGC126674, Anti-MGC126676, Anti-MGC90402

## All Photos (2)

Product No.	Clonality	Application	Species Reactivity	Citations	SDS
<a href="#">HPA004194</a>	polyclonal	IF	human		<a href="#">View</a>
<a href="#">HPA059958</a>	polyclonal	IHC	human		<a href="#">View</a>



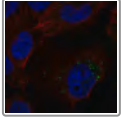
### Anti-SPR antibody produced in rabbit



**Synonym(s):** Anti-Sdr38c1, Anti-Sepiapterin reductase (7,8-dihydrobiopterin:nadp+ oxidoreductase)

[Photos](#) (3)

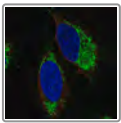
Product No.	Clonality	Application	Species Reactivity	Citations	SDS
<a href="#">HPA039505</a>	polyclonal	IF, IHC	human		<a href="#">View</a>



### Anti-S1PR1 antibody produced in rabbit

[All Photos](#) (1)

Product No.	Clonality	Application	Species Reactivity	Citations	SDS
<a href="#">HPA075568</a>	polyclonal	IF	human	15	<a href="#">View</a>




### Anti-S1PR4 antibody produced in rabbit

**Synonym(s):** Anti-EDG6

[All Photos](#) (1)

Product No.	Clonality	Application	Species Reactivity	Citations	SDS
<a href="#">HPA060601</a>	polyclonal	IF, IHC	human		<a href="#">View</a>



### Anti-SPRED2 antibody produced in rabbit

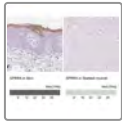
**Synonym(s):** FLJ21897, FLJ31917, Spred-2

[All Photos](#) (1)

Product No.	Clonality	Application	Species Reactivity	Citations	SDS
<a href="#">HPA064394</a>	polyclonal	IHC	human		

## All Photos (3) **Anti-SPRED1 antibody produced in rabbit**


Product No.	Clonality	Application	Species Reactivity	Citations	SDS
<a href="#">HPA061805</a>	polyclonal	IF	human		<a href="#">View</a>
<a href="#">HPA042193</a>	polyclonal	IHC	human	6	<a href="#">View</a>



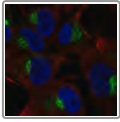
## **Anti-SPRR4 antibody produced in rabbit**

**Synonym(s):** Anti-small proline-rich protein 4

## All Photos (3)

Product No.	Clonality	Application	Species Reactivity	Citations	SDS
<a href="#">HPA055963</a>	polyclonal	IHC	human		<a href="#">View</a>

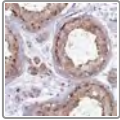




## Anti-SPRY4 antibody produced in rabbit

[All Photos](#) (3)

Product No.	Clonality	Application	Species Reactivity	Citations	SDS
<a href="#">HPA055471</a>	polyclonal	IF	human		<a href="#">View</a>
<a href="#">HPA072661</a>	polyclonal	IF	human		<a href="#">View</a>

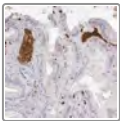


## Anti-SPRY1 antibody produced in rabbit

**Synonym(s):** Anti-hSPRY1

[All Photos](#) (3)

Product No.	Clonality	Application	Species Reactivity	Citations	SDS
<a href="#">HPA070554</a>	polyclonal	IF	human		<a href="#">View</a>
<a href="#">HPA051369</a>	polyclonal	IHC	human		<a href="#">View</a>




## Anti-SPTA1 antibody produced in rabbit

**Synonym(s):** Anti-EL2, Anti-spectrin,  $\alpha$ , erythrocytic 1 (elliptocytosis 2)

[All Photos](#) (5)

Product No.	Clonality	Application	Species Reactivity	Citations	SDS
<a href="#">HPA028048</a>	polyclonal	IHC	human	2	<a href="#">View</a>
<a href="#">HPA028253</a>	polyclonal	IHC	human	2	<a href="#">View</a>



## Anti-SPTAN1 antibody produced in rabbit

**Synonym(s):** Anti-Alpha-II spectrin, Anti-Fodrin alpha chain, Anti-Spectrin alpha chain, brain, Anti-Spectrin, non-erythroid alpha chain

[All Photos](#) (7)



Product No.	Clonality	Application	Species Reactivity	Citations	SDS
<a href="#">HPA007927</a>	polyclonal	IF, IHC	human	3	<a href="#">View</a>

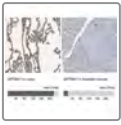


## Anti-SPTB antibody produced in rabbit

**Synonym(s):** Anti- $\beta$ -I Spectrin antibody produced in rabbit, Anti-Spectrin  $\beta$ -chain, erythrocyte antibody produced in rabbit

[All Photos](#) (10)


Product No.	Clonality	Application	Species Reactivity	Citations	EV	SDS
<a href="#">HPA003398</a>	polyclonal	IF, IHC	human	4		<a href="#">View</a>
<a href="#">HPA003394</a>	polyclonal	IF, IHC	human	3		<a href="#">View</a>

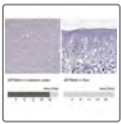


### Anti-SPTBN1 antibody produced in rabbit

**Synonym(s):** Anti-Beta-II spectrin, Anti-Fodrin beta chain, Anti-Spectrin beta chain, brain 1, Anti-Spectrin, non-erythroid beta chain 1


[All Photos](#) (10)

Product No.	Clonality	Application	Species Reactivity	Citations	EV	SDS
<a href="#">HPA012685</a>	polyclonal	IF, IHC	human	5		<a href="#">View</a>
<a href="#">HPA013149</a>	polyclonal	IHC	human	4		<a href="#">View</a>



### Anti-SPTBN4 antibody produced in rabbit

[All Photos](#) (6)

Product No.	Clonality	Application	Species Reactivity	Citations	EV	SDS
<a href="#">HPA054481</a>	polyclonal	IF, IHC	human			<a href="#">View</a>

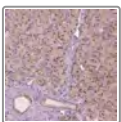


### Anti-SPTLC1 antibody produced in rabbit

**Synonym(s):** Anti-LCB 1 antibody produced in rabbit, Anti-Long chain base biosynthesis protein 1 antibody produced in rabbit, Anti-SPT 1 antibody produced in rabbit, Anti-SPT1 antibody produced in rabbit, Anti-Serine palmitoyltransferase 1 antibody produced in rabbit, Anti-Serine-palmitoyl-CoA transferase 1 antibody produced in rabbit

[All Photos](#) (4)

Product No.	Clonality	Application	Species Reactivity	Citations	SDS
<a href="#">HPA063907</a>	polyclonal	IF	human	1	<a href="#">View</a>
<a href="#">HPA010860</a>	polyclonal	IHC	human	6	<a href="#">View</a>




### Anti-SQSTM1 antibody produced in rabbit

**Synonym(s):** A170, OSIL, PDB3, p60, p62, p62B

[All Photos](#) (3)


Product No.	Clonality	Application	Species Reactivity	Citations	SDS
<a href="#">HPA064165</a>	polyclonal	IF	human		<a href="#">View</a>
<a href="#">HPA068843</a>	polyclonal	IHC	human		<a href="#">View</a>

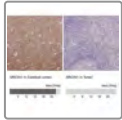


### Anti-SRC antibody produced in rabbit

**Synonym(s):** Anti-ASV, Anti-SRC1, Anti-c-src

[All Photos](#) (2)


Product No.	Clonality	Application	Species Reactivity	Citations	SDS
<a href="#">HPA030875</a>	polyclonal	IF	human	4	 <a href="#">View</a>

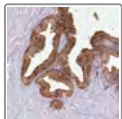


### Anti-SRCIN1 antibody produced in rabbit

**Synonym(s):** Anti-KIAA1684, Anti-SNIP, Anti-p140Cap

[All Photos](#) (4)

Product No.	Clonality	Application	Species Reactivity	Citations	SDS
<a href="#">HPA063795</a>	polyclonal	IF, IHC	human		 <a href="#">View</a>



### Anti-SRD5A1 antibody produced in rabbit

[All Photos](#) (4)

Product No.	Clonality	Application	Species Reactivity	Citations	SDS
<a href="#">HPA051402</a>	polyclonal	IHC	human	1	<a href="#">View</a>



### Anti-SRGAP1 antibody produced in rabbit

**Synonym(s):** Anti-ARHGAP13, Anti-KIAA1304, Anti-SLIT-ROBO Rho GTPase activating protein 1

[All Photos](#) (2)



Product No.	Clonality	Application	Species Reactivity	Citations	SDS
<a href="#">HPA052416</a>	polyclonal	IF, IHC	human		<a href="#">View</a>




### Anti-SRGAP3 antibody produced in rabbit

**Synonym(s):** Anti-ARHGAP14, Anti-KIAA0411, Anti-MEGAP, Anti-SLIT-ROBO Rho GTPase activating protein 3, Anti-SRGAP2, Anti-WRP

[All Photos](#) (17)

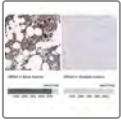
Product No.	Clonality	Application	Species Reactivity	Citations	SDS
<a href="#">HPA036959</a>	polyclonal	IHC	human		 <a href="#">View</a>
<a href="#">HPA044074</a>	polyclonal	IF, IHC	human		 <a href="#">View</a>



## Anti-SRGAP2 antibody produced in rabbit

[All Photos](#) (11)


Product No.	Clonality	Application	Species Reactivity	Citations	SDS
<a href="#">HPA028191</a>	polyclonal	IF, IHC	human	1	<a href="#">View</a>
<a href="#">HPA028196</a>	polyclonal	IF, IHC	human		<a href="#">View</a>



## Anti-SRGN antibody produced in rabbit

**Synonym(s):** Anti-Hematopoetic proteoglycan core protein antibody produced in rabbit, Anti-P.PG antibody produced in rabbit, Anti-Platelet proteoglycan core protein antibody produced in rabbit, Anti-Secretory granule proteoglycan core protein precursor antibody produced in rabbit, Anti-Serglycin antibody produced in rabbit



[All Photos](#) (6)

Product No.	Clonality	Application	Species Reactivity	Citations	SDS
<a href="#">HPA000759</a>	polyclonal	IHC	human	9	 <a href="#">View</a>



## Anti-SRI antibody produced in rabbit

[All Photos](#) (14)



Product No.	Clonality	Application	Species Reactivity	Citations	SDS
<a href="#">HPA073666</a>	polyclonal	IHC	human		 <a href="#">View</a>
<a href="#">HPA019004</a>	polyclonal	IF, IHC	human		 <a href="#">View</a>




## Anti-SRL antibody produced in rabbit

**Synonym(s):** Anti-sarcalumenin

[All Photos](#) (12)


Product No.	Clonality	Application	Species Reactivity	Citations	SDS
<a href="#">HPA041535</a>	polyclonal	IHC	human	1	 <a href="#">View</a>
<a href="#">HPA045520</a>	polyclonal	IHC	human		 <a href="#">View</a>

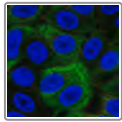


## Anti-SRM antibody produced in rabbit

**Synonym(s):** Anti-Putrescine aminopropyltransferase, Anti-SPDSY, Anti-Spermidine synthase

[All Photos](#) (3)

Product No.	Clonality	Application	Species Reactivity	Citations	SDS
<a href="#">HPA015746</a>	polyclonal	IF, IHC	human		<a href="#">View</a>



### Anti-SRMS antibody produced in rabbit

[All Photos](#) (1)

Product No.	Clonality	Application	Species Reactivity	Citations	SDS
<a href="#">HPA073987</a>	polyclonal	IF	human		<a href="#">View</a>

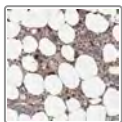


### Anti-SRP19 antibody produced in rabbit

**Synonym(s):** Anti-signal recognition particle 19kDa

[All Photos](#) (3)

Product No.	Clonality	Application	Species Reactivity	Citations	SDS
<a href="#">HPA029272</a>	polyclonal	IHC	human, mouse		<a href="#">View</a>



### Anti-SRP72 antibody produced in rabbit

**Synonym(s):** Anti-PIG13, Anti-signal recognition particle 72kDa

[All Photos](#) (6)

Product No.	Clonality	Application	Species Reactivity	Citations	SDS
<a href="#">HPA034621</a>	polyclonal	IHC	human	1	<a href="#">View</a>

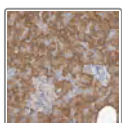


### Anti-SRP54 antibody produced in rabbit

**Synonym(s):** Anti-signal recognition particle 54kDa

[All Photos](#) (3)

Product No.	Clonality	Application	Species Reactivity	Citations	SDS
<a href="#">HPA062044</a>	polyclonal	IF	human		<a href="#">View</a>
<a href="#">HPA048977</a>	polyclonal	IHC	human		<a href="#">View</a>




### Anti-SRPRB antibody produced in rabbit

**Synonym(s):** Anti-Protein APMCF1, Anti-SR-beta, Anti-Signal recognition particle receptor subunit beta

[All Photos](#) (2)

Product No.	Clonality	Application	Species Reactivity	Citations	SDS
<a href="#">HPA011173</a>	polyclonal	IF, IHC	human	3	<a href="#">View</a>


Product No.	Clonality	Application	Species Reactivity	Citations	SDS
-------------	-----------	-------------	--------------------	-----------	-----

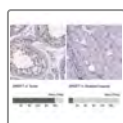


### Anti-SRRT antibody produced in rabbit

**Synonym(s):** Anti-ARS2, Anti-Asr2, Anti-serrate, Anti-serrate RNA effector molecule homolog (Arabidopsis)

**All Photos** (5)



Product No.	Clonality	Application	Species Reactivity	Citations	SDS
<a href="#">HPA058379</a>	polyclonal	IF	human		<a href="#">View</a>
<a href="#">HPA042858</a>	polyclonal	IF, IHC, WB	human	1	 <a href="#">View</a>

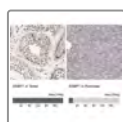


### Anti-SRSF7 antibody produced in rabbit

**Synonym(s):** Anti-9G8, Anti-AAG3, Anti-HSSG1, Anti-RBM37, Anti-SFRS7, Anti-Serine/Arginine-Rich Splicing Factor 7, Anti-ZCCHC20, Anti-ZCRB2

**All Photos** (7)


Product No.	Clonality	Application	Species Reactivity	Citations	SDS
<a href="#">HPA043850</a>	polyclonal	IF, IHC	human	3	 <a href="#">View</a>
<a href="#">HPA056926</a>	polyclonal	IF, IHC	human	1	 <a href="#">View</a>

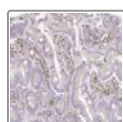


### Anti-SSBP1 antibody produced in rabbit

**Synonym(s):** Anti-Mt-SSB antibody produced in rabbit, Anti-MtSSB antibody produced in rabbit, Anti-PWP1-interacting protein 17 antibody produced in rabbit, Anti-Single-stranded DNA-binding protein, mitochondrial precursor antibody produced in rabbit

**All Photos** (8)

Product No.	Clonality	Application	Species Reactivity	Citations	SDS
<a href="#">HPA002866</a>	polyclonal	IF, IHC	mouse, rat, human	15	 <a href="#">View</a>



### Anti-SSH2 antibody produced in rabbit

**All Photos** (1)

Product No.	Clonality	Application	Species Reactivity	Citations	SDS
<a href="#">HPA057099</a>	polyclonal	IHC	human		

[All Photos](#) (1) **Anti-SSH1 antibody produced in rabbit**

**Synonym(s):** Anti-Protein phosphatase Slingshot homolog 1, Anti-SSH-1L, Anti-hSSH-1L

Product No.	Clonality	Application	Species Reactivity	Citations	SDS
<a href="#">HPA019845</a>	polyclonal	IHC	human	4	<a href="#">View</a>

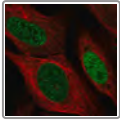


**Anti-SSH3 antibody produced in rabbit**

**Synonym(s):** Anti-Protein phosphatase Slingshot homolog 3, Anti-SSH-3L, Anti-hSSH-3L

[All Photos](#) (3)

Product No.	Clonality	Application	Species Reactivity	Citations	SDS
<a href="#">HPA019957</a>	polyclonal	IHC	human	2	<a href="#">View</a>
<a href="#">HPA019949</a>	polyclonal	IF, IHC	human	2	<a href="#">View</a>



### Anti-SSPN antibody produced in rabbit

[All Photos](#) (1)



Product No.	Clonality	Application	Species Reactivity	Citations	SDS
<a href="#">HPA066432</a>	polyclonal	IF	human		<a href="#">View</a>



### Anti-SSR1 antibody produced in rabbit

**Synonym(s):** Anti-SSR-alpha, Anti-Signal sequence receptor subunit alpha, Anti-TRAP-alpha, Anti-Translocon-associated protein subunit alpha precursor

[All Photos](#) (14)

Product No.	Clonality	Application	Species Reactivity	Citations	SDS
<a href="#">HPA011276</a>	polyclonal	IF, IHC	rat, mouse, human	5	 <a href="#">View</a>
<a href="#">HPA017062</a>	polyclonal	IHC	human	4	 <a href="#">View</a>

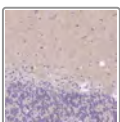


### Anti-SSR3 antibody produced in rabbit

**Synonym(s):** Anti-SSR-gamma, Anti-Signal sequence receptor subunit gamma, Anti-TRAP-gamma, Anti-Translocon-associated protein subunit gamma

[All Photos](#) (6)

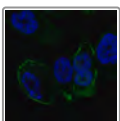
Product No.	Clonality	Application	Species Reactivity	Citations	SDS
<a href="#">HPA014906</a>	polyclonal	IHC	human, rat	6	<a href="#">View</a>



### Anti-SSTR4 antibody produced in rabbit

[All Photos](#) (4)

Product No.	Clonality	Application	Species Reactivity	Citations	SDS
<a href="#">HPA064252</a>	polyclonal	IHC	human		<a href="#">View</a>



### Anti-SSTR5 antibody produced in rabbit

[All Photos](#) (1)

Product No.	Clonality	Application	Species Reactivity	Citations	SDS
<a href="#">HPA066503</a>	polyclonal	IF	human		<a href="#">View</a>



### Anti-SSX2IP antibody produced in rabbit





**Synonym(s):** Anti-ADIP, Anti-Afadin DIL domain-interacting protein, Anti-Afadin- and alpha-actinin-binding protein, Anti-SSX2-interacting protein

[Photos \(1\)](#)





Product No.	Clonality	Application	Species Reactivity	Citations	SDS
<a href="#">HPA027306</a>	polyclonal	IHC	human	7	<a href="#">View</a>

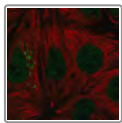


### Anti-ST13 antibody produced in rabbit

**Synonym(s):** Anti-FAM10A1, Anti-HIP, Anti-HSPABP1, Anti-P48, Anti-suppression of tumorigenicity 13 (colon carcinoma) (Hsp70 interacting protein)

[All Photos \(19\)](#)

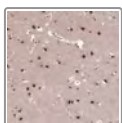
Product No.	Clonality	Application	Species Reactivity	Citations	SDS
<a href="#">HPA047116</a>	polyclonal	IHC	human	1	 <a href="#">View</a>
<a href="#">HPA047114</a>	polyclonal	IF, IHC	human		 <a href="#">View</a>
<a href="#">HPA046412</a>	polyclonal	IF, IHC	human		 <a href="#">View</a>
<a href="#">HPA043233</a>	polyclonal	IF, IHC	human		 <a href="#">View</a>



### Anti-ST14 antibody produced in rabbit

[All Photos \(1\)](#)

Product No.	Clonality	Application	Species Reactivity	Citations	SDS
<a href="#">HPA047014</a>	polyclonal	IF	human		<a href="#">View</a>



### Anti-ST5 antibody produced in rabbit

**Synonym(s):** Anti-DENND2B, Anti-HTS1, Anti-p126, Anti-suppression of tumorigenicity 5

[All Photos \(2\)](#)


Product No.	Clonality	Application	Species Reactivity	Citations	SDS
<a href="#">HPA046796</a>	polyclonal	IF, IHC	human		<a href="#">View</a>

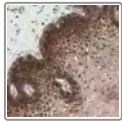


### Anti-STAB2 antibody produced in rabbit

**Synonym(s):** Anti-190 kDa hyaluronan receptor for endocytosis, Anti-FAS1 EGF-like and X-link domain-containing adhesion molecule 2, Anti-FEEL-2, Anti-Fasciclin, EGF-like, laminin-type EGF-like and link domain-containing scavenger receptor 2, Anti-Hyaluronan receptor for endocytosis, Anti-Stabilin-2

[All Photos \(6\)](#)

Product No.	Clonality	Application	Species Reactivity	Citations	SDS
<a href="#">HPA026871</a>	polyclonal	IF, IHC	human	4	 <a href="#">View</a>



### Anti-STAB1 antibody produced in rabbit

**Synonym(s):** Anti-FEEL-1 antibody produced in rabbit, Anti-Fasciclin, EGF-like, laminin-type EGF-like and link domain-containing scavenger receptor 1 antibody produced in rabbit, Anti-MS-1 antigen antibody produced in rabbit, Anti-Stabilin-1 precursor antibody produced in rabbit

[All Photos](#) (1)



Product No.	Clonality	Application	Species Reactivity	Citations	SDS
<a href="#">HPA005434</a>	polyclonal	IHC	human	6	<a href="#">View</a>

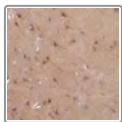


### Anti-STAM2 antibody produced in rabbit

**Synonym(s):** Anti-Hbp, Anti-signal transducing adaptor molecule (SH3 domain and ITAM motif) 2, Anti-Signal transducing adaptor molecule (SH3 domain and ITAM motif) 2

[All Photos](#) (9)

Product No.	Clonality	Application	Species Reactivity	Citations	SDS
<a href="#">HPA035528</a>	polyclonal	IHC	human	1	 <a href="#">View</a>
<a href="#">HPA035529</a>	polyclonal	IF, IHC	human	2	 <a href="#">View</a>



### Anti-STAM antibody produced in rabbit

**Synonym(s):** Anti-STAM1

[All Photos](#) (6)


Product No.	Clonality	Application	Species Reactivity	Citations	SDS
<a href="#">HPA043882</a>	polyclonal	IF, IHC	human		<a href="#">View</a>




### Anti-STAP1 antibody produced in rabbit

**Synonym(s):** Anti-BRDG1, Anti-STAP-1, Anti-Signal transducing adaptor family member 1

[All Photos](#) (4)


Product No.	Clonality	Application	Species Reactivity	Citations	SDS
<a href="#">HPA038529</a>	polyclonal	IF, IHC	human		 <a href="#">View</a>



### Anti-STAP2 antibody produced in rabbit

**Synonym(s):** Anti-signal transducing adaptor family member 2 isoform 1, Anti-NP\_060190.2, Anti-Signal-transducing adaptor protein-2 isoform 1

[All Photos](#) (6)



Product No.	Clonality	Application	Species Reactivity	Citations	SDS
<a href="#">HPA027761</a>	polyclonal	IHC	human		<a href="#">View</a>
<a href="#">HPA002375</a>	polyclonal	IHC	human	3	 <a href="#">View</a>




### Anti-STAR antibody produced in rabbit

**Synonym(s):** Anti-NET29, Anti-STARD1, Anti-TMPIT, Anti-steroidogenic acute regulatory protein

[All Photos](#) (14)


Product No.	Clonality	Application	Species Reactivity	Citations	SDS
<a href="#">HPA027318</a>	polyclonal	IHC	human	3	 <a href="#">View</a>
<a href="#">HPA023644</a>	polyclonal	IHC	human	8	 <a href="#">View</a>

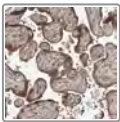


### Anti-STARD10 antibody produced in rabbit

**Synonym(s):** Anti-Antigen NY-CO-28, Anti-PCTP-L, Anti-PCTP-like protein, Anti-START domain-containing protein 10, Anti-StAR-related lipid transfer protein 10, Anti-StARD10

[All Photos](#) (5)

Product No.	Clonality	Application	Species Reactivity	Citations	SDS
<a href="#">HPA026661</a>	polyclonal	IHC	human		 <a href="#">View</a>



### Anti-STARD4 antibody produced in rabbit

**Synonym(s):** Anti-StAR-related lipid transfer (START) domain containing 4

[All Photos](#) (3)

Product No.	Clonality	Application	Species Reactivity	Citations	SDS
<a href="#">HPA046177</a>	polyclonal	IF, IHC	human		<a href="#">View</a>
<a href="#">HPA048081</a>	polyclonal	IHC	human		<a href="#">View</a>

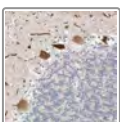


### Anti-STARD5 antibody produced in rabbit

**Synonym(s):** Anti-MGC10327, Anti-StAR-related lipid transfer (START) domain containing 5

[All Photos](#) (3)

Product No.	Clonality	Application	Species Reactivity	Citations	SDS
<a href="#">HPA040662</a>	polyclonal	IF, IHC	human		<a href="#">View</a>

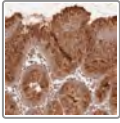


### Anti-STARD9 antibody produced in rabbit

**Synonym(s):** Anti-ANK, Anti-CCAL2, Anti-CPPDD, Anti-HANK, Anti-KIAA1300, Anti-StAR-related lipid transfer (START) domain containing 9

**All  
Photos** (1)

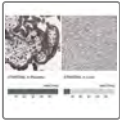
Product No.	Clonality	Application	Species Reactivity	Citations	SDS
<a href="#">HPA014562</a>	polyclonal	IHC	human	2	<a href="#">View</a>



**Anti-STARD7 antibody produced in rabbit**

**All Photos** (2)


Product No.	Clonality	Application	Species Reactivity	Citations	SDS
<a href="#">HPA064958</a>	polyclonal	IF	human		<a href="#">View</a>
<a href="#">HPA064978</a>	polyclonal	IHC	human		<a href="#">View</a>




**Anti-STARD3NL antibody produced in rabbit**

**Synonym(s):** Anti-MLN64 N-terminal domain homolog, Anti-STARD3 N-terminal-like protein

**All Photos** (7)


Product No.	Clonality	Application	Species Reactivity	Citations	SDS
<a href="#">HPA019204</a>	polyclonal	IF, IHC	human	5	 <a href="#">View</a>

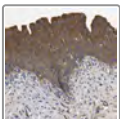


**Anti-STAT3 antibody produced in rabbit**

**Synonym(s):** Anti-APRF, Anti-Acute-phase response factor antibody produced in rabbit, Anti-Signal transducer and activator of transcription 3 antibody produced in rabbit

**All  
Photos** (13)

Product No.	Clonality	Application	Species Reactivity	Citations	SDS
<a href="#">HPA058603</a>	polyclonal	IHC	human		 <a href="#">View</a>
<a href="#">HPA001671</a>	polyclonal	IF, IHC	mouse, human, rat	6	<a href="#">View</a>

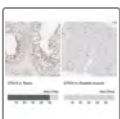


**Anti-STAT2 antibody produced in rabbit**

**Synonym(s):** Anti-Signal transducer and activator of transcription 2, Anti-p113

**All Photos** (2)


Product No.	Clonality	Application	Species Reactivity	Citations	SDS
<a href="#">HPA018888</a>	polyclonal	IF, IHC	human	7	<a href="#">View</a>



**Anti-STAT4 antibody produced in rabbit**

**Synonym(s):** Anti-Signal transducer and activator of transcription 4 antibody produced in rabbit

[All Photos](#) (4)


Product No.	Clonality	Application	Species Reactivity	Citations	SDS
<a href="#">HPA001860</a>	polyclonal	IHC	human	4	 <a href="#">View</a>



**Anti-STAU1 antibody produced in rabbit**

[All Photos](#) (2)


Product No.	Clonality	Application	Species Reactivity	Citations	SDS
<a href="#">HPA049892</a>	polyclonal	IF, IHC	human		<a href="#">View</a>

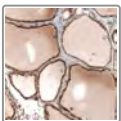


**Anti-STC2 antibody produced in rabbit**

**Synonym(s):** Anti-STC-2, Anti-Stanniocalcin 2

[All Photos](#) (4)

Product No.	Clonality	Application	Species Reactivity	Citations	SDS
<a href="#">HPA045372</a>	polyclonal	IF, IHC	human	2	 <a href="#">View</a>



**Anti-STC1 antibody produced in rabbit**


**Synonym(s):** Anti-STC-1, Anti-Stanniocalcin-1

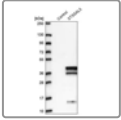
[All Photos](#) (4)

Product No.	Clonality	Application	Species Reactivity	Citations	SDS
<a href="#">HPA023918</a>	polyclonal	IHC	human	5	

## [All Photos](#) (6) **Anti-STEAP3 antibody produced in rabbit**


**Synonym(s):** Anti-STEAP family member 3, metalloreductase, Anti-STMP3, Anti-TSAP6, Anti-dudlin-2

Product No.	Clonality	Application	Species Reactivity	Citations	SDS
<a href="#">HPA050510</a>	polyclonal	IF, IHC	human		<a href="#">View</a>



## **Anti-ST3GAL3 antibody produced in rabbit**

### [All Photos](#) (2)

Product No.	Clonality	Application	Species Reactivity	Citations	SDS
<a href="#">HPA051102</a>	polyclonal	IHC, WB	human		<a href="#">View</a>



## **Anti-ST3GAL4 antibody produced in rabbit**

**Synonym(s):** Anti-CGS23, Anti-FLJ11867, Anti-NANTA3, Anti-SAT3, Anti-SIAT4, Anti-SIAT4C, Anti-ST3 beta-galactoside alpha-2,3-sialyltransferase 4, Anti-STZ

### [All Photos](#) (1)

Product No.	Clonality	Application	Species Reactivity	Citations	SDS
<a href="#">HPA049827</a>	polyclonal	IHC	human		<a href="#">View</a>



### Anti-ST3GAL5 antibody produced in rabbit

**Synonym(s):** Anti-SIAT9, Anti-SIATGM3S, Anti-ST3GalV

[All Photos](#) (3)

Product No.	Clonality	Application	Species Reactivity	Citations	SDS
<a href="#">HPA068928</a>	polyclonal	IF	human		<a href="#">View</a>
<a href="#">HPA040425</a>	polyclonal	IHC	human		<a href="#">View</a>



### Anti-ST6GALNAC3 antibody produced in rabbit

**Synonym(s):** Anti-SIAT7C

[All Photos](#) (7)

Product No.	Clonality	Application	Species Reactivity	Citations	SDS
<a href="#">HPA054566</a>	polyclonal	IF	human		<a href="#">View</a>
<a href="#">HPA055399</a>	polyclonal	IF, IHC	human		<a href="#">View</a>



### Anti-STIM1 antibody produced in rabbit

**Synonym(s):** Anti-Stromal interaction molecule 1 precursor

[All Photos](#) (15)

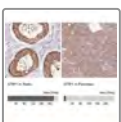
Product No.	Clonality	Application	Species Reactivity	Citations	EV	SDS
<a href="#">HPA011088</a>	polyclonal	IF, IHC	human	4		<a href="#">View</a>
<a href="#">HPA012123</a>	polyclonal	IF, IHC	rat, human	6		<a href="#">View</a>



### Anti-STIM2 antibody produced in rabbit

[All Photos](#) (3)



Product No.	Clonality	Application	Species Reactivity	Citations	SDS
<a href="#">HPA057511</a>	polyclonal	IHC	human		<a href="#">View</a>
<a href="#">HPA036933</a>	polyclonal	IHC	human		<a href="#">View</a>



### Anti-STIP1 antibody produced in rabbit

**Synonym(s):** Anti-HOP, Anti-STI1

## All Photos (14)

Product No.	Clonality	Application	Species Reactivity	Citations	SDS
<a href="#">HPA044062</a>	polyclonal	IHC	human	1	 <a href="#">View</a>
<a href="#">HPA039291</a>	polyclonal	IF, IHC	human	1	 <a href="#">View</a>

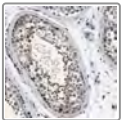


### Anti-STK19 antibody produced in rabbit

**Synonym(s):** Anti-D6S60, Anti-G11, Anti-RP1, Anti-Serine/threonine-protein kinase 19

## All Photos (6)

Product No.	Clonality	Application	Species Reactivity	Citations	SDS
<a href="#">HPA068559</a>	polyclonal	IF	human		<a href="#">View</a>
<a href="#">HPA031510</a>	polyclonal	IHC, WB	human		<a href="#">View</a>



### Anti-STK33 antibody produced in rabbit

**Synonym(s):** Anti-Serine/threonine-protein kinase 33

## All Photos (3)

Product No.	Clonality	Application	Species Reactivity	Citations	SDS
<a href="#">HPA056855</a>	polyclonal	IF, IHC	human		<a href="#">View</a>
<a href="#">HPA015742</a>	polyclonal	IHC	human	4	<a href="#">View</a>



### Anti-STK35 antibody produced in rabbit

**Synonym(s):** Anti-CLIK1, Anti-bA550O8.2, Anti-serine/threonine kinase 35

## All Photos (2)


Product No.	Clonality	Application	Species Reactivity	Citations	SDS
<a href="#">HPA026452</a>	polyclonal	IF	human		<a href="#">View</a>
<a href="#">HPA051673</a>	polyclonal	IHC	human		<a href="#">View</a>



### Anti-STK10 antibody produced in rabbit

**Synonym(s):** Anti-LOK, Anti-PRO2729, Anti-serine/threonine kinase 10

## All Photos (6)

Product No.	Clonality	Application	Species Reactivity	Citations	SDS
<a href="#">HPA015083</a>	polyclonal	IHC	human	5	 <a href="#">View</a>



### Anti-STK24 antibody produced in rabbit



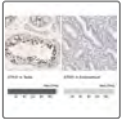


**Synonym(s):** Anti-MST-3, Anti-Mammalian STE20-like protein kinase 3, Anti-STE20-like kinase MST3, Anti-Serine/threonine-protein kinase 24

1 ...

[Photos](#) (15)

Product No.	Clonality	Application	Species Reactivity	Citations	SDS
<a href="#">HPA026502</a>	polyclonal	IF, IHC	human, rat, mouse	1	<a href="#">View</a>
<a href="#">HPA026435</a>	polyclonal	IHC	human, rat, mouse	1	<a href="#">View</a>



### Anti-STK31 antibody produced in rabbit

**Synonym(s):** Anti-Serine/threonine-protein kinase 31, Anti-Serine/threonine-protein kinase NYD-SPK, Anti-Sugen kinase 396

[All](#)

[Photos](#) (3)

Product No.	Clonality	Application	Species Reactivity	Citations	SDS
<a href="#">HPA023194</a>	polyclonal	IHC	human	3	<a href="#">View</a>



### Anti-STK16 antibody produced in rabbit

**Synonym(s):** Anti-MPSK, Anti-PKL12, Anti-serine/threonine kinase 16

[All Photos](#) (2)

Product No.	Clonality	Application	Species Reactivity	Citations	SDS
<a href="#">HPA029450</a>	polyclonal	IF, IHC	human		<a href="#">View</a>



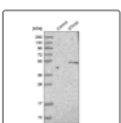
### Anti-STK36 antibody produced in rabbit

**Synonym(s):** Anti-FBLN, Anti-FU, Anti-KIAA1278, Anti-serine/threonine kinase 36, fused homolog (Drosophila)

[All](#)

[Photos](#) (4)

Product No.	Clonality	Application	Species Reactivity	Citations	SDS
<a href="#">HPA027453</a>	polyclonal	IF, IHC	human		<a href="#">View</a>
<a href="#">HPA027409</a>	polyclonal	IHC	human		<a href="#">View</a>
<a href="#">HPA030058</a>	polyclonal	IHC	human		<a href="#">View</a>





### Anti-STK40 antibody produced in rabbit

**Synonym(s):** Anti-SINK-homologous serine/threonine-protein kinase, Anti-Serine/threonine-protein kinase 40, Anti-SgK495, Anti-Sugen kinase 495

[All](#)

[Photos](#) (3)


Product No.	Clonality	Application	Species Reactivity	Citations		SDS
<a href="#">HPA008026</a>	polyclonal	IF, IHC	human	3		<a href="#">View</a>

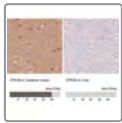


### Anti-STK4 antibody produced in rabbit

**Synonym(s):** Anti-MST-1, Anti-Mammalian STE20-like protein kinase 1, Anti-STE20-like kinase MST1, Anti-Serine/threonine-protein kinase 4, Anti-Serine/threonine-protein kinase Krs-2



[All Photos](#) (4)

Product No.	Clonality	Application	Species Reactivity	Citations		SDS
<a href="#">HPA015270</a>	polyclonal	IF, IHC	rat, mouse, human	5		<a href="#">View</a>



### Anti-STK39 antibody produced in rabbit

[All Photos](#) (7)

Product No.	Clonality	Application	Species Reactivity	Citations		SDS
<a href="#">HPA061803</a>	polyclonal	IF, IHC	human			<a href="#">View</a>
<a href="#">HPA062802</a>	polyclonal	IHC	human			<a href="#">View</a>

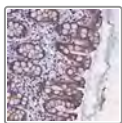


### Anti-STK25 antibody produced in rabbit

**Synonym(s):** Anti-SOK1, Anti-Serine/Threonine Kinase 25, Anti-YSK1

[All Photos](#) (1)

Product No.	Clonality	Application	Species Reactivity	Citations		SDS
<a href="#">HPA047147</a>	polyclonal	IHC	human			<a href="#">View</a>



### Anti-STK32A antibody produced in rabbit

**Synonym(s):** Anti-Mgc22688, Anti-Serine/threonine kinase 32a, Anti-Yank1

[All Photos](#) (1)

Product No.	Clonality	Application	Species Reactivity	Citations		SDS
<a href="#">HPA040236</a>	polyclonal	IHC	human			<a href="#">View</a>



### Anti-STK17A antibody produced in rabbit

**Synonym(s):** Anti-Drak1, Anti-Serine/threonine kinase 17a

[All Photos](#) (4)

Product No.	Clonality	Application	Species Reactivity	Citations		SDS
<a href="#">HPA018138</a>	polyclonal	IF	human			<a href="#">View</a>


Product No.	Clonality	Application	Species Reactivity	Citations	SDS
<a href="#">HPA037979</a>	polyclonal	IHC	human	1	<a href="#">View</a>




### Anti-STK17B antibody produced in rabbit

**Synonym(s):** Anti-DRAK2, Anti-Serine/threonine kinase 17b

[All Photos](#) (4)

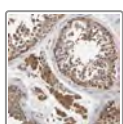
Product No.	Clonality	Application	Species Reactivity	Citations	SDS
<a href="#">HPA034858</a>	polyclonal	IHC	human		<a href="#">View</a>



### Anti-STK32B antibody produced in rabbit

[All Photos](#) (1)

Product No.	Clonality	Application	Species Reactivity	Citations	SDS
<a href="#">HPA058536</a>	polyclonal	IF	human		<a href="#">View</a>



### Anti-STK32C antibody produced in rabbit

**Synonym(s):** Anti-PKE, Anti-Serine/threonine-protein kinase 32C, Anti-YANK3

[All Photos](#) (1)

Product No.	Clonality	Application	Species Reactivity	Citations	SDS
<a href="#">HPA017894</a>	polyclonal	IHC	human	1	<a href="#">View</a>

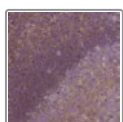


### Anti-STK111P antibody produced in rabbit

**Synonym(s):** Anti-KIAA1898, Anti-LIP1, Anti-LKB1IP, Anti-STK111P1, Anti-Serine/threonine kinase 11 interacting protein

[All Photos](#) (4)

Product No.	Clonality	Application	Species Reactivity	Citations	SDS
<a href="#">HPA053192</a>	polyclonal	IF	human		<a href="#">View</a>
<a href="#">HPA036837</a>	polyclonal	IF, IHC	human		<a href="#">View</a>
<a href="#">HPA036838</a>	polyclonal	IHC	human		<a href="#">View</a>

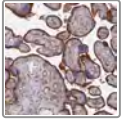


### Anti-STK38L antibody produced in rabbit

**Synonym(s):** Anti-KIAA0965, Anti-NDR2, Anti-Serine/threonine kinase 38 like

[All Photos](#) (3)

Product No.	Clonality	Application	Species Reactivity	Citations	SDS
<a href="#">HPA051324</a>	polyclonal	IF	human		<a href="#">View</a>
<a href="#">HPA038623</a>	polyclonal	IHC	human		<a href="#">View</a>

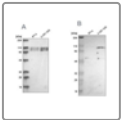


### Anti-STRA6 antibody produced in rabbit

**Synonym(s):** Anti-Flj12541, Anti-Stimulated by retinoic acid gene 6 homolog (mouse)

[All Photos](#) (7)



Product No.	Clonality	Application	Species Reactivity	Citations	SDS
<a href="#">HPA040839</a>	polyclonal	IF, IHC	human	1	<a href="#">View</a>



### Anti-STRN3 antibody produced in rabbit

**Synonym(s):** Anti-Cell-cycle autoantigen SG2NA antibody produced in rabbit, Anti-S/G2 antigen antibody produced in rabbit, Anti-Striatin-3 antibody produced in rabbit

[All Photos](#) (6)

Product No.	Clonality	Application	Species Reactivity	Citations	SDS
<a href="#">HPA003392</a>	polyclonal	IF, IHC, WB	human	2	 <a href="#">View</a>
<a href="#">HPA004636</a>	polyclonal	IF, IHC, WB	human	2	 <a href="#">View</a>



### Anti-STRN antibody produced in rabbit


**Synonym(s):** Anti-Striatin

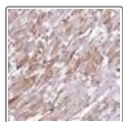
[All Photos](#) (7)

Product No.	Clonality	Application	Species Reactivity	Citations	SDS
<a href="#">HPA017286</a>	polyclonal	IF, IHC	human	3	

**All****Anti-STS antibody produced in rabbit****Photos** (3)

**Synonym(s):** Anti-ASC antibody produced in rabbit, Anti-Arylsulfatase C antibody produced in rabbit, Anti-Steroid sulfatase antibody produced in rabbit, Anti-Steryl-sulfatase precursor antibody produced in rabbit, Anti-Steryl-sulfate sulfohydrolase antibody produced in rabbit

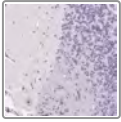
Product No.	Clonality	Application	Species Reactivity	Citations	SDS
<a href="#">HPA002904</a>	polyclonal	IHC	human	6	 <a href="#">View</a>

**Anti-ST8SIA2 antibody produced in rabbit**

**Synonym(s):** Anti-HsT19690, Anti-SIAT8B, Anti-ST8SIA-II, Anti-STX

**All Photos** (3)

Product No.	Clonality	Application	Species Reactivity	Citations	SDS
<a href="#">HPA054518</a>	polyclonal	IF, IHC	human		<a href="#">View</a>



## Anti-ST8SIA3 antibody produced in rabbit

**Synonym(s):** Anti-SIAT8C

[All Photos](#) (2)



Product No.	Clonality	Application	Species Reactivity	Citations	SDS
<a href="#">HPA066783</a>	polyclonal	IF	human		<a href="#">View</a>
<a href="#">HPA063398</a>	polyclonal	IHC	human		<a href="#">View</a>




## Anti-STUB1 antibody produced in rabbit

**Synonym(s):** Anti-CHIP, Anti-HSPABP2, Anti-NY-CO-7, Anti-SDCCAG7, Anti-STIP1 homology and U-box containing protein 1, E3 ubiquitin protein ligase

[All Photos](#) (12)


Product No.	Clonality	Application	Species Reactivity	Citations	SDS
<a href="#">HPA041222</a>	polyclonal	IHC	human	1	 <a href="#">View</a>
<a href="#">HPA043531</a>	polyclonal	IF, IHC	human	1	 <a href="#">View</a>

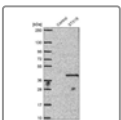


## Anti-STX6 antibody produced in rabbit

**Synonym(s):** Anti-Syntaxin 6

[All Photos](#) (6)


Product No.	Clonality	Application	Species Reactivity	Citations	SDS
<a href="#">HPA038557</a>	polyclonal	IF, IHC	human		 <a href="#">View</a>
<a href="#">HPA038558</a>	polyclonal	IF, IHC	human		<a href="#">View</a>

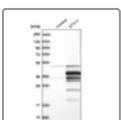


## Anti-STX19 antibody produced in rabbit

**Synonym(s):** Anti-MGC21382, Anti-TCRBV13S5, Anti-TCRBV6S4, Anti-TRBV64, Anti-syntaxin 19

[All Photos](#) (3)


Product No.	Clonality	Application	Species Reactivity	Citations	SDS
<a href="#">HPA030604</a>	polyclonal	IF, IHC	human		 <a href="#">View</a>




## Anti-STX11 antibody produced in rabbit

**Synonym(s):** Anti-Syntaxin-11

[All Photos](#) (3)


Product No.	Clonality	Application	Species Reactivity	Citations	SDS
<a href="#">HPA007992</a>	polyclonal	IHC	human	1	 <a href="#">View</a>

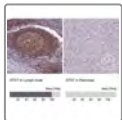


### Anti-STX17 antibody produced in rabbit

**Synonym(s):** Anti-KAT01814 antibody produced in rabbit, Anti-Syntaxin-17 antibody produced in rabbit

[All Photos](#) (5)


Product No.	Clonality	Application	Species Reactivity	Citations	SDS
<a href="#">HPA001204</a>	polyclonal	IHC	human	56	 <a href="#">View</a>




### Anti-STX7 antibody produced in rabbit

**Synonym(s):** Anti-Syntaxin-7

[All Photos](#) (8)


Product No.	Clonality	Application	Species Reactivity	Citations	SDS
<a href="#">HPA001467</a>	polyclonal	IF, IHC	human, rat, mouse	3	 <a href="#">View</a>

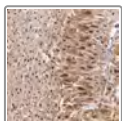


### Anti-STX4 antibody produced in rabbit

**Synonym(s):** Anti-Renal carcinoma antigen NY-REN-31 antibody produced in rabbit, Anti-Syntaxin-4 antibody produced in rabbit

[All Photos](#) (7)

Product No.	Clonality	Application	Species Reactivity	Citations	SDS
<a href="#">HPA001330</a>	polyclonal	IF, IHC	human	2	 <a href="#">View</a>

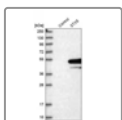


### Anti-STX8 antibody produced in rabbit

**Synonym(s):** Anti-Syntaxin-8 antibody produced in rabbit

[All Photos](#) (2)


Product No.	Clonality	Application	Species Reactivity	Citations	SDS
<a href="#">HPA001540</a>	polyclonal	IHC	human	2	<a href="#">View</a>



### Anti-STX5 antibody produced in rabbit

**Synonym(s):** Anti-Syntaxin-5 antibody produced in rabbit

[All Photos](#) (3)

Product No.	Clonality	Application	Species Reactivity	Citations	SDS
<a href="#">HPA001358</a>	polyclonal	IF, IHC	human	5	 <a href="#">View</a>



### Anti-STX10 antibody produced in rabbit

**Synonym(s):** Anti-Hsyn10, Anti-SYN10, Anti-Syntaxin 10

[All Photos](#) (2)

Product No.	Clonality	Application	Species Reactivity	Citations	SDS
<a href="#">HPA056439</a>	polyclonal	IF	human		<a href="#">View</a>
<a href="#">HPA035303</a>	polyclonal	IHC	human		<a href="#">View</a>



### Anti-STX12 antibody produced in rabbit

**Synonym(s):** Anti-Stx13, Anti-Stx14, Anti-Syntaxin 12

[All Photos](#) (8)

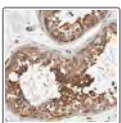
Product No.	Clonality	Application	Species Reactivity	Citations	SDS
<a href="#">HPA055300</a>	polyclonal	IF	human		<a href="#">View</a>
<a href="#">HPA041038</a>	polyclonal	IHC	human, mouse, rat		<a href="#">View</a>



### Anti-STX1A antibody produced in rabbit

[All Photos](#) (1)

Product No.	Clonality	Application	Species Reactivity	Citations	SDS
<a href="#">HPA069176</a>	polyclonal	IHC	human		<a href="#">View</a>



### Anti-STXBP4 antibody produced in rabbit

**Synonym(s):** Anti-STX4-interacting protein, Anti-Synip, Anti-Syntaxin 4-interacting protein, Anti-Syntaxin-binding protein 4

[All Photos](#) (5)

Product No.	Clonality	Application	Species Reactivity	Citations	SDS
<a href="#">HPA022888</a>	polyclonal	IF, IHC	human	3	<a href="#">View</a>
<a href="#">HPA022138</a>	polyclonal	IHC	human		<a href="#">View</a>
<a href="#">HPA024227</a>	polyclonal	IHC	human		<a href="#">View</a>





### Anti-STXBP2 antibody produced in rabbit

**Synonym(s):** Anti-Syntaxin-binding protein 2, Anti-Unc-18 homolog 2, Anti-Unc-18B, Anti-Unc18-2

[All Photos](#) (3)

Product No.	Clonality	Application	Species Reactivity	Citations	SDS
<a href="#">HPA063868</a>	polyclonal	IF	human		<a href="#">View</a>
<a href="#">HPA015564</a>	polyclonal	IF, IHC	human	3	<a href="#">View</a>

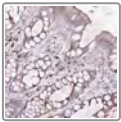


### Anti-STXBP3 antibody produced in rabbit

**Synonym(s):** Anti-PSP, Anti-Platelet Sec1 protein, Anti-Syntaxin-binding protein 3, Anti-Unc-18 homolog 3, Anti-Unc-18-3, Anti-Unc-18C

[All Photos](#) (5)

Product No.	Clonality	Application	Species Reactivity	Citations	SDS
<a href="#">HPA027225</a>	polyclonal	IHC	human		<a href="#">View</a>

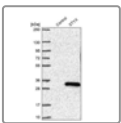


### Anti-STYK1 antibody produced in rabbit

**Synonym(s):** Anti-DKFZp761P1010, Anti-NOK, Anti-SuRTK106, Anti-serine/threonine/tyrosine kinase 1

[All Photos](#) (3)

Product No.	Clonality	Application	Species Reactivity	Citations	SDS
<a href="#">HPA040468</a>	polyclonal	IF	human		<a href="#">View</a>
<a href="#">HPA048569</a>	polyclonal	IHC	human		<a href="#">View</a>

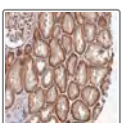


### Anti-STYX antibody produced in rabbit

**Synonym(s):** Anti-Serine/threonine/tyrosine interacting protein

[All Photos](#) (3)

Product No.	Clonality	Application	Species Reactivity	Citations	SDS
<a href="#">HPA040290</a>	polyclonal	IF, IHC	human		<a href="#">View</a>



### Anti-STYXL1 antibody produced in rabbit

**Synonym(s):** Anti-DUSP24, Anti-MK-STYX, Anti-serine/threonine/tyrosine interacting-like 1

[All Photos](#) (2)

Product No.	Clonality	Application	Species Reactivity	Citations	SDS
<a href="#">HPA050261</a>	polyclonal	IF, IHC	human		<a href="#">View</a>



## Anti-SUCLA2 antibody produced in rabbit

**Synonym(s):** Anti-Succinate-CoA ligase, ADP-forming,  $\beta$  subunit

[All Photos](#) (21)

Product No.	Clonality	Application	Species Reactivity	Citations	SDS
<a href="#">HPA039536</a>	polyclonal	IF, IHC	human		<a href="#">View</a>
<a href="#">HPA039435</a>	polyclonal	IHC	mouse, human		<a href="#">View</a>
<a href="#">HPA061528</a>	polyclonal	IF, IHC	human		<a href="#">View</a>



## Anti-SUCLG1 antibody produced in rabbit

**Synonym(s):** Anti-Succinate-CoA ligase,  $\alpha$  subunit

[All Photos](#) (16)

Product No.	Clonality	Application	Species Reactivity	Citations	SDS
<a href="#">HPA036684</a>	polyclonal	IHC	human		<a href="#">View</a>
<a href="#">HPA036683</a>	polyclonal	IF, IHC	mouse, human, rat		<a href="#">View</a>

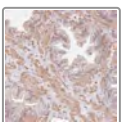


## Anti-SUCLG2 antibody produced in rabbit

**Synonym(s):** Anti-succinate-CoA ligase, GDP-forming, beta subunit

[All Photos](#) (13)

Product No.	Clonality	Application	Species Reactivity	Citations	SDS
<a href="#">HPA051998</a>	polyclonal	IHC	human		<a href="#">View</a>
<a href="#">HPA046705</a>	polyclonal	IF, IHC	human	1	<a href="#">View</a>

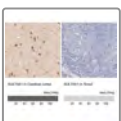


## Anti-SULF1 antibody produced in rabbit

**Synonym(s):** Anti-KIAA1077, Anti-SULF-1

[All Photos](#) (5)


Product No.	Clonality	Application	Species Reactivity	Citations	SDS
<a href="#">HPA054728</a>	polyclonal	IHC	human	1	<a href="#">View</a>

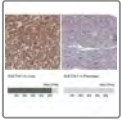


## Anti-SULT4A1 antibody produced in rabbit

**Synonym(s):** Anti-Brain sulfotransferase-like protein antibody produced in rabbit, Anti-NST antibody produced in rabbit, Anti-Nervous system sulfotransferase antibody produced in rabbit, Anti-Sulfotransferase 4A1 antibody produced in rabbit, Anti-hBR-STL antibody produced in rabbit, Anti-hBR-STL-1 antibody produced in rabbit

## All Photos (4)



Product No.	Clonality	Application	Species Reactivity	Citations	SDS
<a href="#">HPA003129</a>	polyclonal	IHC	human	2	 <a href="#">View</a>

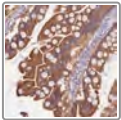


### Anti-SULT2A1 antibody produced in rabbit

**Synonym(s):** Anti-DHEA-ST, Anti-STD

## All Photos (11)

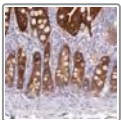
Product No.	Clonality	Application	Species Reactivity	Citations	SDS
<a href="#">HPA041487</a>	polyclonal	IF, IHC	human	2	 <a href="#">View</a>
<a href="#">HPA063633</a>	polyclonal	IHC	human		 <a href="#">View</a>



### Anti-SULT1A1 antibody produced in rabbit

## All Photos (1)

Product No.	Clonality	Application	Species Reactivity	Citations	SDS
<a href="#">HPA049500</a>	polyclonal	IHC	human		<a href="#">View</a>

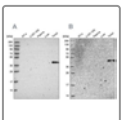


### Anti-SULT1A2 antibody produced in rabbit

**Synonym(s):** Anti-HAST4, Anti-STP2

## All Photos (2)


Product No.	Clonality	Application	Species Reactivity	Citations	SDS
<a href="#">HPA051051</a>	polyclonal	IHC	human	1	<a href="#">View</a>



### Anti-SULT2B1 antibody produced in rabbit

**Synonym(s):** Anti-HSST2


## All Photos (5)

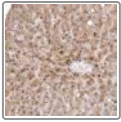
Product No.	Clonality	Application	Species Reactivity	Citations	SDS
<a href="#">HPA043539</a>	polyclonal	IHC	human		 <a href="#">View</a>
<a href="#">HPA041724</a>	polyclonal	IF, IHC, WB	human	1	<a href="#">View</a>

[All](#)

## Anti-SULT1C2 antibody produced in rabbit

[Photos](#) (5) **Synonym(s):** Anti-ST1C2, Anti-SULT1C#1, Anti-SULT1C1 antibody produced in rabbit, Anti-Sulfotransferase 1C1, Anti-Sulfotransferase 1C2, Anti-humSULTC2


Product No.	Clonality	Application	Species Reactivity	Citations	SDS
<a href="#">HPA007190</a>	polyclonal	IHC	human	3	 <a href="#">View</a>

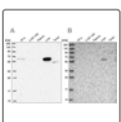


## Anti-SULT1E1 antibody produced in rabbit

**Synonym(s):** Anti-EST, Anti-STE, Anti-sulfotransferase family 1E, estrogen-preferring, member 1

[All Photos](#) (2)


Product No.	Clonality	Application	Species Reactivity	Citations	SDS
<a href="#">HPA028213</a>	polyclonal	IHC	human		 <a href="#">View</a>

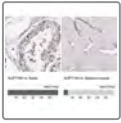


## Anti-SUOX antibody produced in rabbit

**Synonym(s):** Anti-Sulfite oxidase

[All Photos](#) (3)


Product No.	Clonality	Application	Species Reactivity	Citations	SDS
<a href="#">HPA038208</a>	polyclonal	IHC	human		<a href="#">View</a>
<a href="#">HPA038209</a>	polyclonal	IHC	human		<a href="#">View</a>



### Anti-SUPT16H antibody produced in rabbit

**Synonym(s):** Anti-CDC68, Anti-FACT, Anti-FACTP140, Anti-FLJ10857, Anti-FLJ14010, Anti-SPT16/CDC68

[All Photos](#) (4)

Product No.	Clonality	Application	Species Reactivity	Citations	SDS
<a href="#">HPA049787</a>	polyclonal	IF, IHC	human		<a href="#">View</a>

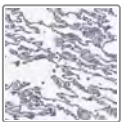


### Anti-SUPT7L antibody produced in rabbit

**Synonym(s):** Anti-γ, Anti-Kiaa0764, Anti-Spt7l, Anti-Staf65, Anti-Suppressor of ty 7 (*S. cerevisiae*)-like

[All Photos](#) (3)


Product No.	Clonality	Application	Species Reactivity	Citations	SDS
<a href="#">HPA063643</a>	polyclonal	IF	human		<a href="#">View</a>
<a href="#">HPA039565</a>	polyclonal	IHC	human		<a href="#">View</a>



### Anti-SVEP1 antibody produced in rabbit

**Synonym(s):** Anti-CCP module-containing protein 22, Anti-Polydom, Anti-SEL-OB, Anti-Selectin-like osteoblast-derived protein, Anti-Serologically defined breast cancer antigen NY-BR-38, Anti-Sushi, von Willebrand factor type A, EGF and pentraxin domain-containing protein 1

[All Photos](#) (3)

Product No.	Clonality	Application	Species Reactivity	Citations	SDS
<a href="#">HPA020610</a>	polyclonal	IHC	human	5	<a href="#">View</a>
<a href="#">HPA021520</a>	polyclonal	IHC	human	4	 <a href="#">View</a>



### Anti-SVIP antibody produced in rabbit

**Synonym(s):** Anti-Dkfp313a2432, Anti-Small vcp/p97-interacting protein

[All Photos](#) (1)

Product No.	Clonality	Application	Species Reactivity	Citations	SDS
<a href="#">HPA039807</a>	polyclonal	IHC	human	4	<a href="#">View</a>




### Anti-SVOPL antibody produced in rabbit



**Synonym(s):** Anti-Putative transporter SVOPL, Anti-SV2-related protein-like, Anti-SVOP-like protein

[Photos](#) (1)


Product No.	Clonality	Application	Species Reactivity	Citations	SDS
<a href="#">HPA018035</a>	polyclonal	IHC	human	1	<a href="#">View</a>

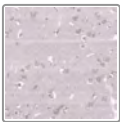


### Anti-SWAP70 antibody produced in rabbit

**Synonym(s):** Anti-AC026250.16 antibody produced in rabbit, Anti-SWAP-70, Anti-Switch-associated protein 70

[All Photos](#) (4)

Product No.	Clonality	Application	Species Reactivity	Citations	SDS
<a href="#">HPA006810</a>	polyclonal	IHC	human, rat, mouse	3	 <a href="#">View</a>




### Anti-SYBU antibody produced in rabbit

**Synonym(s):** Anti-FLJ20366, Anti-GOLSYN, Anti-KIAA1472, Anti-OCSYN, Anti-syntabulin (syntaxin-interacting)

[All Photos](#) (5)


Product No.	Clonality	Application	Species Reactivity	Citations	SDS
<a href="#">HPA053057</a>	polyclonal	IF, IHC	human		<a href="#">View</a>

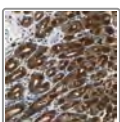


### Anti-SYCN antibody produced in rabbit

**Synonym(s):** Anti-FLJ27441, Anti-INSSA1, Anti-SYL, Anti-syncollin

[All Photos](#) (3)

Product No.	Clonality	Application	Species Reactivity	Citations	SDS
<a href="#">HPA047654</a>	polyclonal	IHC	human		 <a href="#">View</a>

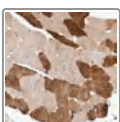


### Anti-SYDE1 antibody produced in rabbit

**Synonym(s):** Anti-Protein syd-1 homolog 1, Anti-Rho GTPase-activating protein SYDE1, Anti-Synapse defective protein 1 homolog 1

[All Photos](#) (2)

Product No.	Clonality	Application	Species Reactivity	Citations	SDS
<a href="#">HPA013328</a>	polyclonal	IF, IHC	human	1	<a href="#">View</a>




### Anti-SYDE2 antibody produced in rabbit

**Synonym(s):** Anti-Protein syd-1 homolog 2, Anti-Rho GTPase-activating protein SYDE2, Anti-Synapse defective protein 1 homolog 2

## All Photos (2)


Product No.	Clonality	Application	Species Reactivity	Citations	SDS
<a href="#">HPA058378</a>	polyclonal	IF	human		<a href="#">View</a>
<a href="#">HPA027138</a>	polyclonal	IHC	human	2	<a href="#">View</a>

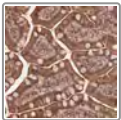


### Anti-SYK antibody produced in rabbit

**Synonym(s):** Anti-Spleen tyrosine kinase antibody produced in rabbit, Anti-Tyrosine-protein kinase SYK antibody produced in rabbit

## All Photos (5)

Product No.	Clonality	Application	Species Reactivity	Citations	SDS
<a href="#">HPA001384</a>	polyclonal	IHC	human	4	 <a href="#">View</a>

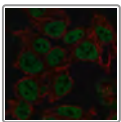


### Anti-SYMPK antibody produced in rabbit

**Synonym(s):** Anti-SPK, Anti-SYM, Anti-Symplekin

## All Photos (4)

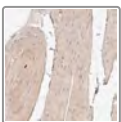
Product No.	Clonality	Application	Species Reactivity	Citations	SDS
<a href="#">HPA042449</a>	polyclonal	IF	human		<a href="#">View</a>
<a href="#">HPA041756</a>	polyclonal	IF, IHC	human		<a href="#">View</a>



### Anti-SYN2 antibody produced in rabbit

## All Photos (1)

Product No.	Clonality	Application	Species Reactivity	Citations	SDS
<a href="#">HPA037012</a>	polyclonal	IF	human		<a href="#">View</a>



### Anti-SYNC antibody produced in rabbit

**Synonym(s):** Anti-SYNC1, Anti-SYNCOILIN, Anti-syncoilin, intermediate filament protein

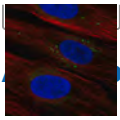
## All Photos (2)

Product No.	Clonality	Application	Species Reactivity	Citations	SDS
<a href="#">HPA028311</a>	polyclonal	IF, IHC	human		<a href="#">View</a>



### Anti-SYNDIG1 antibody produced in rabbit

**Synonym(s):** C20orf39, FLJ14220, IFITMD5, SynDIG1, TMEM90B



Photos (1)

Product No.	Clonality	Application	Species Reactivity	Citations	SDS
<a href="#">HPA044271</a>	polyclonal	IF	human		<a href="#">View</a>



### Anti-SYNDIG1L antibody produced in rabbit

**Synonym(s):** Anti-IFITMD4, Anti-TMEM90A, Anti-capucin, Anti-synapse differentiation inducing 1-like

All Photos (2)

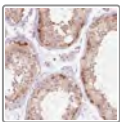
Product No.	Clonality	Application	Species Reactivity	Citations	SDS
<a href="#">HPA042594</a>	polyclonal	IHC	human		<a href="#">View</a>
<a href="#">HPA048487</a>	polyclonal	IHC	human		<a href="#">View</a>



### Anti-SYNE1 antibody produced in rabbit

All Photos (2)

Product No.	Clonality	Application	Species Reactivity	Citations	SDS
<a href="#">HPA019113</a>	polyclonal	IF, IHC	human	11	<a href="#">View</a>



### Anti-SYNE3 antibody produced in rabbit

**Synonym(s):** Anti-C14orf49, Anti-FLJ25605, Anti-Nesp3, Anti-Nesprin-3, Anti-spectrin repeat containing, nuclear envelope family member 3

All Photos (3)



Product No.	Clonality	Application	Species Reactivity	Citations	SDS
<a href="#">HPA077140</a>	polyclonal	IF	human		<a href="#">View</a>
<a href="#">HPA055227</a>	polyclonal	IHC	human		<a href="#">View</a>



### Anti-SYNE2 antibody produced in rabbit

**Synonym(s):** Anti-DKFZP434H2235, Anti-KIAA1011, Anti-NUA, Anti-NUANCE, Anti-Nesp2, Anti-Nesprin-2, Anti-SYNE-2

All Photos (11)

Product No.	Clonality	Application	Species Reactivity	Citations	SDS
<a href="#">HPA050204</a>	polyclonal	IF, IHC	human	5	 <a href="#">View</a>
<a href="#">HPA003435</a>	polyclonal	IHC	human	9	 <a href="#">View</a>



Product No.	Clonality	Application	Species Reactivity	Citations	SDS
-------------	-----------	-------------	--------------------	-----------	-----

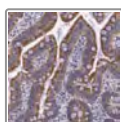


### Anti-SYNJ2 antibody produced in rabbit

**Synonym(s):** Anti-INPP5H, Anti-synaptojanin 2

[All Photos](#) (4)

Product No.	Clonality	Application	Species Reactivity	Citations	SDS
<a href="#">HPA031575</a>	polyclonal	IF, IHC	mouse, rat, human	4	<a href="#">View</a>



### Anti-SYNJ2BP antibody produced in rabbit

**Synonym(s):** Anti-COX16-like protein C14orf112, mitochondrial precursor antibody produced in rabbit

[All Photos](#) (10)



Product No.	Clonality	Application	Species Reactivity	Citations	SDS
<a href="#">HPA000866</a>	polyclonal	IF, IHC	mouse, human	11	<a href="#">View</a>



### Anti-SYNM antibody produced in rabbit

**Synonym(s):** Anti-DMN, Anti-KIAA0353, Anti-SYN

[All Photos](#) (12)



Product No.	Clonality	Application	Species Reactivity	Citations	SDS
<a href="#">HPA044200</a>	polyclonal	IHC	human	1	 <a href="#">View</a>
<a href="#">HPA040066</a>	polyclonal	IHC	human	1	 <a href="#">View</a>

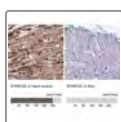


### Anti-SYNPO2 antibody produced in rabbit

**Synonym(s):** Anti-MYOPODIN, Anti-Synaptopodin 2

[All Photos](#) (10)



Product No.	Clonality	Application	Species Reactivity	Citations	SDS
<a href="#">HPA049707</a>	polyclonal	IF	human		<a href="#">View</a>
<a href="#">HPA030665</a>	polyclonal	IHC	human	4	 <a href="#">View</a>
<a href="#">HPA068563</a>	polyclonal	IF, IHC	human		 <a href="#">View</a>

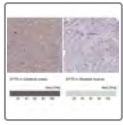


### Anti-SYNPO2L antibody produced in rabbit

**Synonym(s):** Anti-FLJ12921


[All Photos](#) (8)

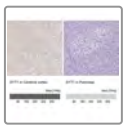
Product No.	Clonality	Application	Species Reactivity	Citations	SDS
<a href="#">HPA055192</a>	polyclonal	IF, IHC	human		<a href="#">View</a>
<a href="#">HPA057142</a>	polyclonal	IF, IHC	human		<a href="#">View</a>



### Anti-SYT5

[All Photos](#) (3)



Product No.	Clonality	Application	Species Reactivity	Citations	SDS
<a href="#">HPA078390</a>	polyclonal	IHC	human (2806)		<a href="#">View</a>




### Anti-SYT1 antibody produced in rabbit

**Synonym(s):** Anti-Synaptotagmin I, Anti-Synaptotagmin-1, Anti-Syt1, Anti-p65, Anti-P65, Anti-SVP65, Anti-SYT

[All Photos](#) (16)

Product No.	Clonality	Application	Species Reactivity	Citations	SDS
<a href="#">HPA008394</a>	polyclonal	IHC	human	3 	<a href="#">View</a>
<a href="#">HPA064788</a>	polyclonal	IHC	human	1 	<a href="#">View</a>



### Anti-SYT13 antibody produced in rabbit

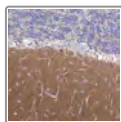
**Synonym(s):** Anti-KIAA1427, Anti-Synaptotagmin XIII

[All Photos](#) (5)

Product No.	Clonality	Application	Species Reactivity	Citations	SDS
<a href="#">HPA056602</a>	polyclonal	IF	human		<a href="#">View</a>
<a href="#">HPA046224</a>	polyclonal	IHC	human		

## [All Photos](#) (2) **Anti-SYT10 antibody produced in rabbit**

Product No.	Clonality	Application	Species Reactivity	Citations	SDS
<a href="#">HPA055426</a>	polyclonal	IF, IHC	human		<a href="#">View</a>




## **Anti-SYT12 antibody produced in rabbit**

**Synonym(s):** Anti-Synaptotagmin XII, Anti-Synaptotagmin-12, Anti-SytXII

## [All Photos](#) (4)


Product No.	Clonality	Application	Species Reactivity	Citations	SDS
<a href="#">HPA011006</a>	polyclonal	IHC	human	2	<a href="#">View</a>

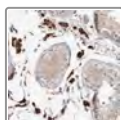


## **Anti-SYT7 antibody produced in rabbit**

**Synonym(s):** Anti-AP003108.3 antibody produced in rabbit, Anti-Synaptotagmin VII, Anti-Synaptotagmin-7, Anti-SytVII

## [All Photos](#) (7)

Product No.	Clonality	Application	Species Reactivity	Citations	EV	SDS
<a href="#">HPA012869</a>	polyclonal	IHC	human	4		<a href="#">View</a>

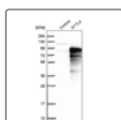


### Anti-SYTL5 antibody produced in rabbit

**Synonym(s):** Anti-Synaptotagmin-like protein 5

[All Photos](#) (3)


Product No.	Clonality	Application	Species Reactivity	Citations	SDS
<a href="#">HPA026074</a>	polyclonal	IF, IHC	human		<a href="#">View</a>



### Anti-SYTL4 antibody produced in rabbit

**Synonym(s):** Anti-Synaptotagmin-like 4

[All Photos](#) (3)

Product No.	Clonality	Application	Species Reactivity	Citations	EV	SDS
<a href="#">HPA001475</a>	polyclonal	IF, IHC	human	4		<a href="#">View</a>



### Anti-SYTL3 antibody produced in rabbit

**Synonym(s):** Anti-SLP3, Anti-exophilin-6, Anti-synaptotagmin-like 3

[All Photos](#) (4)


Product No.	Clonality	Application	Species Reactivity	Citations	SDS
<a href="#">HPA030585</a>	polyclonal	IHC	human		<a href="#">View</a>
<a href="#">HPA030586</a>	polyclonal	IF, IHC	human	1	<a href="#">View</a>
<a href="#">HPA030584</a>	polyclonal	IHC	human		<a href="#">View</a>



### Anti-SYTL1 antibody produced in rabbit

**Synonym(s):** Anti-Exophilin-7, Anti-FLJ14996, Anti-JFC1, Anti-SLP1, Anti-Synaptotagmin-like 1

[All Photos](#) (3)

Product No.	Clonality	Application	Species Reactivity	Citations	EV	SDS
<a href="#">HPA037825</a>	polyclonal	IHC	human	6		<a href="#">View</a>



### Anti-S100Z antibody produced in rabbit

**Synonym(s):** Gm625, S100-zeta

[All Photos](#) (1)

Product No.	Clonality	Application	Species Reactivity	Citations	SDS
<a href="#">HPA051929</a>	polyclonal	IHC	human		<a href="#">View</a>




### Anti-TAAR1 antibody produced in rabbit

**Synonym(s):** Anti-TA1, Anti-TAR1, Anti-TRAR1

[All Photos](#) (1)

Product No.	Clonality	Application	Species Reactivity	Citations	SDS
<a href="#">HPA055614</a>	polyclonal	IHC	human		<a href="#">View</a>




### Anti-TAAR5 antibody produced in rabbit

**Synonym(s):** Anti-PNR, Anti-trace amine associated receptor 5

[All Photos](#) (1)

Product No.	Clonality	Application	Species Reactivity	Citations	SDS
<a href="#">HPA051703</a>	polyclonal	IHC (p)	human		<a href="#">View</a>

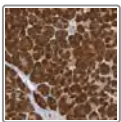


### Anti-TAB2 antibody produced in rabbit

**Synonym(s):** KIAA0733, MAP3K7IP2

[All Photos](#) (3)

Product No.	Clonality	Application	Species Reactivity	Citations	SDS
<a href="#">HPA071215</a>	polyclonal	IF	human		<a href="#">View</a>
<a href="#">HPA065436</a>	polyclonal	IHC	human		<a href="#">View</a>
<a href="#">HPA070137</a>	polyclonal	IHC	human		<a href="#">View</a>



### Anti-TAB3 antibody produced in rabbit

**Synonym(s):** Anti-MAP3K7IP3

[All Photos](#) (2)

Product No.	Clonality	Application	Species Reactivity	Citations	SDS
<a href="#">HPA034981</a>	polyclonal	IF, IHC	human		<a href="#">View</a>




### Anti-TAB1 antibody produced in rabbit

**Synonym(s):** Anti-MAP3K7IP1

[All Photos](#) (3)

Product No.	Clonality	Application	Species Reactivity	Citations	SDS
<a href="#">HPA057104</a>	polyclonal	IHC	human		<a href="#">View</a>
<a href="#">HPA039988</a>	polyclonal	IF, IHC	human		<a href="#">View</a>

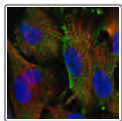


### Anti-TAGAP antibody produced in rabbit

**Synonym(s):** Anti-FLJ32631, Anti-T-cell activation RhoGTPase activating protein

[All Photos](#) (2)

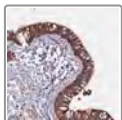
Product No.	Clonality	Application	Species Reactivity	Citations	SDS
<a href="#">HPA031000</a>	polyclonal	IHC	human	1	<a href="#">View</a>



### Anti-TAMM41 antibody produced in rabbit

[All Photos](#) (1)

Product No.	Clonality	Application	Species Reactivity	Citations	SDS
<a href="#">HPA044861</a>	polyclonal	IF	human		<a href="#">View</a>



### Anti-TANK antibody produced in rabbit

**Synonym(s):** Anti-I-TRAF, Anti-TRAF2

[All Photos](#) (4)

Product No.	Clonality	Application	Species Reactivity	Citations	SDS
<a href="#">HPA037675</a>	polyclonal	IHC	human		<a href="#">View</a>
<a href="#">HPA037676</a>	polyclonal	IF, IHC	human		<a href="#">View</a>




### Anti-TAOK2 antibody produced in rabbit

**Synonym(s):** Anti-Kinase from chicken homolog C antibody produced in rabbit, Anti-PSK-1 antibody produced in rabbit, Anti-Prostate-derived STE20-like kinase 1 antibody produced in rabbit, Anti-Serine/threonine-protein kinase TAO2 antibody produced in rabbit, Anti-Thousand and one amino acid protein 2 antibody produced in rabbit, Anti-hKFC-C antibody produced in rabbit

[All Photos](#) (3)


Product No.	Clonality	Application	Species Reactivity	Citations	SDS
<a href="#">HPA010650</a>	polyclonal	IF, IHC	human	3	<a href="#">View</a>



### Anti-TAOK3 antibody produced in rabbit

**Synonym(s):** Anti-CTCL tumor, Anti-Cutaneous T-cell lymphoma tumor antigen HD-CL-09, Anti-Dendritic cell-derived protein kinase, Anti-JNK/SAPK- inhibitory kinase, Anti-Jun kinase-inhibitory kinase, Anti-Serine/threonine-protein kinase TAO3, Anti-Thousand and one amino acid protein 3

## All Photos (3)

Product No.	Clonality	Application	Species Reactivity	Citations	SDS
<a href="#">HPA017160</a>	polyclonal	IHC	human	3	 <a href="#">View</a>

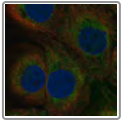


### Anti-TAOK1 antibody produced in rabbit

**Synonym(s):** Anti-Kinase from chicken homolog B antibody produced in rabbit, Anti-STE20-like kinase PSK2 antibody produced in rabbit, Anti-Serine/threonine-protein kinase TAO1 antibody produced in rabbit, Anti-Thousand and one amino acid protein 1 antibody produced in rabbit, Anti-hKFC-B antibody produced in rabbit

## All Photos (5)

Product No.	Clonality	Application	Species Reactivity	Citations	SDS
<a href="#">HPA007669</a>	polyclonal	IF, IHC	human	3	<a href="#">View</a>



### Anti-TAP1 antibody produced in rabbit

## All Photos (1)

Product No.	Clonality	Application	Species Reactivity	Citations	SDS
<a href="#">HPA072354</a>	polyclonal	IF	human		<a href="#">View</a>

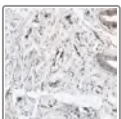


### Anti-TAP2 antibody produced in rabbit

**Synonym(s):** Anti-APT2, Anti-ATP-binding cassette sub-family B member 3, Anti-Antigen peptide transporter 2, Anti-PSF-2, Anti-Peptide supply factor 2, Anti-Peptide transporter PSF2, Anti-Peptide transporter TAP2, Anti-Peptide transporter involved in antigen processing 2

## All Photos (1)

Product No.	Clonality	Application	Species Reactivity	Citations	SDS
<a href="#">HPA001312</a>	polyclonal	IHC	human	6	<a href="#">View</a>

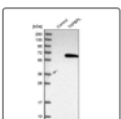


### Anti-TAPBP antibody produced in rabbit

**Synonym(s):** Anti-NGS-17, Anti-TAP-associated protein, Anti-TAP-binding protein, Anti-TPN, Anti-TPSN, Anti-Tapasin precursor

## All Photos (4)


Product No.	Clonality	Application	Species Reactivity	Citations	SDS
<a href="#">HPA007066</a>	polyclonal	IHC	human	4	<a href="#">View</a>



### Anti-TAPBPL antibody produced in rabbit

**Synonym(s):** Anti-FLJ10143, Anti-TAP binding protein-like, Anti-TAPBP-R, Anti-TAPBPR

## All Photos (5)

Product No.	Clonality	Application	Species Reactivity	Citations	SDS
<a href="#">HPA039545</a>	polyclonal	IHC	human		<a href="#">View</a>

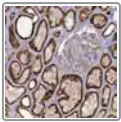


### Anti-TAPT1 antibody produced in rabbit

**Synonym(s):** Anti-FLJ90013, Anti-transmembrane anterior posterior transformation 1

## All Photos (2)

Product No.	Clonality	Application	Species Reactivity	Citations	SDS
<a href="#">HPA048658</a>	polyclonal	IF	human	1	<a href="#">View</a>
<a href="#">HPA042567</a>	polyclonal	IHC	human	3	<a href="#">View</a>

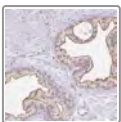


### Anti-TAS1R1 antibody produced in rabbit

**Synonym(s):** Anti-GPR70, Anti-T1R1, Anti-TR1, Anti-Taste receptor, type 1, member 1

## All Photos (2)

Product No.	Clonality	Application	Species Reactivity	Citations	SDS
<a href="#">HPA034580</a>	polyclonal	IHC	human		<a href="#">View</a>
<a href="#">HPA034579</a>	polyclonal	IHC	human		<a href="#">View</a>



### Anti-TAS1R3 antibody produced in rabbit

**Synonym(s):** Anti-T1R3

## All Photos (1)

Product No.	Clonality	Application	Species Reactivity	Citations	SDS
<a href="#">HPA053439</a>	polyclonal	IHC	human		<a href="#">View</a>



### Anti-TAS2R38 antibody produced in rabbit

**Synonym(s):** Anti-PTC, Anti-T2R61

## All Photos (2)

Product No.	Clonality	Application	Species Reactivity	Citations	SDS
<a href="#">HPA054366</a>	polyclonal	IHC	human		<a href="#">View</a>
<a href="#">HPA043862</a>	polyclonal	IHC	human		<a href="#">View</a>



### Anti-TAX1BP1 antibody produced in rabbit

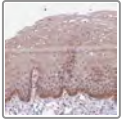
**Synonym(s):** Anti-TRAF6-binding protein, Anti-Tax1-binding protein 1





[Photos](#) (4)

Product No.	Clonality	Application	Species Reactivity	Citations	SDS
<a href="#">HPA024432</a>	polyclonal	IF, IHC	human	11	<a href="#">View</a>

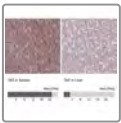


### Anti-TAX1BP3 antibody produced in rabbit

**Synonym(s):** Anti-TIP-1

[All Photos](#) (2)


Product No.	Clonality	Application	Species Reactivity	Citations	SDS
<a href="#">HPA063078</a>	polyclonal	IHC	human		<a href="#">View</a>



### Anti-TAZ antibody produced in rabbit


**Synonym(s):** Anti-BTHS, Anti-CMD3A, Anti-EFE, Anti-EFE2, Anti-G4.5, Anti-Tafazzin, Anti-XAP-2


[All Photos](#) (5)

Product No.	Clonality	Application	Species Reactivity	Citations	SDS
<a href="#">HPA039557</a>	polyclonal	IHC	human	7	 <a href="#">View</a>

## All Photos (3) **Anti-TBCA antibody produced in rabbit**

**Synonym(s):** Anti-Tubulin folding cofactor A



Product No.	Clonality	Application	Species Reactivity	Citations	SDS
<a href="#">HPA036487</a>	polyclonal	IF, IHC	human		<a href="#">View</a>



## **Anti-TBCB antibody produced in rabbit**

**Synonym(s):** Anti-Cg22, Anti-Ckap1, Anti-Ckapi, Anti-Tubulin folding cofactor b

### All Photos (7)

Product No.	Clonality	Application	Species Reactivity	Citations	SDS
<a href="#">HPA041428</a>	polyclonal	IHC	mouse, human, rat	4	 <a href="#">View</a>
<a href="#">HPA041722</a>	polyclonal	IF, IHC	rat, mouse, human	 <a href="#">View</a>	



## Anti-TBCC antibody produced in rabbit

**Synonym(s):** Anti-CFC, Anti-DBM, Anti-tubulin folding cofactor C

[All Photos](#) (6)

Product No.	Clonality	Application	Species Reactivity	Citations	SDS
<a href="#">HPA035073</a>	polyclonal	IF, IHC	human		<a href="#">View</a>
<a href="#">HPA035074</a>	polyclonal	IHC	human		<a href="#">View</a>

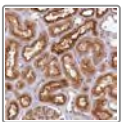


## Anti-TBCD antibody produced in rabbit

**Synonym(s):** Anti-Tubulin Folding Cofactor D

[All Photos](#) (1)

Product No.	Clonality	Application	Species Reactivity	Citations	SDS
<a href="#">HPA045200</a>	polyclonal	IHC	human		<a href="#">View</a>



## Anti-TBC1D1 antibody produced in rabbit

**Synonym(s):** Anti-Kiaa1108, Anti-Tbc, Anti-Tbc1, Anti-Tbc1 (tre-2/usp6, bub2, cdc16) domain family, member 1

[All Photos](#) (1)

Product No.	Clonality	Application	Species Reactivity	Citations	SDS
<a href="#">HPA041816</a>	polyclonal	IHC	human		<a href="#">View</a>

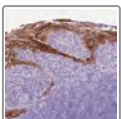


## Anti-TBC1D10A antibody produced in rabbit

**Synonym(s):** Anti-EBP50-PDX interactor of 64 kDa antibody produced in rabbit, Anti-EPI64 protein antibody produced in rabbit, Anti-TBC1 domain family member 10A antibody produced in rabbit

[All Photos](#) (8)

Product No.	Clonality	Application	Species Reactivity	Citations	SDS
<a href="#">HPA007725</a>	polyclonal	IF	human		<a href="#">View</a>
<a href="#">HPA008142</a>	polyclonal	IHC	human	5	<a href="#">View</a>
<a href="#">HPA076041</a>	polyclonal	IF	human		<a href="#">View</a>

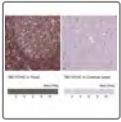


## Anti-TBC1D10B antibody produced in rabbit

**Synonym(s):** Anti-DKFZP434P1750, Anti-EPI64B, Anti-FLJ13130, Anti-Rab27A-GAPbeta, Anti-TBC1 domain family, member 10B


[All Photos](#) (4)

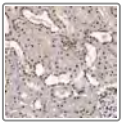
Product No.	Clonality	Application	Species Reactivity	Citations	SDS
<a href="#">HPA048894</a>	polyclonal	IHC	human		<a href="#">View</a>



### Anti-TBC1D10C antibody produced in rabbit

[All Photos](#) (4)

Product No.	Clonality	Application	Species Reactivity	Citations	SDS
<a href="#">HPA069743</a>	polyclonal	IF, IHC	human		 <a href="#">View</a>

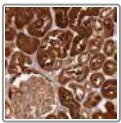


### Anti-TBC1D12 antibody produced in rabbit

**Synonym(s):** Anti-KIAA0608, Anti-TBC1 domain family, member 12

[All Photos](#) (3)

Product No.	Clonality	Application	Species Reactivity	Citations	SDS
<a href="#">HPA038645</a>	polyclonal	IHC	human		<a href="#">View</a>
<a href="#">HPA038277</a>	polyclonal	IF, IHC	human	1	<a href="#">View</a>

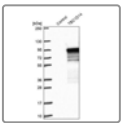


### Anti-TBC1D13 antibody produced in rabbit

**Synonym(s):** Anti-FLJ10743, Anti-TBC1 Domain Family, Member 13

[All Photos](#) (4)


Product No.	Clonality	Application	Species Reactivity	Citations	SDS
<a href="#">HPA045865</a>	polyclonal	IF, IHC	human, mouse, rat		<a href="#">View</a>



### Anti-TBC1D14 antibody produced in rabbit

**Synonym(s):** Anti-KIAA1322, Anti-TBC1 domain family, member 14

[All Photos](#) (3)

Product No.	Clonality	Application	Species Reactivity	Citations	SDS
<a href="#">HPA067398</a>	polyclonal	IF	human		<a href="#">View</a>
<a href="#">HPA036930</a>	polyclonal	IHC	human		 <a href="#">View</a>

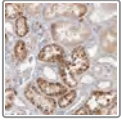


### Anti-TBC1D15 antibody produced in rabbit

**Synonym(s):** Anti-TBC1 domain family member 15

[All Photos](#) (8)

Product No.	Clonality	Application	Species Reactivity	Citations	SDS
<a href="#">HPA015592</a>	polyclonal	IHC	human	3	<a href="#">View</a>
<a href="#">HPA013388</a>	polyclonal	IF, IHC	mouse, rat, human	5	<a href="#">View</a>




### Anti-TBC1D16 antibody produced in rabbit

**Synonym(s):** Anti-TBC1 domain family member 16

[All Photos](#) (3)

Product No.	Clonality	Application	Species Reactivity	Citations	SDS
<a href="#">HPA065839</a>	polyclonal	IF	human		<a href="#">View</a>
<a href="#">HPA024482</a>	polyclonal	IHC	human		<a href="#">View</a>



### Anti-TBC1D19 antibody produced in rabbit

**Synonym(s):** Anti-FLJ11082, Anti-TBC1 domain family, member 19

[All Photos](#) (3)

Product No.	Clonality	Application	Species Reactivity	Citations	SDS
<a href="#">HPA039592</a>	polyclonal	IF, IHC	human		<a href="#">View</a>

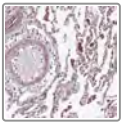


### Anti-TBC1D2 antibody produced in rabbit

**Synonym(s):** Anti-PARIS1, Anti-TBC1 domain family, member 2, Anti-TBC1D2A

[All Photos](#) (2)

Product No.	Clonality	Application	Species Reactivity	Citations	SDS
<a href="#">HPA030871</a>	polyclonal	IHC	human		<a href="#">View</a>

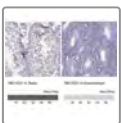


### Anti-TBC1D20 antibody produced in rabbit

**Synonym(s):** Anti-C20orf140, Anti-TBC1 Domain Family, Member 20, Anti-dJ852M4.2

[All Photos](#) (1)


Product No.	Clonality	Application	Species Reactivity	Citations	SDS
<a href="#">HPA043613</a>	polyclonal	IHC	human		<a href="#">View</a>




### Anti-TBC1D21 antibody produced in rabbit

**Synonym(s):** Anti-MGC34741, Anti-TBC1 Domain Family, Member 21

[All Photos](#) (4)

Product No.	Clonality	Application	Species Reactivity	Citations	SDS
<a href="#">HPA043319</a>	polyclonal	IHC	human		<a href="#">View</a>

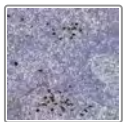


### Anti-TBC1D22A antibody produced in rabbit

**Synonym(s):** Anti-TBC1 domain family member 22A antibody produced in rabbit

[All Photos](#) (2)

Product No.	Clonality	Application	Species Reactivity	Citations	SDS
<a href="#">HPA001173</a>	polyclonal	IF, IHC	human	2	<a href="#">View</a>

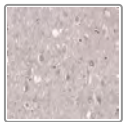


### Anti-TBC1D22B antibody produced in rabbit

**Synonym(s):** Anti-C6orf197, Anti-FLJ20337, Anti-TBC1 domain family, member 22B, Anti-dJ744I24.2

[All Photos](#) (3)

Product No.	Clonality	Application	Species Reactivity	Citations	SDS
<a href="#">HPA027908</a>	polyclonal	IHC	human		<a href="#">View</a>
<a href="#">HPA027910</a>	polyclonal	IHC	human		<a href="#">View</a>
<a href="#">HPA027909</a>	polyclonal	IHC	human		<a href="#">View</a>

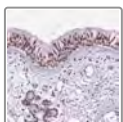


### Anti-TBC1D25 antibody produced in rabbit

**Synonym(s):** Anti-OATL1, Anti-TBC1 domain family, member 25

[All Photos](#) (1)

Product No.	Clonality	Application	Species Reactivity	Citations	SDS
<a href="#">HPA029197</a>	polyclonal	IHC	human	1	<a href="#">View</a>

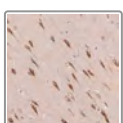


### Anti-TBC1D26 antibody produced in rabbit

**Synonym(s):** Anti-MGC51025, Anti-TBC1 domain family, member 26

[All Photos](#) (1)

Product No.	Clonality	Application	Species Reactivity	Citations	SDS
<a href="#">HPA050460</a>	polyclonal	IHC	human		<a href="#">View</a>

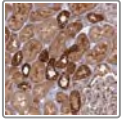


### Anti-TBC1D2B antibody produced in rabbit

**Synonym(s):** KIAA1055, Anti-KIAA1055, Anti-TBC1 domain family, member 2B

[All Photos](#) (9)

Product No.	Clonality	Application	Species Reactivity	Citations	SDS
<a href="#">HPA041833</a>	polyclonal	IF	human		<a href="#">View</a>
<a href="#">HPA052663</a>	polyclonal	IF, IHC	human	3	<a href="#">View</a>
<a href="#">HPA048174</a>	polyclonal	IHC	human		<a href="#">View</a>



### Anti-TBC1D30 antibody produced in rabbit

**Synonym(s):** Anti-Kiaa0984, Anti-Tbc1 domain family, member 30

[All Photos](#) (4)

Product No.	Clonality	Application	Species Reactivity	Citations	SDS
<a href="#">HPA039772</a>	polyclonal	IF, IHC	human	1	<a href="#">View</a>
<a href="#">HPA040043</a>	polyclonal	IHC	human		<a href="#">View</a>



### Anti-TBC1D4 antibody produced in rabbit

**Synonym(s):** Anti-AS160, Anti-DKFZp779C0666, Anti-KIAA0603

[All Photos](#) (3)


Product No.	Clonality	Application	Species Reactivity	Citations	SDS
<a href="#">HPA059885</a>	polyclonal	IHC	human		<a href="#">View</a>
<a href="#">HPA040145</a>	polyclonal	IF, IHC	human		<a href="#">View</a>



### Anti-TBC1D8B antibody produced in rabbit

**Synonym(s):** Anti-TBC1 domain family member 8B, Anti-FLJ20298, Anti-TBC1 domain family, member 8B (with GRAM domain)

[All Photos](#) (5)

Product No.	Clonality	Application	Species Reactivity	Citations	SDS
<a href="#">HPA023883</a>	polyclonal	IF, IHC	human		<a href="#">View</a>
<a href="#">HPA027527</a>	polyclonal	IHC	human		 <a href="#">View</a>



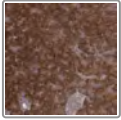
### Anti-TBC1D9 antibody produced in rabbit

**Synonym(s):** Anti-KIAA0882, Anti-MDR1, Anti-TBC1 domain family, member 9 (with GRAM domain)

[All Photos](#) (3)

Product No.	Clonality	Application	Species Reactivity	Citations	SDS
<a href="#">HPA006503</a>	polyclonal	IF, IHC	human	3	<a href="#">View</a>
<a href="#">HPA000262</a>	polyclonal	IHC	human	1	<a href="#">View</a>

Product No.	Clonality	Application	Species Reactivity	Citations	SDS
-------------	-----------	-------------	--------------------	-----------	-----




### Anti-TBC1D9B antibody produced in rabbit

**Synonym(s):** Anti-KIAA0676, Anti-TBC1 domain family, member 9B (with GRAM domain)

[All Photos](#) (2)



Product No.	Clonality	Application	Species Reactivity	Citations	SDS
<a href="#">HPA038350</a>	polyclonal	IF, IHC	human		<a href="#">View</a>

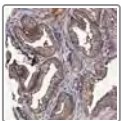


### Anti-TBCE antibody produced in rabbit

**Synonym(s):** Anti-Tubulin-folding cofactor E, Anti-Tubulin-specific chaperone E

[All Photos](#) (4)

Product No.	Clonality	Application	Species Reactivity	Citations	SDS
<a href="#">HPA026552</a>	polyclonal	IHC	human		<a href="#">View</a>
<a href="#">HPA026557</a>	polyclonal	IHC	human		<a href="#">View</a>

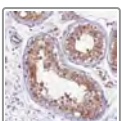


### Anti-TBCEL antibody produced in rabbit

**Synonym(s):** Anti-LRRC35, Anti-MGC10233, Anti-Tubulin folding cofactor E-like

[All Photos](#) (4)

Product No.	Clonality	Application	Species Reactivity	Citations	SDS
<a href="#">HPA038593</a>	polyclonal	IHC	human		<a href="#">View</a>
<a href="#">HPA038594</a>	polyclonal	IF, IHC	human		<a href="#">View</a>



### Anti-TBK1 antibody produced in rabbit

**Synonym(s):** Anti-NAK, Anti-TANK-binding kinase 1

[All Photos](#) (3)

Product No.	Clonality	Application	Species Reactivity	Citations	SDS
<a href="#">HPA060211</a>	polyclonal	IF	human		<a href="#">View</a>
<a href="#">HPA045797</a>	polyclonal	IF, IHC	human	4	



## All Photos (1) **Anti-TBL3 antibody produced in rabbit**




Product No.	Clonality	Application	Species Reactivity	Citations	SDS
<a href="#">HPA055695</a>	polyclonal	IF	human		<a href="#">View</a>



## **Anti-TBXAS1 antibody produced in rabbit**

**Synonym(s):** Anti-CYP5, Anti-CYP5A1, Anti-THAS, Anti-TS, Anti-TXAS

## All Photos (16)

Product No.	Clonality	Application	Species Reactivity	Citations	SDS
<a href="#">HPA031258</a>	polyclonal	IHC	human	1	 <a href="#">View</a>
<a href="#">HPA031257</a>	polyclonal	IHC	human	1	 <a href="#">View</a>
<a href="#">HPA031259</a>	polyclonal	IHC	human	1	 <a href="#">View</a>



## **Anti-TCHH antibody produced in rabbit**

**Synonym(s):** Anti-THH, Anti-trichohyalin

## All Photos (1)



Product No.	Clonality	Application	Species Reactivity	Citations	SDS
<a href="#">HPA028375</a>	polyclonal	IHC	human	1	<a href="#">View</a>

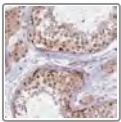


### Anti-TCHHL1 antibody produced in rabbit

**Synonym(s):** Anti-S100a17, Anti-Thhl1, Anti-Trichohyalin-like 1

## All Photos (11)

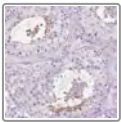
Product No.	Clonality	Application	Species Reactivity	Citations	SDS
<a href="#">HPA063483</a>	polyclonal	IHC	human		<a href="#">View</a>
<a href="#">HPA042579</a>	polyclonal	IF, IHC	human		<a href="#">View</a>



### Anti-TCOF1 antibody produced in rabbit

## All Photos (10)

Product No.	Clonality	Application	Species Reactivity	Citations	SDS
<a href="#">HPA038237</a>	polyclonal	IF, IHC, WB	human	9	<a href="#">View</a>
<a href="#">HPA038238</a>	polyclonal	IF, IHC	human		<a href="#">View</a>



### Anti-TCP11 antibody produced in rabbit

## All Photos (1)



Product No.	Clonality	Application	Species Reactivity	Citations	SDS
<a href="#">HPA048311</a>	polyclonal	IHC	human		<a href="#">View</a>



### Anti-TCP1 antibody produced in rabbit

**Synonym(s):** Anti-ACA29, Anti-CCT1, Anti-Ccta, Anti-D6S230E, Anti-SNORA29, Anti-small nucleolar RNA, H/ACA box 29

## All Photos (5)

Product No.	Clonality	Application	Species Reactivity	Citations	SDS
<a href="#">HPA027337</a>	polyclonal	IHC	rat, mouse, human	1	 <a href="#">View</a>
<a href="#">HPA031082</a>	polyclonal	IHC	human	4	 <a href="#">View</a>




## Anti-TCTA antibody produced in rabbit

**Synonym(s):** Anti-T-cell leukemia translocation-altered gene protein, Anti-T-cell leukemia translocation-associated gene protein

**All Photos** (2)


Product No.	Clonality	Application	Species Reactivity	Citations	SDS
<a href="#">HPA007342</a>	polyclonal	IF, IHC	human	3	<a href="#">View</a>

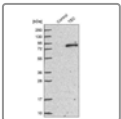


## Anti-TCTEX1D1 antibody produced in rabbit

**Synonym(s):** Anti-FLJ40873, Anti-Tctex1 domain containing 1

**All Photos** (2)


Product No.	Clonality	Application	Species Reactivity	Citations	SDS
<a href="#">HPA028420</a>	polyclonal	IHC, WB	human	2	 <a href="#">View</a>




## Anti-TEC antibody produced in rabbit

**Synonym(s):** Anti-Tyrosine-protein kinase Tec


**All Photos** (3)

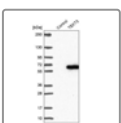
Product No.	Clonality	Application	Species Reactivity	Citations	SDS
<a href="#">HPA024657</a>	polyclonal	IF	human		<a href="#">View</a>
<a href="#">HPA005733</a>	polyclonal	IHC	human	5	 <a href="#">View</a>



## Anti-TECR antibody produced in rabbit

**All Photos** (4)


Product No.	Clonality	Application	Species Reactivity	Citations	SDS
<a href="#">HPA029780</a>	polyclonal	IHC	human		<a href="#">View</a>
<a href="#">HPA056488</a>	polyclonal	IF, IHC	human		 <a href="#">View</a>

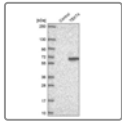


## Anti-TEKT3 antibody produced in rabbit

**Synonym(s):** Anti-FLJ32828, Anti-Tektin 3

**All Photos** (5)


Product No.	Clonality	Application	Species Reactivity	Citations	SDS
<a href="#">HPA044354</a>	polyclonal	IHC	human		<a href="#">View</a>

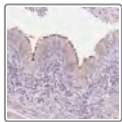


### Anti-TEKT4 antibody produced in rabbit

**Synonym(s):** Anti-MGC27019, Anti-tektin 4

[All Photos](#) (2)

Product No.	Clonality	Application	Species Reactivity	Citations	SDS
<a href="#">HPA048600</a>	polyclonal	IHC	human		<a href="#">View</a>



### Anti-TEKT1 antibody produced in rabbit

**Synonym(s):** Anti-Tektin 1

[All Photos](#) (2)



Product No.	Clonality	Application	Species Reactivity	Citations	SDS
<a href="#">HPA044444</a>	polyclonal	IHC	human	1	<a href="#">View</a>
<a href="#">HPA062285</a>	polyclonal	IHC	human		<a href="#">View</a>

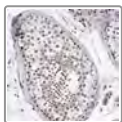


### Anti-TES antibody produced in rabbit

**Synonym(s):** Anti-TESS, Anti-Testin

[All Photos](#) (16)

Product No.	Clonality	Application	Species Reactivity	Citations	SDS
<a href="#">HPA015269</a>	polyclonal	IF, IHC	human	4	 <a href="#">View</a>
<a href="#">HPA018123</a>	polyclonal	IF, IHC	human	3	 <a href="#">View</a>




### Anti-TESK2 antibody produced in rabbit

**Synonym(s):** Anti-testis-specific kinase 2

[All Photos](#) (3)



Product No.	Clonality	Application	Species Reactivity	Citations	SDS
<a href="#">HPA063869</a>	polyclonal	IF	human		<a href="#">View</a>
<a href="#">HPA027257</a>	polyclonal	IF, IHC	human		<a href="#">View</a>

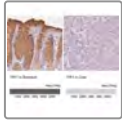


### Anti-TFAM antibody produced in rabbit

**Synonym(s):** Anti-Tcf6, Anti-Tcf6l2, Anti-Transcription factor a, mitochondrial

## All Photos (10)


Product No.	Clonality	Application	Species Reactivity	Citations	SDS
<a href="#">HPA063684</a>	polyclonal	IF	human	1	 <a href="#">View</a>
<a href="#">HPA040648</a>	polyclonal	IF, IHC	human	3	 <a href="#">View</a>

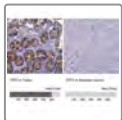


### Anti-TFF1 antibody produced in rabbit

**Synonym(s):** Anti-Breast cancer estrogen-inducible protein, Anti-HP1A, Anti-PNR-2, Anti-Trefoil factor 1 precursor, Anti-pS2 protein

## All Photos (5)


Product No.	Clonality	Application	Species Reactivity	Citations	SDS
<a href="#">HPA003425</a>	polyclonal	IHC	human	9	 <a href="#">View</a>



### Anti-TFF3 antibody produced in rabbit

**Synonym(s):** Anti-HITF, Anti-ITF

## All Photos (6)

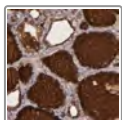
Product No.	Clonality	Application	Species Reactivity	Citations	SDS
<a href="#">HPA035464</a>	polyclonal	IF, IHC	human	2	 <a href="#">View</a>



### Anti-TFG antibody produced in rabbit

## All Photos (7)

Product No.	Clonality	Application	Species Reactivity	Citations	SDS
<a href="#">HPA052206</a>	polyclonal	IF	human		<a href="#">View</a>
<a href="#">HPA019473</a>	polyclonal	IF, IHC	human	2	<a href="#">View</a>

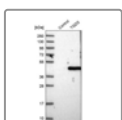


### Anti-TG antibody produced in rabbit

**Synonym(s):** Anti-Thyroglobulin precursor antibody produced in rabbit

## All Photos (1)


Product No.	Clonality	Application	Species Reactivity	Citations	SDS
<a href="#">HPA002740</a>	polyclonal	IHC	human	4	<a href="#">View</a>



### Anti-TGDS antibody produced in rabbit

**Synonym(s):** Anti-Sdr2e1, Anti-Tdp-glucose 4,6-dehydratase, Anti-Tdpgd

## All Photos (4)

Product No.	Clonality	Application	Species Reactivity	Citations	SDS
<a href="#">HPA039927</a>	polyclonal	IHC	human		<a href="#">View</a>
<a href="#">HPA040857</a>	polyclonal	IF, IHC	human		<a href="#">View</a>

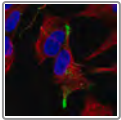


### Anti-TGFA antibody produced in rabbit

**Synonym(s):** Anti-Transforming growth factor,  $\alpha$

## All Photos (1)

Product No.	Clonality	Application	Species Reactivity	Citations	SDS
<a href="#">HPA042297</a>	polyclonal	IHC	human	1	<a href="#">View</a>



### Anti-TGFB3 antibody produced in rabbit

## All Photos (1)



Product No.	Clonality	Application	Species Reactivity	Citations	SDS
<a href="#">HPA063582</a>	polyclonal	IF	human		<a href="#">View</a>



### Anti-TGFBI antibody produced in rabbit

**Synonym(s):** Anti-Beta ig-h3, Anti-Kerato-epithelin, Anti-RGD-CAP, Anti-RGD-containing collagen-associated protein, Anti-Transforming growth factor-beta-induced protein ig-h3 precursor, Anti-BIGH3, Anti-CDB1, Anti-CDGG1, Anti-CSD1, Anti-transforming growth factor, beta-induced, 68kDa

## All Photos (15)

Product No.	Clonality	Application	Species Reactivity	Citations	SDS
<a href="#">HPA008612</a>	polyclonal	IHC	human	7	 <a href="#">View</a>
<a href="#">HPA017019</a>	polyclonal	IHC	human	3	 <a href="#">View</a>



### Anti-TGFBRAP1 antibody produced in rabbit

**Synonym(s):** Anti-TRAP-1, Anti-TRAP1, Anti-Transforming growth factor,  $\beta$  receptor associated protein 1

## All Photos (4)



Product No.	Clonality	Application	Species Reactivity	Citations	SDS
<a href="#">HPA037672</a>	polyclonal	IF	human		<a href="#">View</a>
<a href="#">HPA038397</a>	polyclonal	IHC	human		<a href="#">View</a>

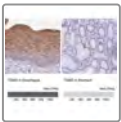


## Anti-TGM2 antibody produced in rabbit

**Synonym(s):** Anti-Protein-glutamine gamma-glutamyltransferase 2, Anti-TG(C, Anti-TGC, Anti-TGase C, Anti-TGase-H, Anti-Tissue transglutaminase, Anti-Transglutaminase-2, Anti-transglutaminase 2 (C polypeptide, protein-glutamine-γ-glutamyltransferase)

**All Photos** (16)


Product No.	Clonality	Application	Species Reactivity	Citations	SDS
<a href="#">HPA021019</a>	polyclonal	IHC	human	7	 <a href="#">View</a>
<a href="#">HPA029518</a>	polyclonal	IF, IHC	human	4	 <a href="#">View</a>



## Anti-TGM3 antibody produced in rabbit

**Synonym(s):** Anti-Protein-glutamine γ-glutamyltransferase E precursor antibody produced in rabbit, Anti-TG(E) antibody produced in rabbit, Anti-TGE antibody produced in rabbit, Anti-TGase E antibody produced in rabbit, Anti-Transglutaminase-3 antibody produced in rabbit

**All Photos** (6)

Product No.	Clonality	Application	Species Reactivity	Citations	SDS
<a href="#">HPA004728</a>	polyclonal	IHC	human	3	 <a href="#">View</a>

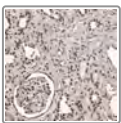


## Anti-TGM4 antibody produced in rabbit

**Synonym(s):** Anti-TGP, Anti-transglutaminase 4 (prostate)

**All Photos** (5)

Product No.	Clonality	Application	Species Reactivity	Citations	SDS
<a href="#">HPA032072</a>	polyclonal	IHC	human	1	<a href="#">View</a>



## Anti-TGS1 antibody produced in rabbit

**Synonym(s):** Anti-CLL-associated antigen KW-2, Anti-Hepatocellular carcinoma-associated antigen 137, Anti-Nuclear receptor coactivator 6-interacting protein, Anti-PIMT, Anti-PIPMT, Anti-PRIP-interacting protein with methyltransferase motif, Anti-Trimethylguanosine synthase homolog

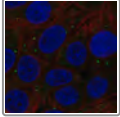
**All Photos** (4)

Product No.	Clonality	Application	Species Reactivity	Citations	SDS
<a href="#">HPA029824</a>	polyclonal	IF	human		<a href="#">View</a>
<a href="#">HPA025024</a>	polyclonal	IF, IHC	human	3	

**All Photos** (5) **Anti-THAP7 antibody produced in rabbit**

**Synonym(s):** Anti-THAP domain-containing protein 7 antibody produced in rabbit

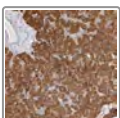
Product No.	Clonality	Application	Species Reactivity	Citations	SDS
<a href="#">HPA003083</a>	polyclonal	IF, IHC	human	1	<a href="#">View</a>



**Anti-THBS3 antibody produced in rabbit**

**All Photos** (1)

Product No.	Clonality	Application	Species Reactivity	Citations	SDS
<a href="#">HPA073242</a>	polyclonal	IF	human		<a href="#">View</a>



**Anti-THEM4 antibody produced in rabbit**

**Synonym(s):** Anti-CTMP, Anti-thioesterase superfamily member 4

**All Photos** (1)



Product No.	Clonality	Application	Species Reactivity	Citations	SDS
<a href="#">HPA028161</a>	polyclonal	IHC	human		<a href="#">View</a>



### Anti-THNSL1 antibody produced in rabbit

**Synonym(s):** Anti-FLJ22002, Anti-Threonine synthase-like 1 (*S. cerevisiae*)

[All Photos](#) (2)

Product No.	Clonality	Application	Species Reactivity	Citations	SDS
<a href="#">HPA037585</a>	polyclonal	IF, IHC	human		<a href="#">View</a>

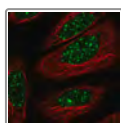


### Anti-THRAP3 antibody produced in rabbit

**Synonym(s):** Anti-Thyroid hormone receptor-associated protein 3, Anti-Thyroid hormone receptor-associated protein complex 150 kDa component, Anti-Trap150

[All Photos](#) (7)

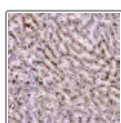
Product No.	Clonality	Application	Species Reactivity	Citations	SDS
<a href="#">HPA063765</a>	polyclonal	IF	human		<a href="#">View</a>
<a href="#">HPA012041</a>	polyclonal	IF, IHC, WB	human	3	<a href="#">View</a>



### Anti-THRB antibody produced in rabbit

[All Photos](#) (1)

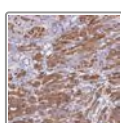
Product No.	Clonality	Application	Species Reactivity	Citations	SDS
<a href="#">HPA061035</a>	polyclonal	IF	human		<a href="#">View</a>



### Anti-THRSP antibody produced in rabbit

[All Photos](#) (5)

Product No.	Clonality	Application	Species Reactivity	Citations	SDS
<a href="#">HPA040642</a>	polyclonal	IF, IHC	human	5	<a href="#">View</a>

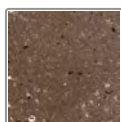


### Anti-TIAF1 antibody produced in rabbit

**Synonym(s):** Anti-TGFB1-induced anti-apoptotic factor 1

[All Photos](#) (1)

Product No.	Clonality	Application	Species Reactivity	Citations	SDS
<a href="#">HPA051129</a>	polyclonal	IHC	human		<a href="#">View</a>

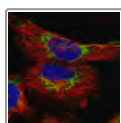


### Anti-TIAM2 antibody produced in rabbit

**Synonym(s):** Anti-SIF and TIAM1-like exchange factor, Anti-T-lymphoma invasion and metastasis-inducing protein 2, Anti-TIAM-2

[All Photos](#) (2)

Product No.	Clonality	Application	Species Reactivity	Citations	SDS
<a href="#">HPA013903</a>	polyclonal	IF, IHC	human	4	<a href="#">View</a>

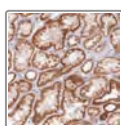


### Anti-TIMM23 antibody produced in rabbit

**Synonym(s):** Anti-TIM23, Anti-translocase of inner mitochondrial membrane 23 homolog (yeast)

[All Photos](#) (1)

Product No.	Clonality	Application	Species Reactivity	Citations	SDS
<a href="#">HPA031408</a>	polyclonal	IF, IHC	human	1	<a href="#">View</a>

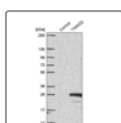


### Anti-TIMM13 antibody produced in rabbit

**Synonym(s):** Anti-TIMM13B, Anti-Tim13, Anti-translocase of inner mitochondrial membrane 13 homolog (yeast)

[All Photos](#) (5)


Product No.	Clonality	Application	Species Reactivity	Citations	SDS
<a href="#">HPA048985</a>	polyclonal	IF, IHC	human	1	<a href="#">View</a>

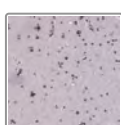


### Anti-TIMM22 antibody produced in rabbit

**Synonym(s):** Anti-TEX4, Anti-Translocase Of Inner Mitochondrial Membrane 22 Homolog (Yeast)

[All Photos](#) (2)

Product No.	Clonality	Application	Species Reactivity	Citations	SDS
<a href="#">HPA045138</a>	polyclonal	IHC	human		 <a href="#">View</a>



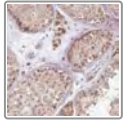
### Anti-TIMM21 antibody produced in rabbit

**Synonym(s):** Anti-C18orf55, Anti-HSPC154, Anti-TIM21

[All Photos](#) (2)

Product No.	Clonality	Application	Species Reactivity	Citations	SDS
<a href="#">HPA051543</a>	polyclonal	IF, IHC	human		<a href="#">View</a>

Product No.	Clonality	Application	Species Reactivity	Citations	SDS
-------------	-----------	-------------	--------------------	-----------	-----

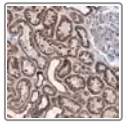


### Anti-TIMM50 antibody produced in rabbit

**Synonym(s):** Anti-TIM50L

[All Photos](#) (6)

Product No.	Clonality	Application	Species Reactivity	Citations	SDS
<a href="#">HPA056448</a>	polyclonal	IF, IHC	human		<a href="#">View</a>

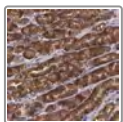


### Anti-TIMM10 antibody produced in rabbit

**Synonym(s):** Anti-TIM10, Anti-TIM10A, Anti-Translocase of inner mitochondrial membrane 10 homolog (yeast)

[All Photos](#) (5)

Product No.	Clonality	Application	Species Reactivity	Citations	SDS
<a href="#">HPA039946</a>	polyclonal	IF, IHC	human		<a href="#">View</a>



### Anti-TIMM9 antibody produced in rabbit

**Synonym(s):** Anti-Mitochondrial import inner membrane translocase subunit Tim9 antibody produced in rabbit

[All Photos](#) (2)

Product No.	Clonality	Application	Species Reactivity	Citations	SDS
<a href="#">HPA002932</a>	polyclonal	IF, IHC	human	1	<a href="#">View</a>

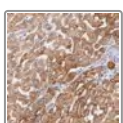


### Anti-TIMM17A antibody produced in rabbit

**Synonym(s):** Anti-TIM17, Anti-TIM17A, Anti-translocase of inner mitochondrial membrane 17 homolog A (yeast)

[All Photos](#) (6)

Product No.	Clonality	Application	Species Reactivity	Citations	SDS
<a href="#">HPA010083</a>	polyclonal	IF, IHC	human	3	<a href="#">View</a>



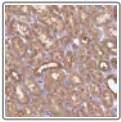
### Anti-TIMM8A antibody produced in rabbit

**Synonym(s):** Anti-Deafness dystonia protein 1 antibody produced in rabbit, Anti-Mitochondrial import inner membrane translocase subunit Tim8 A antibody produced in rabbit, Anti-X-linked deafness dystonia protein antibody produced in rabbit

[All Photos](#) (2)

Product No.	Clonality	Application	Species Reactivity	Citations	SDS
<a href="#">HPA003628</a>	polyclonal	IF, IHC	human	3	<a href="#">View</a>

Product No.	Clonality	Application	Species Reactivity	Citations	SDS
-------------	-----------	-------------	--------------------	-----------	-----

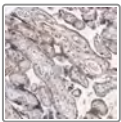


### Anti-TIMM8B antibody produced in rabbit

**Synonym(s):** Anti-Ddp2, Anti-Flj21744, Anti-Mgc102866, Anti-Mgc117373, Anti-Tim8b, Anti-Translocase of inner mitochondrial membrane 8 homolog b (yeast)

[All Photos](#) (1)

Product No.	Clonality	Application	Species Reactivity	Citations	SDS
<a href="#">HPA041173</a>	polyclonal	IHC	human		<a href="#">View</a>

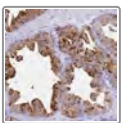


### Anti-TIMM17B antibody produced in rabbit

**Synonym(s):** Anti-DXS9822, Anti-JM3, Anti-translocase of inner mitochondrial membrane 17 homolog B (yeast)

[All Photos](#) (5)

Product No.	Clonality	Application	Species Reactivity	Citations	SDS
<a href="#">HPA029093</a>	polyclonal	IHC	human		<a href="#">View</a>

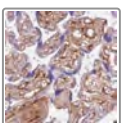


### Anti-TIMP1 antibody produced in rabbit

**Synonym(s):** Anti-CLGI, Anti-EPO, Anti-TIMP

[All Photos](#) (4)

Product No.	Clonality	Application	Species Reactivity	Citations	SDS
<a href="#">HPA053417</a>	polyclonal	IHC	human		<a href="#">View</a>



### Anti-TINAGL1 antibody produced in rabbit

**Synonym(s):** Anti-ARG1, Anti-LCN7, Anti-LIECG3, Anti-P3ECSL, Anti-TINAGRP, Anti-tubulointerstitial nephritis antigen-like 1

[All Photos](#) (4)

Product No.	Clonality	Application	Species Reactivity	Citations	SDS
<a href="#">HPA048695</a>	polyclonal	IHC	human	5	<a href="#">View</a>

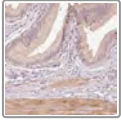


### Anti-TIPRL antibody produced in rabbit

**Synonym(s):** Anti-FLJ35906, Anti-MGC3794, Anti-NYD-SP16, Anti-TIP41, Anti-TIP41, TOR signaling pathway regulator-like (S. cerevisiae), Anti-dJ69E11.3

[All Photos](#) (3)

Product No.	Clonality	Application	Species Reactivity	Citations	SDS
<a href="#">HPA054282</a>	polyclonal	IF	human		<a href="#">View</a>
<a href="#">HPA027995</a>	polyclonal	IF, IHC	human		<a href="#">View</a>



### Anti-TIRAP antibody produced in rabbit

**Synonym(s):** Anti-Mal, Anti-toll-interleukin 1 receptor (TIR) domain containing adaptor protein, Anti-wyatt

[All Photos](#) (2)


Product No.	Clonality	Application	Species Reactivity	Citations	SDS
<a href="#">HPA054431</a>	polyclonal	IF, IHC	human		<a href="#">View</a>




### Anti-TJAP1 antibody produced in rabbit

**Synonym(s):** Anti-PILT, Anti-TJP4, Anti-tight junction associated protein 1 (peripheral)

[All Photos](#) (7)


Product No.	Clonality	Application	Species Reactivity	Citations	SDS
<a href="#">HPA030165</a>	polyclonal	IF, IHC	human	3	 <a href="#">View</a>
<a href="#">HPA030166</a>	polyclonal	IHC	human		<a href="#">View</a>
<a href="#">HPA030164</a>	polyclonal	IHC	human, rat, mouse		<a href="#">View</a>



### Anti-TJP2 antibody produced in rabbit

**Synonym(s):** DFNA51, X104, ZO-2, ZO2, Anti-Tight junction protein 2 antibody produced in rabbit, Anti-Tight junction protein ZO-2 antibody produced in rabbit, Anti-Zona occludens 2 protein antibody produced in rabbit, Anti-Zonula occludens 2 protein antibody produced in rabbit

[All Photos](#) (8)

Product No.	Clonality	Application	Species Reactivity	Citations	SDS
<a href="#">HPA070714</a>	polyclonal	IF, WB	human		<a href="#">View</a>
<a href="#">HPA001813</a>	polyclonal	IF, IHC	human	6	 <a href="#">View</a>




### Anti-TJP3 antibody produced in rabbit

**Synonym(s):** Anti-ZO-3

[All Photos](#) (8)

Product No.	Clonality	Application	Species Reactivity	Citations	SDS
<a href="#">HPA046863</a>	polyclonal	IF	human		<a href="#">View</a>



Product No.	Clonality	Application	Species Reactivity	Citations		SDS
<a href="#">HPA053337</a>	polyclonal	IF, IHC	human	1		<a href="#">View</a>

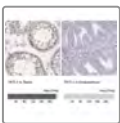


### Anti-TKT antibody produced in rabbit

**Synonym(s):** Anti-transketolase

[All Photos](#) (23)


Product No.	Clonality	Application	Species Reactivity	Citations		SDS
<a href="#">HPA029480</a>	polyclonal	IF, IHC	rat, mouse, human	2		<a href="#">View</a>
<a href="#">HPA029481</a>	polyclonal	IF, IHC	human, mouse, rat	5		<a href="#">View</a>



### Anti-TKTL1 antibody produced in rabbit

**Synonym(s):** Anti-TK 2, Anti-Transketolase 2, Anti-Transketolase-like protein 1, Anti-Transketolase-related protein

[All Photos](#) (6)


Product No.	Clonality	Application	Species Reactivity	Citations		SDS
<a href="#">HPA000505</a>	polyclonal	IHC	human	1		<a href="#">View</a>



### Anti-TLE3 antibody produced in rabbit

**Synonym(s):** Anti-ESG, Anti-ESG3, Anti-GRG3, Anti-HsT18976, Anti-KIAA1547

[All Photos](#) (6)


Product No.	Clonality	Application	Species Reactivity	Citations		SDS
<a href="#">HPA054116</a>	polyclonal	IF, IHC	human	5		<a href="#">View</a>

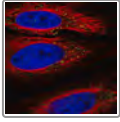
[All](#)

[Photos](#) (4)

## Anti-TLK1 antibody produced in rabbit

**Synonym(s):** Anti-PKU-beta, Anti-Serine/threonine-protein kinase tousled-like 1, Anti-Tousled- like kinase 1

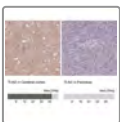
Product No.	Clonality	Application	Species Reactivity	Citations	SDS
<a href="#">HPA016043</a>	polyclonal	IF, IHC	human	2	 <a href="#">View</a>



## Anti-TLL1 antibody produced in rabbit

[All Photos](#) (2)



Product No.	Clonality	Application	Species Reactivity	Citations	SDS
<a href="#">HPA060767</a>	polyclonal	IF, WB	human		<a href="#">View</a>

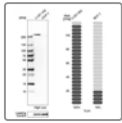


## Anti-TLN2

**Synonym(s):** ILWEQ, KIAA0320

[All Photos](#) (6)


Product No.	Clonality	Application	Species Reactivity	Citations	SDS
<a href="#">HPA051828</a>	polyclonal	IHC	human		<a href="#">View</a>
<a href="#">HPA054787</a>	polyclonal	IHC	human		<a href="#">View</a>

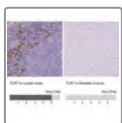


### Anti-TLN1 antibody produced in rabbit

**Synonym(s):** Anti-Talin-1


[All Photos](#) (6)

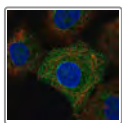
Product No.	Clonality	Application	Species Reactivity	Citations	SDS
<a href="#">HPA004748</a>	polyclonal	IF, IHC	human	6	 <a href="#">View</a>



### Anti-TLR7 antibody produced in rabbit

[All Photos](#) (5)

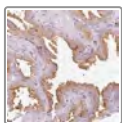
Product No.	Clonality	Application	Species Reactivity	Citations	SDS
<a href="#">HPA059613</a>	polyclonal	IHC	human	1	 <a href="#">View</a>



### Anti-TLR6 antibody produced in rabbit

[All Photos](#) (1)

Product No.	Clonality	Application	Species Reactivity	Citations	SDS
<a href="#">HPA062733</a>	polyclonal	IF	human		<a href="#">View</a>

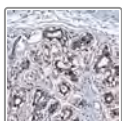


### Anti-TMC8 antibody produced in rabbit

**Synonym(s):** Anti-EVER2, Anti-EVIN2, Anti-transmembrane channel-like 8

[All Photos](#) (1)

Product No.	Clonality	Application	Species Reactivity	Citations	SDS
<a href="#">HPA054429</a>	polyclonal	IHC	human	1	<a href="#">View</a>



### Anti-TMCO3 antibody produced in rabbit

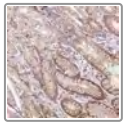
**Synonym(s):** Anti-C13orf11, Anti-FLJ20623, Anti-transmembrane and coiled-coil domains 3

[All Photos](#) (4)

Product No.	Clonality	Application	Species Reactivity	Citations	SDS
<a href="#">HPA048126</a>	polyclonal	IF, IHC	human		<a href="#">View</a>



Product No.	Clonality	Application	Species Reactivity	Citations	SDS
<a href="#">HPA039561</a>	polyclonal	IHC, WB	human		<a href="#">View</a>

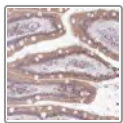


### Anti-TM2D1 antibody produced in rabbit

**Synonym(s):** Anti-BBP, Anti-TM2 domain containing 1

[All Photos](#) (3)

Product No.	Clonality	Application	Species Reactivity	Citations	SDS
<a href="#">HPA055621</a>	polyclonal	IF	human		<a href="#">View</a>
<a href="#">HPA046058</a>	polyclonal	IF, IHC	human		<a href="#">View</a>

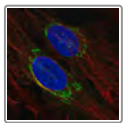


### Anti-TMED5 antibody produced in rabbit

**Synonym(s):** Anti-CGI-100, Anti-transmembrane emp24 protein transport domain containing 5

[All Photos](#) (5)

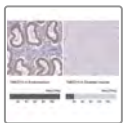
Product No.	Clonality	Application	Species Reactivity	Citations	SDS
<a href="#">HPA050289</a>	polyclonal	IHC	human	1	<a href="#">View</a>



### Anti-TMED3 antibody produced in rabbit

[All Photos](#) (2)

Product No.	Clonality	Application	Species Reactivity	Citations	SDS
<a href="#">HPA076949</a>	polyclonal	IF	human		<a href="#">View</a>



### Anti-TMED10 antibody produced in rabbit

**Synonym(s):** Anti-P24(DELTA), Anti-TMP21

[All Photos](#) (15)


Product No.	Clonality	Application	Species Reactivity	Citations	EV	SDS
<a href="#">HPA047139</a>	polyclonal	IF, IHC	human	1		<a href="#">View</a>
<a href="#">HPA050539</a>	polyclonal	IHC	human			<a href="#">View</a>



### Anti-TMED7 antibody produced in rabbit

[All Photos](#) (2)

Product No.	Clonality	Application	Species Reactivity	Citations	SDS
<a href="#">HPA008960</a>	polyclonal	IHC	human	5	<a href="#">View</a>



### Anti-TMED9 antibody produced in rabbit

**Synonym(s):** Anti-HSGP25L2G, Anti-p24a2, Anti-p24alpha2

[All Photos](#) (3)

Product No.	Clonality	Application	Species Reactivity	Citations	SDS
<a href="#">HPA014650</a>	polyclonal	IHC	rat, human	6	<a href="#">View</a>



### Anti-TMED2 antibody produced in rabbit

**Synonym(s):** Anti-Membrane protein p24A, Anti-Transmembrane emp24 domain-containing protein 2 precursor


[All Photos](#) (4)

Product No.	Clonality	Application	Species Reactivity	Citations	SDS
<a href="#">HPA014060</a>	polyclonal	IF, IHC	human, rat, mouse	5	<a href="#">View</a>



### Anti-TMEM43 antibody produced in rabbit

[All Photos](#) (3)

Product No.	Clonality	Application	Species Reactivity	Citations	SDS
<a href="#">HPA019198</a>	polyclonal	IHC	human	5	 <a href="#">View</a>




### Anti-TMEM109 antibody produced in rabbit

**Synonym(s):** Anti-Mg23, Anti-Mitsugumin-23, Anti-Transmembrane protein 109 precursor

[All Photos](#) (4)


Product No.	Clonality	Application	Species Reactivity	Citations	SDS
<a href="#">HPA011785</a>	polyclonal	IF, IHC	human, rat, mouse	3	<a href="#">View</a>




### Anti-TMEM74 antibody produced in rabbit

**Synonym(s):** Anti-Transmembrane protein 74

[All Photos](#) (2)


Product No.	Clonality	Application	Species Reactivity	Citations	SDS
<a href="#">HPA015672</a>	polyclonal	IHC	human	1	 <a href="#">View</a>

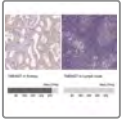


### Anti-TMEM97 antibody produced in rabbit

**Synonym(s):** Anti-MAC30, Anti-Transmembrane Protein 97

[All Photos](#) (5)


Product No.	Clonality	Application	Species Reactivity	Citations	SDS
<a href="#">HPA044795</a>	polyclonal	IHC	human	5	 <a href="#">View</a>

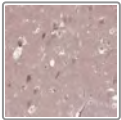


### Anti-TMEM27 antibody produced in rabbit

**Synonym(s):** Anti-NX17, Anti-transmembrane protein 27

[All Photos](#) (4)

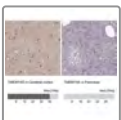
Product No.	Clonality	Application	Species Reactivity	Citations	SDS
<a href="#">HPA048543</a>	polyclonal	IF, IHC	human		 <a href="#">View</a>



### Anti-TMEM135 antibody produced in rabbit


[All Photos](#) (3)

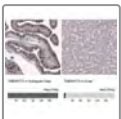
Product No.	Clonality	Application	Species Reactivity	Citations	SDS
<a href="#">HPA056685</a>	polyclonal	IF	human		<a href="#">View</a>
<a href="#">HPA069473</a>	polyclonal	IHC	human		<a href="#">View</a>



### Anti-TMEM145 antibody produced in rabbit

[All Photos](#) (5)



Product No.	Clonality	Application	Species Reactivity	Citations	SDS
<a href="#">HPA060462</a>	polyclonal	IF, IHC	human		 <a href="#">View</a>



### Anti-TMEM173 antibody produced in rabbit

**Synonym(s):** Anti-FLJ38577, Anti-NET23, Anti-transmembrane protein 173

[All Photos](#) (14)

Product No.	Clonality	Application	Species Reactivity	Citations	SDS
<a href="#">HPA038116</a>	polyclonal	IHC	human	2	 <a href="#">View</a>
<a href="#">HPA038534</a>	polyclonal	IHC	human	1	 <a href="#">View</a>



### Anti-TMEM68 antibody produced in rabbit

**Synonym(s):** Anti-transmembrane protein 68

[All Photos](#) (3)

Product No.	Clonality	Application	Species Reactivity	Citations	SDS
<a href="#">HPA018216</a>	polyclonal	IHC	human	2	<a href="#">View</a>
<a href="#">HPA019173</a>	polyclonal	IF, IHC	human	2	<a href="#">View</a>




### Anti-TMEM70 antibody produced in rabbit

**Synonym(s):** Anti-FLJ20533, Anti-transmembrane protein 70

[All Photos](#) (2)


Product No.	Clonality	Application	Species Reactivity	Citations	SDS
<a href="#">HPA023187</a>	polyclonal	IF, IHC	human	4	<a href="#">View</a>




### Anti-TMEM143 antibody produced in rabbit

**Synonym(s):** Anti-Transmembrane protein 143

[All Photos](#) (3)


Product No.	Clonality	Application	Species Reactivity	Citations	SDS
<a href="#">HPA014476</a>	polyclonal	IF, IHC	human	1	<a href="#">View</a> 

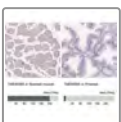


### Anti-TMEM130 antibody produced in rabbit

**Synonym(s):** Anti-Transmembrane protein 130 precursor

[All Photos](#) (5)


Product No.	Clonality	Application	Species Reactivity	Citations	SDS
<a href="#">HPA012928</a>	polyclonal	IHC	human	1	<a href="#">View</a> 



### Anti-TMEM38A antibody produced in rabbit

**Synonym(s):** Anti-MGC3169, Anti-TRIC-A, Anti-transmembrane protein 38A

[All Photos](#) (4)

Product No.	Clonality	Application	Species Reactivity	Citations	SDS
<a href="#">HPA050463</a>	polyclonal	IHC	human		<a href="#">View</a> 




### Anti-TMEM8A antibody produced in rabbit

**Synonym(s):** Anti-M83, Anti-TMEM6, Anti-TMEM8, Anti-transmembrane protein 8A

## All Photos (3)


Product No.	Clonality	Application	Species Reactivity	Citations	SDS
<a href="#">HPA064673</a>	polyclonal	IF	human		<a href="#">View</a>
<a href="#">HPA051281</a>	polyclonal	IF, IHC	human	1	<a href="#">View</a>



### Anti-TMEM38B antibody produced in rabbit

**Synonym(s):** Anti-TRIC-B, Anti-TRICB, Anti-Transmembrane protein 38B, Anti-Trimeric intracellular cation channel type B


## All Photos (2)

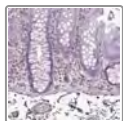
Product No.	Clonality	Application	Species Reactivity	Citations	SDS
<a href="#">HPA018465</a>	polyclonal	IHC	human	4	

**All  
Photos** (2)

**Anti-TMEM38B antibody produced in rabbit**

**Synonym(s):** Anti-TRIC-B, Anti-TRICB, Anti-Transmembrane protein 38B, Anti-Trimeric intracellular cation channel type B

Product No.	Clonality	Application	Species Reactivity	Citations	SDS
<a href="#">HPA018465</a>	polyclonal	IHC	human	4	 <a href="#">View</a>

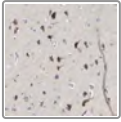


**Anti-TMEM86B antibody produced in rabbit**

**Synonym(s):** Anti-MGC30208

**All Photos** (2)

Product No.	Clonality	Application	Species Reactivity	Citations	SDS
<a href="#">HPA057689</a>	polyclonal	IF, IHC	human		<a href="#">View</a>



## Anti-TMEM59L antibody produced in rabbit

**Synonym(s):** Anti-Brain-specific membrane-anchored protein antibody produced in rabbit, Anti-Transmembrane protein 59-like precursor antibody produced in rabbit

[All Photos](#) (2)


Product No.	Clonality	Application	Species Reactivity	Citations	SDS
<a href="#">HPA070701</a>	polyclonal	IF	human		<a href="#">View</a>
<a href="#">HPA010661</a>	polyclonal	IHC	human	2	<a href="#">View</a>



## Anti-TMF1 antibody produced in rabbit

**Synonym(s):** Anti-TATA element modulatory factor antibody produced in rabbit, Anti-TMF antibody produced in rabbit

[All Photos](#) (4)

Product No.	Clonality	Application	Species Reactivity	Citations	SDS
<a href="#">HPA008729</a>	polyclonal	IF, IHC	human, mouse, rat	7	 <a href="#">View</a>

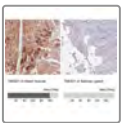


## Anti-TMLHE antibody produced in rabbit

**Synonym(s):** Anti-BBOX2, Anti-FLJ10727, Anti-TMLH, Anti-Trimethyllysine hydroxylase, ε, Anti-XAP130

[All Photos](#) (2)


Product No.	Clonality	Application	Species Reactivity	Citations	SDS
<a href="#">HPA040331</a>	polyclonal	IF	human		<a href="#">View</a>
<a href="#">HPA034589</a>	polyclonal	IHC	human		<a href="#">View</a>

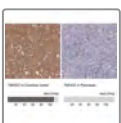


## Anti-TMOD1 antibody produced in rabbit

**Synonym(s):** Anti-D9S57E, Anti-ETMOD, Anti-TMOD, Anti-tropomodulin 1

[All Photos](#) (3)


Product No.	Clonality	Application	Species Reactivity	Citations	SDS
<a href="#">HPA051202</a>	polyclonal	IHC	human	4	 <a href="#">View</a>

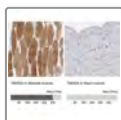


## Anti-TMOD2 antibody produced in rabbit

**Synonym(s):** Anti-Ntmod, Anti-Tropomodulin 2 (neuronal)

[All Photos](#) (5)


Product No.	Clonality	Application	Species Reactivity	Citations	SDS
<a href="#">HPA041365</a>	polyclonal	IF, IHC	human	1	 <a href="#">View</a>



### Anti-TMOD4 antibody produced in rabbit

**Synonym(s):** Anti-Sk-Tmod, Anti-tropomodulin 4 (muscle)

[All Photos](#) (4)


Product No.	Clonality	Application	Species Reactivity	Citations	SDS
<a href="#">HPA028203</a>	polyclonal	IHC	human		 <a href="#">View</a>



### Anti-TMOD3 antibody produced in rabbit

**Synonym(s):** Anti-Tropomodulin-3 antibody produced in rabbit, Anti-U-Tmod antibody produced in rabbit, Anti-Ubiquitous tropomodulin antibody produced in rabbit

[All Photos](#) (4)


Product No.	Clonality	Application	Species Reactivity	Citations	SDS
<a href="#">HPA001849</a>	polyclonal	IF, IHC	rat, mouse, human	5	 <a href="#">View</a>

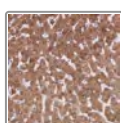


### Anti-TMPO antibody produced in rabbit

**Synonym(s):** Anti-Lamina-associated polypeptide 2, isoforms  $\beta/\gamma$  antibody produced in rabbit, Anti-TP  $\beta/\gamma$  antibody produced in rabbit, Anti-TPRP isoforms  $\beta/\gamma$  antibody produced in rabbit, Anti-Thymopoietin, isoforms  $\beta/\gamma$  antibody produced in rabbit, Anti-Thymopoietin-related peptide isoforms  $\beta/\gamma$  antibody produced in rabbit

[All Photos](#) (8)

Product No.	Clonality	Application	Species Reactivity	Citations	SDS
<a href="#">HPA008150</a>	polyclonal	IF, IHC	human, rat, mouse	2	 <a href="#">View</a>

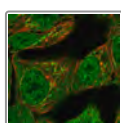


### Anti-TMPRSS7 antibody produced in rabbit

**Synonym(s):** Anti-Transmembrane protease, serine 7

[All Photos](#) (1)

Product No.	Clonality	Application	Species Reactivity	Citations	SDS
<a href="#">HPA040630</a>	polyclonal	IHC	human		<a href="#">View</a>



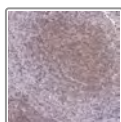
### Anti-TNFAIP2 antibody produced in rabbit

[All Photos](#) (1)

Product No.	Clonality	Application	Species Reactivity	Citations	SDS
<a href="#">HPA030624</a>	polyclonal	IF	human		<a href="#">View</a>



Product No.	Clonality	Application	Species Reactivity	Citations	SDS
-------------	-----------	-------------	--------------------	-----------	-----




### Anti-TNFAIP8 antibody produced in rabbit

**Synonym(s):** Anti-GG2-1, Anti-MDC-3.13, Anti-SCC-S2

[All Photos](#) (4)

Product No.	Clonality	Application	Species Reactivity	Citations	SDS
<a href="#">HPA054434</a>	polyclonal	IF	human		<a href="#">View</a>
<a href="#">HPA057089</a>	polyclonal	IF, IHC	human	1	<a href="#">View</a>




### Anti-TNFAIP6 antibody produced in rabbit

**Synonym(s):** Anti-TSG-6, Anti-TSG6


[All Photos](#) (5)

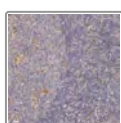
Product No.	Clonality	Application	Species Reactivity	Citations	SDS
<a href="#">HPA050884</a>	polyclonal	IHC	human	2	<a href="#">View</a>



### Anti-TNFAIP1 antibody produced in rabbit

[All Photos](#) (4)

Product No.	Clonality	Application	Species Reactivity	Citations	SDS
<a href="#">HPA014641</a>	polyclonal	IHC	human	6	 <a href="#">View</a>
<a href="#">HPA013333</a>	polyclonal	IF, IHC	human	6	<a href="#">View</a>



### Anti-TNFAIP3 antibody produced in rabbit

**Synonym(s):** A20, OTUD7C, Anti-Putative DNA-binding protein A20, Anti-Tumor necrosis factor, alpha-induced protein 3, Anti-Zinc finger protein A20

[All Photos](#) (2)

Product No.	Clonality	Application	Species Reactivity	Citations	SDS
<a href="#">HPA067479</a>	polyclonal	IF	human		<a href="#">View</a>
<a href="#">HPA002116</a>	polyclonal	IHC	human	3	<a href="#">View</a>



### Anti-TNFRSF14 antibody produced in rabbit

**Synonym(s):** Anti-Herpesvirus entry mediator A, Anti-TR2, Anti-Tumor necrosis factor receptor superfamily member 14 precursor, Anti-Tumor necrosis factor receptor-like 2

## All Photos (2)

Product No.	Clonality	Application	Species Reactivity	Citations	SDS
<a href="#">HPA006404</a>	polyclonal	IF, IHC	human	3	<a href="#">View</a>

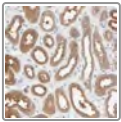


### Anti-TNFRSF1A antibody produced in rabbit

**Synonym(s):** Anti-CD120a antigen, Anti-TNF-R1, Anti-TNF-RI, Anti-TNFR-I, Anti-Tumor necrosis factor receptor superfamily member 1A precursor, Anti-p55, Anti-p60

## All Photos (3)

Product No.	Clonality	Application	Species Reactivity	Citations	SDS
<a href="#">HPA004102</a>	polyclonal	IHC	human	4	<a href="#">View</a>



### Anti-TNFRSF12A antibody produced in rabbit

**Synonym(s):** Anti-CD266 antigen, Anti-FGF-inducible 14, Anti-Fibroblast growth factor-inducible immediate-early response protein 14, Anti-Tumor necrosis factor receptor superfamily member 12A precursor, Anti-Tweak-receptor, Anti-TweakR

## All Photos (5)

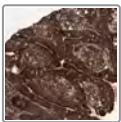
Product No.	Clonality	Application	Species Reactivity	Citations	SDS
<a href="#">HPA007853</a>	polyclonal	IF, IHC	human	2	<a href="#">View</a>



### Anti-TNFRSF11A antibody produced in rabbit

## All Photos (3)


Product No.	Clonality	Application	Species Reactivity	Citations	SDS
<a href="#">HPA047976</a>	polyclonal	IF	human		<a href="#">View</a>
<a href="#">HPA027728</a>	polyclonal	IHC	human	4	<a href="#">View</a>



### Anti-TNFRSF10B antibody produced in rabbit

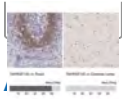
**Synonym(s):** Anti-CD262 antigen, Anti-Death receptor 5, Anti-TNF-related apoptosis-inducing ligand receptor 2, Anti-TRAIL receptor 2, Anti-TRAIL-R2, Anti-Tumor necrosis factor receptor superfamily member 10B

## All Photos (2)

Product No.	Clonality	Application	Species Reactivity	Citations	SDS
<a href="#">HPA023625</a>	polyclonal	IHC	human	4	 <a href="#">View</a>




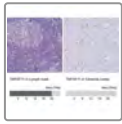
### Anti-TNFRSF13C antibody produced in rabbit



**Synonym(s):** Anti-B cell-activating factor receptor antibody produced in rabbit, Anti-BAFF receptor antibody produced in rabbit, Anti-BAFF-R antibody produced in rabbit, Anti-BLyS receptor 3 antibody produced in rabbit, Anti-CD268 antigen antibody produced in rabbit, Anti-Tumor necrosis factor receptor superfamily member 13C

**Photos** (4) antibody produced in rabbit


Product No.	Clonality	Application	Species Reactivity	Citations	SDS
<a href="#">HPA003246</a>	polyclonal	IHC	human	2	 <a href="#">View</a>

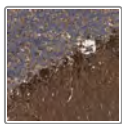


### Anti-TNFSF11 antibody produced in rabbit

**Synonym(s):** Anti-CD254, Anti-ODF, Anti-OPGL, Anti-RANKL, Anti-TRANCE

**All Photos** (3)

Product No.	Clonality	Application	Species Reactivity	Citations	SDS
<a href="#">HPA045142</a>	polyclonal	IHC	human		 <a href="#">View</a>




### Anti-TNIK antibody produced in rabbit

**Synonym(s):** Anti-TRAF2 and NCK-interacting protein kinase

**All Photos** (6)



Product No.	Clonality	Application	Species Reactivity	Citations	SDS
<a href="#">HPA012128</a>	polyclonal	IF, IHC	human	4	<a href="#">View</a>
<a href="#">HPA012297</a>	polyclonal	IHC	human	3	<a href="#">View</a>

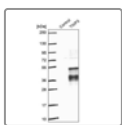


### Anti-TNIP1 antibody produced in rabbit

**Synonym(s):** Anti-ABIN-1, Anti-KIAA0113, Anti-NAF1, Anti-TNFAIP3 interacting protein 1, Anti-VAN

**All Photos** (12)


Product No.	Clonality	Application	Species Reactivity	Citations	SDS
<a href="#">HPA071950</a>	polyclonal	IF	human		<a href="#">View</a>
<a href="#">HPA037893</a>	polyclonal	IHC	human, rat, mouse	1	 <a href="#">View</a>
<a href="#">HPA037894</a>	polyclonal	IHC	human		 <a href="#">View</a>

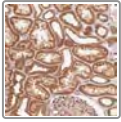


### Anti-TNIP3 antibody produced in rabbit

**Synonym(s):** Anti-Abin-3, Anti-Flj21162, Anti-Lind, Anti-Tnfaip3 interacting protein 3

**All Photos** (2)

Product No.	Clonality	Application	Species Reactivity	Citations	SDS
<a href="#">HPA043063</a>	polyclonal	IHC, WB	human		 <a href="#">View</a>



## Anti-TNIP2 antibody produced in rabbit

[All Photos](#) (4)

Product No.	Clonality	Application	Species Reactivity	Citations	SDS
<a href="#">HPA063197</a>	polyclonal	IF, IHC	human		<a href="#">View</a>
<a href="#">HPA049886</a>	polyclonal	IF, IHC	human		<a href="#">View</a>

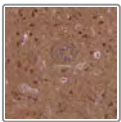


## Anti-TNK1 antibody produced in rabbit

**Synonym(s):** Anti-CD38 negative kinase 1, Anti-Non-receptor tyrosine-protein kinase TNK1

[All Photos](#) (4)

Product No.	Clonality	Application	Species Reactivity	Citations	SDS
<a href="#">HPA012065</a>	polyclonal	IHC	human	3	<a href="#">View</a>

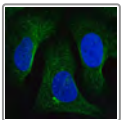


## Anti-TNK2 antibody produced in rabbit

**Synonym(s):** Anti-Ack, Anti-Ack1, Anti-P21cdc42hs, Anti-Tyrosine kinase, non-receptor, 2

[All Photos](#) (1)

Product No.	Clonality	Application	Species Reactivity	Citations	SDS
<a href="#">HPA041954</a>	polyclonal	IHC	human		<a href="#">View</a>



## Anti-TNKS2 antibody produced in rabbit

**Synonym(s):** Anti-PARP-5b, Anti-PARP-5c, Anti-PARP5B, Anti-PARP5C, Anti-PART6, Anti-TANK2, Anti-TNKL, Anti-Tankyrase, TRF1-interacting ankyrin-related ADP-ribose polymerase 2

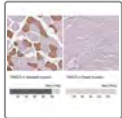
[All Photos](#) (1)

Product No.	Clonality	Application	Species Reactivity	Citations	SDS
<a href="#">HPA036606</a>	polyclonal	IF, IHC (p)	human		<a href="#">View</a>

## All Photos (5) **Anti-TNN antibody produced in rabbit**

**Synonym(s):** Anti-DKFZp779E2460, Anti-tenascin N



Product No.	Clonality	Application	Species Reactivity	Citations	SDS
<a href="#">HPA026764</a>	polyclonal	IHC	human	2	<a href="#">View</a>
<a href="#">HPA026726</a>	polyclonal	IHC	human	2	<a href="#">View</a>



## **Anti-TNNC2 antibody produced in rabbit**

**Synonym(s):** Anti-Troponin c type 2 (fast)


## All Photos (7)

Product No.	Clonality	Application	Species Reactivity	Citations	SDS
<a href="#">HPA043174</a>	polyclonal	IHC	human	2	 <a href="#">View</a>
<a href="#">HPA058481</a>	polyclonal	IF, IHC	human		 <a href="#">View</a>





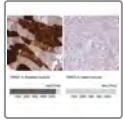
## **Anti-TNNC1 antibody produced in rabbit**

**Synonym(s):** Anti-TNNC



Photos (14)


Product No.	Clonality	Application	Species Reactivity	Citations	SDS
<a href="#">HPA044848</a>	polyclonal	IF, IHC	human		<a href="#">View</a>
<a href="#">HPA056897</a>	polyclonal	IHC	human		<a href="#">View</a>



### Anti-TNNI2 antibody produced in rabbit

**Synonym(s):** Anti-AMCD2B, Anti-DA2B, Anti-FSSV

[All Photos](#) (5)

Product No.	Clonality	Application	Species Reactivity	Citations	SDS
<a href="#">HPA055938</a>	polyclonal	IF, IHC	human		<a href="#">View</a>

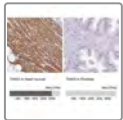


### Anti-TNNI1 antibody produced in rabbit

**Synonym(s):** Anti-troponin I type 1 (skeletal, slow)


[All Photos](#) (4)

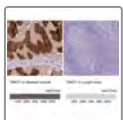
Product No.	Clonality	Application	Species Reactivity	Citations	SDS
<a href="#">HPA028190</a>	polyclonal	IHC	human	1	<a href="#">View</a>



### Anti-TNNI3 antibody produced in rabbit

[All Photos](#) (4)


Product No.	Clonality	Application	Species Reactivity	Citations	SDS	
<a href="#">HPA046428</a>	polyclonal	IF, IHC	human	2		<a href="#">View</a>



### Anti-TNNT1 antibody produced in rabbit

**Synonym(s):** Anti-ANM, Anti-FLJ98147, Anti-MGC104241, Anti-NEM5, Anti-STNT, Anti-TNT, Anti-TNTS



[All Photos](#) (5)


Product No.	Clonality	Application	Species Reactivity	Citations	SDS	
<a href="#">HPA058448</a>	polyclonal	IHC	human	5		<a href="#">View</a>



## Anti-TNNT2 antibody produced in rabbit

[All Photos](#) (13)



Product No.	Clonality	Application	Species Reactivity	Citations	SDS
<a href="#">HPA015774</a>	polyclonal	IHC	human	5	 <a href="#">View</a>
<a href="#">HPA017888</a>	polyclonal	IHC	human	7	 <a href="#">View</a>



## Anti-TNNT3 antibody produced in rabbit

**Synonym(s):** Anti-AMCD2B, Anti-DA2B, Anti-DKFZp779M2348, Anti-FSSV, Anti-Troponin T type 3 (skeletal, fast)

[All Photos](#) (7)

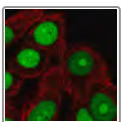
Product No.	Clonality	Application	Species Reactivity	Citations	SDS
<a href="#">HPA037810</a>	polyclonal	IHC	human	1	 <a href="#">View</a>
<a href="#">HPA056909</a>	polyclonal	IHC	human		 <a href="#">View</a>



## Anti-TNPO3 antibody produced in rabbit

[All Photos](#) (2)

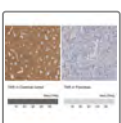
Product No.	Clonality	Application	Species Reactivity	Citations	SDS
<a href="#">HPA039555</a>	polyclonal	IF, IHC	human		<a href="#">View</a>



## Anti-TNPO2 antibody produced in rabbit

[All Photos](#) (1)




Product No.	Clonality	Application	Species Reactivity	Citations	SDS
<a href="#">HPA071498</a>	polyclonal	IF	human		<a href="#">View</a>




## Anti-TNR antibody produced in rabbit

**Synonym(s):** Anti-tenascin R (restrictin, janusin), Anti-Janusin, Anti-Rrestrictin, Anti-TN-R, Anti-Tenascin-R

[All Photos](#) (9)

Product No.	Clonality	Application	Species Reactivity	Citations	SDS
<a href="#">HPA029859</a>	polyclonal	IHC	human		 <a href="#">View</a>
<a href="#">HPA027150</a>	polyclonal	IHC	human		 <a href="#">View</a>
<a href="#">HPA027134</a>	polyclonal	IHC	human	1	 <a href="#">View</a>

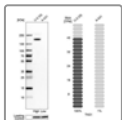


### Anti-TNS3 antibody produced in rabbit

**Synonym(s):** Anti-FLJ13732, Anti-H\_NH0549I23.2, Anti-TEM6, Anti-TENS1



[All Photos](#) (8)

Product No.	Clonality	Application	Species Reactivity	Citations	SDS
<a href="#">HPA055338</a>	polyclonal	IF, IHC	human	2	<a href="#">View</a>
<a href="#">HPA056015</a>	polyclonal	IF, IHC	human		<a href="#">View</a>



### Anti-TNS1 antibody produced in rabbit

[All Photos](#) (7)

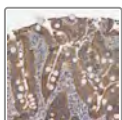
Product No.	Clonality	Application	Species Reactivity	Citations	SDS
<a href="#">HPA036090</a>	polyclonal	IHC	human		 <a href="#">View</a>
<a href="#">HPA036089</a>	polyclonal	IHC	human	2	 <a href="#">View</a>



### Anti-TOB1 antibody produced in rabbit

[All Photos](#) (2)

Product No.	Clonality	Application	Species Reactivity	Citations	SDS
<a href="#">HPA047839</a>	polyclonal	IF, IHC	human		<a href="#">View</a>




### Anti-TOM1L1 antibody produced in rabbit

**Synonym(s):** Anti-Src-activating and signaling molecule protein, Anti-TOM1-like protein 1, Anti-Target of Myb-like protein 1

[All Photos](#) (1)

Product No.	Clonality	Application	Species Reactivity	Citations	SDS
<a href="#">HPA022916</a>	polyclonal	IHC	human	2	<a href="#">View</a>





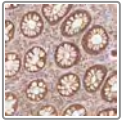


## Anti-TOM1L2 antibody produced in rabbit

**Synonym(s):** Anti-TOM1-like protein 2, Anti-Target of Myb-like protein 2

[All Photos](#) (15)

Product No.	Clonality	Application	Species Reactivity	Citations	SDS
<a href="#">HPA023304</a>	polyclonal	IF, IHC	human	4	 <a href="#">View</a>
<a href="#">HPA022541</a>	polyclonal	IHC	human, mouse, rat	3	 <a href="#">View</a>

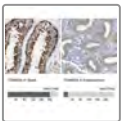


## Anti-TOMM40 antibody produced in rabbit

**Synonym(s):** Anti-C19orf1, Anti-D19S1177E, Anti-PER-EC1, Anti-PEREC1, Anti-TOM40

[All Photos](#) (8)



Product No.	Clonality	Application	Species Reactivity	Citations	SDS
<a href="#">HPA036231</a>	polyclonal	IF, IHC	human	1	<a href="#">View</a>
<a href="#">HPA036232</a>	polyclonal	IF, IHC	human		<a href="#">View</a>




## Anti-TOMM34 antibody produced in rabbit

**Synonym(s):** Anti-HTOM34P, Anti-TOM34, Anti-Mitochondrial import receptor subunit TOM34, Anti-Translocase of outer membrane 34 kDa subunit, Anti-hTom34

[All Photos](#) (9)


Product No.	Clonality	Application	Species Reactivity	Citations	SDS
<a href="#">HPA056875</a>	polyclonal	IF, IHC	human		 <a href="#">View</a>
<a href="#">HPA018845</a>	polyclonal	IF, IHC	human	4	 <a href="#">View</a>




## Anti-TOMM20 antibody produced in rabbit

**Synonym(s):** Anti-Mitochondrial 20 kDa outer membrane protein antibody produced in rabbit, Anti-Mitochondrial import receptor subunit TOM20 homolog antibody produced in rabbit, Anti-Outer mitochondrial membrane receptor Tom20 antibody produced in rabbit

[All Photos](#) (7)


Product No.	Clonality	Application	Species Reactivity	Citations	SDS
<a href="#">HPA011562</a>	polyclonal	IF, IHC	mouse, human	56	 <a href="#">View</a>




## Anti-TOMM20L antibody produced in rabbit

**Synonym(s):** Anti-Translocase Of Outer Mitochondrial Membrane 20 Homolog (Yeast)-Like, Anti-UNQ9438

## All Photos (2)

Product No.	Clonality	Application	Species Reactivity	Citations	SDS
<a href="#">HPA044997</a>	polyclonal	IHC	human		<a href="#">View</a>

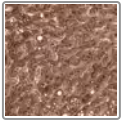


### Anti-TOMM40L antibody produced in rabbit

**Synonym(s):** Anti-FLJ12770, Anti-TOMM40B, Anti-translocase of outer mitochondrial membrane 40 homolog (yeast)-like

## All Photos (1)


Product No.	Clonality	Application	Species Reactivity	Citations	SDS
<a href="#">HPA051304</a>	polyclonal	IHC	human		<a href="#">View</a>



### Anti-TONSL antibody produced in rabbit

## All Photos (2)



Product No.	Clonality	Application	Species Reactivity	Citations	SDS
<a href="#">HPA046494</a>	polyclonal	IF, IHC	human	1	<a href="#">View</a>



### Anti-TOR1AIP1 antibody produced in rabbit

**Synonym(s):** Anti-FLJ13142, Anti-LAP1B, Anti-torsin A interacting protein 1

## All Photos (15)

Product No.	Clonality	Application	Species Reactivity	Citations	SDS
<a href="#">HPA047151</a>	polyclonal	IHC	human	1	 <a href="#">View</a>
<a href="#">HPA050546</a>	polyclonal	IF, IHC	human	1	 <a href="#">View</a>

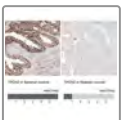


### Anti-TPCN1 antibody produced in rabbit

**Synonym(s):** Anti-Flj20612, Anti-Kiaa1169, Anti-Tpc1, Anti-Two pore segment channel 1

## All Photos (4)


Product No.	Clonality	Application	Species Reactivity	Citations	SDS
<a href="#">HPA039757</a>	polyclonal	IHC	human		<a href="#">View</a>

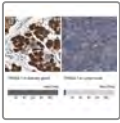


### Anti-TPCN2 antibody produced in rabbit

**Synonym(s):** Anti-TPC2, Anti-two pore segment channel 2

## All Photos (3)


Product No.	Clonality	Application	Species Reactivity	Citations	SDS
<a href="#">HPA027080</a>	polyclonal	IHC	human	4	 <a href="#">View</a>

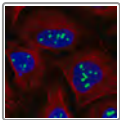


### Anti-TPD52L1 antibody produced in rabbit

**Synonym(s):** Anti-D53, Anti-hD53, Anti-tumor protein D52-like 1

## All Photos (7)

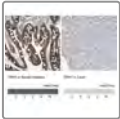
Product No.	Clonality	Application	Species Reactivity	Citations	SDS
<a href="#">HPA027915</a>	polyclonal	IHC	human		<a href="#">View</a>
<a href="#">HPA027916</a>	polyclonal	IF, IHC	human	1	 <a href="#">View</a>



### Anti-TPGS2 antibody produced in rabbit

## All Photos (2)


Product No.	Clonality	Application	Species Reactivity	Citations	SDS
<a href="#">HPA061753</a>	polyclonal	IF	human		<a href="#">View</a>



### Anti-TPH1 antibody produced in rabbit

**Synonym(s):** Anti-Tryptophan 5-hydroxylase 1, Anti-Tryptophan 5-monoxygenase 1



## All Photos (6)

Product No.	Clonality	Application	Species Reactivity	Citations	SDS
<a href="#">HPA022483</a>	polyclonal	IHC	human	4	 <a href="#">View</a>



### Anti-TPI1 antibody produced in rabbit

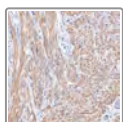
## All Photos (6)

Product No.	Clonality	Application	Species Reactivity	Citations	SDS
<a href="#">HPA050924</a>	polyclonal	IF, IHC	human		 <a href="#">View</a>
<a href="#">HPA053568</a>	polyclonal	IF, IHC	human		 <a href="#">View</a>

## All **Anti-TPM3 antibody produced in rabbit**

**Photos** (4) **Synonym(s):** Anti-Tropomyosin  $\alpha$ -3 chain antibody produced in rabbit, Anti-Tropomyosin  $\gamma$  antibody produced in rabbit, Anti-Tropomyosin-3 antibody produced in rabbit, Anti-hTM5 antibody produced in rabbit

Product No.	Clonality	Application	Species Reactivity	Citations	SDS
<a href="#">HPA047089</a>	polyclonal	IHC	human	1	<a href="#">View</a>
<a href="#">HPA009066</a>	polyclonal	IHC	human, mouse, rat	4	<a href="#">View</a>

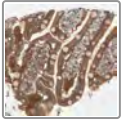


## **Anti-TPM1 antibody produced in rabbit**

**Synonym(s):** Anti- $\alpha$ -Tropomyosin antibody produced in rabbit, Anti-Tropomyosin-1  $\alpha$ -chain antibody produced in rabbit

All  
**Photos** (2)

Product No.	Clonality	Application	Species Reactivity	Citations	SDS
<a href="#">HPA053624</a>	polyclonal	IHC	human		<a href="#">View</a>
<a href="#">HPA000261</a>	polyclonal	IHC	human	1	<a href="#">View</a>

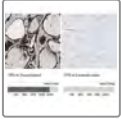


### Anti-TPMT antibody produced in rabbit

**Synonym(s):** Anti-Thiopurine S-methyltransferase, Anti-Thiopurine methyltransferase

[All Photos](#) (2)


Product No.	Clonality	Application	Species Reactivity	Citations	SDS
<a href="#">HPA019851</a>	polyclonal	IHC	human	3	<a href="#">View</a>

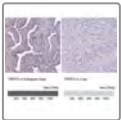


### Anti-TPO antibody produced in rabbit

**Synonym(s):** Anti-Thyroid peroxidase precursor antibody produced in rabbit

[All Photos](#) (3)

Product No.	Clonality	Application	Species Reactivity	Citations	SDS
<a href="#">HPA007987</a>	polyclonal	IHC	human	4	 <a href="#">View</a>

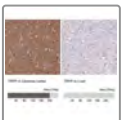


### Anti-TPPP3 antibody produced in rabbit

**Synonym(s):** Anti-CGI-38, Anti-p20, Anti-p25gamma, Anti-tubulin polymerization-promoting protein family member 3

[All Photos](#) (6)



Product No.	Clonality	Application	Species Reactivity	Citations	SDS
<a href="#">HPA047629</a>	polyclonal	IF, IHC	human	4	<a href="#">View</a>



### Anti-TPPP antibody produced in rabbit

**Synonym(s):** Anti-TPPP/p25, Anti-TPPP1, Anti-p25, Anti-p25alpha, Anti-P25, Anti-P25a, Anti-Tubulin polymerization promoting protein

[All Photos](#) (15)


Product No.	Clonality	Application	Species Reactivity	Citations	SDS
<a href="#">HPA036576</a>	polyclonal	IF, IHC	human	13	 <a href="#">View</a>
<a href="#">HPA036575</a>	polyclonal	IHC	human		 <a href="#">View</a>





### Anti-TPR antibody produced in rabbit

**Synonym(s):** Anti-Nucleoprotein TPR

[All Photos](#) (20)

Product No.	Clonality	Application	Species Reactivity	Citations	SDS
<a href="#">HPA019661</a>	polyclonal	IF, IHC, WB	human	5	 <a href="#">View</a>

Product No.	Clonality	Application	Species Reactivity	Citations	SDS
<a href="#">HPA019663</a>	polyclonal	IF, IHC, WB	human	3	 <a href="#">View</a>
<a href="#">HPA024336</a>	polyclonal	IF, IHC	human	1	 <a href="#">View</a>



### Anti-TP53RK antibody produced in rabbit

**Synonym(s):** Anti-Nori-2, Anti-TP53-regulating kinase, Anti-p53-related protein kinase

[All Photos](#) (2)

Product No.	Clonality	Application	Species Reactivity	Citations	SDS
<a href="#">HPA015837</a>	polyclonal	IHC	human		<a href="#">View</a>

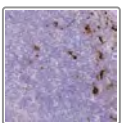


### Anti-TPRKB antibody produced in rabbit

**Synonym(s):** Anti-CGI-121, Anti-TP53RK binding protein

[All Photos](#) (2)

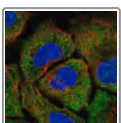
Product No.	Clonality	Application	Species Reactivity	Citations	SDS
<a href="#">HPA035712</a>	polyclonal	IF, IHC	human	1	<a href="#">View</a>



### Anti-TPSB2 antibody produced in rabbit

[All Photos](#) (5)

Product No.	Clonality	Application	Species Reactivity	Citations	SDS
<a href="#">HPA049153</a>	polyclonal	IHC	human	1	<a href="#">View</a>



### Anti-TPTE2 antibody produced in rabbit

[All Photos](#) (1)


Product No.	Clonality	Application	Species Reactivity	Citations	SDS
<a href="#">HPA068342</a>	polyclonal	IF	human		<a href="#">View</a>

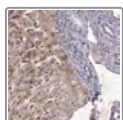


### Anti-TPTE antibody produced in rabbit

**Synonym(s):** Anti-CT44, Anti-PTEN2

[All Photos](#) (3)

Product No.	Clonality	Application	Species Reactivity	Citations	SDS
<a href="#">HPA049690</a>	polyclonal	IHC	human	1	 <a href="#">View</a>



### Anti-TRAF1 antibody produced in rabbit

**Synonym(s):** Anti-Epstein-Barr virus-induced protein 6 antibody produced in rabbit, Anti-TNF receptor-associated factor 1 antibody produced in rabbit

[All Photos](#) (2)

Product No.	Clonality	Application	Species Reactivity	Citations	SDS
<a href="#">HPA001852</a>	polyclonal	IHC	human	2	<a href="#">View</a>



### Anti-TRAF6 antibody produced in rabbit

**Synonym(s):** Anti-Interleukin-1 signal transducer, Anti-RING finger protein 85, Anti-TNF receptor-associated factor 6

[All Photos](#) (7)


Product No.	Clonality	Application	Species Reactivity	Citations	SDS
<a href="#">HPA019805</a>	polyclonal	IF, IHC	human, rat, mouse	3	<a href="#">View</a>




### Anti-TRAF4 antibody produced in rabbit

**Synonym(s):** Anti-CART1, Anti-MLN62, Anti-RNF83

[All Photos](#) (5)



Product No.	Clonality	Application	Species Reactivity	Citations	SDS
<a href="#">HPA052377</a>	polyclonal	IHC	human		 <a href="#">View</a>

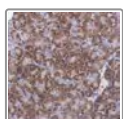


### Anti-TRAF2 antibody produced in rabbit

**Synonym(s):** Anti-TNF receptor-associated factor 2 antibody produced in rabbit, Anti-Tumor necrosis factor type 2 receptor-associated protein 3 antibody produced in rabbit

[All Photos](#) (8)

Product No.	Clonality	Application	Species Reactivity	Citations	SDS
<a href="#">HPA009972</a>	polyclonal	IF, IHC	human	4	 <a href="#">View</a>
<a href="#">HPA010634</a>	polyclonal	IF, IHC	mouse, human	9	 <a href="#">View</a>



### Anti-TRAF3 antibody produced in rabbit

**Synonym(s):** Anti-CAP-1 antibody produced in rabbit, Anti-CD40 receptor-associated factor 1 antibody produced in rabbit, Anti-CD40-binding protein antibody produced in rabbit, Anti-CD40BP antibody produced in

**All  
Photos** (1)

rabbit, Anti-CRAF1 antibody produced in rabbit, Anti-LAP1 antibody produced in rabbit, Anti-LMP1-associated protein antibody produced in rabbit, Anti-TNF receptor-associated factor 3 antibody produced in rabbit

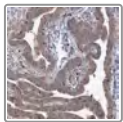
Product No.	Clonality	Application	Species Reactivity	Citations	SDS
<a href="#">HPA002933</a>	polyclonal	IHC	human	1	<a href="#">View</a>



**Anti-TRAF3IP1 antibody produced in rabbit**

**All Photos** (2)

Product No.	Clonality	Application	Species Reactivity	Citations	SDS
<a href="#">HPA037857</a>	polyclonal	IHC	human		<a href="#">View</a>
<a href="#">HPA037858</a>	polyclonal	IHC	human	1	<a href="#">View</a>

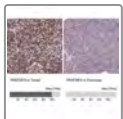


**Anti-TRAF3IP2 antibody produced in rabbit**

**Synonym(s):** Anti-ACT1, Anti-C6orf2, Anti-C6orf4, Anti-C6orf5, Anti-C6orf6, Anti-ClKS, Anti-DKFZP586G0522, Anti-TRAF3 interacting protein 2

**All  
Photos** (6)


Product No.	Clonality	Application	Species Reactivity	Citations	SDS
<a href="#">HPA036352</a>	polyclonal	IF, IHC	human		<a href="#">View</a>

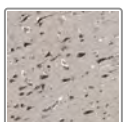


**Anti-TRAF3IP3 antibody produced in rabbit**

**Synonym(s):** Anti-T3jam, Anti-Traf3 interacting protein 3

**All Photos** (4)

Product No.	Clonality	Application	Species Reactivity	Citations	SDS
<a href="#">HPA040796</a>	polyclonal	IF, IHC	human	1	 <a href="#">View</a>



**Anti-TRAK1 antibody produced in rabbit**

**Synonym(s):** Anti-106 kDa O-GlcNAc transferase-interacting protein, Anti-Trafficking kinesin-binding protein 1

**All  
Photos** (5)

Product No.	Clonality	Application	Species Reactivity	Citations	SDS
<a href="#">HPA011367</a>	polyclonal	IF	human		<a href="#">View</a>
<a href="#">HPA005853</a>	polyclonal	IHC	human	9	<a href="#">View</a>



**Anti-TRAM2 antibody produced in rabbit**





**Synonym(s):** Anti-KIAA0057

[All Photos](#) (1)

Product No.	Clonality	Application	Species Reactivity	Citations	SDS
<a href="#">HPA057925</a>	polyclonal	IHC	human		<a href="#">View</a>



### Anti-TRAM1 antibody produced in rabbit

**Synonym(s):** Anti-Translocation-associated membrane protein 1

[All Photos](#) (1)

Product No.	Clonality	Application	Species Reactivity	Citations	SDS
<a href="#">HPA023929</a>	polyclonal	IHC	human		<a href="#">View</a>

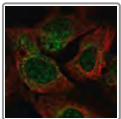


### Anti-TRAPPC8 antibody produced in rabbit

**Synonym(s):** Anti-Gsg1, Anti-Hst2706, Anti-Kiaa1012, Anti-Trafficking protein particle complex 8, Anti-Trs85

[All Photos](#) (2)

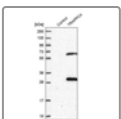
Product No.	Clonality	Application	Species Reactivity	Citations	SDS
<a href="#">HPA041107</a>	polyclonal	IF, IHC	human	1	<a href="#">View</a>



### Anti-TRAPPC2 antibody produced in rabbit

[All Photos](#) (1)


Product No.	Clonality	Application	Species Reactivity	Citations	SDS
<a href="#">HPA063308</a>	polyclonal	IF	human		<a href="#">View</a>

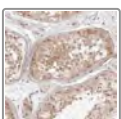


### Anti-TRAPPC4 antibody produced in rabbit

**Synonym(s):** Anti-PTD009, Anti-SBDN, Anti-TRS23, Anti-trafficking protein particle complex 4

[All Photos](#) (9)

Product No.	Clonality	Application	Species Reactivity	Citations	SDS
<a href="#">HPA039752</a>	polyclonal	IHC	human		<a href="#">View</a>
<a href="#">HPA041371</a>	polyclonal	IF, IHC	human, mouse, rat		<a href="#">View</a>

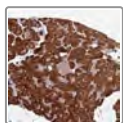


### Anti-TRAPPC3 antibody produced in rabbit

**Synonym(s):** Anti-BET3, Anti-IRR, Anti-trafficking protein particle complex 3

## All Photos (6)

Product No.	Clonality	Application	Species Reactivity	Citations	SDS
<a href="#">HPA028408</a>	polyclonal	IF, IHC	human	4	<a href="#">View</a>



### Anti-TRAPPC6A antibody produced in rabbit

**Synonym(s):** Anti-Hspc289, Anti-Mgc2650, Anti-Trafficking protein particle complex 6a, Anti-Trs33

## All Photos (1)

Product No.	Clonality	Application	Species Reactivity	Citations	SDS
<a href="#">HPA043043</a>	polyclonal	IHC	human		<a href="#">View</a>

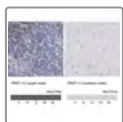


### Anti-TRAPPC6B antibody produced in rabbit

**Synonym(s):** Anti-trafficking protein particle complex 6B

## All Photos (2)


Product No.	Clonality	Application	Species Reactivity	Citations	SDS
<a href="#">HPA047928</a>	polyclonal	IF, IHC	human		<a href="#">View</a>



### Anti-TRAT1 antibody produced in rabbit


**Synonym(s):** Anti-T-cell receptor-associated transmembrane adapter 1 antibody produced in rabbit, Anti-T-cell receptor-interacting molecule antibody produced in rabbit, Anti-TRIM antibody produced in rabbit, Anti-pp29/30 antibody produced in rabbit


## All Photos (4)

Product No.	Clonality	Application	Species Reactivity	Citations	SDS
<a href="#">HPA002356</a>	polyclonal	IHC, WB	human	2	 <a href="#">View</a>

## All Photos (7) **Anti-TRDN antibody produced in rabbit**

**Synonym(s):** Anti-Triadin



Product No.	Clonality	Application	Species Reactivity	Citations	SDS
<a href="#">HPA038226</a>	polyclonal	IF, IHC	human		 <a href="#">View</a>
<a href="#">HPA058226</a>	polyclonal	IHC	human	1	 <a href="#">View</a>



## **Anti-TREH antibody produced in rabbit**

**Synonym(s):** Anti-MGC129621, Anti-TRE, Anti-TREA, Anti-Trehalase (brush-border membrane glycoprotein)

### All Photos (13)

Product No.	Clonality	Application	Species Reactivity	Citations	SDS
<a href="#">HPA039913</a>	polyclonal	IHC	human		 <a href="#">View</a>
<a href="#">HPA042045</a>	polyclonal	IHC	human		 <a href="#">View</a>





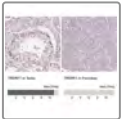
## **Anti-TREML1 antibody produced in rabbit**



**Synonym(s):** Anti-TLT-1, Anti-Trem-like transcript 1 protein precursor, Anti-Triggering receptor expressed on myeloid cells-like protein 1

[Photos](#) (13)


Product No.	Clonality	Application	Species Reactivity	Citations	SDS
<a href="#">HPA016700</a>	polyclonal	IHC	human	3	 <a href="#">View</a>
<a href="#">HPA017860</a>	polyclonal	IHC	human	2	 <a href="#">View</a>

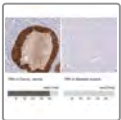


### Anti-TRERF1 antibody produced in rabbit

**Synonym(s):** Anti-BCAR2, Anti-HSA277276, Anti-RAPA, Anti-TReP-132, Anti-dJ139D8.5


[All Photos](#) (6)

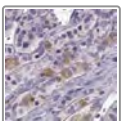
Product No.	Clonality	Application	Species Reactivity	Citations	SDS
<a href="#">HPA051273</a>	polyclonal	IF	human	1	<a href="#">View</a>
<a href="#">HPA059943</a>	polyclonal	IHC	human		 <a href="#">View</a>
<a href="#">HPA027771</a>	polyclonal	IF	human		<a href="#">View</a>



### Anti-TRH antibody produced in rabbit

[All Photos](#) (5)

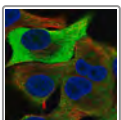
Product No.	Clonality	Application	Species Reactivity	Citations	SDS
<a href="#">HPA035596</a>	polyclonal	IHC	human		 <a href="#">View</a>



### Anti-TRHR antibody produced in rabbit

[All Photos](#) (1)

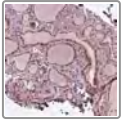
Product No.	Clonality	Application	Species Reactivity	Citations	SDS
<a href="#">HPA055162</a>	polyclonal	IHC	human		<a href="#">View</a>



### Anti-TRIB1 antibody produced in rabbit

[All Photos](#) (1)

Product No.	Clonality	Application	Species Reactivity	Citations	SDS
<a href="#">HPA063982</a>	polyclonal	IF	human		<a href="#">View</a>



## Anti-TRIB3 antibody produced in rabbit

[All Photos](#) (2)

Product No.	Clonality	Application	Species Reactivity	Citations	SDS
<a href="#">HPA055442</a>	polyclonal	IF, IHC	human	1	<a href="#">View</a>

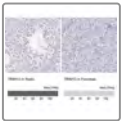


## Anti-TRIB2 antibody produced in rabbit

**Synonym(s):** Anti-TRB-2 antibody produced in rabbit, Anti-Tribbles homolog 2 antibody produced in rabbit

[All Photos](#) (4)


Product No.	Clonality	Application	Species Reactivity	Citations	SDS
<a href="#">HPA001305</a>	polyclonal	IF, IHC	human, rat, mouse	4	<a href="#">View</a>



## Anti-TRIM13 antibody produced in rabbit

**Synonym(s):** Anti-B-cell chronic lymphocytic leukemia tumor suppressor Leu5, Anti-Leukemia-associated protein 5, Anti-Putative tumor suppressor RFP2, Anti-RING finger protein 77, Anti-Ret finger protein 2, Anti-Tripartite motif-containing protein 13

[All Photos](#) (6)

Product No.	Clonality	Application	Species Reactivity	Citations	SDS
<a href="#">HPA000367</a>	polyclonal	IHC	human		<a href="#">View</a>

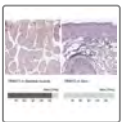


## Anti-TRIM67 antibody produced in rabbit

**Synonym(s):** Anti-TNL, Anti-tripartite motif-containing 67

[All Photos](#) (1)


Product No.	Clonality	Application	Species Reactivity	Citations	SDS
<a href="#">HPA034776</a>	polyclonal	IHC	human	1	<a href="#">View</a>



## Anti-TRIM72 antibody produced in rabbit

**Synonym(s):** Anti-Tripartite motif-containing protein 72

[All Photos](#) (4)

Product No.	Clonality	Application	Species Reactivity	Citations	SDS
<a href="#">HPA023122</a>	polyclonal	IF, IHC (p), WB	human	5	<a href="#">View</a>
<a href="#">HPA054909</a>	polyclonal	IHC	human		<a href="#">View</a>




## Anti-TRIM24 antibody produced in rabbit



**Synonym(s):** Anti-RNF82, Anti-TIF1, Anti-Tif1a, Anti-Tripartite Motif Containing 24, Anti-hTIF1

[All Photos](#) (8)

Product No.	Clonality	Application	Species Reactivity	Citations	SDS
<a href="#">HPA061717</a>	polyclonal	IF	human		<a href="#">View</a>
<a href="#">HPA043495</a>	polyclonal	IF, IHC	human	1	<a href="#">View</a>



### Anti-TRIM23 antibody produced in rabbit

**Synonym(s):** Anti-ARD1, Anti-ARFD1, Anti-RNF46, Anti-Tripartite motif-containing 23

[All Photos](#) (1)

Product No.	Clonality	Application	Species Reactivity	Citations	SDS
<a href="#">HPA039605</a>	polyclonal	IHC	human	2	<a href="#">View</a>

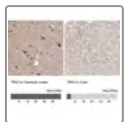


### Anti-TRIM25 antibody produced in rabbit

**Synonym(s):** Anti-Efp antibody produced in rabbit, Anti-Estrogen-responsive finger protein antibody produced in rabbit, Anti-RING finger protein 147 antibody produced in rabbit, Anti-Tripartite motif-containing protein 25 antibody produced in rabbit, Anti-Zinc finger protein 147 antibody produced in rabbit

[All Photos](#) (3)

Product No.	Clonality	Application	Species Reactivity	Citations	SDS
<a href="#">HPA005909</a>	polyclonal	IF, IHC	human	3	<a href="#">View</a>

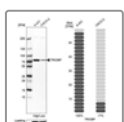


### Anti-TRIO antibody produced in rabbit

**Synonym(s):** Anti-PTPRF-interacting protein, Anti-Triple functional domain protein

[All Photos](#) (5)

Product No.	Clonality	Application	Species Reactivity	Citations	SDS
<a href="#">HPA008157</a>	polyclonal	IHC	human	4	<a href="#">View</a>



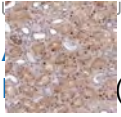
### Anti-TRIOBP antibody produced in rabbit

[All Photos](#) (8)

Product No.	Clonality	Application	Species Reactivity	Citations	SDS
<a href="#">HPA003747</a>	polyclonal	IHC	human	5	<a href="#">View</a>
<a href="#">HPA019769</a>	polyclonal	IHC	human, rat, mouse	6	<a href="#">View</a>



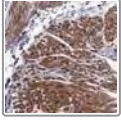
### Anti-TRIP6 antibody produced in rabbit



(6)

**Synonym(s):** Anti-MGC10556, Anti-MGC10558, Anti-MGC29959, Anti-MGC3837, Anti-MGC4423, Anti-ZRP-1

Product No.	Clonality	Application	Species Reactivity	Citations	SDS
<a href="#">HPA052813</a>	polyclonal	IF, IHC	human	1	<a href="#">View</a>

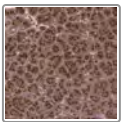


### Anti-TRIP10 antibody produced in rabbit

**Synonym(s):** CIP4, HSTP, STOT, STP

[All Photos](#) (3)

Product No.	Clonality	Application	Species Reactivity	Citations	SDS
<a href="#">HPA073886</a>	polyclonal	IHC	human		<a href="#">View</a>
<a href="#">HPA072625</a>	polyclonal	IHC	human		<a href="#">View</a>
<a href="#">HPA041934</a>	polyclonal	IF	human		<a href="#">View</a>

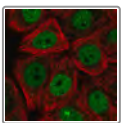


### Anti-TRIP11 antibody produced in rabbit

**Synonym(s):** Anti-Clonal evolution-related gene on chromosome 14 antibody produced in rabbit, Anti-GMAP-210 antibody produced in rabbit, Anti-Golgi-associated microtubule-binding protein 210 antibody produced in rabbit, Anti-TRIP-11 antibody produced in rabbit, Anti-Thyroid receptor-interacting protein 11 antibody produced in rabbit, Anti-Trip230 antibody produced in rabbit

[All Photos](#) (3)

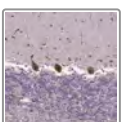
Product No.	Clonality	Application	Species Reactivity	Citations	SDS
<a href="#">HPA070684</a>	polyclonal	IF	human	1	<a href="#">View</a>
<a href="#">HPA002570</a>	polyclonal	IF, IHC	human	5	<a href="#">View</a>



### Anti-TRMO antibody produced in rabbit

[All Photos](#) (1)

Product No.	Clonality	Application	Species Reactivity	Citations	SDS
<a href="#">HPA052197</a>	polyclonal	IF	human		<a href="#">View</a>



### Anti-TROAP antibody produced in rabbit

**Synonym(s):** Anti-TASTIN, Anti-Trophinin Associated Protein (Tastin)

[All Photos](#) (1)

Product No.	Clonality	Application	Species Reactivity	Citations	SDS
<a href="#">HPA044102</a>	polyclonal	IHC	human	2	<a href="#">View</a>



### Anti-TRPC1 antibody produced in rabbit

**Synonym(s):** Anti-Short transient receptor potential channel 1, Anti-TRP-1, Anti-Transient receptor protein 1, Anti-TrpC1

[All Photos](#) (2)

Product No.	Clonality	Application	Species Reactivity	Citations	SDS
<a href="#">HPA021130</a>	polyclonal	IF, IHC	human	3	<a href="#">View</a>

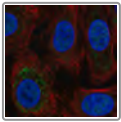


### Anti-TRPC7 antibody produced in rabbit

**Synonym(s):** Anti-OR2A17P, Anti-OR2A2P, Anti-OST008, Anti-transient receptor potential cation channel, subfamily C, member 7

[All Photos](#) (1)

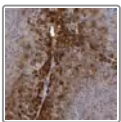
Product No.	Clonality	Application	Species Reactivity	Citations	SDS
<a href="#">HPA031126</a>	polyclonal	IHC	human	1	<a href="#">View</a>



### Anti-TRPC6 antibody produced in rabbit

[All Photos](#) (1)

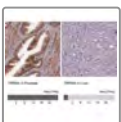
Product No.	Clonality	Application	Species Reactivity	Citations	SDS
<a href="#">HPA062164</a>	polyclonal	IF	human		<a href="#">View</a>



### Anti-TRPC4AP antibody produced in rabbit

[All Photos](#) (2)


Product No.	Clonality	Application	Species Reactivity	Citations	SDS
<a href="#">HPA065061</a>	polyclonal	IF	human		<a href="#">View</a>
<a href="#">HPA051197</a>	polyclonal	IHC	human		<a href="#">View</a>



### Anti-TRPM4 antibody produced in rabbit

**Synonym(s):** Anti-FLJ20041, Anti-transient receptor potential cation channel, subfamily M, member 4

[All Photos](#) (6)

Product No.	Clonality	Application	Species Reactivity	Citations	SDS
<a href="#">HPA041169</a>	polyclonal	IF, IHC	human	1	 <a href="#">View</a>




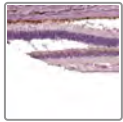
### Anti-TRPM2 antibody produced in rabbit





[Photos](#) (4)

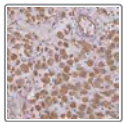
Product No.	Clonality	Application	Species Reactivity	Citations	SDS
<a href="#">HPA030976</a>	polyclonal	IF	human	4	<a href="#">View</a>
<a href="#">HPA035260</a>	polyclonal	IHC	human	2	 <a href="#">View</a>



### Anti-TRPM1 antibody produced in rabbit

[All Photos](#) (4)

Product No.	Clonality	Application	Species Reactivity	Citations	SDS
<a href="#">HPA014779</a>	polyclonal	IHC	human	1	<a href="#">View</a>



### Anti-TRPV6 antibody produced in rabbit

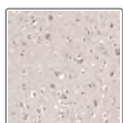
**Synonym(s):** Anti-CaT1, Anti-ECAC2

[All Photos](#) (1)

Product No.	Clonality	Application	Species Reactivity	Citations	SDS
<a href="#">HPA062864</a>	polyclonal	IHC	human	2	

[All Photos](#) (1) **Anti-TRPV5 antibody produced in rabbit**

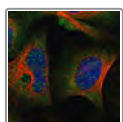
Product No.	Clonality	Application	Species Reactivity	Citations	SDS
<a href="#">HPA063175</a>	polyclonal	IHC	human		<a href="#">View</a>



**Anti-TSC2 antibody produced in rabbit**

[All Photos](#) (4)

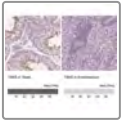
Product No.	Clonality	Application	Species Reactivity	Citations	SDS
<a href="#">HPA049679</a>	polyclonal	IF	human		<a href="#">View</a>
<a href="#">HPA030409</a>	polyclonal	IF, IHC	rat, mouse, human	7	<a href="#">View</a>



**Anti-TSC22D3 antibody produced in rabbit**


[All Photos](#) (1)


Product No.	Clonality	Application	Species Reactivity	Citations	SDS
<a href="#">HPA001916</a>	polyclonal	IF	human		<a href="#">View</a>



### Anti-TSKS antibody produced in rabbit

[All Photos](#) (3)


Product No.	Clonality	Application	Species Reactivity	Citations	SDS
<a href="#">HPA045729</a>	polyclonal	IHC	human		<a href="#">View</a>



### Anti-TSKU antibody produced in rabbit

**Synonym(s):** Anti-E2-induced gene 4 protein, Anti-Leucine-rich repeat-containing protein 54, Anti-Tsukushi, Anti-Tsukushin precursor

[All Photos](#) (8)

Product No.	Clonality	Application	Species Reactivity	Citations	SDS
<a href="#">HPA008164</a>	polyclonal	IF, IHC	rat, human, mouse	1	 <a href="#">View</a>




### Anti-TSPAN6 antibody produced in rabbit

**Synonym(s):** Anti-A15 homolog, Anti-T245 protein, Anti-Tetraspanin TM4-D, Anti-Tetraspanin-6, Anti-Transmembrane 4 superfamily member 6 antibody produced in rabbit

[All Photos](#) (2)


Product No.	Clonality	Application	Species Reactivity	Citations	SDS
<a href="#">HPA004109</a>	polyclonal	IF, IHC	human	2	<a href="#">View</a>



### Anti-TSPAN9 antibody produced in rabbit

**Synonym(s):** Anti-Tetraspan NET-5, Anti-Tetraspanin-9, Anti-Tspan-9

[All Photos](#) (3)


Product No.	Clonality	Application	Species Reactivity	Citations	SDS
<a href="#">HPA014002</a>	polyclonal	IF, IHC	human	2	 <a href="#">View</a>

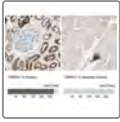


### Anti-TSPAN8 antibody produced in rabbit

**Synonym(s):** Anti-CO-029, Anti-TM4SF3

[All Photos](#) (5)


Product No.	Clonality	Application	Species Reactivity	Citations	SDS
<a href="#">HPA044337</a>	polyclonal	IF, IHC	human	 <a href="#">View</a>	




## Anti-TSPAN1 antibody produced in rabbit

**Synonym(s):** Anti-NET-1, Anti-TSPAN-1

[All Photos](#) (7)


Product No.	Clonality	Application	Species Reactivity	Citations	SDS
<a href="#">HPA011909</a>	polyclonal	IF, IHC	human	3	 <a href="#">View</a>



## Anti-TSPAN7 antibody produced in rabbit

**Synonym(s):** Anti-A15, Anti-CD231, Anti-DXS1692E, Anti-MRX58, Anti-MXS1, Anti-TALLA-1, Anti-TM4SF2

[All Photos](#) (2)

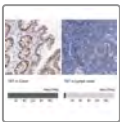
Product No.	Clonality	Application	Species Reactivity	Citations	SDS
<a href="#">HPA003140</a>	polyclonal	IHC	human	3	 <a href="#">View</a>



## Anti-TSSK3 antibody produced in rabbit

[All Photos](#) (2)



Product No.	Clonality	Application	Species Reactivity	Citations	SDS
<a href="#">HPA037516</a>	polyclonal	IF, IHC	human		<a href="#">View</a>

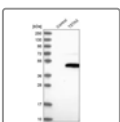


## Anti-TST antibody produced in rabbit

**Synonym(s):** Anti-Rhodanese antibody produced in rabbit, Anti-Thiosulfate sulfurtransferase antibody produced in rabbit

[All Photos](#) (18)


Product No.	Clonality	Application	Species Reactivity	Citations	SDS
<a href="#">HPA003044</a>	polyclonal	IF, IHC	human		 <a href="#">View</a>
<a href="#">HPA003643</a>	polyclonal	IHC	human	1	 <a href="#">View</a>



## Anti-TSTA3 antibody produced in rabbit

**Synonym(s):** Anti-GDP-4-keto-6-deoxy-D-mannose-3,5-epimerase-4-reductase, Anti-GDP-L-fucose synthetase, Anti-Protein FX, Anti-Red cell NADP(H)

[All Photos](#) (3)


Product No.	Clonality	Application	Species Reactivity	Citations	SDS
<a href="#">HPA023361</a>	polyclonal	IF, IHC	human	5	 <a href="#">View</a>

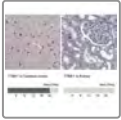


## Anti-TTBK2 antibody produced in rabbit

**Synonym(s):** Anti-Tau-tubulin kinase 2

[All Photos](#) (5)


Product No.	Clonality	Application	Species Reactivity	Citations	SDS
<a href="#">HPA018113</a>	polyclonal	IHC, WB	human	22	 <a href="#">View</a>

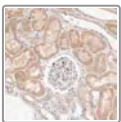


## Anti-TTBK1 antibody produced in rabbit

**Synonym(s):** Anti-KIAA1855, Anti-Tau tubulin kinase 1

[All Photos](#) (6)

Product No.	Clonality	Application	Species Reactivity	Citations	SDS
<a href="#">HPA031735</a>	polyclonal	IF	human		<a href="#">View</a>
<a href="#">HPA031736</a>	polyclonal	IHC	human	4	 <a href="#">View</a>

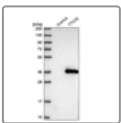


## Anti-TTC3 antibody produced in rabbit

**Synonym(s):** Anti-Protein DCRR1, Anti-RING finger protein 105, Anti-TPR repeat protein 3, Anti-TPR repeat protein D, Anti-Tetratricopeptide repeat protein 3

[All Photos](#) (2)


Product No.	Clonality	Application	Species Reactivity	Citations	SDS
<a href="#">HPA036304</a>	polyclonal	IF	human		<a href="#">View</a>
<a href="#">HPA023964</a>	polyclonal	IHC	human	2	<a href="#">View</a>

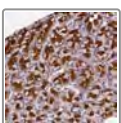


## Anti-TTC33 antibody produced in rabbit

**Synonym(s):** Anti-OSRF, Anti-Tetratricopeptide repeat domain 33

[All Photos](#) (5)

Product No.	Clonality	Application	Species Reactivity	Citations	SDS
<a href="#">HPA038253</a>	polyclonal	IF, IHC	human		<a href="#">View</a>
<a href="#">HPA038252</a>	polyclonal	IF, IHC	human		 <a href="#">View</a>



## Anti-TTC5 antibody produced in rabbit

**Synonym(s):** Anti-Strap, Anti-Tetratricopeptide Repeat Domain 5

[All Photos](#) (2)

Product No.	Clonality	Application	Species Reactivity	Citations	SDS
<a href="#">HPA054198</a>	polyclonal	IF	human		<a href="#">View</a>
<a href="#">HPA045008</a>	polyclonal	IHC	human		<a href="#">View</a>



### Anti-TTC1 antibody produced in rabbit

**Synonym(s):** Anti-TPR1, Anti-Tetratricopeptide repeat domain 1

[All Photos](#) (4)

Product No.	Clonality	Application	Species Reactivity	Citations	SDS
<a href="#">HPA057502</a>	polyclonal	IF	human		<a href="#">View</a>
<a href="#">HPA036557</a>	polyclonal	IF, IHC	human		<a href="#">View</a>

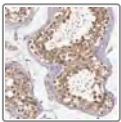


### Anti-TTLL7 antibody produced in rabbit

**Synonym(s):** Anti-FLJ23033, Anti-tubulin tyrosine ligase-like family, member 7

[All Photos](#) (2)

Product No.	Clonality	Application	Species Reactivity	Citations	SDS
<a href="#">HPA059321</a>	polyclonal	IF	human		<a href="#">View</a>
<a href="#">HPA052249</a>	polyclonal	IHC	human		<a href="#">View</a>

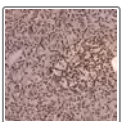


### Anti-TTLL12 antibody produced in rabbit

**Synonym(s):** Anti-KIAA0153

[All Photos](#) (2)

Product No.	Clonality	Application	Species Reactivity	Citations	SDS
<a href="#">HPA003054</a>	polyclonal	IF, IHC	human		<a href="#">View</a>

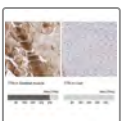


### Anti-TTLL9 antibody produced in rabbit

**Synonym(s):** Anti-C20orf125, Anti-Tubulin Tyrosine Ligase-Like Family, Member 9, Anti-dJ310O13.1

[All Photos](#) (2)


Product No.	Clonality	Application	Species Reactivity	Citations	SDS
<a href="#">HPA041772</a>	polyclonal	IHC	human		<a href="#">View</a>
<a href="#">HPA055676</a>	polyclonal	IHC	human		<a href="#">View</a>



### Anti-TTN

**Synonym(s):** CMD1G, CMH9, CMPD4, FLJ32040, LGMD2J, MYLK5, TMD

## All Photos (3)


Product No.	Clonality	Application	Species Reactivity	Citations	SDS
<a href="#">HPA030048</a>	polyclonal	IHC	human		<a href="#">View</a>

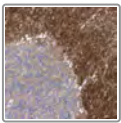


### Anti-TTN antibody produced in rabbit

**Synonym(s):** Anti-Connectin antibody produced in rabbit, Anti-Rhabdomyosarcoma antigen MU-RMS-40.14 antibody produced in rabbit, Anti-Titin antibody produced in rabbit

## All Photos (5)

Product No.	Clonality	Application	Species Reactivity	Citations	SDS
<a href="#">HPA007042</a>	polyclonal	IHC	human	5	 <a href="#">View</a>



### Anti-TTYH1 antibody produced in rabbit

**Synonym(s):** Anti-tweety homolog 1 (Drosophila)

## All Photos (9)

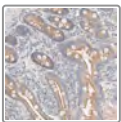
Product No.	Clonality	Application	Species Reactivity	Citations	SDS
<a href="#">HPA050655</a>	polyclonal	IHC	human	2	<a href="#">View</a>
<a href="#">HPA023617</a>	polyclonal	IHC	human	5	<a href="#">View</a>



### Anti-TUBA1A antibody produced in rabbit

## All Photos (11)

Product No.	Clonality	Application	Species Reactivity	Citations	SDS
<a href="#">HPA039247</a>	polyclonal	IF, IHC	rat, mouse, human	1	<a href="#">View</a>
<a href="#">HPA043684</a>	polyclonal	IF, IHC	rat, mouse, human		<a href="#">View</a>



### Anti-TUBD1 antibody produced in rabbit

**Synonym(s):** Anti-Delta-tubulin, Anti-Tubulin delta chain

## All Photos (9)

Product No.	Clonality	Application	Species Reactivity	Citations	SDS
<a href="#">HPA027090</a>	polyclonal	IF, IHC	human		<a href="#">View</a>
<a href="#">HPA023980</a>	polyclonal	IF, IHC	human	1	<a href="#">View</a>




### Anti-TUBE1 antibody produced in rabbit

**Synonym(s):** Anti-FLJ22589, Anti-TUBE, Anti-dJ142L7.2, Anti-tubulin, epsilon 1



OS (4)


Product No.	Clonality	Application	Species Reactivity	Citations	SDS
<a href="#">HPA032073</a>	polyclonal	IHC	human		<a href="#">View</a>
<a href="#">HPA032074</a>	polyclonal	IHC	human		<a href="#">View</a>

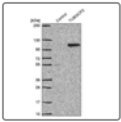


### Anti-TUBGCP4 antibody produced in rabbit

**Synonym(s):** Anti-76p, Anti-Flj14797, Anti-Tubulin,  $\gamma$  complex associated protein 4

[All Photos](#) (3)


Product No.	Clonality	Application	Species Reactivity	Citations	SDS
<a href="#">HPA043212</a>	polyclonal	IF, IHC	human		<a href="#">View</a>



### Anti-TUBGCP3 antibody produced in rabbit

**Synonym(s):** Anti-GCP3, Anti-SPBC98, Anti-Spc98p, Anti-Tubulin, Gamma Complex Associated Protein 3

[All Photos](#) (2)

Product No.	Clonality	Application	Species Reactivity	Citations	SDS
<a href="#">HPA043913</a>	polyclonal	IHC	human		



[All Photos](#) (6) **Anti-TUBGCP2 antibody produced in rabbit**

**Synonym(s):** Anti-GCP2, Anti-SPBC97, Anti-Spc97p, Anti-Tubulin,  $\gamma$  complex associated protein 2

Product No.	Clonality	Application	Species Reactivity	Citations	SDS
<a href="#">HPA037885</a>	polyclonal	IF, IHC	human		<a href="#">View</a>



**Anti-TUBGCP5 antibody produced in rabbit**

**Synonym(s):** Anti-GCP5, Anti-KIAA1899, Anti-Tubulin,  $\gamma$  complex associated protein 5

[All Photos](#) (2)

Product No.	Clonality	Application	Species Reactivity	Citations	SDS
<a href="#">HPA040366</a>	polyclonal	IF	human		<a href="#">View</a>
<a href="#">HPA039366</a>	polyclonal	IHC	human		<a href="#">View</a>




## Anti-TUFT1 antibody produced in rabbit

**Synonym(s):** Anti-tuftelin 1

[All Photos](#) (11)

Product No.	Clonality	Application	Species Reactivity	Citations	SDS
<a href="#">HPA054301</a>	polyclonal	IF, IHC	human		<a href="#">View</a>
<a href="#">HPA028112</a>	polyclonal	IHC	human, rat	1	<a href="#">View</a>

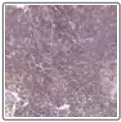


## Anti-TUSC5 antibody produced in rabbit

**Synonym(s):** Anti-IFITMD3, Anti-LOST1, Anti-tumor suppressor candidate 5

[All Photos](#) (1)

Product No.	Clonality	Application	Species Reactivity	Citations	SDS
<a href="#">HPA050825</a>	polyclonal	IHC	human		<a href="#">View</a>

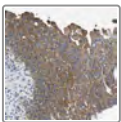


## Anti-TWF2 antibody produced in rabbit

**Synonym(s):** Anti-A6RP, Anti-A6r, Anti-PTK9L, Anti-twinfilin, actin-binding protein, homolog 2 (Drosophila)

[All Photos](#) (2)

Product No.	Clonality	Application	Species Reactivity	Citations	SDS
<a href="#">HPA053874</a>	polyclonal	IHC	human		<a href="#">View</a>

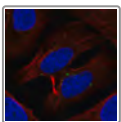


## Anti-TWF1 antibody produced in rabbit

**Synonym(s):** Anti-Protein A6, Anti-Protein tyrosine kinase 9, Anti-Twinfilin-1

[All Photos](#) (7)

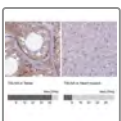
Product No.	Clonality	Application	Species Reactivity	Citations	SDS
<a href="#">HPA018116</a>	polyclonal	IF, IHC	mouse, human, rat	3	<a href="#">View</a>



## Anti-TXK antibody produced in rabbit

[All Photos](#) (1)



Product No.	Clonality	Application	Species Reactivity	Citations	SDS
<a href="#">HPA062482</a>	polyclonal	IF	human		<a href="#">View</a>



## Anti-TXLNA antibody produced in rabbit

**Synonym(s):** Anti-DKFZp451J0118, Anti-Taxilin  $\alpha$

## All Photos (11)




Product No.	Clonality	Application	Species Reactivity	Citations	SDS
<a href="#">HPA072477</a>	polyclonal	IHC	human		 <a href="#">View</a>
<a href="#">HPA045383</a>	polyclonal	IF, IHC	human		 <a href="#">View</a>

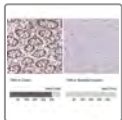


### Anti-TXLNB antibody produced in rabbit

**Synonym(s):** Anti-ATP6G, Anti-ATP6G2, Anti-C6orf198, Anti-DKFZp451A175, Anti-Em:AC004181.3, Anti-MDP77, Anti-NG38, Anti-Vma10, Anti-dJ522B19.2, Anti-taxilin  $\beta$



## All Photos (19)

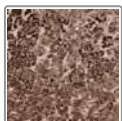
Product No.	Clonality	Application	Species Reactivity	Citations	SDS
<a href="#">HPA030402</a>	polyclonal	IHC	human	1	 <a href="#">View</a>
<a href="#">HPA030401</a>	polyclonal	IHC, WB	human		 <a href="#">View</a>
<a href="#">HPA030403</a>	polyclonal	IHC, WB	human		 <a href="#">View</a>



### Anti-TXN antibody produced in rabbit

## All Photos (14)

Product No.	Clonality	Application	Species Reactivity	Citations	SDS
<a href="#">HPA047478</a>	polyclonal	IF, IHC	human	1	 <a href="#">View</a>
<a href="#">HPA055752</a>	polyclonal	IHC	human		 <a href="#">View</a>



### Anti-TXN2 antibody produced in rabbit

**Synonym(s):** Anti-MTRX antibody produced in rabbit, Anti-Mt-Trx antibody produced in rabbit, Anti-Thioredoxin, mitochondrial precursor antibody produced in rabbit, Anti-Thioredoxin-2 antibody produced in rabbit

## All Photos (2)



Product No.	Clonality	Application	Species Reactivity	Citations	SDS
<a href="#">HPA000994</a>	polyclonal	IF, IHC	human	7	<a href="#">View</a>



### Anti-TXNDC5 antibody produced in rabbit

**Synonym(s):** Anti-ERp46, Anti-EndoPDI, Anti-FLJ21353, Anti-FLJ90810, Anti-Hcc-2, Anti-MGC3178, Anti-PDIA15, Anti-thioredoxin domain containing 5 (endoplasmic reticulum)

## All Photos (9)


Product No.	Clonality	Application	Species Reactivity	Citations	SDS
<a href="#">HPA034677</a>	polyclonal	IHC	human		 <a href="#">View</a>
<a href="#">HPA034678</a>	polyclonal	IF, IHC	human		 <a href="#">View</a>

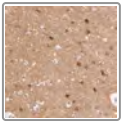


### Anti-TXNIP antibody produced in rabbit

**Synonym(s):** Anti-EST01027, Anti-HHCPA78, Anti-THIF, Anti-VDUP1, Anti-thioredoxin interacting protein

[All Photos](#) (8)

Product No.	Clonality	Application	Species Reactivity	Citations	SDS
<a href="#">HPA053694</a>	polyclonal	IF, IHC	human		 <a href="#">View</a>
<a href="#">HPA031085</a>	polyclonal	IHC, WB	human	3	<a href="#">View</a>




### Anti-TXNL1 antibody produced in rabbit

**Synonym(s):** Anti-32 kDa thioredoxin-related protein, Anti-Thioredoxin-like protein 1

[All Photos](#) (11)


Product No.	Clonality	Application	Species Reactivity	Citations	SDS
<a href="#">HPA002828</a>	polyclonal	IF, IHC	mouse, human, rat	2	<a href="#">View</a>



### Anti-TXNRD1 antibody produced in rabbit

**Synonym(s):** Anti-GRIM-12, Anti-KM-102-derived reductase-like factor, Anti-TR, Anti-Thioredoxin reductase 1, cytoplasmic, Anti-Thioredoxin reductase TR1

[All Photos](#) (5)

Product No.	Clonality	Application	Species Reactivity	Citations	SDS
<a href="#">HPA043871</a>	polyclonal	IF	human		<a href="#">View</a>
<a href="#">HPA001395</a>	polyclonal	IHC	human	8	 <a href="#">View</a>

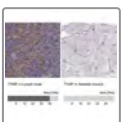


### Anti-TYK2 antibody produced in rabbit

**Synonym(s):** Anti-Non-receptor tyrosine-protein kinase TYK2

[All Photos](#) (6)



Product No.	Clonality	Application	Species Reactivity	Citations	SDS
<a href="#">HPA005157</a>	polyclonal	IF, IHC	human	7	<a href="#">View</a>

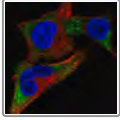


### Anti-TYMP antibody produced in rabbit

**Synonym(s):** Anti-ECGF1, Anti-Gliostatin, Anti-PD-ECGF, Anti-Platelet-derived endothelial cell growth factor, Anti-TP, Anti-TdRPase, Anti-Thymidine phosphorylase precursor

**All  
Photos** (9)

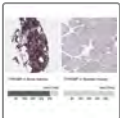
Product No.	Clonality	Application	Species Reactivity	Citations	SDS
<a href="#">HPA000530</a>	polyclonal	IF	human		 <a href="#">View</a>
<a href="#">HPA001072</a>	polyclonal	IHC	human	12	 <a href="#">View</a>



**Anti-TYR antibody produced in rabbit**

**All Photos** (2)


Product No.	Clonality	Application	Species Reactivity	Citations	SDS
<a href="#">HPA050889</a>	polyclonal	IF	human		<a href="#">View</a>
<a href="#">HPA043241</a>	polyclonal	IF	human		<a href="#">View</a>

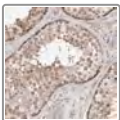


**Anti-TYROBP antibody produced in rabbit**

**Synonym(s):** Dap12, Karap, Plo-sl, Plosl

**All Photos** (4)

Product No.	Clonality	Application	Species Reactivity	Citations	SDS
<a href="#">HPA041899</a>	polyclonal	IHC	human	1	 <a href="#">View</a>




**Anti-TYSND1 antibody produced in rabbit**

**Synonym(s):** Anti-MGC34695, Anti-NET41, Anti-Trypsin domain containing 1

**All Photos** (5)


Product No.	Clonality	Application	Species Reactivity	Citations	SDS
<a href="#">HPA030304</a>	polyclonal	IHC	human, rat	1	<a href="#">View</a>



**Anti-UAP1 antibody produced in rabbit**

**Synonym(s):** Anti-AGX antibody produced in rabbit, Anti-Antigen X antibody produced in rabbit, Anti-Sperm-associated antigen 2 antibody produced in rabbit, Anti-UDP-N-acetylhexosamine pyrophosphorylase antibody produced in rabbit

**All  
Photos** (4)

Product No.	Clonality	Application	Species Reactivity	Citations	SDS
<a href="#">HPA014659</a>	polyclonal	IF, IHC	human	8	 <a href="#">View</a>

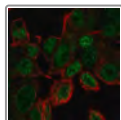


**Anti-UBASH3B antibody produced in rabbit**

**Synonym(s):** Anti-KIAA1959, Anti-ST5-1, Anti-Ubiquitin associated and SH3 domain containing B

## All Photos (3)

Product No.	Clonality	Application	Species Reactivity	Citations	SDS
<a href="#">HPA038607</a>	polyclonal	IF, IHC	human	2	<a href="#">View</a>
<a href="#">HPA038605</a>	polyclonal	IHC	human	1	<a href="#">View</a>



## Anti-UBE2V1 antibody produced in rabbit

## All Photos (3)

Product No.	Clonality	Application	Species Reactivity	Citations	SDS
<a href="#">HPA053186</a>	polyclonal	IF	human		<a href="#">View</a>
<a href="#">HPA052535</a>	polyclonal	IF	human		<a href="#">View</a>



## Anti-UBR4 antibody produced in rabbit

**Synonym(s):** Anti-600 kDa retinoblastoma protein-associated factor, Anti-E3 ubiquitin-protein ligase UBR4, Anti-N-recognin-4, Anti-RBAF600, Anti-Retinoblastoma-associated factor of 600 kDa, Anti-Zinc finger UBR1-type protein 1, Anti-p600

## All Photos (1)

Product No.	Clonality	Application	Species Reactivity	Citations	SDS
<a href="#">HPA021046</a>	polyclonal	IHC	human	8	<a href="#">View</a>



## Anti-UBXN1 antibody produced in rabbit

**Synonym(s):** Anti-SAPK substrate protein 1, Anti-UBA/UBX 33.3 kDa protein, Anti-UBX domain-containing protein 1

## All Photos (7)

Product No.	Clonality	Application	Species Reactivity	Citations	SDS
<a href="#">HPA012669</a>	polyclonal	IF, IHC	human, rat, mouse	3	<a href="#">View</a>



## Anti-UBXN4 antibody produced in rabbit

**Synonym(s):** Anti-KIAA0242, Anti-UBX domain protein 4, Anti-UBXD2, Anti-UBXDC1

## All Photos (4)

Product No.	Clonality	Application	Species Reactivity	Citations	SDS
<a href="#">HPA036325</a>	polyclonal	IF, IHC	mouse, rat, human	1	<a href="#">View</a>

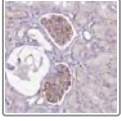


## Anti-UBXN11 antibody produced in rabbit

**Synonym(s):** Anti-SOC, Anti-SOCI, Anti-UBX domain protein 11, Anti-UBXD5

[All Photos](#) (3)

Product No.	Clonality	Application	Species Reactivity	Citations	SDS
<a href="#">HPA031357</a>	polyclonal	IF	human		<a href="#">View</a>
<a href="#">HPA028600</a>	polyclonal	IHC	human	1	<a href="#">View</a>



**Anti-UBXN2B antibody produced in rabbit**

**Synonym(s):** Anti-UBX Domain Protein 2B, Anti-p37

[All Photos](#) (2)

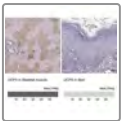
Product No.	Clonality	Application	Species Reactivity	Citations	SDS
<a href="#">HPA045278</a>	polyclonal	IF, IHC	human		<a href="#">View</a>



**Anti-UCN2 antibody produced in rabbit**


[All Photos](#) (3)

Product No.	Clonality	Application	Species Reactivity	Citations	SDS
<a href="#">HPA066841</a>	polyclonal	IF, IHC	human		<a href="#">View</a>





**Anti-UCP3 antibody produced in rabbit**

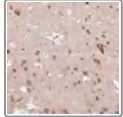
[All Photos](#) (3)

Product No.	Clonality	Application	Species Reactivity	Citations	SDS
<a href="#">HPA072225</a>	polyclonal	IHC	human		

## All Photos (14) **Anti-UGDH antibody produced in rabbit**

**Synonym(s):** Anti-UDP-glucose 6-dehydrogenase

Product No.	Clonality	Application	Species Reactivity	Citations	SDS
<a href="#">HPA036656</a>	polyclonal	IF, IHC	rat, mouse, human		 <a href="#">View</a>
<a href="#">HPA036657</a>	polyclonal	IHC	human	1	 <a href="#">View</a>



## **Anti-UGGT2 antibody produced in rabbit**

**Synonym(s):** Anti-FLJ10873, Anti-FLJ11485, Anti-HUGT2, Anti-MGC117360, Anti-MGC150689, Anti-MGC87276, Anti-UDP-glucose glycoprotein glucosyltransferase 2, Anti-UGCGL2

## All Photos (1)




Product No.	Clonality	Application	Species Reactivity	Citations	SDS
<a href="#">HPA047955</a>	polyclonal	IHC	human		<a href="#">View</a>



## **Anti-UGP2 antibody produced in rabbit**



## All Photos (16)

Product No.	Clonality	Application	Species Reactivity	Citations	SDS
<a href="#">HPA064836</a>	polyclonal	IF, IHC	human	1	 <a href="#">View</a>
<a href="#">HPA034697</a>	polyclonal	IHC, WB	human	1	 <a href="#">View</a>
<a href="#">HPA034696</a>	polyclonal	IHC	mouse, human, rat		 <a href="#">View</a>

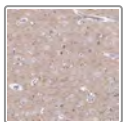


### Anti-UGT8 antibody produced in rabbit

**Synonym(s):** Anti-2-hydroxyacylsphingosine 1-beta-galactosyltransferase precursor, Anti-Ceramide UDP-galactosyltransferase, Anti-Cerebroside synthase, Anti-UDP-galactose-ceramide galactosyltransferase

## All Photos (5)

Product No.	Clonality	Application	Species Reactivity	Citations	SDS
<a href="#">HPA065785</a>	polyclonal	IF	human		<a href="#">View</a>
<a href="#">HPA014405</a>	polyclonal	IHC	human	3	<a href="#">View</a>



### Anti-UGT3A1 antibody produced in rabbit

**Synonym(s):** Anti-FLJ34658, Anti-UDP glycosyltransferase 3 family, polypeptide A1

## All Photos (2)

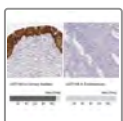
Product No.	Clonality	Application	Species Reactivity	Citations	SDS
<a href="#">HPA047697</a>	polyclonal	IF	human		<a href="#">View</a>
<a href="#">HPA056290</a>	polyclonal	IHC	human		<a href="#">View</a>



### Anti-UGT3A2 antibody produced in rabbit


## All Photos (2)

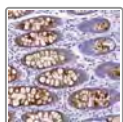
Product No.	Clonality	Application	Species Reactivity	Citations	SDS
<a href="#">HPA059475</a>	polyclonal	IF, IHC	human		<a href="#">View</a>



### Anti-UGT1A6 antibody produced in rabbit

## All Photos (3)

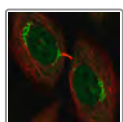
Product No.	Clonality	Application	Species Reactivity	Citations	SDS
<a href="#">HPA054065</a>	polyclonal	IHC	human	3	 <a href="#">View</a>



### Anti-UGT2B4 antibody produced in rabbit

[All Photos](#) (1)

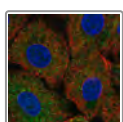
Product No.	Clonality	Application	Species Reactivity	Citations	SDS
<a href="#">HPA045108</a>	polyclonal	IHC	human		<a href="#">View</a>



### Anti-UHMK1 antibody produced in rabbit

[All Photos](#) (1)

Product No.	Clonality	Application	Species Reactivity	Citations	SDS
<a href="#">HPA071190</a>	polyclonal	IF	human		<a href="#">View</a>



### Anti-ULK1 antibody produced in rabbit

[All Photos](#) (1)

Product No.	Clonality	Application	Species Reactivity	Citations	SDS
<a href="#">HPA063990</a>	polyclonal	IF	human		<a href="#">View</a>



### Anti-ULK4 antibody produced in rabbit

**Synonym(s):** Anti-Serine/threonine-protein kinase ULK4, Anti-Unc-51-like kinase 4

[All Photos](#) (2)

Product No.	Clonality	Application	Species Reactivity	Citations	SDS
<a href="#">HPA017930</a>	polyclonal	IF, IHC	human	2	<a href="#">View</a>



### Anti-ULK3 antibody produced in rabbit

**Synonym(s):** Anti-DKFZP434C131, Anti-FLJ90566, Anti-unc-51-like kinase 3 (C. elegans)

[All Photos](#) (3)


Product No.	Clonality	Application	Species Reactivity	Citations	SDS
<a href="#">HPA040474</a>	polyclonal	IHC	human		<a href="#">View</a>



## Anti-UMODL1 antibody produced in rabbit

[All Photos](#) (4)

Product No.	Clonality	Application	Species Reactivity	Citations	SDS
<a href="#">HPA067245</a>	polyclonal	IHC	human		<a href="#">View</a>

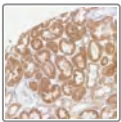


## Anti-UNC45A antibody produced in rabbit

**Synonym(s):** Anti-GC-UNC45, Anti-SMAP-1, Anti-unc-45 homolog A (C. elegans)

[All Photos](#) (6)

Product No.	Clonality	Application	Species Reactivity	Citations	SDS
<a href="#">HPA039228</a>	polyclonal	IF, IHC	human	1	<a href="#">View</a>



## Anti-UNC13B antibody produced in rabbit

**Synonym(s):** Anti-Munc13-2, Anti-Protein unc-13 homolog B, Anti-munc13

[All Photos](#) (4)

Product No.	Clonality	Application	Species Reactivity	Citations	SDS
<a href="#">HPA062300</a>	polyclonal	IF, IHC	human		<a href="#">View</a>
<a href="#">HPA024493</a>	polyclonal	IF, IHC	human		<a href="#">View</a>

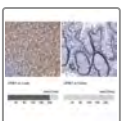


## Anti-UNC45B antibody produced in rabbit

**Synonym(s):** Anti-SMUNC45, Anti-UNC-45B, Anti-UNC45 homolog B

[All Photos](#) (2)


Product No.	Clonality	Application	Species Reactivity	Citations	SDS
<a href="#">HPA017861</a>	polyclonal	IF, IHC	human	4	<a href="#">View</a>



## Anti-UPB1 antibody produced in rabbit

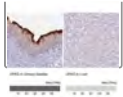
**Synonym(s):** Anti-β-Alanine synthase antibody produced in rabbit, Anti-β-Ureidopropionase antibody produced in rabbit, Anti-BUP-1 antibody produced in rabbit, Anti-N-Carbamoyl-β-alanine amidohydrolase antibody produced in rabbit

[All Photos](#) (4)

Product No.	Clonality	Application	Species Reactivity	Citations	SDS
<a href="#">HPA000728</a>	polyclonal	IHC	human	6	 <a href="#">View</a>





## Anti-UPK2 antibody produced in rabbit



**Synonym(s):** Anti-MGC138598, Anti-UP2, Anti-UPII

[All Photos](#) (12)


Product No.	Clonality	Application	Species Reactivity	Citations	SDS
<a href="#">HPA061106</a>	polyclonal	IHC	human		 <a href="#">View</a>
<a href="#">HPA043312</a>	polyclonal	IHC	human	5	 <a href="#">View</a>

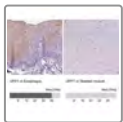


### Anti-UPK1B antibody produced in rabbit

**Synonym(s):** Anti-TSPAN20, Anti-UPK1, Anti-Uroplakin 1B

[All Photos](#) (7)


Product No.	Clonality	Application	Species Reactivity	Citations	SDS
<a href="#">HPA031800</a>	polyclonal	IHC	human	2	<a href="#">View</a>
<a href="#">HPA031799</a>	polyclonal	IHC	human	1	 <a href="#">View</a>



### Anti-UPP1 antibody produced in rabbit

**Synonym(s):** Anti-UDRPASE, Anti-UP, Anti-UPASE, Anti-UPP, Anti-uridine phosphorylase 1

[All Photos](#) (10)

Product No.	Clonality	Application	Species Reactivity	Citations	SDS
<a href="#">HPA054040</a>	polyclonal	IF	human		<a href="#">View</a>
<a href="#">HPA055394</a>	polyclonal	IF, IHC, WB	human	1	 <a href="#">View</a>



### Anti-UQCRB antibody produced in rabbit

**Synonym(s):** Anti-Qcr7, Anti-Qp-c, Anti-Ubiquinol-cytochrome c reductase binding protein, Anti-Uqbp, Anti-Uqcr6

[All Photos](#) (3)



Product No.	Clonality	Application	Species Reactivity	Citations	SDS
<a href="#">HPA043060</a>	polyclonal	IHC	mouse, rat, human	6	<a href="#">View</a>

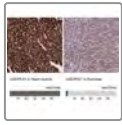


### Anti-UQCRC2 antibody produced in rabbit

**Synonym(s):** Anti-Complex III subunit 2, Anti-Core protein II, Anti-Cytochrome b-c1 complex subunit 2, mitochondrial, Anti-Ubiquinol-cytochrome-c reductase complex core protein 2, Anti-Cytochrome b-c1 complex subunit 2, mitochondrial precursor

[All Photos](#) (17)



Product No.	Clonality	Application	Species Reactivity	Citations	SDS
<a href="#">HPA019146</a>	polyclonal	IF, IHC	human, rat, mouse	4	 <a href="#">View</a>
<a href="#">HPA007998</a>	polyclonal	IF, IHC, WB	human	4	 <a href="#">View</a>

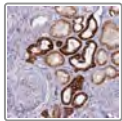


### Anti-UQCRFS1 antibody produced in rabbit

**Synonym(s):** Anti-RIP1, Anti-RIS1, Anti-RISP, Anti-UQCR5, Anti-Rip1, Anti-Ris1, Anti-Risp, Anti-Ubiquinol-cytochrome c reductase, rieske iron-sulfur polypeptide 1, Anti-Uqcr5

[All Photos](#) (21)

Product No.	Clonality	Application	Species Reactivity	Citations	SDS
<a href="#">HPA050339</a>	polyclonal	IHC	human		 <a href="#">View</a>
<a href="#">HPA041863</a>	polyclonal	IF, IHC	rat, human	4	 <a href="#">View</a>

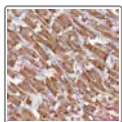


### Anti-UQCRH antibody produced in rabbit

**Synonym(s):** Anti-QCR6, Anti-UQCR8, Anti-Ubiquinol-Cytochrome C Reductase Hinge Protein

[All Photos](#) (3)

Product No.	Clonality	Application	Species Reactivity	Citations	SDS
<a href="#">HPA042574</a>	polyclonal	IHC	human, rat, mouse		<a href="#">View</a>

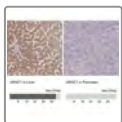


### Anti-UQCRQ antibody produced in rabbit

**Synonym(s):** Anti-QCR8, Anti-QP-C, Anti-UQCR7, Anti-Ubiquinol-Cytochrome C Reductase, Complex III Subunit VII, 9.5kda

[All Photos](#) (6)


Product No.	Clonality	Application	Species Reactivity	Citations	SDS
<a href="#">HPA053323</a>	polyclonal	IF	human		<a href="#">View</a>
<a href="#">HPA046693</a>	polyclonal	IF, IHC	human	2	<a href="#">View</a>



### Anti-UROC1

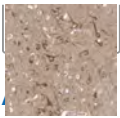
**Synonym(s):** FLJ31300, HMFN0320

[All Photos](#) (3)

Product No.	Clonality	Application	Species Reactivity	Citations	SDS
<a href="#">HPA069863</a>	polyclonal	IHC	human		 <a href="#">View</a>




### Anti-USE1 antibody produced in rabbit



**Synonym(s):** Anti-MDS032, Anti-SLT1, Anti-p31, Anti-RGL, Anti-unconventional SNARE in the ER 1 homolog (*S. cerevisiae*)

[Photos \(7\)](#)



Product No.	Clonality	Application	Species Reactivity	Citations	SDS
<a href="#">HPA047562</a>	polyclonal	IHC	human		<a href="#">View</a>
<a href="#">HPA026851</a>	polyclonal	IHC	human	2	<a href="#">View</a>

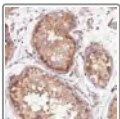


### Anti-USO1 antibody produced in rabbit

**Synonym(s):** Anti-TAP, Anti-VDP, Anti-p115

[All Photos \(5\)](#)

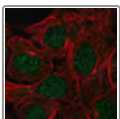
Product No.	Clonality	Application	Species Reactivity	Citations	SDS
<a href="#">HPA038282</a>	polyclonal	IF	human		<a href="#">View</a>
<a href="#">HPA038283</a>	polyclonal	IF, IHC	human		<a href="#">View</a>



### Anti-USP8 antibody produced in rabbit

[All Photos \(5\)](#)

Product No.	Clonality	Application	Species Reactivity	Citations	SDS
<a href="#">HPA050215</a>	polyclonal	IF, IHC	human		<a href="#">View</a>



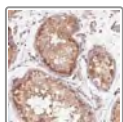
### Anti-USP3 antibody produced in rabbit

[All Photos \(3\)](#)

Product No.	Clonality	Application	Species Reactivity	Citations	SDS
<a href="#">HPA053275</a>	polyclonal	IF	human		<a href="#">View</a>
<a href="#">HPA077975</a>	polyclonal	IF	human		<a href="#">View</a>
<a href="#">HPA060513</a>	polyclonal	IF	human		<a href="#">View</a>

**All Photos** (3) **Anti-USP3 antibody produced in rabbit**

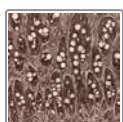
Product No.	Clonality	Application	Species Reactivity	Citations	SDS
<a href="#">HPA077975</a>	polyclonal	IF	human		<a href="#">View</a>
<a href="#">HPA053275</a>	polyclonal	IF	human		<a href="#">View</a>
<a href="#">HPA060513</a>	polyclonal	IF	human		<a href="#">View</a>



**Anti-USP8 antibody produced in rabbit**

**All Photos** (5)

Product No.	Clonality	Application	Species Reactivity	Citations	SDS
<a href="#">HPA050215</a>	polyclonal	IF, IHC	human		<a href="#">View</a>



**Anti-USP6NL antibody produced in rabbit**

## All Photos (2)

Product No.	Clonality	Application	Species Reactivity	Citations	SDS
<a href="#">HPA039196</a>	polyclonal	IHC	human		<a href="#">View</a>

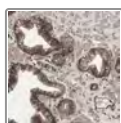


### Anti-UST antibody produced in rabbit

**Synonym(s):** Anti-2OST, Anti-uronyl-2-sulfotransferase

## All Photos (1)

Product No.	Clonality	Application	Species Reactivity	Citations	SDS
<a href="#">HPA032022</a>	polyclonal	IHC	human	3	<a href="#">View</a>



### Anti-UTRN antibody produced in rabbit

**Synonym(s):** Anti-DMDL, Anti-DRP, Anti-DRP1, Anti-utrophin

## All Photos (5)

Product No.	Clonality	Application	Species Reactivity	Citations	SDS
<a href="#">HPA018894</a>	polyclonal	IF, IHC	human	3	<a href="#">View</a>



### Anti-UTS2 antibody produced in rabbit

**Synonym(s):** Anti-U-II, Anti-U-III, Anti-Urotensin-2 precursor, Anti-Urotensin-II

## All Photos (1)


Product No.	Clonality	Application	Species Reactivity	Citations	SDS
<a href="#">HPA017000</a>	polyclonal	IHC	human	3	<a href="#">View</a>



### Anti-UXS1 antibody produced in rabbit

**Synonym(s):** Anti-UDP-glucuronate decarboxylase 1, Anti-UDP-glucuronic acid decarboxylase 1, Anti-UGD, Anti-UXS-1

## All Photos (2)

Product No.	Clonality	Application	Species Reactivity	Citations	SDS
<a href="#">HPA008825</a>	polyclonal	IHC, WB	human	2	 <a href="#">View</a>



### Anti-UXT antibody produced in rabbit

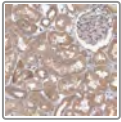
**Synonym(s):** Anti-ART-27, Anti-STAP1

## All Photos (3)

Product No.	Clonality	Application	Species Reactivity	Citations	SDS
<a href="#">HPA050499</a>	polyclonal	IF	human		<a href="#">View</a>



Product No.	Clonality	Application	Species Reactivity	Citations	SDS
<a href="#">HPA058400</a>	polyclonal	IF, IHC	human		<a href="#">View</a>

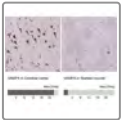


### Anti-VAC14 antibody produced in rabbit

**Synonym(s):** Anti-Protein VAC14 homolog, Anti-Tax1-binding protein 2

[All Photos](#) (1)


Product No.	Clonality	Application	Species Reactivity	Citations	SDS
<a href="#">HPA027766</a>	polyclonal	IHC	human	1	<a href="#">View</a>

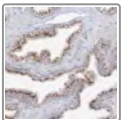


### Anti-VAMP4 antibody produced in rabbit

**Synonym(s):** Anti-vesicle-associated membrane protein 4

[All Photos](#) (6)

Product No.	Clonality	Application	Species Reactivity	Citations	SDS
<a href="#">HPA050418</a>	polyclonal	IF, IHC	human	1	 <a href="#">View</a>

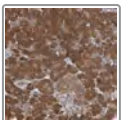


### Anti-VAMP5 antibody produced in rabbit

**Synonym(s):** Anti-vesicle-associated membrane protein 5 (myobrevin)

[All Photos](#) (1)

Product No.	Clonality	Application	Species Reactivity	Citations	SDS
<a href="#">HPA035082</a>	polyclonal	IHC	human		<a href="#">View</a>




### Anti-VAMP7 antibody produced in rabbit

**Synonym(s):** Anti-SYBL1, Anti-TI-VAMP, Anti-VAMP-7, Anti-Vesicle-associated membrane protein 7

[All Photos](#) (2)


Product No.	Clonality	Application	Species Reactivity	Citations	SDS
<a href="#">HPA036733</a>	polyclonal	IF, IHC	human	1	<a href="#">View</a>

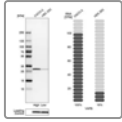


### Anti-VAPA antibody produced in rabbit

**Synonym(s):** Anti-33 kDa Vamp-associated protein antibody produced in rabbit, Anti-VAMP-A antibody produced in rabbit, Anti-VAMP-associated protein A antibody produced in rabbit, Anti-VAP-33 antibody produced in rabbit, Anti-VAP-A antibody produced in rabbit, Anti-Vesicle-associated membrane protein-associated protein A antibody produced in rabbit

[All Photos](#) (4)


Product No.	Clonality	Application	Species Reactivity	Citations	SDS
<a href="#">HPA009174</a>	polyclonal	IF, IHC	human	10	 <a href="#">View</a>

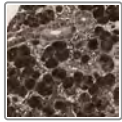


## Anti-VAPB antibody produced in rabbit

**Synonym(s):** Anti-VAMP-B/VAMP-C, Anti-VAMP-associated protein B/C, Anti-VAP-B/VAP-C, Anti-Vesicle-associated membrane protein-associated protein B/C

[All Photos](#) (7)

Product No.	Clonality	Application	Species Reactivity	Citations	SDS
<a href="#">HPA013144</a>	polyclonal	IF, IHC	mouse, human, rat	19	 <a href="#">View</a>




## Anti-VASN antibody produced in rabbit

**Synonym(s):** SLITL2, Anti-Protein slit-like 2, Anti-Vasorin precursor

[All Photos](#) (2)


Product No.	Clonality	Application	Species Reactivity	Citations	SDS
<a href="#">HPA016992</a>	polyclonal	IF	human		<a href="#">View</a>
<a href="#">HPA011246</a>	polyclonal	IHC	human	3	<a href="#">View</a>



## Anti-VASP antibody produced in rabbit

**Synonym(s):** Anti-VASP, Anti-Vasodilator-stimulated phosphoprotein

[All Photos](#) (8)

Product No.	Clonality	Application	Species Reactivity	Citations	SDS
<a href="#">HPA005724</a>	polyclonal	IF, IHC	human, rat, mouse	7	 <a href="#">View</a>

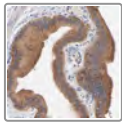


## Anti-VAT1 antibody produced in rabbit

**Synonym(s):** Anti-FLJ20230, Anti-VATI, Anti-Vesicle Amine Transport Protein 1 Homolog (T. Californica)

[All Photos](#) (2)

Product No.	Clonality	Application	Species Reactivity	Citations	SDS
<a href="#">HPA045170</a>	polyclonal	IHC	human	1	<a href="#">View</a>



## Anti-VAV2 antibody produced in rabbit

**Synonym(s):** Anti-Protein vav-2 antibody produced in rabbit

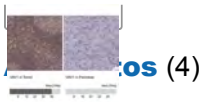
[All Photos](#) (2)

Product No.	Clonality	Application	Species Reactivity	Citations	SDS
<a href="#">HPA003224</a>	polyclonal	IF, IHC	human	2	<a href="#">View</a>




## Anti-VAV1 antibody produced in rabbit

**Synonym(s):** Anti-Proto-oncogene vav



os (4)

Product No.	Clonality	Application	Species Reactivity	Citations	SDS
<a href="#">HPA001864</a>	polyclonal	IF, IHC	human	4	 <a href="#">View</a>




### Anti-VBP1 antibody produced in rabbit

**Synonym(s):** Anti-HIBBJ46, Anti-Prefoldin subunit 3, Anti-VBP-1, Anti-VHL-binding protein 1, Anti-Von Hippel-Lindau-binding protein 1

[All Photos](#) (3)


Product No.	Clonality	Application	Species Reactivity	Citations	SDS
<a href="#">HPA023230</a>	polyclonal	IF, IHC	human	4	<a href="#">View</a>

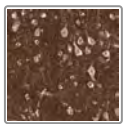


### Anti-VCAM1 antibody produced in rabbit

**Synonym(s):** Anti-CD106

[All Photos](#) (8)


Product No.	Clonality	Application	Species Reactivity	Citations	SDS
<a href="#">HPA069867</a>	polyclonal	IF	human		<a href="#">View</a>
<a href="#">HPA034796</a>	polyclonal	IHC	human	1	 <a href="#">View</a>

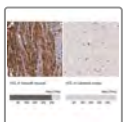


### Anti-VCAN antibody produced in rabbit

**Synonym(s):** Anti-CSPG2 antibody produced in rabbit, Anti-Chondroitin sulfate proteoglycan core protein 2, Anti-GHAP, Anti-Glial hyaluronate-binding protein, Anti-Large fibroblast proteoglycan, Anti-PG-M, Anti-Versican core protein precursor, AntiVCAN

[All Photos](#) (4)



Product No.	Clonality	Application	Species Reactivity	Citations	SDS
<a href="#">HPA004726</a>	polyclonal	IHC	human	18	 <a href="#">View</a>



### Anti-VCL antibody produced in rabbit

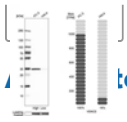
**Synonym(s):** Anti-Metavinculin antibody produced in rabbit, Anti-Vinculin antibody produced in rabbit

[All Photos](#) (12)

Product No.	Clonality	Application	Species Reactivity	Citations	SDS
<a href="#">HPA063777</a>	polyclonal	IF	human	3	 <a href="#">View</a>
<a href="#">HPA002131</a>	polyclonal	IHC	rat, human, mouse	3	 <a href="#">View</a>




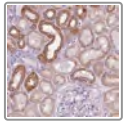
### Anti-VDAC2 antibody produced in rabbit



**Synonym(s):** Anti-Voltage-dependent anion channel 2

**Photos (6)**

Product No.	Clonality	Application	Species Reactivity	Citations	SDS
<a href="#">HPA043475</a>	polyclonal	IF, IHC	human	4	 <a href="#">View</a>

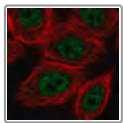


### Anti-VDAC1 antibody produced in rabbit

**Synonym(s):** Anti-MGC111064, Anti-PORIN

**All Photos (2)**

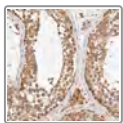
Product No.	Clonality	Application	Species Reactivity	Citations	SDS
<a href="#">HPA030780</a>	polyclonal	IHC	human		<a href="#">View</a>



### Anti-VDR antibody produced in rabbit

**All Photos (1)**

Product No.	Clonality	Application	Species Reactivity	Citations	SDS
<a href="#">HPA047740</a>	polyclonal	IF	human		<a href="#">View</a>



### Anti-VEZT antibody produced in rabbit

**Synonym(s):** Anti-Vezatin antibody produced in rabbit



**All Photos (5)**


Product No.	Clonality	Application	Species Reactivity	Citations	SDS
<a href="#">HPA017066</a>	polyclonal	IHC	human	3	<a href="#">View</a>
<a href="#">HPA004811</a>	polyclonal	IF, IHC	human	2	<a href="#">View</a>



### Anti-VGF antibody produced in rabbit

**All Photos (15)**


Product No.	Clonality	Application	Species Reactivity	Citations	SDS
<a href="#">HPA072505</a>	polyclonal	IHC	human		 <a href="#">View</a>
<a href="#">HPA055177</a>	polyclonal	IF, IHC	human		 <a href="#">View</a>



### Anti-VGLUT1 antibody produced in rabbit

**Synonym(s):** Anti-BNPI, Anti-SLC17A7

## All Photos (6)



Product No.	Clonality	Application	Species Reactivity	Citations	SDS
<a href="#">HPA063679</a>	polyclonal	IHC	human		 <a href="#">View</a>



## Anti-VIL1 antibody produced in rabbit


**Synonym(s):** Anti-Villin-1 antibody produced in rabbit

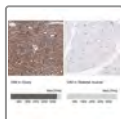
## All Photos (18)

Product No.	Clonality	Application	Species Reactivity	Citations	SDS
<a href="#">HPA006884</a>	polyclonal	IF, IHC	human	4	 <a href="#">View</a>
<a href="#">HPA006885</a>	polyclonal	IF, IHC, WB	human	4	

## [All Photos](#) (3) **Anti-VILL antibody produced in rabbit**

**Synonym(s):** Anti-Villin-like


Product No.	Clonality	Application	Species Reactivity	Citations	SDS
<a href="#">HPA035675</a>	polyclonal	IHC	human		 <a href="#">View</a>

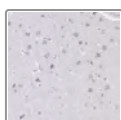


## **Anti-VIM antibody produced in rabbit**

**Synonym(s):** Anti-Vimentin antibody produced in rabbit

## [All Photos](#) (9)

Product No.	Clonality	Application	Species Reactivity	Citations	SDS
<a href="#">HPA001762</a>	polyclonal	IF, IHC	mouse, human	14	 <a href="#">View</a>

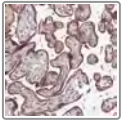


## **Anti-VKORC1L1 antibody produced in rabbit**

**Synonym(s):** Anti-vitamin K epoxide reductase complex, subunit 1-like 1

## [All Photos](#) (6)

Product No.	Clonality	Application	Species Reactivity	Citations	SDS
<a href="#">HPA053954</a>	polyclonal	IF, IHC	human	5	<a href="#">View</a>

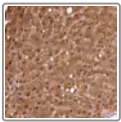


### Anti-VMO1 antibody produced in rabbit

**Synonym(s):** Anti-Vitelline membrane outer layer 1 homolog (chicken)

[All Photos](#) (4)

Product No.	Clonality	Application	Species Reactivity	Citations	SDS
<a href="#">HPA023038</a>	polyclonal	IHC	human	2	<a href="#">View</a>




### Anti-VN1R2 antibody produced in rabbit

**Synonym(s):** Anti-V1RL2, Anti-vomeronasal 1 receptor 2


[All Photos](#) (1)

Product No.	Clonality	Application	Species Reactivity	Citations	SDS
<a href="#">HPA044551</a>	polyclonal	IHC	human		<a href="#">View</a>



### Anti-VPS35 antibody produced in rabbit

[All Photos](#) (9)

Product No.	Clonality	Application	Species Reactivity	Citations	SDS
<a href="#">HPA040802</a>	polyclonal	IF, IHC	rat, human, mouse	4	 <a href="#">View</a>




### Anti-VPS52 antibody produced in rabbit

**Synonym(s):** Anti-ARE1, Anti-SACM2L, Anti-vacuolar protein sorting 52 homolog (*S. cerevisiae*)

[All Photos](#) (2)


Product No.	Clonality	Application	Species Reactivity	Citations	SDS
<a href="#">HPA048128</a>	polyclonal	IHC	human		<a href="#">View</a>
<a href="#">HPA042667</a>	polyclonal	IHC	human		<a href="#">View</a>

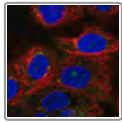


### Anti-VPS18 antibody produced in rabbit

**Synonym(s):** Anti-Kiaa1475, Anti-Pep3, Anti-Vacuolar protein sorting 18 homolog (*S. cerevisiae*)

[All Photos](#) (2)


Product No.	Clonality	Application	Species Reactivity	Citations	SDS
<a href="#">HPA040701</a>	polyclonal	IHC	human		<a href="#">View</a>



### Anti-VPS51 antibody produced in rabbit

[All Photos](#) (1)


Product No.	Clonality	Application	Species Reactivity	Citations	SDS
<a href="#">HPA061447</a>	polyclonal	IF	human	1	<a href="#">View</a>



### Anti-VPS45 antibody produced in rabbit

**Synonym(s):** Anti-H1, Anti-VPS45A, Anti-VPS45B, Anti-h-vps45, Anti-vacuolar protein sorting 45 homolog (S. cerevisiae)

[All Photos](#) (8)

Product No.	Clonality	Application	Species Reactivity	Citations	SDS
<a href="#">HPA027425</a>	polyclonal	IF, IHC	human	2	<a href="#">View</a>
<a href="#">HPA027441</a>	polyclonal	IHC	human	2	 <a href="#">View</a>




### Anti-VPS53 antibody produced in rabbit

**Synonym(s):** Anti-Vacuolar protein sorting-associated protein 53 homolog

[All Photos](#) (1)



Product No.	Clonality	Application	Species Reactivity	Citations	SDS
<a href="#">HPA022988</a>	polyclonal	IHC	human	3	<a href="#">View</a>



### Anti-VPS41 antibody produced in rabbit

**Synonym(s):** Anti-S53, Anti-Vacuolar protein sorting-associated protein 41 homolog

[All Photos](#) (7)

Product No.	Clonality	Application	Species Reactivity	Citations	SDS
<a href="#">HPA020080</a>	polyclonal	IHC	human	4	 <a href="#">View</a>
<a href="#">HPA020299</a>	polyclonal	IHC	human	4	 <a href="#">View</a>





### Anti-VPS28 antibody produced in rabbit

**Synonym(s):** Anti-ESCRT-I complex subunit VPS28, Anti-H-Vps28, Anti-Vacuolar protein sorting-associated protein 28 homolog



## All Photos (7)

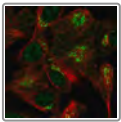
Product No.	Clonality	Application	Species Reactivity	Citations	SDS
<a href="#">HPA024688</a>	polyclonal	IHC	mouse, human, rat	6	 <a href="#">View</a>
<a href="#">HPA024745</a>	polyclonal	IHC	human	6	 <a href="#">View</a>



### Anti-VPS11 antibody produced in rabbit

#### All Photos (3)

Product No.	Clonality	Application	Species Reactivity	Citations	SDS
<a href="#">HPA039020</a>	polyclonal	IF, IHC	human	2	<a href="#">View</a>



### Anti-VPS54 antibody produced in rabbit

#### All Photos (4)

Product No.	Clonality	Application	Species Reactivity	Citations	SDS
<a href="#">HPA067981</a>	polyclonal	IF	human		<a href="#">View</a>
<a href="#">HPA055894</a>	polyclonal	IF	human		<a href="#">View</a>
<a href="#">HPA070582</a>	polyclonal	IF	human		<a href="#">View</a>

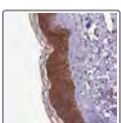


### Anti-VPS36 antibody produced in rabbit

**Synonym(s):** Anti-C13orf9, Anti-CGI-145, Anti-Eap45, Anti-vacuolar protein sorting 36 homolog (S. cerevisiae)

## All Photos (8)

Product No.	Clonality	Application	Species Reactivity	Citations	SDS
<a href="#">HPA039734</a>	polyclonal	IF, IHC	human		<a href="#">View</a>
<a href="#">HPA043947</a>	polyclonal	IHC	rat, human, mouse	2	<a href="#">View</a>

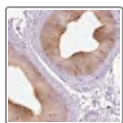


### Anti-VPS16 antibody produced in rabbit

**Synonym(s):** Anti-vacuolar protein sorting 16 homolog (S. cerevisiae)

#### All Photos (3)

Product No.	Clonality	Application	Species Reactivity	Citations	SDS
<a href="#">HPA048661</a>	polyclonal	IHC	human		<a href="#">View</a>
<a href="#">HPA043229</a>	polyclonal	IHC	human		<a href="#">View</a>



### Anti-VPS25 antibody produced in rabbit

**Synonym(s):** Anti-DERP9, Anti-EAP20, Anti-MGC10540

[All Photos](#) (3)

Product No.	Clonality	Application	Species Reactivity	Citations	SDS
<a href="#">HPA052217</a>	polyclonal	IF, IHC	human		<a href="#">View</a>
<a href="#">HPA057284</a>	polyclonal	IHC	human		<a href="#">View</a>




### Anti-VPS13A antibody produced in rabbit

**Synonym(s):** Anti-Chorea-acanthocytosis protein, Anti-Chorein, Anti-Vacuolar protein sorting-associated protein 13A



[All Photos](#) (8)

Product No.	Clonality	Application	Species Reactivity	Citations	SDS
<a href="#">HPA021662</a>	polyclonal	IHC	human	12	<a href="#">View</a>
<a href="#">HPA021652</a>	polyclonal	IHC	human	3	<a href="#">View</a>



### Anti-VPS37A antibody produced in rabbit


[All Photos](#) (10)

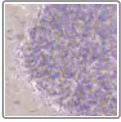
Product No.	Clonality	Application	Species Reactivity	Citations	SDS
<a href="#">HPA024705</a>	polyclonal	IF, IHC	human, mouse, rat	4	<a href="#">View</a> 
<a href="#">HPA024781</a>	polyclonal	IF, IHC, WB	human	4	<a href="#">View</a> 



### Anti-VPS26A antibody produced in rabbit

[All Photos](#) (5)

Product No.	Clonality	Application	Species Reactivity	Citations	SDS
<a href="#">HPA057498</a>	polyclonal	IF, IHC	human	1	<a href="#">View</a> 

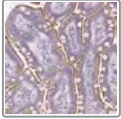


### Anti-VPS26B antibody produced in rabbit

**Synonym(s):** Anti-MGC10485, Anti-Pep8b, Anti-Vacuolar protein sorting 26 homolog B (*S. pombe*)

[All Photos](#) (4)

Product No.	Clonality	Application	Species Reactivity	Citations	SDS
<a href="#">HPA038172</a>	polyclonal	IHC	human		<a href="#">View</a>



### Anti-VPS4B antibody produced in rabbit

[All Photos](#) (4)



Product No.	Clonality	Application	Species Reactivity	Citations	SDS
<a href="#">HPA057649</a>	polyclonal	IHC	human		<a href="#">View</a>

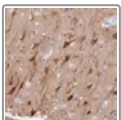


### Anti-VPS37B antibody produced in rabbit

**Synonym(s):** Anti-FLJ12750, Anti-Vacuolar protein sorting 37 homolog B (*S. cerevisiae*)

[All Photos](#) (15)

Product No.	Clonality	Application	Species Reactivity	Citations	SDS
<a href="#">HPA038217</a>	polyclonal	IHC	mouse, rat, human	3	 <a href="#">View</a>
<a href="#">HPA038218</a>	polyclonal	IHC	human		 <a href="#">View</a>

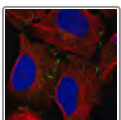


### Anti-VPS33B antibody produced in rabbit

**Synonym(s):** Anti-Flj14848, Anti-Vacuolar protein sorting 33 homolog b (yeast)

[All Photos](#) (1)

Product No.	Clonality	Application	Species Reactivity	Citations	SDS
<a href="#">HPA040415</a>	polyclonal	IHC	human		<a href="#">View</a>



### Anti-VPS13B antibody produced in rabbit

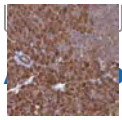
[All Photos](#) (2)

Product No.	Clonality	Application	Species Reactivity	Citations	SDS
<a href="#">HPA043865</a>	polyclonal	IF	human		<a href="#">View</a>



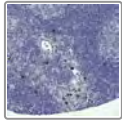
### Anti-VPS37C antibody produced in rabbit

**Synonym(s):** Anti-Flj20847, Anti-Vacuolar protein sorting 37 homolog c (*S. cerevisiae*)



[Photos](#) (2)

Product No.	Clonality	Application	Species Reactivity	Citations	SDS
<a href="#">HPA043348</a>	polyclonal	IF, IHC	human		<a href="#">View</a>

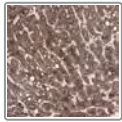


### Anti-VPS13D antibody produced in rabbit

**Synonym(s):** Anti-FLJ10619, Anti-KIAA0453, Anti-vacuolar protein sorting 13 homolog D (*S. cerevisiae*)

[All Photos](#) (4)

Product No.	Clonality	Application	Species Reactivity	Citations	SDS
<a href="#">HPA027332</a>	polyclonal	IF	human		<a href="#">View</a>
<a href="#">HPA051621</a>	polyclonal	IHC	human	1	<a href="#">View</a>

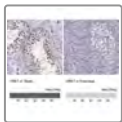


### Anti-VPS37D antibody produced in rabbit

**Synonym(s):** Anti-Mgc35352, Anti-Vacuolar protein sorting 37 homolog d (*S. cerevisiae*), Anti-Wbscr24

[All Photos](#) (2)


Product No.	Clonality	Application	Species Reactivity	Citations	SDS
<a href="#">HPA040978</a>	polyclonal	IF, IHC	human		<a href="#">View</a>



### Anti-VRK1 antibody produced in rabbit


**Synonym(s):** Anti-Serine/threonine-protein kinase VRK1 antibody produced in rabbit, Anti-Vaccinia-related kinase 1 antibody produced in rabbit

[All Photos](#) (8)

Product No.	Clonality	Application	Species Reactivity	Citations	SDS
<a href="#">HPA000660</a>	polyclonal	IF, IHC	human	15	 <a href="#">View</a>

**All Anti-VRK1 antibody produced in rabbit**

**Photos** (8) **Synonym(s):** Anti-Serine/threonine-protein kinase VRK1 antibody produced in rabbit, Anti-Vaccinia-related kinase 1 antibody produced in rabbit

Product No.	Clonality	Application	Species Reactivity	Citations	SDS
<a href="#">HPA000660</a>	polyclonal	IF, IHC	human	15	 <a href="#">View</a>




**Anti-VRK2 antibody produced in rabbit**

**Synonym(s):** Anti-vaccinia related kinase 2

**All Photos** (5)

Product No.	Clonality	Application	Species Reactivity	Citations	SDS
<a href="#">HPA047503</a>	polyclonal	IF, IHC	human	2	<a href="#">View</a>

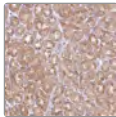


## Anti-VTA1 antibody produced in rabbit

**Synonym(s):** Anti-C6orf55, Anti-HSPC228, Anti-My012, Anti-Vps20-associated 1 homolog (S. cerevisiae)

[All Photos](#) (8)

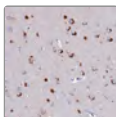
Product No.	Clonality	Application	Species Reactivity	Citations	SDS
<a href="#">HPA030969</a>	polyclonal	IF	human		<a href="#">View</a>
<a href="#">HPA030968</a>	polyclonal	IHC	mouse, human, rat		<a href="#">View</a>



## Anti-VTI1A antibody produced in rabbit

[All Photos](#) (3)

Product No.	Clonality	Application	Species Reactivity	Citations	SDS
<a href="#">HPA054108</a>	polyclonal	IF, IHC	human		<a href="#">View</a>

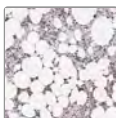


## Anti-VTI1B antibody produced in rabbit

**Synonym(s):** Anti-VTI2

[All Photos](#) (5)

Product No.	Clonality	Application	Species Reactivity	Citations	SDS
<a href="#">HPA048150</a>	polyclonal	IF	human		<a href="#">View</a>
<a href="#">HPA060118</a>	polyclonal	IHC	human		<a href="#">View</a>
<a href="#">HPA044121</a>	polyclonal	IF, IHC	human		<a href="#">View</a>

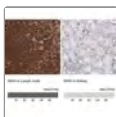


## Anti-VWC2L antibody produced in rabbit

**Synonym(s):** Anti-Von Willebrand Factor C Domain Containing Protein 2-Like

[All Photos](#) (2)


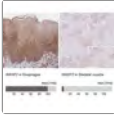


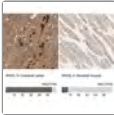



Product No.	Clonality	Application	Species Reactivity	Citations	SDS
<a href="#">HPA059414</a>	polyclonal	IHC	human		<a href="#">View</a>
<a href="#">HPA044815</a>	polyclonal	IHC	human		<a href="#">View</a>

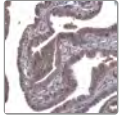


## Anti-WAS antibody produced in rabbit

**Synonym(s):** Anti-WASp antibody produced in rabbit, Anti-Wiskott-Aldrich syndrome protein antibody produced in rabbit

[All Photos](#) (5)

Product No.	Clonality	Application	Species Reactivity	Citations	SDS
<a href="#">HPA002022</a>	polyclonal	IHC	human	5	 <a href="#">View</a>
	<b>Anti-WASF2 antibody produced in rabbit</b> <b>Synonym(s):</b> Anti-SCAR2, Anti-WAVE2 <a href="#">All Photos</a> (7)				
Product No.	Clonality	Application	Species Reactivity	Citations	SDS
<a href="#">HPA045288</a>	polyclonal	IF, IHC	human		 <a href="#">View</a>
	<b>Anti-WASF1 antibody produced in rabbit</b> <b>Synonym(s):</b> Anti-Protein WAVE-1 antibody produced in rabbit, Anti-Verprolin homology domain-containing protein 1 antibody produced in rabbit, Anti-WASP-family protein member 1 antibody produced in rabbit, Anti-Wiskott-Aldrich syndrome protein family member 1 antibody produced in rabbit <a href="#">All Photos</a> (2)				
Product No.	Clonality	Application	Species Reactivity	Citations	SDS
<a href="#">HPA004105</a>	polyclonal	IHC	human	3	<a href="#">View</a>
	<b>Anti-WASL antibody produced in rabbit</b> <b>Synonym(s):</b> Anti-N-WASP, Anti-Neural Wiskott-Aldrich syndrome protein <a href="#">All Photos</a> (8)				
Product No.	Clonality	Application	Species Reactivity	Citations	SDS
<a href="#">HPA005750</a>	polyclonal	IF, IHC	human, mouse, rat	12	 <a href="#">View</a>
	<b>Anti-WDFY1 antibody produced in rabbit</b> <b>Synonym(s):</b> Anti-FENS-1, Anti-KIAA1435, Anti-WD repeat and FYVE domain containing 1, Anti-WDF1, Anti-ZFYVE17 <a href="#">All Photos</a> (1)				
Product No.	Clonality	Application	Species Reactivity	Citations	SDS
<a href="#">HPA050603</a>	polyclonal	IHC	human	1	<a href="#">View</a>
	<b>Anti-WDR91 antibody produced in rabbit</b> <b>Synonym(s):</b> Anti-WD repeat-containing protein 91 <a href="#">All Photos</a> (1)				
Product No.	Clonality	Application	Species Reactivity	Citations	SDS
<a href="#">HPA024260</a>	polyclonal	IHC	human	1	<a href="#">View</a>



## Anti-WDR19 antibody produced in rabbit

[All Photos](#) (7)

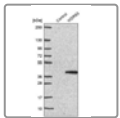
Product No.	Clonality	Application	Species Reactivity	Citations	SDS
<a href="#">HPA058847</a>	polyclonal	IF	human		<a href="#">View</a>
<a href="#">HPA039616</a>	polyclonal	IF, IHC	human		<a href="#">View</a>



## Anti-WDR34 antibody produced in rabbit

[All Photos](#) (3)



Product No.	Clonality	Application	Species Reactivity	Citations	SDS
<a href="#">HPA040764</a>	polyclonal	IHC	human	1	<a href="#">View</a>
<a href="#">HPA041091</a>	polyclonal	IF, IHC	human	2	<a href="#">View</a>

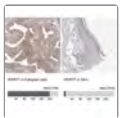


## Anti-WDR83 antibody produced in rabbit

**Synonym(s):** Anti-Morg1, Anti-Wd repeat domain 83

[All Photos](#) (6)


Product No.	Clonality	Application	Species Reactivity	Citations	SDS
<a href="#">HPA042838</a>	polyclonal	IF, IHC	human		 <a href="#">View</a>
<a href="#">HPA042629</a>	polyclonal	IF, IHC	human		 <a href="#">View</a>



## Anti-WDR77 antibody produced in rabbit

**Synonym(s):** Anti-FLJ34715, Anti-MEP50, Anti-WD repeat domain 77

[All Photos](#) (13)

Product No.	Clonality	Application	Species Reactivity	Citations	SDS
<a href="#">HPA027271</a>	polyclonal	IF, IHC	rat, human, mouse	4	<a href="#">View</a>
<a href="#">HPA026437</a>	polyclonal	IHC	human	4	<a href="#">View</a>
<a href="#">HPA026448</a>	polyclonal	IHC	human	4	 <a href="#">View</a>



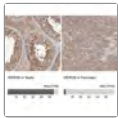


### Anti-WDR44 antibody produced in rabbit

**Synonym(s):** Anti-DKFZp686L20145, Anti-RAB11BP, Anti-RPH11, Anti-WD repeat domain 44


[All Photos](#) (6)

Product No.	Clonality	Application	Species Reactivity	Citations	SDS
<a href="#">HPA046719</a>	polyclonal	IF	human		<a href="#">View</a>
<a href="#">HPA038084</a>	polyclonal	IHC	human		<a href="#">View</a>



### Anti-WDR26 antibody produced in rabbit

[All Photos](#) (7)

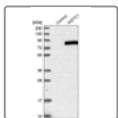
Product No.	Clonality	Application	Species Reactivity	Citations	SDS
<a href="#">HPA061094</a>	polyclonal	IF	human		<a href="#">View</a>
<a href="#">HPA028539</a>	polyclonal	IF, IHC	human	1	 <a href="#">View</a>



### Anti-WDR1 antibody produced in rabbit

[All Photos](#) (7)


Product No.	Clonality	Application	Species Reactivity	Citations	SDS
<a href="#">HPA070293</a>	polyclonal	IF, WB	human		<a href="#">View</a>
<a href="#">HPA036434</a>	polyclonal	IHC	human		<a href="#">View</a>



### Anti-WDTC1 antibody produced in rabbit

**Synonym(s):** Anti-ADP, Anti-DCAF9, Anti-KIAA1037, Anti-WD and tetratricopeptide repeats 1

[All Photos](#) (11)

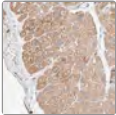
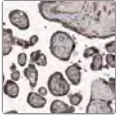
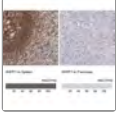





Product No.	Clonality	Application	Species Reactivity	Citations	SDS
<a href="#">HPA028180</a>	polyclonal	IF, IHC	human	1	<a href="#">View</a>
<a href="#">HPA028177</a>	polyclonal	IHC	human	1	 <a href="#">View</a>
<a href="#">HPA028182</a>	polyclonal	IF, IHC	human	1	<a href="#">View</a>

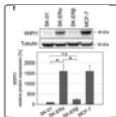


### Anti-WEE2 antibody produced in rabbit

**Synonym(s):** Anti-FLJ16107, Anti-FLJ31196, Anti-MATE2, Anti-MATE2-K, Anti-WEE1 homolog 2 (S. pombe)

[All Photos](#) (5)

Product No.	Clonality	Application	Species Reactivity	Citations	SDS
<a href="#">HPA027418</a>	polyclonal	IF, IHC	human		<a href="#">View</a>
	<b>Anti-WFS1 antibody produced in rabbit</b>				
<b>Synonym(s):</b> Anti-DFNA14, Anti-DFNA38, Anti-DFNA6, Anti-DIDMOAD, Anti-WFS, Anti-Wolfram syndrome 1 (wolframin)					
<a href="#">All Photos</a> (4)					
Product No.	Clonality	Application	Species Reactivity	Citations	SDS
<a href="#">HPA029128</a>	polyclonal	IHC	human	1	<a href="#">View</a>
	<b>Anti-WHAMM antibody produced in rabbit</b>				
<b>Synonym(s):</b> Anti-Kiaa1971, Anti-Was protein homolog associated with actin, golgi membranes and microtubules, Anti-Whdc1					
<a href="#">All Photos</a> (6)					
Product No.	Clonality	Application	Species Reactivity	Citations	SDS
<a href="#">HPA040231</a>	polyclonal	IHC	human		<a href="#">View</a>
<a href="#">HPA039690</a>	polyclonal	IF, IHC	human		<a href="#">View</a>
	<b>Anti-WIPF1 antibody produced in rabbit</b>				
<b>Synonym(s):</b> Anti-Protein PRPL-2, Anti-WAS/WASL-interacting protein family member 1, Anti-WASP-interacting protein					
<a href="#">All Photos</a> (5)					
Product No.	Clonality	Application	Species Reactivity	Citations	SDS
<a href="#">HPA070706</a>	polyclonal	IF	human		<a href="#">View</a>
<a href="#">HPA003739</a>	polyclonal	IHC	human	5	 <a href="#">View</a>
	<b>Anti-WIPF2 antibody produced in rabbit</b>				
<b>Synonym(s):</b> Anti-WAS/WASL-interacting protein family member 2, Anti-WASP-interacting protein-related protein, Anti-WIP- and CR16-homologous protein, Anti-WIP-related protein					
<a href="#">All Photos</a> (25)					
Product No.	Clonality	Application	Species Reactivity	Citations	SDS
<a href="#">HPA024000</a>	polyclonal	IF, IHC	rat, human, mouse		 <a href="#">View</a>
<a href="#">HPA024467</a>	polyclonal	IHC	mouse, human, rat	8	 <a href="#">View</a>
<a href="#">HPA024001</a>	polyclonal	IF, IHC	human		 <a href="#">View</a>




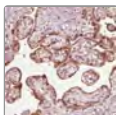
## Anti-WIPI1 antibody produced in rabbit

**Synonym(s):** Anti-Atg18 protein homolog, Anti-WD repeat domain phosphoinositide-interacting protein 1, Anti-WD40 repeat protein interacting with phosphoinositides of 49 kDa, Anti-WIPI 49 kDa, Anti-WIPI-1

[All](#)

[Photos](#) (8)

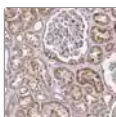
Product No.	Clonality	Application	Species Reactivity	Citations	SDS
<a href="#">HPA007493</a>	polyclonal	IHC	mouse, rat, human	5	 <a href="#">View</a>



## Anti-WLS antibody produced in rabbit

[All Photos](#) (2)

Product No.	Clonality	Application	Species Reactivity	Citations	SDS
<a href="#">HPA069520</a>	polyclonal	IHC	human	5	<a href="#">View</a>

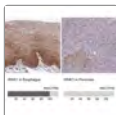


## Anti-WNK4 antibody produced in rabbit

**Synonym(s):** Anti-PRKWNK4, Anti-WNK lysine deficient protein kinase 4


[All Photos](#) (1)

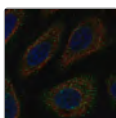
Product No.	Clonality	Application	Species Reactivity	Citations	SDS
<a href="#">HPA016500</a>	polyclonal	IHC	human		<a href="#">View</a>



## Anti-WNK1 antibody produced in rabbit

[All Photos](#) (4)

Product No.	Clonality	Application	Species Reactivity	Citations	SDS
<a href="#">HPA046541</a>	polyclonal	IF	human		<a href="#">View</a>
<a href="#">HPA059157</a>	polyclonal	IHC	human		 <a href="#">View</a>





## Anti-WNK3 antibody produced in rabbit

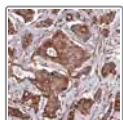
[All Photos](#) (1)

Product No.	Clonality	Application	Species Reactivity	Citations	SDS
<a href="#">HPA077678</a>	polyclonal	IF	human		<a href="#">View</a>

## All Photos (18) **Anti-WNK2 antibody produced in rabbit**

**Synonym(s):** Anti-KIAA1760, Anti-NY-CO-43, Anti-PRKWNK2, Anti-SDCCAG43


Product No.	Clonality	Application	Species Reactivity	Citations	SDS
<a href="#">HPA015555</a>	polyclonal	IF, IHC	human		<a href="#">View</a>
<a href="#">HPA016519</a>	polyclonal	IHC, WB	human		<a href="#">View</a>



## **Anti-WWC1 antibody produced in rabbit**

### All Photos (7)

Product No.	Clonality	Application	Species Reactivity	Citations	SDS
<a href="#">HPA038017</a>	polyclonal	IHC	human	2	<a href="#">View</a>
<a href="#">HPA038016</a>	polyclonal	IF, IHC	human	3	<a href="#">View</a>



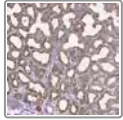
## **Anti-XCR1 antibody produced in rabbit**



**Synonym(s):** Anti-Chemokine XC receptor 1, Anti-G-protein coupled receptor 5, Anti-Lymphotactin receptor, Anti-XC chemokine receptor 1

(1)

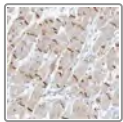
Product No.	Clonality	Application	Species Reactivity	Citations	SDS
<a href="#">HPA013169</a>	polyclonal	IHC	human	1	<a href="#">View</a>



### Anti-XDH antibody produced in rabbit

[All Photos](#) (2)

Product No.	Clonality	Application	Species Reactivity	Citations	SDS
<a href="#">HPA062641</a>	polyclonal	IF, IHC	human		<a href="#">View</a>

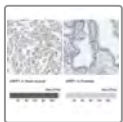


### Anti-XIRP2 antibody produced in rabbit

**Synonym(s):** Anti-CMYA3, Anti-xin actin-binding repeat containing 2

[All Photos](#) (4)



Product No.	Clonality	Application	Species Reactivity	Citations	SDS
<a href="#">HPA034813</a>	polyclonal	IHC	human	1	<a href="#">View</a>

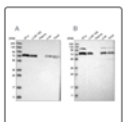


### Anti-XIRP1 antibody produced in rabbit

**Synonym(s):** Anti-Cardiomyopathy-associated protein 1, Anti-Xin actin-binding repeat-containing protein 1

[All Photos](#) (12)



Product No.	Clonality	Application	Species Reactivity	Citations	SDS
<a href="#">HPA016750</a>	polyclonal	IHC	human	3	 <a href="#">View</a>
<a href="#">HPA018458</a>	polyclonal	IHC	human	5	 <a href="#">View</a>



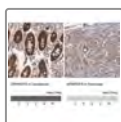
### Anti-XPNPEP1 antibody produced in rabbit

**Synonym(s):** Anti-KRT8L2, Anti-X-prolyl aminopeptidase (aminopeptidase P) 1, soluble, Anti-XPNPEP, Anti-XPNPEPL, Anti-XPNPEPL1

[All Photos](#) (9)

Product No.	Clonality	Application	Species Reactivity	Citations	SDS
<a href="#">HPA030420</a>	polyclonal	IF, IHC	rat, mouse, human		 <a href="#">View</a>
<a href="#">HPA030419</a>	polyclonal	IF, IHC	human		 <a href="#">View</a>


Product No.	Clonality	Application	Species Reactivity	Citations	SDS
<a href="#">HPA030422</a>	polyclonal	IHC	human		<a href="#">View</a>

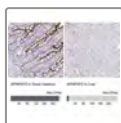


### Anti-XPNPEP3 antibody produced in rabbit

**Synonym(s):** Anti-APP3 antibody produced in rabbit, Anti-Aminopeptidase P3 antibody produced in rabbit, Anti-Putative Xaa-Pro aminopeptidase 3 antibody produced in rabbit, Anti-X-Pro aminopeptidase 3 antibody produced in rabbit

[All Photos](#) (6)


Product No.	Clonality	Application	Species Reactivity	Citations	SDS
<a href="#">HPA000527</a>	polyclonal	IHC	human, rat	1	 <a href="#">View</a>



### Anti-XPNPEP2 antibody produced in rabbit

**Synonym(s):** Anti-Membrane-bound APP, Anti-Membrane-bound AmP, Anti-Membrane-bound aminopeptidase P, Anti-X-Pro aminopeptidase 2, Anti-Xaa-Pro aminopeptidase 2, Anti-mAmP

[All Photos](#) (3)

Product No.	Clonality	Application	Species Reactivity	Citations	SDS
<a href="#">HPA000339</a>	polyclonal	IHC	human	1	 <a href="#">View</a>



### Anti-XPO6 antibody produced in rabbit

**Synonym(s):** Anti-Exportin 6, Anti-FLJ22519, Anti-KIAA0370, Anti-RANBP20

[All Photos](#) (2)

Product No.	Clonality	Application	Species Reactivity	Citations	SDS
<a href="#">HPA038246</a>	polyclonal	IF, IHC	human		<a href="#">View</a>

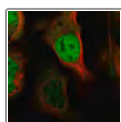


### Anti-XPO7 antibody produced in rabbit

**Synonym(s):** Anti-KIAA0745, Anti-RANBP16, Anti-exportin 7

[All Photos](#) (2)

Product No.	Clonality	Application	Species Reactivity	Citations	SDS
<a href="#">HPA048153</a>	polyclonal	IHC	human		<a href="#">View</a>
<a href="#">HPA043727</a>	polyclonal	IHC	human		<a href="#">View</a>



### Anti-XPO4 antibody produced in rabbit

[All Photos](#) (1)

Product No.	Clonality	Application	Species Reactivity	Citations	SDS
<a href="#">HPA053768</a>	polyclonal	IF	human		<a href="#">View</a>

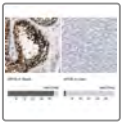


### Anti-XPO1 antibody produced in rabbit

**Synonym(s):** Anti-CRM1, Anti-emb

[All Photos](#) (6)




Product No.	Clonality	Application	Species Reactivity	Citations	SDS
<a href="#">HPA042933</a>	polyclonal	IF, IHC	human	2	<a href="#">View</a>

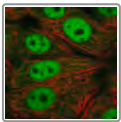


### Anti-XPO5 antibody produced in rabbit

**Synonym(s):** Anti-Exp5, Anti-Exportin-5, Anti-Ran-binding protein 21, Anti-KIAA1291, Anti-PRPF10, Anti-Prp10, Anti-SAP155, Anti-SF3b155, Anti-exportin 5

[All Photos](#) (17)

Product No.	Clonality	Application	Species Reactivity	Citations	SDS
<a href="#">HPA018402</a>	polyclonal	IF, IHC	human, rat, mouse	10	 <a href="#">View</a>
<a href="#">HPA023959</a>	polyclonal	IF, IHC	mouse, rat, human	4	 <a href="#">View</a>
<a href="#">HPA029909</a>	polyclonal	IF	human, mouse	4	 <a href="#">View</a>



### Anti-XPOT antibody produced in rabbit


[All Photos](#) (3)

Product No.	Clonality	Application	Species Reactivity	Citations	SDS
<a href="#">HPA048067</a>	polyclonal	IF	human		<a href="#">View</a>
<a href="#">HPA057602</a>	polyclonal	IF	human		<a href="#">View</a>



### Anti-XPR1 antibody produced in rabbit

[All Photos](#) (4)

Product No.	Clonality	Application	Species Reactivity	Citations	SDS
<a href="#">HPA016557</a>	polyclonal	IHC	human	1	 <a href="#">View</a>



### Anti-XYLB antibody produced in rabbit

**Synonym(s):** Anti-FLJ10343, Anti-FLJ12539, Anti-Xylulokinase homolog (*H. influenzae*)

## All Photos (3)

Product No.	Clonality	Application	Species Reactivity	Citations	SDS
<a href="#">HPA037863</a>	polyclonal	IHC	mouse, human		<a href="#">View</a>

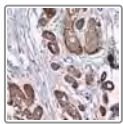


### Anti-XYLT1 antibody produced in rabbit

**Synonym(s):** Anti-Peptide O-xylosyltransferase 1 antibody produced in rabbit, Anti-XT-I antibody produced in rabbit, Anti-XylT-I antibody produced in rabbit, Anti-Xylosyltransferase 1 antibody produced in rabbit, Anti-Xylosyltransferase I antibody produced in rabbit

## All Photos (2)

Product No.	Clonality	Application	Species Reactivity	Citations	SDS
<a href="#">HPA007478</a>	polyclonal	IHC	human	3	<a href="#">View</a>
<a href="#">HPA007966</a>	polyclonal	IHC	human	3	<a href="#">View</a>

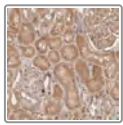


### Anti-YAP1 antibody produced in rabbit

**Synonym(s):** Anti-YAP65

## All Photos (4)

Product No.	Clonality	Application	Species Reactivity	Citations	SDS
<a href="#">HPA038885</a>	polyclonal	IHC	human	11	<a href="#">View</a>

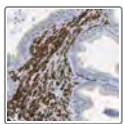


### Anti-YES1 antibody produced in rabbit

**Synonym(s):** Anti-Proto-oncogene tyrosine-protein kinase Yes, Anti-c-Yes, Anti-p61-Yes

## All Photos (3)

Product No.	Clonality	Application	Species Reactivity	Citations	SDS
<a href="#">HPA026480</a>	polyclonal	IF, IHC	human	1	<a href="#">View</a>



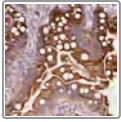
### Anti-YIF1A antibody produced in rabbit

**Synonym(s):** Anti-54TmP, Anti-Protein YIF1A, Anti-YIP1-interacting factor homolog A

## All Photos (6)

Product No.	Clonality	Application	Species Reactivity	Citations	SDS
<a href="#">HPA014840</a>	polyclonal	IHC	human, mouse, rat	5	<a href="#">View</a>



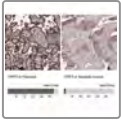


### Anti-YIF1B antibody produced in rabbit

**Synonym(s):** Anti-FinGER8, Anti-Yip1 interacting factor homolog B (*S. cerevisiae*)


[All Photos](#) (3)

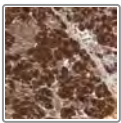
Product No.	Clonality	Application	Species Reactivity	Citations	SDS
<a href="#">HPA039328</a>	polyclonal	IF	human		<a href="#">View</a>
<a href="#">HPA055257</a>	polyclonal	IHC	human		<a href="#">View</a>



### Anti-YIPF5 antibody produced in rabbit

[All Photos](#) (8)

Product No.	Clonality	Application	Species Reactivity	Citations	SDS
<a href="#">HPA042338</a>	polyclonal	IF	human		<a href="#">View</a>
<a href="#">HPA073622</a>	polyclonal	IF, IHC	human		 <a href="#">View</a>



### Anti-YKT6 antibody produced in rabbit

**Synonym(s):** Anti-YKT6 v-SNARE homolog (*S. cerevisiae*)

[All Photos](#) (2)


Product No.	Clonality	Application	Species Reactivity	Citations	SDS
<a href="#">HPA030817</a>	polyclonal	IHC	human	8	<a href="#">View</a>



### Anti-YME1L1 antibody produced in rabbit

[All Photos](#) (2)


Product No.	Clonality	Application	Species Reactivity	Citations	SDS
<a href="#">HPA066953</a>	polyclonal	IF, IHC	human	8	<a href="#">View</a>



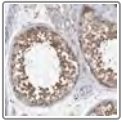
### Anti-YOD1 antibody produced in rabbit

**Synonym(s):** Anti-DKFZp451J1719, Anti-DUBA8, Anti-OTUD2, Anti-YOD1 OTU deubiquinating enzyme 1 homolog (*S. cerevisiae*)

[All Photos](#) (5)

Product No.	Clonality	Application	Species Reactivity	Citations	SDS
<a href="#">HPA028400</a>	polyclonal	IF, IHC, WB	human		 <a href="#">View</a>

Product No.	Clonality	Application	Species Reactivity	Citations	SDS
<a href="#">HPA028439</a>	polyclonal	IF, IHC	human		<a href="#">View</a>

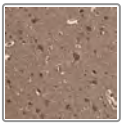


### Anti-YRDC antibody produced in rabbit

**Synonym(s):** Anti-DCRR1, Anti-FLJ23476, Anti-IRIP, Anti-RNF105, Anti-SUA5, Anti-TPRD, Anti-TPRDI, Anti-TPRDII, Anti-TPRDIII, Anti-yrDC domain containing (E. coli)

[All Photos](#) (4)

Product No.	Clonality	Application	Species Reactivity	Citations	SDS
<a href="#">HPA030147</a>	polyclonal	IF, IHC	human	1	<a href="#">View</a>

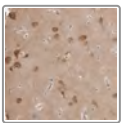


### Anti-YWHAE antibody produced in rabbit

**Synonym(s):** Anti-14-3-3 protein epsilon, Anti-14-3-3E

[All Photos](#) (3)

Product No.	Clonality	Application	Species Reactivity	Citations	SDS
<a href="#">HPA008445</a>	polyclonal	IHC	mouse, human, rat	4	<a href="#">View</a>



### Anti-YWHAG antibody produced in rabbit

[All Photos](#) (5)


Product No.	Clonality	Application	Species Reactivity	Citations	SDS
<a href="#">HPA026918</a>	polyclonal	IHC	human, mouse, rat	1	<a href="#">View</a>



### Anti-ZAP70 antibody produced in rabbit


**Synonym(s):** Anti-70 kDa  $\zeta$ -associated protein antibody produced in rabbit, Anti-Syk-related tyrosine kinase antibody produced in rabbit, Anti-Tyrosine-protein kinase ZAP-70 antibody produced in rabbit

[All Photos](#) (4)

Product No.	Clonality	Application	Species Reactivity	Citations	SDS
<a href="#">HPA003134</a>	polyclonal	IHC	human	5	 <a href="#">View</a>

## All Photos (3) **Anti-ZCCHC9 antibody produced in rabbit**

**Synonym(s):** Anti-DKFZp761J139, Anti-Zinc finger, CCHC domain containing 9

Product No.	Clonality	Application	Species Reactivity	Citations	SDS
<a href="#">HPA057521</a>	polyclonal	IF	human		<a href="#">View</a>
<a href="#">HPA038404</a>	polyclonal	IHC	human		<a href="#">View</a>



## **Anti-ZDHHC2 antibody produced in rabbit**

**Synonym(s):** Anti-ZNF372, Anti-zinc finger, DHHC-type containing 2

### All Photos (1)

Product No.	Clonality	Application	Species Reactivity	Citations	SDS
<a href="#">HPA023331</a>	polyclonal	IHC	human	5	<a href="#">View</a>

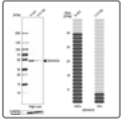


### Anti-ZDHHC18 antibody produced in rabbit

**Synonym(s):** Anti-Dkfzp667o2416, Anti-Zinc finger, dhhc-type containing 18

[All Photos](#) (2)


Product No.	Clonality	Application	Species Reactivity	Citations	SDS
<a href="#">HPA040234</a>	polyclonal	IF, IHC	human		<a href="#">View</a>




### Anti-ZDHHC9 antibody produced in rabbit

**Synonym(s):** Anti-CGI-89, Anti-CXorf11, Anti-ZDHHC10, Anti-ZNF379, Anti-ZNF380, Anti-zinc finger, DHHC-type containing 9

[All Photos](#) (3)

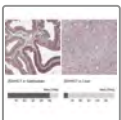
Product No.	Clonality	Application	Species Reactivity	Citations	SDS
<a href="#">HPA031814</a>	polyclonal	IF, IHC, WB	human	2	 <a href="#">View</a>



### Anti-ZDHHC21 antibody produced in rabbit

[All Photos](#) (2)

Product No.	Clonality	Application	Species Reactivity	Citations	SDS
<a href="#">HPA065254</a>	polyclonal	IF, IHC	human		<a href="#">View</a>



### Anti-ZDHHC7 antibody produced in rabbit

**Synonym(s):** Anti-FLJ10792, Anti-FLJ20279, Anti-SERZ-B, Anti-SERZ1, Anti-ZNF370

[All Photos](#) (10)

Product No.	Clonality	Application	Species Reactivity	Citations	SDS
<a href="#">HPA059054</a>	polyclonal	IF	human		<a href="#">View</a>
<a href="#">HPA059642</a>	polyclonal	IF, IHC	human		<a href="#">View</a>
<a href="#">HPA019215</a>	polyclonal	IHC	human		<a href="#">View</a>



### Anti-ZDHHC13 antibody produced in rabbit

**Synonym(s):** Anti-DHHC-13, Anti-HIP14-related protein, Anti-Huntingtin-interacting protein HIP3RP, Anti-Huntingtin-interacting protein 14-related protein, Anti-Palmitoyltransferase ZDHHC13, probable, Anti-Putative NF-kappa-B-activating, Anti-Zinc finger DHHC domain-containing protein 13, Anti-Huntingtin-interacting protein HIP3RP, Anti-Putative MAPK-activating protein PM03, Anti-Putative NF-kappa-B-activating protein 209

[All Photos](#) (4)

Product No.	Clonality	Application	Species Reactivity	Citations	SDS
<a href="#">HPA018791</a>	polyclonal	IF, IHC	human	1	<a href="#">View</a>

Product No.	Clonality	Application	Species Reactivity	Citations	SDS
<a href="#">HPA016759</a>	polyclonal	IF, IHC	human	2	<a href="#">View</a>



### Anti-ZDHHC3 antibody produced in rabbit

**Synonym(s):** Anti-DHHC-3, Anti-DHHC1 protein, Anti-Palmitoyltransferase ZDHHC3, Anti-Zinc finger DHHC domain- containing protein 3, Anti-Zinc finger protein 373

[All Photos](#) (1)


Product No.	Clonality	Application	Species Reactivity	Citations	SDS
<a href="#">HPA016616</a>	polyclonal	IHC	human		<a href="#">View</a>




### Anti-ZDHHC17 antibody produced in rabbit

**Synonym(s):** HIP14, HYPH, KIAA0946, Anti-DHHC-17, Anti-Huntingtin yeast partner H, Anti-Huntingtin-interacting protein 14, Anti-Huntingtin-interacting protein 3, Anti-Huntingtin-interacting protein H, Anti-Palmitoyltransferase ZDHHC17, Anti-Putative MAPK-activating protein PM11, Anti-Putative NF-kappa-B-activating, Anti-Zinc finger DHHC domain-containing protein 17

[All Photos](#) (8)


Product No.	Clonality	Application	Species Reactivity	Citations	SDS
<a href="#">HPA058674</a>	polyclonal	IF	human		<a href="#">View</a>
<a href="#">HPA016807</a>	polyclonal	IF, IHC	human	3	 <a href="#">View</a>

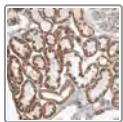


### Anti-ZFAND5 antibody produced in rabbit

**Synonym(s):** Anti-AN1-type zinc finger protein 5, Anti-Zinc finger A20 domain-containing protein 2, Anti-Zinc finger protein 216

[All Photos](#) (3)

Product No.	Clonality	Application	Species Reactivity	Citations	SDS
<a href="#">HPA018129</a>	polyclonal	IF, IHC	human	6	 <a href="#">View</a>



### Anti-ZFYVE16 antibody produced in rabbit

**Synonym(s):** Anti-KIAA0305, Anti-Zinc finger, FYVE domain containing 16

[All Photos](#) (4)

Product No.	Clonality	Application	Species Reactivity	Citations	SDS
<a href="#">HPA035936</a>	polyclonal	IF, IHC	human		<a href="#">View</a>
<a href="#">HPA035935</a>	polyclonal	IF, IHC	human		<a href="#">View</a>

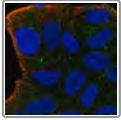


## Anti-ZFYVE28 antibody produced in rabbit

**Synonym(s):** Anti-KIAA1643, Anti-Zinc finger, FYVE domain containing 28

[All Photos](#) (2)

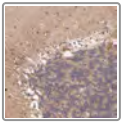
Product No.	Clonality	Application	Species Reactivity	Citations	SDS
<a href="#">HPA038175</a>	polyclonal	IHC	human		<a href="#">View</a>
<a href="#">HPA057587</a>	polyclonal	IHC	human		<a href="#">View</a>



## Anti-ZFYVE9 antibody produced in rabbit

[All Photos](#) (2)

Product No.	Clonality	Application	Species Reactivity	Citations	SDS
<a href="#">HPA065852</a>	polyclonal	IF	human	1	<a href="#">View</a>
<a href="#">HPA065862</a>	polyclonal	IF	human		<a href="#">View</a>



## Anti-ZFYVE1 antibody produced in rabbit

[All Photos](#) (5)

Product No.	Clonality	Application	Species Reactivity	Citations	SDS
<a href="#">HPA002898</a>	polyclonal	IF, IHC	human	2	<a href="#">View</a>

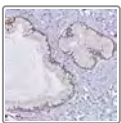


## Anti-ZMIZ2 antibody produced in rabbit

**Synonym(s):** Anti-Dkfzp761i2123, Anti-Hzimp7, Anti-Kiaa1886, Anti-Net27, Anti-Zimp7, Anti-Zinc finger, miz-type containing 2

[All Photos](#) (5)

Product No.	Clonality	Application	Species Reactivity	Citations	SDS
<a href="#">HPA040716</a>	polyclonal	IF, IHC	human		<a href="#">View</a>

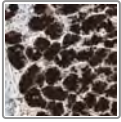


## Anti-ZMIZ1 antibody produced in rabbit

**Synonym(s):** Anti-FLJ13541, Anti-KIAA1224, Anti-MIZ, Anti-RAI17, Anti-RP11-519K18.1, Anti-Zimp10, Anti-Zinc Finger, MIZ-Type Containing 1, Anti-hZIMP10

[All Photos](#) (6)

Product No.	Clonality	Application	Species Reactivity	Citations	SDS
<a href="#">HPA045144</a>	polyclonal	IF, IHC	human		<a href="#">View</a>




### Anti-ZMPSTE24 antibody produced in rabbit

**Synonym(s):** Anti-CAAX prenyl protease 1 homolog antibody produced in rabbit, Anti-FACE-1 antibody produced in rabbit, Anti-Farnesylated proteins-converting enzyme 1 antibody produced in rabbit, Anti-Prenyl protein-specific endoprotease 1 antibody produced in rabbit, Anti-Zinc metalloproteinase Ste24 homolog antibody produced in rabbit

[All Photos](#) (2)


Product No.	Clonality	Application	Species Reactivity	Citations	SDS
<a href="#">HPA006988</a>	polyclonal	IHC	human	3	<a href="#">View</a>



### Anti-ZMYND8 antibody produced in rabbit

**Synonym(s):** Anti-CTCL tumor antigen se14-3, Anti-Cutaneous T-cell lymphoma-associated antigen se14-3, Anti-Protein kinase C-binding protein 1, Anti-Rack7, Anti-Zinc finger MYND domain-containing protein 8

[All Photos](#) (6)

Product No.	Clonality	Application	Species Reactivity	Citations	SDS
<a href="#">HPA020949</a>	polyclonal	IF, IHC	human	7	 <a href="#">View</a>

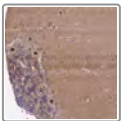


### Anti-ZNF569 antibody produced in rabbit

**Synonym(s):** Anti-FLJ32053, Anti-ZAP1, Anti-zinc finger protein 569

[All Photos](#) (2)

Product No.	Clonality	Application	Species Reactivity	Citations	SDS
<a href="#">HPA052994</a>	polyclonal	IF, IHC	human		<a href="#">View</a>



### Anti-ZNF461 antibody produced in rabbit

**Synonym(s):** Anti-GIOT-1, Anti-MGC33911, Anti-Zinc finger protein 461

[All Photos](#) (2)

Product No.	Clonality	Application	Species Reactivity	Citations	SDS
<a href="#">HPA021139</a>	polyclonal	IF, IHC	human	3	<a href="#">View</a>



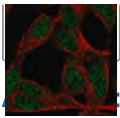
### Anti-ZNF335 antibody produced in rabbit

[All Photos](#) (2)

Product No.	Clonality	Application	Species Reactivity	Citations	SDS
<a href="#">HPA063999</a>	polyclonal	IF	human		<a href="#">View</a>
<a href="#">HPA071230</a>	polyclonal	IF	human		<a href="#">View</a>



### Anti-ZNF423 antibody produced in rabbit



os (1)



Product No.	Clonality	Application	Species Reactivity	Citations	SDS
<a href="#">HPA065820</a>	polyclonal	IF	human		<a href="#">View</a>



### Anti-ZNF521 antibody produced in rabbit

**Synonym(s):** Anti-Early hematopoietic zinc finger protein, Anti-LYST-interacting protein 3, Anti-Zinc finger protein 521

[All Photos](#) (15)

Product No.	Clonality	Application	Species Reactivity	Citations	SDS
<a href="#">HPA023849</a>	polyclonal	IHC	human		 <a href="#">View</a>
<a href="#">HPA023056</a>	polyclonal	IF, IHC	human	4	 <a href="#">View</a>



### Anti-ZNF366 antibody produced in rabbit

**Synonym(s):** Anti-Zinc finger protein 366

[All Photos](#) (2)

Product No.	Clonality	Application	Species Reactivity	Citations	SDS
<a href="#">HPA023128</a>	polyclonal	IHC	human	4	<a href="#">View</a>
<a href="#">HPA023526</a>	polyclonal	IHC	human	4	<a href="#">View</a>




### Anti-ZNF383 antibody produced in rabbit

**Synonym(s):** Anti-FLJ35863

[All Photos](#) (2)


Product No.	Clonality	Application	Species Reactivity	Citations	SDS
<a href="#">HPA063945</a>	polyclonal	IF, IHC	human		<a href="#">View</a>



### Anti-ZNF580 antibody produced in rabbit

**Synonym(s):** Anti-zinc finger protein 580

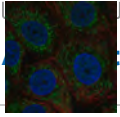
[All Photos](#) (3)

Product No.	Clonality	Application	Species Reactivity	Citations	SDS
<a href="#">HPA054058</a>	polyclonal	IF, IHC	human		 <a href="#">View</a>




### Anti-ZNHIT3 antibody produced in rabbit





Photos (1)

Product No.	Clonality	Application	Species Reactivity	Citations	SDS
<a href="#">HPA060019</a>	polyclonal	IF	human		<a href="#">View</a>



### Anti-ZYX antibody produced in rabbit

**Synonym(s):** Anti-Zyxin antibody produced in rabbit, Anti-Zyxin-2 antibody produced in rabbit

[All Photos](#) (3)

Product No.	Clonality	Application	Species Reactivity	Citations	SDS
<a href="#">HPA004835</a>	polyclonal	IF, IHC	human	10	<a href="#">View</a>
<a href="#">HPA073497</a>	polyclonal	IHC	human		<a href="#">View</a>



### Anti-ZZEF1 antibody produced in rabbit

**Synonym(s):** Anti-CFP1, Anti-CGBP, Anti-FLJ10821, Anti-HsT2645, Anti-KIAA0399, Anti-PCCX1, Anti-PHF18, Anti-SPP1, Anti-ZCGPC1, Anti-ZZZ4, Anti-hCGBP, Anti-zinc finger, ZZ-type with EF-hand domain 1

[All Photos](#) (9)


Product No.	Clonality	Application	Species Reactivity	Citations	SDS
<a href="#">HPA031778</a>	polyclonal	IF, IHC	human		<a href="#">View</a>
<a href="#">HPA031790</a>	polyclonal	IHC	human		<a href="#">View</a>







### Monoclonal Anti-ABCD3 antibody produced in mouse

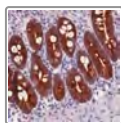
**Synonym(s):** Monoclonal Anti-PMP70, Monoclonal Anti-PXMP1, Monoclonal Anti-ZWS2

[All Photos](#) (12)

Product No.	Clonality	Application	Species Reactivity	Citations	SDS
<a href="#">AMAB90995</a>	CL2524, monoclonal	IF, IHC	human	5	

## [All Photos \(27\)](#) **Monoclonal Anti-ACAA1 antibody produced in mouse**

Product No.	Clonality	Application	Species Reactivity	Citations	SDS
<a href="#">AMAB91020</a>	CL2650, monoclonal	IF, IHC	human		<a href="#">View</a>
<a href="#">AMAB91022</a>	CL2662, monoclonal	IF, IHC	human		<a href="#">View</a>
<a href="#">AMAB91023</a>	CL2663, monoclonal	IF, IHC	human		<a href="#">View</a>
<a href="#">AMAB91024</a>	CL2660, monoclonal	IF, IHC	human		<a href="#">View</a>




## **Monoclonal Anti-ACSL5 antibody produced in mouse**

**Synonym(s):** ACS2, ACS5, FAFL5


### [All Photos \(6\)](#)

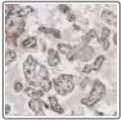
Product No.	Clonality	Application	Species Reactivity	Citations	SDS
<a href="#">AMAB90634</a>	CL0275, monoclonal	IHC	human		<a href="#">View</a>



## Monoclonal Anti-ACTB antibody produced in mouse

[All Photos](#) (6)

Product No.	Clonality	Application	Species Reactivity	Citations	SDS
<a href="#">AMAB91241</a>	CL3868, monoclonal	IF, IHC	human, rat, mouse	1	 <a href="#">View</a>



## Monoclonal Anti-ADGRL4 antibody produced in mouse

[All Photos](#) (6)



Product No.	Clonality	Application	Species Reactivity	Citations	SDS
<a href="#">AMAB91268</a>	CL4164, monoclonal	IHC	human	1	<a href="#">View</a>




## Monoclonal Anti-ANLN antibody produced in mouse

**Synonym(s):** ANILLIN, Scraps, scra

[All Photos](#) (22)


Product No.	Clonality	Application	Species Reactivity	Citations	SDS
<a href="#">AMAB90662</a>	CL0303, monoclonal	IF, IHC	human	1	 <a href="#">View</a>
<a href="#">AMAB90660</a>	CL0301, monoclonal	IF, IHC	human	2	 <a href="#">View</a>

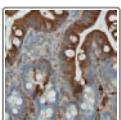


## Monoclonal Anti-ANXA1 antibody produced in mouse

**Synonym(s):** ANX1, LPC1

[All Photos](#) (8)

Product No.	Clonality	Application	Species Reactivity	Citations	SDS
<a href="#">AMAB90558</a>	CL0199, monoclonal	IF, IHC	human	2	 <a href="#">View</a>

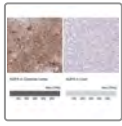


## Monoclonal Anti-APOA4 antibody produced in mouse

[All Photos](#) (18)

Product No.	Clonality	Application	Species Reactivity	Citations	SDS
<a href="#">AMAB90769</a>	CL0468, monoclonal	IHC	human		<a href="#">View</a>
<a href="#">AMAB90768</a>	CL0467,	IHC	human		<a href="#">View</a>


Product No.	Clonality	Application	Species Reactivity	Citations	SDS
	monoclonal				
<a href="#">AMAB90767</a>	CL0465, monoclonal	IHC	human	2	<a href="#">View</a>

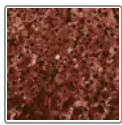


### Monoclonal Anti-AQP4 antibody produced in mouse

**Synonym(s):** MIWC

[All Photos](#) (6)

Product No.	Clonality	Application	Species Reactivity	Citations	SDS
<a href="#">AMAB90537</a>	CL0178, monoclonal	IHC	human	1	 <a href="#">View</a>



### Monoclonal Anti-ARG1 antibody produced in mouse

[All Photos](#) (3)

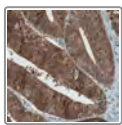
Product No.	Clonality	Application	Species Reactivity	Citations	SDS
<a href="#">AMAB90545</a>	CL0186, monoclonal	IHC	human	2	<a href="#">View</a>



### Monoclonal Anti-ARID1A antibody produced in mouse

[All Photos](#) (8)

Product No.	Clonality	Application	Species Reactivity	Citations	SDS
<a href="#">AMAB91192</a>	CL3595, monoclonal	IF, IHC	human		<a href="#">View</a>



### Monoclonal Anti-ASRGL1 antibody produced in mouse

[All Photos](#) (7)


Product No.	Clonality	Application	Species Reactivity	Citations	SDS
<a href="#">AMAB90907</a>	CL1679, monoclonal	IHC	human		<a href="#">View</a>



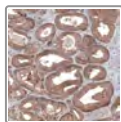
### Monoclonal Anti-ATAD2 antibody produced in mouse

**Synonym(s):** DKFZp667N1320, MGC29843, MGC5254, PRO2000

[All Photos](#) (8)

Product No.	Clonality	Application	Species Reactivity	Citations	SDS
<a href="#">AMAB90541</a>	CL0182,	IF, IHC	human	2	 <a href="#">View</a>

Product No.	Clonality	Application	Species Reactivity	Citations	SDS
	monoclonal				



## Monoclonal Anti-BRAF antibody produced in mouse

[All Photos](#) (10)

Product No.	Clonality	Application	Species Reactivity	Citations	SDS
<a href="#">AMAB91257</a>	CL4003, monoclonal	IHC	human		<a href="#">View</a>
<a href="#">AMAB91258</a>	CL4004, monoclonal	IHC	human		<a href="#">View</a>

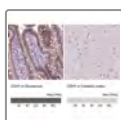


## Monoclonal Anti-CARS antibody produced in mouse

**Synonym(s):** Monoclonal Anti-CARS1

[All Photos](#) (25)




Product No.	Clonality	Application	Species Reactivity	Citations	SDS
<a href="#">AMAB90970</a>	CL2302, monoclonal	IHC	human		<a href="#">View</a>
<a href="#">AMAB90971</a>	CL2304, monoclonal	IHC	human		<a href="#">View</a>
<a href="#">AMAB90973</a>	CL2310, monoclonal	IHC	human		<a href="#">View</a>
<a href="#">AMAB90972</a>	CL2309, monoclonal	IHC	human		<a href="#">View</a>



## Monoclonal Anti-CDH1 antibody produced in mouse

**Synonym(s):** Anti-CD324, Anti-UVO, Anti-uvomorulin


[All Photos](#) (20)

Product No.	Clonality	Application	Species Reactivity	Citations		SDS
<a href="#">AMAB90862</a>	CL1170, monoclonal	IF, IHC	human	38		<a href="#">View</a>
<a href="#">AMAB90863</a>	CL1172, monoclonal	IHC	human	5		<a href="#">View</a>
<a href="#">AMAB90865</a>	CL1180, monoclonal	IF, IHC	human	38		<a href="#">View</a>



## Monoclonal Anti-CDH2 antibody produced in mouse

[All Photos](#) (9)

Product No.	Clonality	Application	Species Reactivity	Citations	SDS
<a href="#">AMAB91220</a>	CL3716, monoclonal	IF, IHC	human		<a href="#">View</a>



### Monoclonal Anti-CDKL5 antibody produced in mouse

**Synonym(s):** CFAP247, EIEE2, STK9

[All Photos](#) (7)

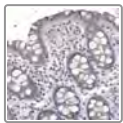
Product No.	Clonality	Application	Species Reactivity	Citations	SDS
<a href="#">AMAB91322</a>	CL4881, monoclonal	IHC, WB	human		<a href="#">View</a>
<a href="#">AMAB91323</a>	CL4888, monoclonal	IHC, WB	human		<a href="#">View</a>



### Monoclonal Anti-CDK5RAP2 antibody produced in mouse

[All Photos](#) (8)

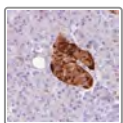
Product No.	Clonality	Application	Species Reactivity	Citations	SDS
<a href="#">AMAB91163</a>	CL3392, monoclonal	IF, IHC	human		<a href="#">View</a>



### Monoclonal Anti-CEP350 antibody produced in mouse

[All Photos](#) (6)

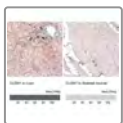
Product No.	Clonality	Application	Species Reactivity	Citations	SDS
<a href="#">AMAB91164</a>	CL3423, monoclonal	IF, IHC	human		<a href="#">View</a>



### Monoclonal Anti-CHGA antibody produced in mouse

[All Photos](#) (5)

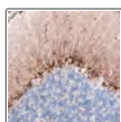
Product No.	Clonality	Application	Species Reactivity	Citations	SDS
<a href="#">AMAB90525</a>	CL0166, monoclonal	IF, IHC	human	1	<a href="#">View</a>



### Monoclonal Anti-CLDN1 antibody produced in mouse

[All Photos](#) (9)

Product No.	Clonality	Application	Species Reactivity	Citations	SDS
<a href="#">AMAB91213</a>	CL3698, monoclonal	IF, IHC	human		<a href="#">View</a>

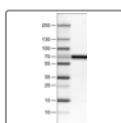


### Monoclonal Anti-CLIP1 antibody produced in mouse

**Synonym(s):** CLIP, CLIP-170, CLIP170, CYLN1, RSN

[All Photos](#) (11)


Product No.	Clonality	Application	Species Reactivity	Citations	SDS
<a href="#">AMAB91319</a>	CL4844, monoclonal	IHC, WB	human		<a href="#">View</a>
<a href="#">AMAB91321</a>	CL4851, monoclonal	IF, IHC, WB	human		<a href="#">View</a>



### Monoclonal Anti-CNDP1 antibody produced in mouse



[All Photos](#) (1)

Product No.	Clonality	Application	Species Reactivity	Citations	SDS
<a href="#">AMAB90698</a>	CL0339, monoclonal		human		<a href="#">View</a>



### Monoclonal Anti-COX4I1 antibody produced in mouse

[All Photos](#) (22)

Product No.	Clonality	Application	Species Reactivity	Citations	SDS
<a href="#">AMAB91171</a>	CL3497, monoclonal	IF, IHC	mouse, rat, human		<a href="#">View</a>
<a href="#">AMAB91176</a>	CL3515, monoclonal	IF, IHC	human		<a href="#">View</a>
<a href="#">AMAB91173</a>	CL3501, monoclonal	IHC	mouse, human		<a href="#">View</a>



### Monoclonal Anti-CS antibody produced in mouse

[All Photos](#) (50)

Product No.	Clonality	Application	Species Reactivity	Citations	SDS
<a href="#">AMAB91006</a>	CL2548, monoclonal	IHC	human	3	<a href="#">View</a>
<a href="#">AMAB91005</a>	CL2545, monoclonal	IF, IHC	human		<a href="#">View</a>

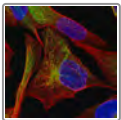
Product No.	Clonality	Application	Species Reactivity	Citations	SDS
<a href="#">AMAB91009</a>	CL2579, monoclonal	IF, IHC	human		<a href="#">View</a>
<a href="#">AMAB91007</a>	CL2553, monoclonal	IF, IHC	human		<a href="#">View</a>
<a href="#">AMAB91008</a>	CL2561, monoclonal	IF, IHC	human		<a href="#">View</a>



### Monoclonal Anti-CTNNB1 antibody produced in mouse

[All Photos](#) (25)


Product No.	Clonality	Application	Species Reactivity	Citations	SDS
<a href="#">AMAB91209</a>	CL3689, monoclonal	IF, IHC	human		<a href="#">View</a>
<a href="#">AMAB91210</a>	CL3691, monoclonal	IF, IHC	human		<a href="#">View</a>



### Monoclonal Anti-DES antibody produced in mouse

[All Photos](#) (5)



Product No.	Clonality	Application	Species Reactivity	Citations	SDS
<a href="#">AMAB91302</a>	CL4501, monoclonal	IF	human		<a href="#">View</a>
<a href="#">AMAB91303</a>	CL4502, monoclonal	IF	human		<a href="#">View</a>



### Monoclonal Anti-DIAPH2 antibody produced in mouse

**Synonym(s):** DIA, DIA2, POF, POF2

[All Photos](#) (14)

Product No.	Clonality	Application	Species Reactivity	Citations	SDS
<a href="#">AMAB90857</a>	CL1113, monoclonal	IHC	human		<a href="#">View</a>
<a href="#">AMAB90856</a>	CL1111, monoclonal	IHC	human		<a href="#">View</a>




### Monoclonal Anti-EGFR antibody produced in mouse

**Synonym(s):** ERBB, ERBB1

[All Photos](#) (5)





Product No.	Clonality	Application	Species Reactivity	Citations	SDS
<a href="#">AMAB90816</a>	CL0815, monoclonal	IHC	human	2	<a href="#">View</a>
<a href="#">AMAB90819</a>	CL0822, monoclonal		human		<a href="#">View</a>



### Monoclonal Anti-EMD antibody produced in mouse


**Synonym(s):** LEMD5, STA

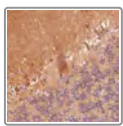
[All Photos](#) (19)

Product No.	Clonality	Application	Species Reactivity	Citations	SDS
<a href="#">AMAB90562</a>	CL0203, monoclonal	IF, IHC, WB	human	1	 <a href="#">View</a>
<a href="#">AMAB90560</a>	CL0201, monoclonal	IF, IHC, WB	human	1	

## All Photos (35) **Monoclonal Anti-EZR antibody produced in mouse**

**Synonym(s):** Monoclonal Anti-VIL2

Product No.	Clonality	Application	Species Reactivity	Citations	SDS
<a href="#">AMAB90979</a>	CL2378, monoclonal	IF, IHC	human		<a href="#">View</a>
<a href="#">AMAB90976</a>	CL2384, monoclonal	IF, IHC	human		<a href="#">View</a>
<a href="#">AMAB90975</a>	CL2375, monoclonal	IF, IHC	human		<a href="#">View</a>
<a href="#">AMAB90977</a>	CL2360, monoclonal	IF, IHC	human		<a href="#">View</a>

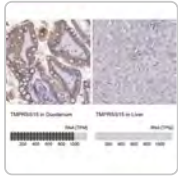


## **Monoclonal Anti-FABP7 antibody produced in mouse**

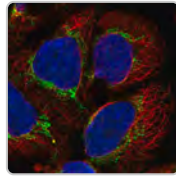
**Synonym(s):** B-FABP, BLBP

### All Photos (3)

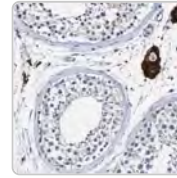
Product No.	Clonality	Application	Species Reactivity	Citations	SDS
<a href="#">AMAB90595</a>	CL0236, monoclonal	IHC	human	1	<a href="#">View</a>



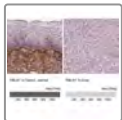
Sigma-Aldrich  
**HPA072934**  
 Anti-TMPRSS15



Sigma-Aldrich  
**HPA061396**  
 Anti-AARS2  
 antibody...



Sigma-Aldrich  
**HPA010972**  
 Anti-VMA21  
 antibody...

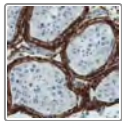


### Monoclonal Anti-FBLN1 antibody produced in mouse

**Synonym(s):** FBLN

[All Photos](#) (9)

Product No.	Clonality	Application	Species Reactivity	Citations	SDS
<b>AMAB90696</b>	CL0337, monoclonal	IF, IHC	human		<a href="#">View</a>



### Monoclonal Anti-FBN1 antibody produced in mouse

**Synonym(s):** FBN, MASS, MFS1, OCTD, SGS, WMS

[All Photos](#) (9)

Product No.	Clonality	Application	Species Reactivity	Citations	SDS
<b>AMAB90584</b>	CL0225, monoclonal	IHC	human		<a href="#">View</a>
<b>AMAB90585</b>	CL0226, monoclonal	IHC	human		<a href="#">View</a>

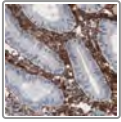


### Monoclonal Anti-FLT1 antibody produced in mouse

**Synonym(s):** FLT, VEGFR1

[All Photos](#) (11)


Product No.	Clonality	Application	Species Reactivity	Citations	SDS
<b>AMAB90703</b>	CL0344, monoclonal	IHC	human	2	<a href="#">View</a>
<b>AMAB90704</b>	CL0345, monoclonal	IHC	human		<a href="#">View</a>



## Monoclonal Anti-FN1 antibody produced in mouse



[All Photos](#) (9)

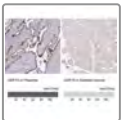
Product No.	Clonality	Application	Species Reactivity	Citations	SDS
<a href="#">AMAB91223</a>	CL3730, monoclonal	IHC	human		<a href="#">View</a>



## Monoclonal Anti-GAPDH antibody produced in mouse

[All Photos](#) (14)


Product No.	Clonality	Application	Species Reactivity	Citations	SDS
<a href="#">AMAB91152</a>	CL3265, monoclonal	IHC	mouse, human, rat	2	 <a href="#">View</a>
<a href="#">AMAB91153</a>	CL3266, monoclonal	IF, IHC	human	5	 <a href="#">View</a>



## Monoclonal Anti-GDF15 antibody produced in mouse

**Synonym(s):** MIC-1, NAG-1, PDF, PLAB, PTGFB


[All Photos](#) (7)

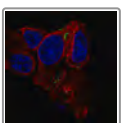
Product No.	Clonality	Application	Species Reactivity	Citations	SDS
<a href="#">AMAB90687</a>	CL0328, monoclonal	IF, IHC, WB	human	4	 <a href="#">View</a>



## Monoclonal Anti-GFAP antibody produced in mouse

[All Photos](#) (11)

Product No.	Clonality	Application	Species Reactivity	Citations	SDS
<a href="#">AMAB91033</a>	CL2713, monoclonal	IHC	rat, mouse, human	10	 <a href="#">View</a>



## Monoclonal Anti-GJB6 antibody produced in mouse

**Synonym(s):** CX30

[All Photos](#) (2)


Product No.	Clonality	Application	Species Reactivity	Citations	SDS
<a href="#">AMAB91305</a>	CL4540, monoclonal	IF	human		<a href="#">View</a>




## Monoclonal Anti-GORASP2 antibody produced in mouse

**Synonym(s):** Monoclonal Anti-GOLPH6, Monoclonal Anti-GRASP55, Monoclonal Anti-GRS2

[All Photos](#) (17)

Product No.	Clonality	Application	Species Reactivity	Citations	SDS
<a href="#">AMAB90993</a>	CL2522, monoclonal	IHC	human		<a href="#">View</a>
<a href="#">AMAB91016</a>	CL2610, monoclonal	IF, IHC	human	1	 <a href="#">View</a>

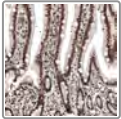


## Monoclonal Anti-H2AFX antibody produced in mouse

**Synonym(s):** H2A.X, H2AX

[All Photos](#) (5)

Product No.	Clonality	Application	Species Reactivity	Citations	SDS
<a href="#">AMAB91346</a>	CL5157, monoclonal	IF, IHC	human		<a href="#">View</a>

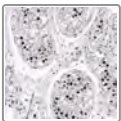


## Monoclonal Anti-H2AFY antibody produced in mouse

**Synonym(s):** MACROH2A1, macroH2A1.2

[All Photos](#) (12)

Product No.	Clonality	Application	Species Reactivity	Citations	SDS
<a href="#">AMAB91347</a>	CL5245, monoclonal	IF, IHC, WB	mouse, human, rat		<a href="#">View</a>
<a href="#">AMAB91348</a>	CL5256, monoclonal	IHC	human		<a href="#">View</a>

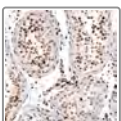


## Monoclonal Anti-H2AFY2 antibody produced in mouse

**Synonym(s):** MACROH2A2

[All Photos](#) (5)

Product No.	Clonality	Application	Species Reactivity	Citations	SDS
<a href="#">AMAB91351</a>	CL5263, monoclonal	IF, IHC	human		<a href="#">View</a>

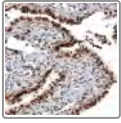


## Monoclonal Anti-HIST1H2AG antibody produced in mouse

**Synonym(s):** H2A, H2AFC, H2AFD, H2AFI, H2AFN, H2AFP

[All Photos](#) (10)

Product No.	Clonality	Application	Species Reactivity	Citations	SDS
<a href="#">AMAB91336</a>	CL5041, monoclonal	IHC	human		<a href="#">View</a>
<a href="#">AMAB91335</a>	CL5039, monoclonal	IHC, WB	human		<a href="#">View</a>

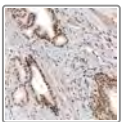


### Monoclonal Anti-HIST1H2BC antibody produced in mouse

**Synonym(s):** H2B, H2BFA, H2BFG, H2BFH, H2BFK, H2BFL

[All Photos](#) (14)

Product No.	Clonality	Application	Species Reactivity	Citations	SDS
<a href="#">AMAB91337</a>	CL5048, monoclonal	IHC, WB	mouse, rat, human		<a href="#">View</a>
<a href="#">AMAB91338</a>	CL5101, monoclonal	IHC, WB	rat, human, mouse		<a href="#">View</a>

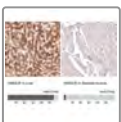


### Monoclonal Anti-HIST1H3A antibody produced in mouse

**Synonym(s):** H3, H3FA, H3FB, H3FC, H3FD, H3FF, H3FHH3FI, H3FJ, H3FK, H3FL



[All Photos](#) (12)

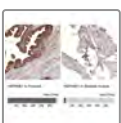
Product No.	Clonality	Application	Species Reactivity	Citations	SDS
<a href="#">AMAB91331</a>	CL4967, monoclonal	IF, IHC, WB	human, mouse, rat		<a href="#">View</a>
<a href="#">AMAB91332</a>	CL4968, monoclonal	IHC	human		<a href="#">View</a>



### Monoclonal Anti-HMGCR antibody produced in mouse


[All Photos](#) (15)


Product No.	Clonality	Application	Species Reactivity	Citations	SDS
<a href="#">AMAB90618</a>	CL0259, monoclonal	IHC	human		 <a href="#">View</a>
<a href="#">AMAB90619</a>	CL0260, monoclonal	IHC	human	1	 <a href="#">View</a>



### Monoclonal Anti-HSP90B1 antibody produced in mouse


[All Photos](#) (12)

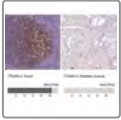
Product No.	Clonality	Application	Species Reactivity	Citations	SDS
<a href="#">AMAB91019</a>	CL2647, monoclonal	IF, IHC	human	2	 <a href="#">View</a>



## Monoclonal Anti-IDH1 antibody produced in mouse

[All Photos](#) (6)


Product No.	Clonality	Application	Species Reactivity	Citations	SDS
<a href="#">AMAB90578</a>	CL0219, monoclonal	IF, IHC	human	1	 <a href="#">View</a>



## Monoclonal Anti-ITGAM antibody produced in mouse

**Synonym(s):** Anti-CD11B, Anti-CR3A, Anti-MAC-1

[All Photos](#) (6)


Product No.	Clonality	Application	Species Reactivity	Citations	SDS
<a href="#">AMAB90911</a>	CL1719, monoclonal	IHC	human	3	 <a href="#">View</a>

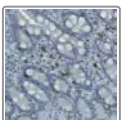


## Monoclonal Anti-ITGAX antibody produced in mouse

**Synonym(s):** Anti-CD11C

[All Photos](#) (6)

Product No.	Clonality	Application	Species Reactivity	Citations	SDS
<a href="#">AMAB90915</a>	CL1831, monoclonal	IHC	human		 <a href="#">View</a>



## Monoclonal Anti-KIT antibody produced in mouse

**Synonym(s):** C-Kit, CD117, PBT, SCFR, Anti-C-Kit, Anti-CD117, Anti-PBT, Anti-SCFR


[All Photos](#) (13)

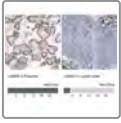
Product No.	Clonality	Application	Species Reactivity	Citations	SDS
<a href="#">AMAB90901</a>	CL1657, monoclonal	IHC	human	5	<a href="#">View</a>
<a href="#">AMAB90904</a>	CL1667, monoclonal	IHC	human	5	<a href="#">View</a>
<a href="#">AMAB90900</a>	CL1656, monoclonal		human		<a href="#">View</a>



## Monoclonal Anti-LAMA4 antibody produced in mouse


[All Photos](#) (23)


Product No.	Clonality	Application	Species Reactivity	Citations	SDS
<a href="#">AMAB91134</a>	CL3185, monoclonal	IHC	human		<a href="#">View</a>
<a href="#">AMAB91133</a>	CL3183, monoclonal	IHC	human		<a href="#">View</a>



### Monoclonal Anti-LAMA5 antibody produced in mouse


[All Photos](#) (7)

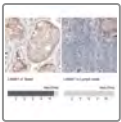
Product No.	Clonality	Application	Species Reactivity	Citations	SDS
<a href="#">AMAB91124</a>	CL3118, monoclonal	IHC	human		<a href="#">View</a>



### Monoclonal Anti-LAMA2 antibody produced in mouse


[All Photos](#) (9)

Product No.	Clonality	Application	Species Reactivity	Citations	SDS
<a href="#">AMAB91166</a>	CL3450, monoclonal	IHC	human		<a href="#">View</a>



### Monoclonal Anti-LAMA1 antibody produced in mouse

[All Photos](#) (9)

Product No.	Clonality	Application	Species Reactivity	Citations	SDS
<a href="#">AMAB91091</a>	CL2968, monoclonal	IHC	human		<a href="#">View</a>
<a href="#">AMAB91117</a>	CL3087, monoclonal	IHC	human		<a href="#">View</a>



### Monoclonal Anti-LAMA3 antibody produced in mouse

[All Photos](#) (5)



Product No.	Clonality	Application	Species Reactivity	Citations	SDS
<a href="#">AMAB91123</a>	CL3112, monoclonal	IHC	human	1	<a href="#">View</a>

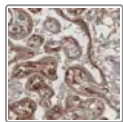


### Monoclonal Anti-LAMB2 antibody produced in mouse



## All Photos (15)

Product No.	Clonality	Application	Species Reactivity	Citations	SDS
<a href="#">AMAB91097</a>	CL2979, monoclonal	IHC	human		<a href="#">View</a>
<a href="#">AMAB91096</a>	CL2976, monoclonal	IHC	human		<a href="#">View</a>




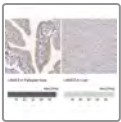
### Monoclonal Anti-LAMB1 antibody produced in mouse

## All Photos (7)

Product No.	Clonality	Application	Species Reactivity	Citations	SDS
<a href="#">AMAB91092</a>	CL2970, monoclonal	IHC	human		


## [All Photos](#) (32) **Monoclonal Anti-LAMC1 antibody produced in mouse**

Product No.	Clonality	Application	Species Reactivity	Citations	SDS
<a href="#">AMAB91140</a>	CL3201, monoclonal	IHC	human		<a href="#">View</a>
<a href="#">AMAB91137</a>	CL3196, monoclonal	IHC	human		<a href="#">View</a>
<a href="#">AMAB91138</a>	CL3199, monoclonal	IHC	human		<a href="#">View</a>
<a href="#">AMAB91136</a>	CL3195, monoclonal	IHC	human		<a href="#">View</a>



## **Monoclonal Anti-LAMC2 antibody produced in mouse**

### [All Photos](#) (8)

Product No.	Clonality	Application	Species Reactivity	Citations	SDS
<a href="#">AMAB91098</a>	CL2980, monoclonal	IF, IHC	human	1	 <a href="#">View</a>

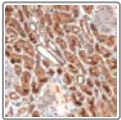


## Monoclonal Anti-LAMP1 antibody produced in mouse

[All Photos](#) (38)

Product No.	Clonality	Application	Species Reactivity	Citations	SDS
<a href="#">AMAB91299</a>	CL4472, monoclonal	IHC	human		<a href="#">View</a>
<a href="#">AMAB91170</a>	CL3484, monoclonal	IHC	human	5	<a href="#">View</a>
<a href="#">AMAB91168</a>	CL3482, monoclonal	IHC	human	5	<a href="#">View</a>
<a href="#">AMAB91298</a>	CL4463, monoclonal	IHC	human		<a href="#">View</a>
<a href="#">AMAB91301</a>	CL4490, monoclonal	IHC	human		<a href="#">View</a>

[Show More](#) 

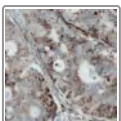


## Monoclonal Anti-LAPT4B antibody produced in mouse

**Synonym(s):** H3FA, LC27

[All Photos](#) (10)

Product No.	Clonality	Application	Species Reactivity	Citations	SDS
<a href="#">AMAB91356</a>	CL5289, monoclonal	IF, IHC, WB	mouse, human		<a href="#">View</a>
<a href="#">AMAB91355</a>	CL5287, monoclonal	IHC	human		<a href="#">View</a>



## Monoclonal Anti-MACC1 antibody produced in mouse

**Synonym(s):** 7A5, SH3BP4L

[All Photos](#) (8)

Product No.	Clonality	Application	Species Reactivity	Citations	SDS
<a href="#">AMAB90832</a>	CL0856, monoclonal	IF, IHC	human	2	<a href="#">View</a>




## Monoclonal Anti-MAP2 antibody produced in mouse

**Synonym(s):** MAP2A, MAP2B, MAP2C


[All Photos](#) (6)

Product No.	Clonality	Application	Species Reactivity	Citations	SDS
<a href="#">AMAB91375</a>	CL5420, monoclonal	IF, IHC, WB	human		<a href="#">View</a>



### Monoclonal Anti-MEF2C antibody produced in mouse

[All Photos](#) (16)

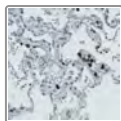
Product No.	Clonality	Application	Species Reactivity	Citations	SDS
<a href="#">AMAB90727</a>	CL0368, monoclonal	IF, IHC	human		<a href="#">View</a>
<a href="#">AMAB90728</a>	CL0369, monoclonal	IF, IHC	human		<a href="#">View</a>



### Monoclonal Anti-MKL1 antibody produced in mouse

[All Photos](#) (3)

Product No.	Clonality	Application	Species Reactivity	Citations	SDS
<a href="#">AMAB91285</a>	CL4281, monoclonal	IHC	human		<a href="#">View</a>

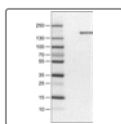


### Monoclonal Anti-MMP9 antibody produced in mouse

**Synonym(s):** CLG4B

[All Photos](#) (17)

Product No.	Clonality	Application	Species Reactivity	Citations	SDS
<a href="#">AMAB90805</a>	CL0539, monoclonal	IHC	human	19	<a href="#">View</a>
<a href="#">AMAB90804</a>	CL0538, monoclonal	IHC	human	19	<a href="#">View</a>
<a href="#">AMAB90806</a>	CL0542, monoclonal	IHC	human	19	<a href="#">View</a>



### Monoclonal Anti-MST1R antibody produced in mouse

[All Photos](#) (2)

Product No.	Clonality	Application	Species Reactivity	Citations	SDS
<a href="#">AMAB90766</a>	CL0463, monoclonal		human		<a href="#">View</a>



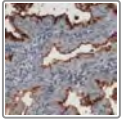
### Monoclonal Anti-MTDH antibody produced in mouse



**Synonym(s):** 3D3, AEG-1, LYRIC

[Photos](#) (18)

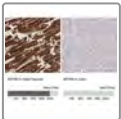
Product No.	Clonality	Application	Species Reactivity	Citations	SDS
<a href="#">AMAB90762</a>	CL0397, monoclonal	IF, IHC	human	1	<a href="#">View</a>
<a href="#">AMAB90763</a>	CL0401, monoclonal	IF, IHC	human		<a href="#">View</a>



### Monoclonal Anti-MUC16 antibody produced in mouse




[All Photos](#) (7)

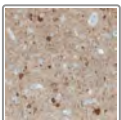
Product No.	Clonality	Application	Species Reactivity	Citations	SDS
<a href="#">AMAB91056</a>	CL2782, monoclonal	IF, IHC	human		<a href="#">View</a>
<a href="#">AMAB91057</a>	CL2783, monoclonal	IHC	human		<a href="#">View</a>



### Monoclonal Anti-MYH6 antibody produced in mouse

[All Photos](#) (15)

Product No.	Clonality	Application	Species Reactivity	Citations	SDS
<a href="#">AMAB90948</a>	CL2155, monoclonal	IHC	human		<a href="#">View</a>
<a href="#">AMAB90947</a>	CL2148, monoclonal	IHC	human		<a href="#">View</a>
<a href="#">AMAB90950</a>	CL2162, monoclonal	IHC	human		<a href="#">View</a>



### Monoclonal Anti-NECAB1 antibody produced in mouse

**Synonym(s):** EFCBP1

[All Photos](#) (12)

Product No.	Clonality	Application	Species Reactivity	Citations	SDS
<a href="#">AMAB90801</a>	CL0576, monoclonal	IHC	human		<a href="#">View</a>
<a href="#">AMAB90800</a>	CL0575, monoclonal	IHC	human		<a href="#">View</a>
<a href="#">AMAB90798</a>	CL0580, monoclonal	IHC	human		<a href="#">View</a>

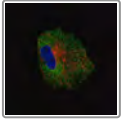


### Monoclonal Anti-NEFH antibody produced in mouse



[All Photos](#) (4)

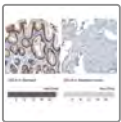
Product No.	Clonality	Application	Species Reactivity	Citations	SDS
<a href="#">AMAB91025</a>	CL2671, monoclonal	IHC	human		<a href="#">View</a>



### Monoclonal Anti-NLRP3 antibody produced in mouse

[All Photos](#) (2)

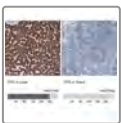
Product No.	Clonality	Application	Species Reactivity	Citations	SDS
<a href="#">AMAB90569</a>	CL0210, monoclonal	IF	human	3	<a href="#">View</a>



### Monoclonal Anti-OCN antibody produced in mouse


[All Photos](#) (26)

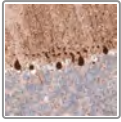
Product No.	Clonality	Application	Species Reactivity	Citations	SDS
<a href="#">AMAB90889</a>	CL1555, monoclonal	IF, IHC	human	11	<a href="#">View</a>
<a href="#">AMAB90893</a>	CL1608, monoclonal	IF, IHC	human	11	<a href="#">View</a>
<a href="#">AMAB90890</a>	CL1567, monoclonal	IF, IHC	human	11	<a href="#">View</a>



### Monoclonal Anti-OTC antibody produced in mouse

[All Photos](#) (14)

Product No.	Clonality	Application	Species Reactivity	Citations	SDS
<a href="#">AMAB91265</a>	CL4046, monoclonal	IF, IHC	human	2	<a href="#">View</a>
<a href="#">AMAB91264</a>	CL4045, monoclonal	IF, IHC	human		<a href="#">View</a>
<a href="#">AMAB91266</a>	CL4049, monoclonal		human		<a href="#">View</a>

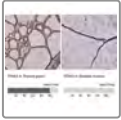


## Monoclonal Anti-PCP4 antibody produced in mouse

**Synonym(s):** PEP-19

[All Photos](#) (6)


Product No.	Clonality	Application	Species Reactivity	Citations	SDS
<a href="#">AMAB91359</a>	CL5306, monoclonal	IHC	human, rat, mouse	1	<a href="#">View</a>




## Monoclonal Anti-PDIA3 antibody produced in mouse

**Synonym(s):** Monoclonal Anti-ERp57, Monoclonal Anti-ERp60, Monoclonal Anti-ERp61, Monoclonal Anti-GRP57, Monoclonal Anti-GRP58, Monoclonal Anti-HsT17083, Monoclonal Anti-P58, Monoclonal Anti-PI-PLC


[All Photos](#) (26)


Product No.	Clonality	Application	Species Reactivity	Citations	SDS
<a href="#">AMAB90990</a>	CL2446, monoclonal	IHC	human		<a href="#">View</a>
<a href="#">AMAB90988</a>	CL2444, monoclonal	IF, IHC	human	10	 <a href="#">View</a>
<a href="#">AMAB90991</a>	CL2452, monoclonal	IHC	human		<a href="#">View</a>



## Monoclonal Anti-PFN1 antibody produced in mouse

[All Photos](#) (6)


Product No.	Clonality	Application	Species Reactivity	Citations	SDS
<a href="#">AMAB91181</a>	CL3524, monoclonal	IHC	human		 <a href="#">View</a>

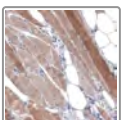


## Monoclonal Anti-PGAM5 antibody produced in mouse

**Synonym(s):** BXLBv68, MGC5352

[All Photos](#) (8)

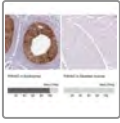
Product No.	Clonality	Application	Species Reactivity	Citations	SDS
<a href="#">AMAB90803</a>	CL0624, monoclonal	IHC	human		 <a href="#">View</a>



## Monoclonal Anti-PGM1 antibody produced in mouse

[All Photos](#) (10)


Product No.	Clonality	Application	Species Reactivity	Citations	SDS
<a href="#">AMAB91156</a>	CL3301, monoclonal	IHC	human		<a href="#">View</a>
<a href="#">AMAB91155</a>	CL3299, monoclonal	IHC	human		<a href="#">View</a>

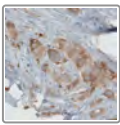


### Monoclonal Anti-P4HA2 antibody produced in mouse

**Synonym(s):** C-P4Halpha(II)

[All Photos](#) (7)

Product No.	Clonality	Application	Species Reactivity	Citations	SDS
<a href="#">AMAB90710</a>	CL0351, monoclonal	IHC, WB	human		 <a href="#">View</a>

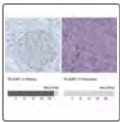


### Monoclonal Anti-PHGDH antibody produced in mouse

**Synonym(s):** PDG, PGDH, SERA

[All Photos](#) (9)


Product No.	Clonality	Application	Species Reactivity	Citations	SDS
<a href="#">AMAB90786</a>	CL0555, monoclonal	IF, IHC	human	1	<a href="#">View</a>

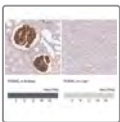


### Monoclonal Anti-PLA2R1 antibody produced in mouse

**Synonym(s):** CLEC13C, PLA2-R, PLA2G1R, PLA2IR

[All Photos](#) (13)




Product No.	Clonality	Application	Species Reactivity	Citations	SDS
<a href="#">AMAB90775</a>	CL0485, monoclonal	IHC	human		<a href="#">View</a>
<a href="#">AMAB90772</a>	CL0474, monoclonal	IF, IHC	human	1	 <a href="#">View</a>




### Monoclonal Anti-PODXL antibody produced in mouse

**Synonym(s):** Gp200, PC, PCLP

[All Photos](#) (19)

Product No.	Clonality	Application	Species Reactivity	Citations	SDS
<a href="#">AMAB90644</a>	CL0285, monoclonal	IHC	human	1	 <a href="#">View</a>
<a href="#">AMAB90667</a>	CL0308, monoclonal	IHC, WB	human	1	 <a href="#">View</a>
<a href="#">AMAB90643</a>	CL0284, monoclonal	IF, IHC	human	1	 <a href="#">View</a>

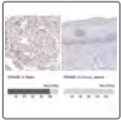




## Monoclonal Anti-PPIB antibody produced in mouse

[All Photos](#) (9)

Product No.	Clonality	Application	Species Reactivity	Citations	SDS
<a href="#">AMAB91249</a>	CL3915, monoclonal		rat, mouse, human		<a href="#">View</a>
<a href="#">AMAB91245</a>	CL3901, monoclonal	IHC	rat, mouse, human		<a href="#">View</a>




## Monoclonal Anti-PRAME antibody produced in mouse

**Synonym(s):** CT130, MAPE

[All Photos](#) (8)

Product No.	Clonality	Application	Species Reactivity	Citations	SDS
<a href="#">AMAB91329</a>	CL5146, monoclonal	IF, WB	human		<a href="#">View</a>
<a href="#">AMAB91330</a>	CL5148, monoclonal	IHC, WB	human		<a href="#">View</a>



## Monoclonal Anti-RGS5 antibody produced in mouse

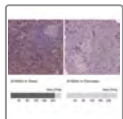
[All Photos](#) (1)

Product No.	Clonality	Application	Species Reactivity	Citations	SDS
<a href="#">AMAB91377</a>	CL5568, monoclonal	WB	human		

## All Photos (5) **Monoclonal Anti-ROR2 antibody produced in mouse**

**Synonym(s):** BDB, BDB1, NTRKR2



Product No.	Clonality	Application	Species Reactivity	Citations	SDS
<a href="#">AMAB91402</a>	CL5950, monoclonal	IF, IHC	human		<a href="#">View</a>




## **Monoclonal Anti-S100A4 antibody produced in mouse**

**Synonym(s):** 18A2, 42A, CAPL, FSP1, MTS1, P9KA, PEL98

## All Photos (15)

Product No.	Clonality	Application	Species Reactivity	Citations	SDS
<a href="#">AMAB90598</a>	CL0239, monoclonal	IF, IHC	human	3	 <a href="#">View</a>
<a href="#">AMAB90596</a>	CL0237, monoclonal	IF, IHC	human	3	 <a href="#">View</a>


--	--	--

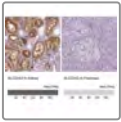


## **Monoclonal Anti-SDHB antibody produced in mouse**

**Synonym(s):** SDH, SDH1

## All Photos (21)



Product No.	Clonality	Application	Species Reactivity	Citations	SDS
<a href="#">AMAB90708</a>	CL0349, monoclonal	IF, IHC	human	4	 <a href="#">View</a>
<a href="#">AMAB90706</a>	CL0347, monoclonal	IHC	human	4	<a href="#">View</a>
<a href="#">AMAB90705</a>	CL0346, monoclonal	IHC	human		<a href="#">View</a>



### Monoclonal Anti-SLC22A2 antibody produced in mouse

**Synonym(s):** OCT2

## All Photos (8)

Product No.	Clonality	Application	Species Reactivity	Citations	SDS
<a href="#">AMAB90791</a>	CL0628, monoclonal	IHC	human	8	 <a href="#">View</a>
<a href="#">AMAB90792</a>	CL0631, monoclonal	IHC	human	1	 <a href="#">View</a>

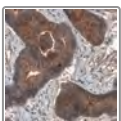


### Monoclonal Anti-SLC27A5 antibody produced in mouse

**Synonym(s):** ACSB, ACSVL6, FACVL3, FATP5, FLJ22987, VLACSR, VLCS-H2, VLCSH2

## All Photos (11)

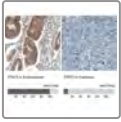
Product No.	Clonality	Application	Species Reactivity	Citations	SDS
<a href="#">AMAB90575</a>	CL0216, monoclonal	IHC	human		<a href="#">View</a>
<a href="#">AMAB90572</a>	CL0213, monoclonal	IHC	human		<a href="#">View</a>
<a href="#">AMAB90574</a>	CL0215, monoclonal	IHC	human		<a href="#">View</a>



### Monoclonal Anti-ST13 antibody produced in mouse

## All Photos (8)



Product No.	Clonality	Application	Species Reactivity	Citations	SDS
<a href="#">AMAB91218</a>	CL3708, monoclonal	IHC	human		<a href="#">View</a>

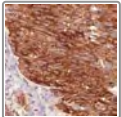


## Monoclonal Anti-STAT3 antibody produced in mouse

**Synonym(s):** APRF

[All Photos](#) (14)

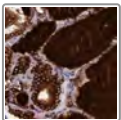
Product No.	Clonality	Application	Species Reactivity	Citations	SDS
<a href="#">AMAB90776</a>	CL0490, monoclonal	IHC	human	1	 <a href="#">View</a>
<a href="#">AMAB90777</a>	CL0492, monoclonal	IF, IHC	human	11	 <a href="#">View</a>



## Monoclonal Anti-STX7 antibody produced in mouse

[All Photos](#) (4)

Product No.	Clonality	Application	Species Reactivity	Citations	SDS
<a href="#">AMAB90616</a>	CL0257, monoclonal	IF, IHC	human		<a href="#">View</a>




## Monoclonal Anti-TG antibody produced in mouse

**Synonym(s):** AITD3, TGN


[All Photos](#) (4)

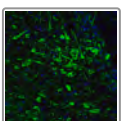
Product No.	Clonality	Application	Species Reactivity	Citations	SDS
<a href="#">AMAB90523</a>	CL0164, monoclonal	IHC	human	3	<a href="#">View</a>



## Monoclonal Anti-TLE3 antibody produced in mouse

[All Photos](#) (10)

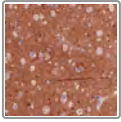
Product No.	Clonality	Application	Species Reactivity	Citations	SDS
<a href="#">AMAB91188</a>	CL3573, monoclonal	IF, IHC	human		 <a href="#">View</a>



## Monoclonal Anti-TPH2 antibody produced in mouse

[All Photos](#) (6)

Product No.	Clonality	Application	Species Reactivity	Citations	SDS
<a href="#">AMAB91108</a>	CL2990, monoclonal	IHC	mouse, rat, human	1	<a href="#">View</a>



### Monoclonal Anti-TSPAN7 antibody produced in mouse

**Synonym(s):** A15, CD231, DXS1692E, MRX58, MXS1, TALLA-1, TM4SF2

[All Photos](#) (8)

Product No.	Clonality	Application	Species Reactivity	Citations	SDS
<a href="#">AMAB90624</a>	CL0265, monoclonal	IHC	human	1	<a href="#">View</a>
<a href="#">AMAB90621</a>	CL0262, monoclonal	IHC	human		<a href="#">View</a>



### Monoclonal Anti-TYRP1 antibody produced in mouse

**Synonym(s):** CAS2, TRP, TYRP, TYRRP

[All Photos](#) (12)

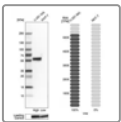
Product No.	Clonality	Application	Species Reactivity	Citations	SDS
<a href="#">AMAB91327</a>	CL4917, monoclonal	IF, IHC, WB	human		<a href="#">View</a>
<a href="#">AMAB91326</a>	CL4906, monoclonal	IF, IHC, WB	human		<a href="#">View</a>
<a href="#">AMAB91328</a>	CL4923, monoclonal	IF, IHC, WB	human		<a href="#">View</a>



### Monoclonal Anti-USP30 antibody produced in mouse


[All Photos](#) (4)

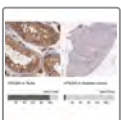
Product No.	Clonality	Application	Species Reactivity	Citations	SDS
<a href="#">AMAB91295</a>	CL4438, monoclonal	IHC	human		<a href="#">View</a>



### Monoclonal Anti-VIM antibody produced in mouse

[All Photos](#) (8)


Product No.	Clonality	Application	Species Reactivity	Citations	SDS
<a href="#">AMAB90516</a>	CL0157, monoclonal	IHC	human	28	 <a href="#">View</a>



### Monoclonal Anti-VPS26A antibody produced in mouse

**Synonym(s):** Monoclonal Anti-Hbeta58, Monoclonal Anti-PEP8A, Monoclonal Anti-VPS26

[All Photos](#) (12)

Product No.	Clonality	Application	Species Reactivity	Citations	SDS
<a href="#">AMAB90967</a>	CL2287, monoclonal	IF, IHC	human	2	 <a href="#">View</a>



### Monoclonal Anti-ZYX antibody produced in mouse

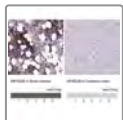
[All Photos](#) (9)

Product No.	Clonality	Application	Species Reactivity	Citations	SDS
<a href="#">AMAB90992</a>	CL2502, monoclonal	IF, IHC	human		

## All Photos (2) **Anti-MFSD5 antibody produced in rabbit**

**Synonym(s):** Anti-Major facilitator superfamily domain containing 5, Anti-Mgc11308


Product No.	Clonality	Application	Species Reactivity	Citations	SDS
<a href="#">HPA039773</a>	polyclonal	IHC	human		<a href="#">View</a>

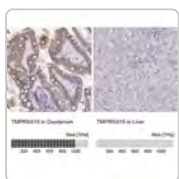


## **Anti-MFSD2B antibody produced in rabbit**

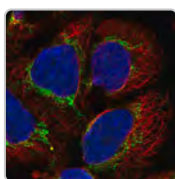
**Synonym(s):** Anti-major facilitator superfamily domain containing 2B

## All Photos (3)

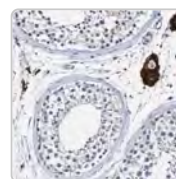
Product No.	Clonality	Application	Species Reactivity	Citations	SDS
<a href="#">HPA044145</a>	polyclonal	IHC	human		<a href="#">View</a>



Sigma-Aldrich  
**HPA072934**  
Anti-TMPRSS15



Sigma-Aldrich  
**HPA061396**  
Anti-AARS2  
antibody...

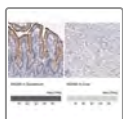


Sigma-Aldrich  
**HPA010972**  
Anti-VMA21  
antibody...

[View Price and Availability](#)

[View Price and Availability](#)


[View Price and Availability](#)




## **Anti-MGAM antibody produced in rabbit**

**Synonym(s):** Anti-Maltase-glucoamylase, intestinal antibody produced in rabbit


## All Photos (3)

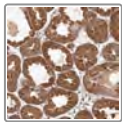
Product No.	Clonality	Application	Species Reactivity	Citations	SDS
<a href="#">HPA002270</a>	polyclonal	IHC	human	4	 <a href="#">View</a>



### Anti-MGARP antibody produced in rabbit

[All Photos](#) (5)

Product No.	Clonality	Application	Species Reactivity	Citations	SDS
<a href="#">HPA015994</a>	polyclonal	IF, IHC	human		 <a href="#">View</a>



### Anti-MGAT5 antibody produced in rabbit

**Synonym(s):** Anti-GNT-V, Anti-KIAA0773, Anti-mannosyl ( $\alpha$ -1,6-)-glycoprotein  $\beta$ -1,6-N-acetylglucosaminyltransferase

[All Photos](#) (1)

Product No.	Clonality	Application	Species Reactivity	Citations	SDS
<a href="#">HPA010919</a>	polyclonal	IHC	human	4	<a href="#">View</a>

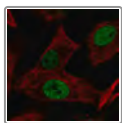


### Anti-MGAT1 antibody produced in rabbit

**Synonym(s):** Anti-Alpha-1,3-mannosyl-glycoprotein 2-beta-N-acetylglucosaminyltransferase, Anti-GNT-I, Anti-GlcNAc-T I, Anti-N-glycosyl-oligosaccharide-glycoprotein N-acetylglucosaminyltransferase I

[All Photos](#) (5)

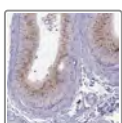
Product No.	Clonality	Application	Species Reactivity	Citations	SDS
<a href="#">HPA017432</a>	polyclonal	IHC	human	4	<a href="#">View</a>



### Anti-MGAT5B antibody produced in rabbit

[All Photos](#) (1)

Product No.	Clonality	Application	Species Reactivity	Citations	SDS
<a href="#">HPA011082</a>	polyclonal	IF	human		<a href="#">View</a>



### Anti-MGAT4C antibody produced in rabbit

**Synonym(s):** Anti-Alpha-1,3-mannosyl-glycoprotein 4-beta-N-acetylglucosaminyltransferase C, Anti-N-glycosyl-oligosaccharide-glycoprotein N-acetylglucosaminyltransferase, Anti-UDP-N-acetylglucosamine: alpha-1,3-D-mannoside beta-1,4-N-acetylglucosaminyltransferase IVc

[All Photos](#) (1)



Product No.	Clonality	Application	Species Reactivity	Citations	SDS
<a href="#">HPA016418</a>	polyclonal	IHC (p), WB	human	1	<a href="#">View</a>



### Anti-MGEA5 antibody produced in rabbit

**Synonym(s):** Anti-MEA5, Anti-Meningioma expressed antigen 5 (hyaluronidase), Anti-NCOAT, Anti-OGA

[All Photos](#) (6)


Product No.	Clonality	Application	Species Reactivity	Citations	SDS
<a href="#">HPA076501</a>	polyclonal	IF	human		<a href="#">View</a>
<a href="#">HPA036141</a>	polyclonal	IHC	human	10	<a href="#">View</a>

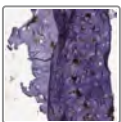


### Anti-MGLL antibody produced in rabbit

**Synonym(s):** Anti-HU-K5, Anti-Lysophospholipase homolog, Anti-Lysophospholipase-like, Anti-MGL, Anti-Monoglyceride lipase

[All Photos](#) (6)

Product No.	Clonality	Application	Species Reactivity	Citations	SDS
<a href="#">HPA011348</a>	polyclonal	IF	human	1	<a href="#">View</a>
<a href="#">HPA011994</a>	polyclonal	IHC	human	3	 <a href="#">View</a>



### Anti-MGP antibody produced in rabbit

**Synonym(s):** Anti-Cell growth-inhibiting gene 36 protein, Anti-MGP, Anti-Matrix Gla protein precursor

[All Photos](#) (1)

Product No.	Clonality	Application	Species Reactivity	Citations	SDS
<a href="#">HPA013949</a>	polyclonal	IHC	human	3	<a href="#">View</a>

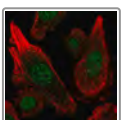


### Anti-MGST2 antibody produced in rabbit

**Synonym(s):** Anti-Microsomal GST-2, Anti-Microsomal GST-II, Anti-Microsomal glutathione S-transferase 2

[All Photos](#) (2)

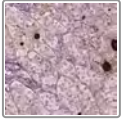
Product No.	Clonality	Application	Species Reactivity	Citations	SDS
<a href="#">HPA010707</a>	polyclonal	IHC	human	3	<a href="#">View</a>



### Anti-MGST3 antibody produced in rabbit

## All Photos (1)

Product No.	Clonality	Application	Species Reactivity	Citations	SDS
<a href="#">HPA053311</a>	polyclonal	IF	human		<a href="#">View</a>

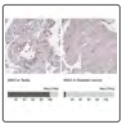


### Anti-MIA antibody produced in rabbit

**Synonym(s):** Anti-CD-RAP, Anti-MIA

## All Photos (1)



Product No.	Clonality	Application	Species Reactivity	Citations	SDS
<a href="#">HPA042369</a>	polyclonal	IHC	human		<a href="#">View</a>

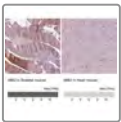


### Anti-MIA3 antibody produced in rabbit

**Synonym(s):** Anti-FLJ39207, Anti-KIAA0268, Anti-TANGO, Anti-UNQ6077


## All Photos (11)

Product No.	Clonality	Application	Species Reactivity	Citations	SDS
<a href="#">HPA055922</a>	polyclonal	IF, IHC	human	5	 <a href="#">View</a>
<a href="#">HPA056816</a>	polyclonal	IF, IHC	human		 <a href="#">View</a>



### Anti-MIB2 antibody produced in rabbit

## All Photos (3)

Product No.	Clonality	Application	Species Reactivity	Citations	SDS
<a href="#">HPA068322</a>	polyclonal	IHC	human		 <a href="#">View</a>



### Anti-MICALCL antibody produced in rabbit

**Synonym(s):** Anti-FLJ14966, Anti-MICAL C-terminal like

## All Photos (3)

Product No.	Clonality	Application	Species Reactivity	Citations	SDS
<a href="#">HPA039895</a>	polyclonal	IF, IHC	human		<a href="#">View</a>
<a href="#">HPA040438</a>	polyclonal	IHC	human		<a href="#">View</a>




### Anti-MICALL1 antibody produced in rabbit

**Synonym(s):** Anti-Kiaa1668, Anti-Mical-I1, Anti-Mical-like 1, Anti-Mirab13


## All Photos (4)


Product No.	Clonality	Application	Species Reactivity	Citations	SDS
<a href="#">HPA051956</a>	polyclonal	IF	human		<a href="#">View</a>
<a href="#">HPA043480</a>	polyclonal	IF, IHC	human		<a href="#">View</a>



### Anti-MICU1 antibody produced in rabbit

## All Photos (3)


Product No.	Clonality	Application	Species Reactivity	Citations	SDS
<a href="#">HPA037479</a>	polyclonal	IF	human	6	 <a href="#">View</a>

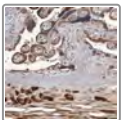


### Anti-MINK1 antibody produced in rabbit

**Synonym(s):** Anti-B55, Anti-MAP4K6, Anti-MINK, Anti-YSK2, Anti-misshapen-like kinase 1

## All Photos (2)

Product No.	Clonality	Application	Species Reactivity	Citations	SDS
<a href="#">HPA056296</a>	polyclonal	IHC, WB	human		 <a href="#">View</a>

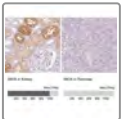


### Anti-MINPP1 antibody produced in rabbit

**Synonym(s):** Anti-Inositol (1,3,4,5), Anti-Ins(1,3,4,5), Anti-Multiple inositol polyphosphate phosphatase 1

## All Photos (5)



Product No.	Clonality	Application	Species Reactivity	Citations	SDS
<a href="#">HPA026859</a>	polyclonal	IHC	human	3	<a href="#">View</a>



### Anti-MIOX antibody produced in rabbit

**Synonym(s):** Anti-ALDRL6

## All Photos (8)

Product No.	Clonality	Application	Species Reactivity	Citations	SDS
<a href="#">HPA039562</a>	polyclonal	IHC	human	1	 <a href="#">View</a>
<a href="#">HPA039451</a>	polyclonal	IHC	human		 <a href="#">View</a>



### Anti-MIP antibody produced in rabbit

## All Photos (1)

Product No.	Clonality	Application	Species Reactivity	Citations	SDS
<a href="#">HPA014940</a>	polyclonal	IHC	human		<a href="#">View</a>



### Anti-MIPEP antibody produced in rabbit

**Synonym(s):** Anti-LT, Anti-MIP, Anti-TNFB, Anti-TNFSF1, Anti-mitochondrial intermediate peptidase

## All Photos (8)



Product No.	Clonality	Application	Species Reactivity	Citations	SDS
<a href="#">HPA031669</a>	polyclonal	IHC	human		<a href="#">View</a>
<a href="#">HPA030676</a>	polyclonal	IF, IHC	human		<a href="#">View</a>
<a href="#">HPA031670</a>	polyclonal	IF, IHC	human		<a href="#">View</a>



### Anti-MKKS antibody produced in rabbit

**Synonym(s):** Anti-BBS6, Anti-McKusick-Kaufman syndrome, Anti-Mckusick-Kaufman Syndrome

## All Photos (13)


Product No.	Clonality	Application	Species Reactivity	Citations	SDS
<a href="#">HPA041071</a>	polyclonal	IHC	human		 <a href="#">View</a>
<a href="#">HPA044233</a>	polyclonal	IF, IHC	human		 <a href="#">View</a>

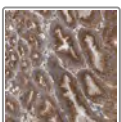


### Anti-MKL1 antibody produced in rabbit

**Synonym(s):** Anti-BSAC, Anti-KIAA1438, Anti-MAL, Anti-MRTF-A, Anti-megakaryoblastic leukemia (translocation) 1

## All Photos (6)

Product No.	Clonality	Application	Species Reactivity	Citations	SDS
<a href="#">HPA030782</a>	polyclonal	IF, IHC	human	16	 <a href="#">View</a>



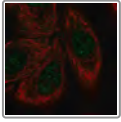
### Anti-MKLN1 antibody produced in rabbit

**Synonym(s):** Anti-Muskelin

## All Photos (2)

Product No.	Clonality	Application	Species Reactivity	Citations	SDS
<a href="#">HPA041810</a>	polyclonal	IF	human		<a href="#">View</a>
<a href="#">HPA022817</a>	polyclonal	IHC	human	3	<a href="#">View</a>

Product No.	Clonality	Application	Species Reactivity	Citations	SDS
-------------	-----------	-------------	--------------------	-----------	-----



### Anti-MKKNK1 antibody produced in rabbit

[All Photos](#) (1)


Product No.	Clonality	Application	Species Reactivity	Citations	SDS
<a href="#">HPA071293</a>	polyclonal	IF	human		<a href="#">View</a>

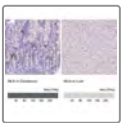


### Anti-MKKNK2 antibody produced in rabbit

**Synonym(s):** GPRK7, MNK2, Anti-MAP kinase signal-integrating kinase 2, Anti-MAP kinase-interacting serine/threonine-protein kinase 2, Anti-Mnk2


[All Photos](#) (3)

Product No.	Clonality	Application	Species Reactivity	Citations	SDS
<a href="#">HPA070499</a>	polyclonal	IF	human		<a href="#">View</a>
<a href="#">HPA021875</a>	polyclonal	IHC	human	3	 <a href="#">View</a>



### Anti-MLN antibody produced in rabbit

[All Photos](#) (3)

Product No.	Clonality	Application	Species Reactivity	Citations	SDS
<a href="#">HPA069392</a>	polyclonal	IHC	human	1	 <a href="#">View</a>

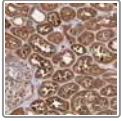
**All**

### Anti-MLPH antibody produced in rabbit

**Photos** (1)

**Synonym(s):** Anti-Exophilin-3, Anti-Melanophilin, Anti-SlaC2-a, Anti-Slp homolog lacking C2 domains a, Anti-Synaptotagmin-like protein 2a

Product No.	Clonality	Application	Species Reactivity	Citations	SDS
<a href="#">HPA014685</a>	polyclonal	IHC	human	8	<a href="#">View</a>

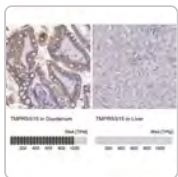


### Anti-MLST8 antibody produced in rabbit

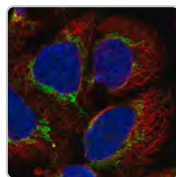
**Synonym(s):** Anti-GBL, Anti-GbetaL, Anti-Lst8, Anti-Pop3

**All Photos** (3)

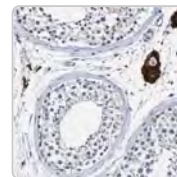
Product No.	Clonality	Application	Species Reactivity	Citations	SDS
<a href="#">HPA041841</a>	polyclonal	IF, IHC	human	1	<a href="#">View</a>



Sigma-Aldrich  
**HPA072934**  
Anti-TMPRSS15



Sigma-Aldrich  
**HPA061396**  
Anti-AARS2  
antibody...

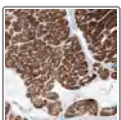


Sigma-Aldrich  
**HPA010972**  
Anti-VMA21  
antibody...

[View Price and Availability](#)

[View Price and Availability](#)

[View Price and Availability](#)



### Anti-MLYCD antibody produced in rabbit

**Synonym(s):** Anti-KIAA0186, Anti-MCD, Anti-PSF1, Anti-hMCD, Anti-malonyl-CoA decarboxylase

**All Photos** (2)

Product No.	Clonality	Application	Species Reactivity	Citations	SDS
<a href="#">HPA031625</a>	polyclonal	IHC	human		<a href="#">View</a>

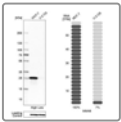


### Anti-MMAA antibody produced in rabbit

**Synonym(s):** Anti-CbIA, Anti-Methylmalonic aciduria (cobalamin deficiency) cbIA type


[All Photos](#) (2)

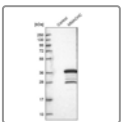
Product No.	Clonality	Application	Species Reactivity	Citations	SDS
<a href="#">HPA037361</a>	polyclonal	IF, IHC	human		<a href="#">View</a>



### Anti-MMAB antibody produced in rabbit

[All Photos](#) (6)




Product No.	Clonality	Application	Species Reactivity	Citations	SDS
<a href="#">HPA039017</a>	polyclonal	IF, IHC	human	6	 <a href="#">View</a>

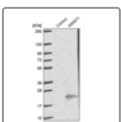


### Anti-MMACHC antibody produced in rabbit

**Synonym(s):** Anti-DKFZP564I122, Anti-cbIC, Anti-methylmalonic aciduria (cobalamin deficiency) cbIC type, with homocystinuria


[All Photos](#) (6)

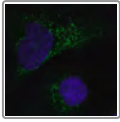
Product No.	Clonality	Application	Species Reactivity	Citations	SDS
<a href="#">HPA027402</a>	polyclonal	IHC	human		 <a href="#">View</a>
<a href="#">HPA027394</a>	polyclonal	IHC	human		 <a href="#">View</a>
<a href="#">HPA027399</a>	polyclonal	IHC	human		 <a href="#">View</a>



### Anti-MMGT1 antibody produced in rabbit

[All Photos](#) (5)

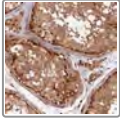
Product No.	Clonality	Application	Species Reactivity	Citations	SDS
<a href="#">HPA032037</a>	polyclonal	IHC	human	1	 <a href="#">View</a>



## Anti-MMP1 antibody produced in rabbit

[All Photos](#) (2)

Product No.	Clonality	Application	Species Reactivity	Citations	SDS
<a href="#">HPA004920</a>	polyclonal	IF	human		<a href="#">View</a>

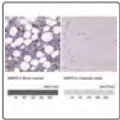


## Anti-MMP15 antibody produced in rabbit

**Synonym(s):** Anti-MT2-MMP, Anti-MTMMP2, Anti-SMCP-2

[All Photos](#) (1)


Product No.	Clonality	Application	Species Reactivity	Citations	SDS
<a href="#">HPA040390</a>	polyclonal	IHC	human		<a href="#">View</a>

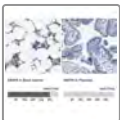


## Anti-MMP9 antibody produced in rabbit

**Synonym(s):** Anti-CLG4B

[All Photos](#) (5)


Product No.	Clonality	Application	Species Reactivity	Citations	SDS
<a href="#">HPA063909</a>	polyclonal	IHC	human		 <a href="#">View</a>

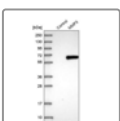


## Anti-MMP8 antibody produced in rabbit

**Synonym(s):** Anti-MMP-8, Anti-Matrix metalloproteinase-8, Anti-Neutrophil collagenase, Anti-PMNL collagenase, Anti-PMNL-CL

[All Photos](#) (4)


Product No.	Clonality	Application	Species Reactivity	Citations	SDS
<a href="#">HPA021221</a>	polyclonal	IHC	human	4	<a href="#">View</a>
<a href="#">HPA022935</a>	polyclonal	IHC	human	4	 <a href="#">View</a>



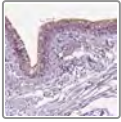
## Anti-MMP3 antibody produced in rabbit

**Synonym(s):** Anti-MMP-3 antibody produced in rabbit, Anti-Matrix metalloproteinase-3 antibody produced in rabbit, Anti-SL-1 antibody produced in rabbit, Anti-Stromelysin-1 precursor antibody produced in rabbit, Anti-Transin-1 antibody produced in rabbit

[All Photos](#) (3)

Product No.	Clonality	Application	Species Reactivity	Citations	SDS
<a href="#">HPA007875</a>	polyclonal	IHC	human	5	 <a href="#">View</a>

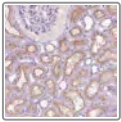




### Anti-MMP27 antibody produced in rabbit

[All Photos](#) (1)

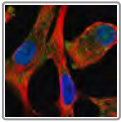
Product No.	Clonality	Application	Species Reactivity	Citations	SDS
<a href="#">HPA069097</a>	polyclonal	IHC	human		<a href="#">View</a>



### Anti-MMP11 antibody produced in rabbit

[All Photos](#) (1)

Product No.	Clonality	Application	Species Reactivity	Citations	SDS
<a href="#">HPA068864</a>	polyclonal	IHC	human		<a href="#">View</a>



### Anti-MMP7 antibody produced in rabbit

[All Photos](#) (1)

Product No.	Clonality	Application	Species Reactivity	Citations	SDS
<a href="#">HPA051358</a>	polyclonal	IF	human		<a href="#">View</a>

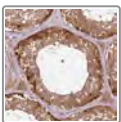


### Anti-MMRN2 antibody produced in rabbit

**Synonym(s):** Anti-EMILIN-3, Anti-Elastin microfibril interface located protein 3, Anti-Elastin microfibril interfacier 3, Anti-EndoGlyx-1 p125/p140 subunit, Anti-Multimerin-2

[All Photos](#) (4)

Product No.	Clonality	Application	Species Reactivity	Citations	SDS
<a href="#">HPA020741</a>	polyclonal	IF, IHC	human	2	<a href="#">View</a>

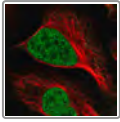


### Anti-MMS19 antibody produced in rabbit

**Synonym(s):** Anti-MET18, Anti-MMS19 nucleotide excision repair homolog (*S. cerevisiae*), Anti-MMS19L, Anti-hMMS19

[All Photos](#) (7)

Product No.	Clonality	Application	Species Reactivity	Citations	SDS
<a href="#">HPA051936</a>	polyclonal	IF	human		<a href="#">View</a>
<a href="#">HPA056299</a>	polyclonal	IF, IHC	human		<a href="#">View</a>



## Anti-MNAT1 antibody produced in rabbit

[All Photos](#) (1)

Product No.	Clonality	Application	Species Reactivity	Citations	SDS
<a href="#">HPA001154</a>	polyclonal	IF	human		<a href="#">View</a>

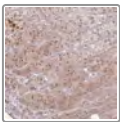


## Anti-MOB4 antibody produced in rabbit

**Synonym(s):** Anti-2C4D, Anti-CGI-95, Anti-DKFZP564M112, Anti-MOB family member 4, phocein, Anti-MOB3, Anti-MOBKL3, Anti-PHOCN, Anti-PREI3

[All Photos](#) (1)

Product No.	Clonality	Application	Species Reactivity	Citations	SDS
<a href="#">HPA044125</a>	polyclonal	IHC	human	2	<a href="#">View</a>

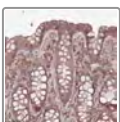


## Anti-MOB1A antibody produced in rabbit

**Synonym(s):** Anti-C2orf6, Anti-FLJ10788, Anti-FLJ11595, Anti-MOB1, Anti-MOBK1B, Anti-Mats1

[All Photos](#) (2)

Product No.	Clonality	Application	Species Reactivity	Citations	SDS
<a href="#">HPA071690</a>	polyclonal	IF	human		<a href="#">View</a>
<a href="#">HPA047088</a>	polyclonal	IHC	human		<a href="#">View</a>




## Anti-MOCS3 antibody produced in rabbit

**Synonym(s):** Anti-UBA4, Anti-dJ914P20.3, Anti-molybdenum cofactor synthesis 3

[All Photos](#) (1)



Product No.	Clonality	Application	Species Reactivity	Citations	SDS
<a href="#">HPA027556</a>	polyclonal	IHC	human		<a href="#">View</a>



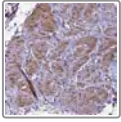
## Anti-MOCS2 antibody produced in rabbit

**Synonym(s):** Anti-MOCO1, Anti-Molybdenum cofactor synthesis 2

[All Photos](#) (5)

Product No.	Clonality	Application	Species Reactivity	Citations	SDS
<a href="#">HPA037679</a>	polyclonal	IHC	human		<a href="#">View</a>
<a href="#">HPA037680</a>	polyclonal	IF, IHC	human		<a href="#">View</a>

Product No.	Clonality	Application	Species Reactivity	Citations	SDS
-------------	-----------	-------------	--------------------	-----------	-----

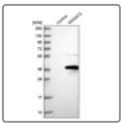


### Anti-MOCOS1 antibody produced in rabbit

**Synonym(s):** Anti-MOCOD, Anti-Molybdenum Cofactor Synthesis 1

[All Photos](#) (6)


Product No.	Clonality	Application	Species Reactivity	Citations	SDS
<a href="#">HPA075505</a>	polyclonal	IF	human		<a href="#">View</a>
<a href="#">HPA058177</a>	polyclonal	IHC	human		<a href="#">View</a>
<a href="#">HPA045783</a>	polyclonal	IF, IHC	human		<a href="#">View</a>



### Anti-MOGAT2 antibody produced in rabbit

**Synonym(s):** Anti-DGAT2L5, Anti-FLJ22644, Anti-MGAT2, Anti-PRK2, Anti-PRKCL2, Anti-Pak-2, Anti-monoacylglycerol O-acyltransferase 2

[All Photos](#) (4)

Product No.	Clonality	Application	Species Reactivity	Citations	SDS
<a href="#">HPA028834</a>	polyclonal	IHC	human		<a href="#">View</a>

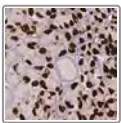


### Anti-MOGAT1 antibody produced in rabbit

**Synonym(s):** Anti-DGAT2L, Anti-DGAT2L1, Anti-MGAT1, Anti-monoacylglycerol O-acyltransferase 1

[All Photos](#) (1)

Product No.	Clonality	Application	Species Reactivity	Citations	SDS
<a href="#">HPA049944</a>	polyclonal	IHC	human		<a href="#">View</a>

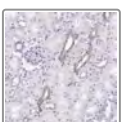


### Anti-MON2 antibody produced in rabbit

**Synonym(s):** Anti-KIAA1040, Anti-MON2 homolog (*S. cerevisiae*)

[All Photos](#) (3)

Product No.	Clonality	Application	Species Reactivity	Citations	SDS
<a href="#">HPA038697</a>	polyclonal	IF, IHC	human		<a href="#">View</a>
<a href="#">HPA057607</a>	polyclonal	IHC	human		<a href="#">View</a>




### Anti-MON1A antibody produced in rabbit

**Synonym(s):** Anti-MGC13272, Anti-SAND1

[All Photos](#) (3)


Product No.	Clonality	Application	Species Reactivity	Citations	SDS
<a href="#">HPA058032</a>	polyclonal	IF, IHC	human		<a href="#">View</a>
<a href="#">HPA053752</a>	polyclonal	IHC	human		<a href="#">View</a>

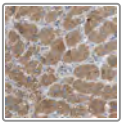


### Anti-MOS antibody produced in rabbit

**Synonym(s):** Anti-V-mos moloney murine sarcoma viral oncogene homolog

[All Photos](#) (2)

Product No.	Clonality	Application	Species Reactivity	Citations	SDS
<a href="#">HPA040424</a>	polyclonal	IHC	human		 <a href="#">View</a>




### Anti-MPDU1 antibody produced in rabbit

**Synonym(s):** Anti-Mannose-P-dolichol utilization defect 1 protein, Anti-SL15, Anti-Suppressor of Lec15 and Lec35 glycosylation mutation homolog

[All Photos](#) (4)

Product No.	Clonality	Application	Species Reactivity	Citations	SDS
<a href="#">HPA014845</a>	polyclonal	IF, IHC	rat, human, mouse	3	<a href="#">View</a>



### Anti-MPDZ antibody produced in rabbit

**Synonym(s):** Anti-Multi-PDZ domain protein 1, Anti-Multiple PDZ domain protein

[All Photos](#) (2)

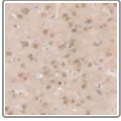
Product No.	Clonality	Application	Species Reactivity	Citations	SDS
<a href="#">HPA026686</a>	polyclonal	IHC	human		<a href="#">View</a>
<a href="#">HPA020255</a>	polyclonal	IHC	human	5	<a href="#">View</a>

**All Photos** (5)

**Anti-MPI antibody produced in rabbit**

**Synonym(s):** Anti-Mannose-6-phosphate isomerase, Anti-PMI, Anti-Phosphohexomutase, Anti-Phosphomannose isomerase


Product No.	Clonality	Application	Species Reactivity	Citations	SDS
<a href="#">HPA007200</a>	polyclonal	IHC	human	3	<a href="#">View</a>

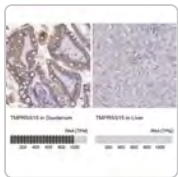


**Anti-MPP2 antibody produced in rabbit**

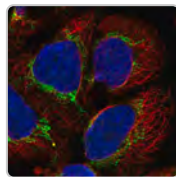
**Synonym(s):** Anti-Discs large homolog 2, Anti-MAGUK p55 subfamily member 2, Anti-Protein MPP2

**All Photos** (3)

Product No.	Clonality	Application	Species Reactivity	Citations	SDS
<a href="#">HPA026486</a>	polyclonal	IF, IHC	human		<a href="#">View</a>



Sigma-Aldrich  
**HPA072934**  
Anti-TMPRSS15



Sigma-Aldrich  
**HPA061396**  
Anti-AARS2  
antibody...

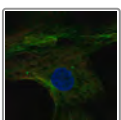


Sigma-Aldrich  
**HPA010972**  
Anti-VMA21  
antibody...

[View Price and Availability](#)

[View Price and Availability](#)

[View Price and Availability](#)

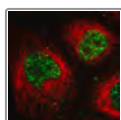


**Anti-MPP4 antibody produced in rabbit**

**Synonym(s):** DLG6

**All Photos** (1)

Product No.	Clonality	Application	Species Reactivity	Citations	SDS
<a href="#">HPA057393</a>	polyclonal	IF	human		<a href="#">View</a>



### Anti-MPP1 antibody produced in rabbit

[All Photos](#) (1)



Product No.	Clonality	Application	Species Reactivity	Citations	SDS
<a href="#">HPA000167</a>	polyclonal	IF	human		<a href="#">View</a>

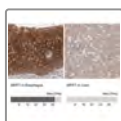


### Anti-MPP3 antibody produced in rabbit

**Synonym(s):** Anti-Discs large homolog 3, Anti-MAGUK p55 subfamily member 3, Anti-Protein MPP3

[All Photos](#) (9)


Product No.	Clonality	Application	Species Reactivity	Citations	SDS
<a href="#">HPA021818</a>	polyclonal	IF, IHC	human	2	 <a href="#">View</a>
<a href="#">HPA024742</a>	polyclonal	IF, IHC	human	3	 <a href="#">View</a>



### Anti-MPP7 antibody produced in rabbit

**Synonym(s):** Anti-FLJ32798, Anti-Membrane protein, palmitoylated 7 (MAGUK p55 subfamily member 7)

[All Photos](#) (4)



Product No.	Clonality	Application	Species Reactivity	Citations	SDS
<a href="#">HPA037597</a>	polyclonal	IF	human		<a href="#">View</a>
<a href="#">HPA037598</a>	polyclonal	IHC	human		 <a href="#">View</a>

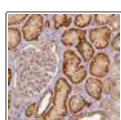


### Anti-MPP5 antibody produced in rabbit

**Synonym(s):** FLJ12615, PALS1, Anti-MAGUK p55 subfamily member 5 antibody produced in rabbit

[All Photos](#) (10)

Product No.	Clonality	Application	Species Reactivity	Citations	SDS
<a href="#">HPA063890</a>	polyclonal	IHC	human		 <a href="#">View</a>
<a href="#">HPA000993</a>	polyclonal	IHC	human	4	 <a href="#">View</a>



### Anti-M6PR antibody produced in rabbit

## All Photos (1)



Product No.	Clonality	Application	Species Reactivity	Citations	SDS
<a href="#">HPA040445</a>	polyclonal	IHC	human		<a href="#">View</a>

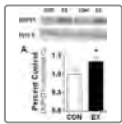


### Anti-MPRIP antibody produced in rabbit

**Synonym(s):** Anti-M-RIP, Anti-Myosin phosphatase Rho-interacting protein, Anti-RIP3, Anti-Rho-interacting protein 3, Anti-p116Rip

## All Photos (13)


Product No.	Clonality	Application	Species Reactivity	Citations	SDS
<a href="#">HPA022901</a>	polyclonal	IF, IHC	rat, human, mouse	4	 <a href="#">View</a>
<a href="#">HPA022034</a>	polyclonal	IHC	human	3	 <a href="#">View</a>

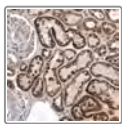


### Anti-MPST antibody produced in rabbit

**Synonym(s):** Anti-3-Mercaptopyruvate sulfurtransferase antibody produced in rabbit, Anti-MST antibody produced in rabbit

## All Photos (5)

Product No.	Clonality	Application	Species Reactivity	Citations	SDS
<a href="#">HPA001240</a>	polyclonal	IF, IHC	human	24	 <a href="#">View</a>




### Anti-MPZL1 antibody produced in rabbit

**Synonym(s):** Anti-FLJ21047, Anti-PZR, Anti-myelin protein zero-like 1

## All Photos (2)

Product No.	Clonality	Application	Species Reactivity	Citations	SDS
<a href="#">HPA063538</a>	polyclonal	IF	human		<a href="#">View</a>
<a href="#">HPA026966</a>	polyclonal	IHC	human		<a href="#">View</a>



### Anti-MRAP antibody produced in rabbit

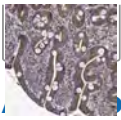
**Synonym(s):** Anti-B27, Anti-C21orf61, Anti-FALP, Anti-melanocortin 2 receptor accessory protein

## All Photos (1)

Product No.	Clonality	Application	Species Reactivity	Citations	SDS
<a href="#">HPA011024</a>	polyclonal	IHC	human	7	<a href="#">View</a>



### Anti-MRGPRD antibody produced in rabbit



**Synonym(s):** Anti-Hek11, Anti-MAS-related GPR, member D, Anti-mrgD

[Photos](#) (1)

Product No.	Clonality	Application	Species Reactivity	Citations	SDS
<a href="#">HPA031346</a>	polyclonal	IHC	human	1	<a href="#">View</a>

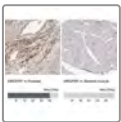


### Anti-MRGPRE antibody produced in rabbit

**Synonym(s):** Anti-GPR167, Anti-MAS-Related GPR, Member E, Anti-MrgE

[All Photos](#) (1)

Product No.	Clonality	Application	Species Reactivity	Citations	SDS
<a href="#">HPA046556</a>	polyclonal	IHC	human		<a href="#">View</a>

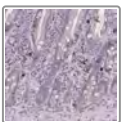


### Anti-MRGPRF antibody produced in rabbit

**Synonym(s):** Anti-GPR140, Anti-GPR168, Anti-MAS-related GPR, member F, Anti-MGC21621, Anti-TID1, Anti-hTid-1, Anti-mrgF

[All Photos](#) (7)

Product No.	Clonality	Application	Species Reactivity	Citations	SDS
<a href="#">HPA028811</a>	polyclonal	IF, IHC	human		<a href="#">View</a>

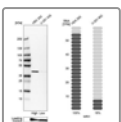


### Anti-MRGPRX2 antibody produced in rabbit

**Synonym(s):** Anti-MRGX2

[All Photos](#) (4)

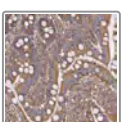
Product No.	Clonality	Application	Species Reactivity	Citations	SDS
<a href="#">HPA055220</a>	polyclonal	IHC	human	1	<a href="#">View</a>



### Anti-MRI1 antibody produced in rabbit

[All Photos](#) (4)

Product No.	Clonality	Application	Species Reactivity	Citations	SDS
<a href="#">HPA042744</a>	polyclonal	IF, IHC	human		<a href="#">View</a>



### Anti-MRPL48 antibody produced in rabbit

**Synonym(s):** Anti-CGI-118, Anti-mitochondrial ribosomal protein L48

[All Photos](#) (2)



Product No.	Clonality	Application	Species Reactivity	Citations	SDS
<a href="#">HPA040241</a>	polyclonal	IHC	human		<a href="#">View</a>
<a href="#">HPA040864</a>	polyclonal	IHC	human		<a href="#">View</a>

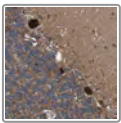


### Anti-MRPL4 antibody produced in rabbit

**Synonym(s):** Anti-CGI-28, Anti-mitochondrial ribosomal protein L4

[All Photos](#) (3)

Product No.	Clonality	Application	Species Reactivity	Citations	SDS
<a href="#">HPA051261</a>	polyclonal	IF, IHC	human	1	<a href="#">View</a>



### Anti-MRPL27 antibody produced in rabbit

**Synonym(s):** Anti-39S ribosomal protein L27, mitochondrial, Anti-L27mt, Anti-MRP-L27

[All Photos](#) (1)

Product No.	Clonality	Application	Species Reactivity	Citations	SDS
<a href="#">HPA021416</a>	polyclonal	IHC	human	2	<a href="#">View</a>




### Anti-MRPL45 antibody produced in rabbit

**Synonym(s):** Anti-39S ribosomal protein L45, mitochondrial, Anti-L45mt, Anti-MRP-L45

[All Photos](#) (14)

Product No.	Clonality	Application	Species Reactivity	Citations	EV	SDS
<a href="#">HPA023373</a>	polyclonal	IF, IHC	human	3		<a href="#">View</a>
<a href="#">HPA023385</a>	polyclonal	IF, IHC	human	2		<a href="#">View</a>



### Anti-MRPS10 antibody produced in rabbit

**Synonym(s):** Anti-FLJ10567, Anti-mitochondrial ribosomal protein S10

[All Photos](#) (7)

Product No.	Clonality	Application	Species Reactivity	Citations	EV	SDS
<a href="#">HPA029133</a>	polyclonal	IHC	human			<a href="#">View</a>
<a href="#">HPA029134</a>	polyclonal	IHC	human	2		<a href="#">View</a>



### Anti-MRS2 antibody produced in rabbit

**Synonym(s):** Anti-MRS2L

## All Photos (5)

Product No.	Clonality	Application	Species Reactivity	Citations	SDS
<a href="#">HPA017642</a>	polyclonal	IHC	human	1	<a href="#">View</a>

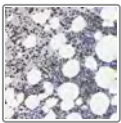


### Anti-MRVI1 antibody produced in rabbit

**Synonym(s):** Anti-JAW1-related protein isoform b antibody produced in rabbit

## All Photos (5)

Product No.	Clonality	Application	Species Reactivity	Citations	SDS
<a href="#">HPA008704</a>	polyclonal	IF, IHC	human	3	<a href="#">View</a>

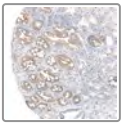


### Anti-MS4A3 antibody produced in rabbit

**Synonym(s):** Anti-CD20 antigen-like protein, Anti-HTm4, Anti-Hematopoietic-specific transmembrane 4 protein, Anti-Membrane-spanning 4-domains subfamily A member 3

## All Photos (1)

Product No.	Clonality	Application	Species Reactivity	Citations	SDS
<a href="#">HPA019210</a>	polyclonal	IHC	human	5	<a href="#">View</a>

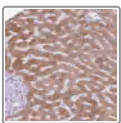


### Anti-MS4A6A antibody produced in rabbit

**Synonym(s):** Anti-CD20L3, Anti-MS4A6, Anti-membrane-spanning 4-domains, subfamily A, member 6A

## All Photos (4)

Product No.	Clonality	Application	Species Reactivity	Citations	SDS
<a href="#">HPA011391</a>	polyclonal	IHC	human	3	<a href="#">View</a>

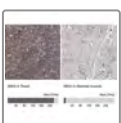


### Anti-MSMO1 antibody produced in rabbit

**Synonym(s):** Anti-DESP4, Anti-ERG25, Anti-SC4MOL

## All Photos (1)



Product No.	Clonality	Application	Species Reactivity	Citations	SDS
<a href="#">HPA056127</a>	polyclonal	IHC	human		<a href="#">View</a>

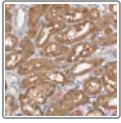


### Anti-MSN antibody produced in rabbit

**Synonym(s):** Anti-Membrane-organizing extension spike protein, Anti-Moesin

## All Photos (15)

Product No.	Clonality	Application	Species Reactivity	Citations	SDS
<a href="#">HPA011135</a>	polyclonal	IF, IHC	human, mouse, rat	7	 <a href="#">View</a>
<a href="#">HPA011227</a>	polyclonal	IHC	rat, human, mouse	6	 <a href="#">View</a>



### Anti-MSRA antibody produced in rabbit

**Synonym(s):** Anti-PMSR, Anti-Peptide Met(O), Anti-Peptide methionine sulfoxide reductase, Anti-Peptide-methionine (S), Anti-Protein-methionine-S-oxide reductase

#### All Photos (7)

Product No.	Clonality	Application	Species Reactivity	Citations	SDS
<a href="#">HPA053069</a>	polyclonal	IF	human	1	<a href="#">View</a>
<a href="#">HPA023804</a>	polyclonal	IF, IHC	human		<a href="#">View</a>



### Anti-MSRB3 antibody produced in rabbit

**Synonym(s):** Anti-Methionine-R-sulfoxide reductase B3, mitochondrial precursor, Anti-MsrB3


#### All Photos (5)

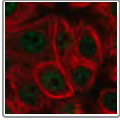
Product No.	Clonality	Application	Species Reactivity	Citations	SDS
<a href="#">HPA014432</a>	polyclonal	IHC	human	4	<a href="#">View</a>

**All  
Photos** (4)

**Anti-MSRB2 antibody produced in rabbit**

**Synonym(s):** Anti-CBS-1, Anti-CBS1, Anti-CGI-131, Anti-MSRB, Anti-PILB, Anti-methionine sulfoxide reductase B2

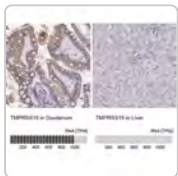
Product No.	Clonality	Application	Species Reactivity	Citations	SDS
<a href="#">HPA027933</a>	polyclonal	IHC	human		<a href="#">View</a>



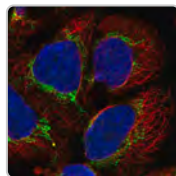
**Anti-MSRB1 antibody produced in rabbit**

**All Photos** (2)

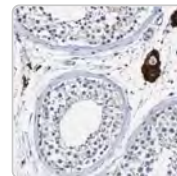
Product No.	Clonality	Application	Species Reactivity	Citations	SDS
<a href="#">HPA069557</a>	polyclonal	IF	human	1	<a href="#">View</a>
<a href="#">HPA043463</a>	polyclonal	IF	human		<a href="#">View</a>



Sigma-Aldrich  
**HPA072934**  
Anti-TMPRSS15



Sigma-Aldrich  
**HPA061396**  
Anti-AARS2  
antibody...

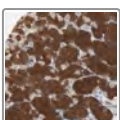


Sigma-Aldrich  
**HPA010972**  
Anti-VMA21  
antibody...

[View Price and Availability](#)

[View Price and Availability](#)


[View Price and Availability](#)



**Anti-MSTO1 antibody produced in rabbit**

## All Photos (3)



Product No.	Clonality	Application	Species Reactivity	Citations	SDS
<a href="#">HPA005899</a>	polyclonal	IHC	human		<a href="#">View</a>
<a href="#">HPA005914</a>	polyclonal	IHC	human		<a href="#">View</a>




### Anti-MST1R antibody produced in rabbit

**Synonym(s):** Anti-CD136 antigen antibody produced in rabbit, Anti-CDw136 antibody produced in rabbit, Anti-MSP receptor antibody produced in rabbit, Anti-Macrophage-stimulating protein receptor precursor antibody produced in rabbit, Anti-p185-Ron antibody produced in rabbit

## All Photos (11)

Product No.	Clonality	Application	Species Reactivity	Citations	SDS
<a href="#">HPA007657</a>	polyclonal	IHC	human	3	 <a href="#">View</a>
<a href="#">HPA008180</a>	polyclonal	IF, IHC	human	4	 <a href="#">View</a>



### Anti-MT-CO1 antibody produced in rabbit

## All Photos (4)



Product No.	Clonality	Application	Species Reactivity	Citations	SDS
<a href="#">HPA069328</a>	polyclonal	IHC	human	6	<a href="#">View</a>

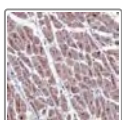


### Anti-MT-CO2 antibody produced in rabbit

**Synonym(s):** Anti-CO2, Anti-COX2, Anti-MTCO2

## All Photos (12)

Product No.	Clonality	Application	Species Reactivity	Citations	SDS
<a href="#">HPA054758</a>	polyclonal	IHC	human		 <a href="#">View</a>
<a href="#">HPA051505</a>	polyclonal	IHC	human		 <a href="#">View</a>

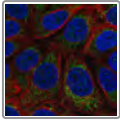


### Anti-MT-CO3 antibody produced in rabbit

**Synonym(s):** Anti-Co3, Anti-Coiii, Anti-Cox3, Anti-Mitochondrially encoded cytochrome c oxidase iii, Anti-Mtco3

## All Photos (6)

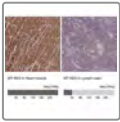
Product No.	Clonality	Application	Species Reactivity	Citations	SDS
<a href="#">HPA042788</a>	polyclonal	IF, IHC	human	2	<a href="#">View</a>



### Anti-MT-CYB antibody produced in rabbit

[All Photos](#) (1)


Product No.	Clonality	Application	Species Reactivity	Citations	SDS
<a href="#">HPA068400</a>	polyclonal	IF	human		<a href="#">View</a>

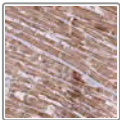


### Anti-MT-ND3 antibody produced in rabbit

**Synonym(s):** Anti-MTND3, Anti-NAD3, Anti-ND3

[All Photos](#) (4)

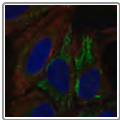
Product No.	Clonality	Application	Species Reactivity	Citations	SDS
<a href="#">HPA063296</a>	polyclonal	IF, IHC	human		<a href="#">View</a>



### Anti-MT-ND4 antibody produced in rabbit

[All Photos](#) (5)

Product No.	Clonality	Application	Species Reactivity	Citations	SDS
<a href="#">HPA053928</a>	polyclonal	IHC	human	1	<a href="#">View</a>



### Anti-MT-ND4L antibody produced in rabbit

[All Photos](#) (1)

Product No.	Clonality	Application	Species Reactivity	Citations	SDS
<a href="#">HPA075648</a>	polyclonal	IF	human		<a href="#">View</a>

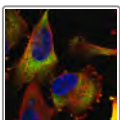


### Anti-MTA3 antibody produced in rabbit

**Synonym(s):** Anti-Kiaa1266, Anti-Metastasis associated 1 family, member 3

[All Photos](#) (2)

Product No.	Clonality	Application	Species Reactivity	Citations	SDS
<a href="#">HPA039433</a>	polyclonal	IF, IHC	human		<a href="#">View</a>



### Anti-MTAP antibody produced in rabbit

## All Photos (2)

Product No.	Clonality	Application	Species Reactivity	Citations	SDS
<a href="#">HPA046915</a>	polyclonal	IF	human		<a href="#">View</a>



### Anti-MTCH1 antibody produced in rabbit

## All Photos (1)


Product No.	Clonality	Application	Species Reactivity	Citations	SDS
<a href="#">HPA015971</a>	polyclonal	IHC	human	5	<a href="#">View</a>



### Anti-MTCH2 antibody produced in rabbit

## All Photos (1)



Product No.	Clonality	Application	Species Reactivity	Citations	SDS
<a href="#">HPA038390</a>	polyclonal	IHC	human		<a href="#">View</a>

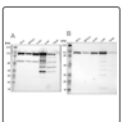


### Anti-MTDH antibody produced in rabbit

**Synonym(s):** Anti-3D3/lyric antibody produced in rabbit, Anti-AEG-1 antibody produced in rabbit, Anti-Astrocyte elevated gene-1 protein antibody produced in rabbit, Anti-Lysine-rich CEACAM1 co-isolated protein antibody produced in rabbit, Anti-Metadherin antibody produced in rabbit, Anti-Metastasis adhesion protein antibody produced in rabbit, Anti-Protein LYRIC antibody produced in rabbit

## All Photos (10)


Product No.	Clonality	Application	Species Reactivity	Citations	SDS
<a href="#">HPA015104</a>	polyclonal	IF, IHC	human	6	 <a href="#">View</a>
<a href="#">HPA010932</a>	polyclonal	IF, IHC	mouse, rat, human	5	 <a href="#">View</a>




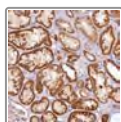
### Anti-MTHFD1 antibody produced in rabbit

**Synonym(s):** Anti-C1-THF synthase antibody produced in rabbit, Anti-C1-Tetrahydrofolate synthase, cytoplasmic antibody produced in rabbit

## All Photos (14)

Product No.	Clonality	Application	Species Reactivity	Citations	SDS
<a href="#">HPA015006</a>	polyclonal	IHC	human, mouse, rat	3	<a href="#">View</a>
<a href="#">HPA000704</a>	polyclonal	IHC	rat, human, mouse	3	 <a href="#">View</a>
<a href="#">HPA050052</a>	polyclonal	IHC	human		<a href="#">View</a>

Product No.	Clonality	Application	Species Reactivity	Citations	SDS
<a href="#">HPA001290</a>	polyclonal	IHC	human	1	 <a href="#">View</a>



### Anti-MTHFD2 antibody produced in rabbit

[All Photos](#) (1)

Product No.	Clonality	Application	Species Reactivity	Citations	SDS
<a href="#">HPA049657</a>	polyclonal	IHC	human	1	<a href="#">View</a>

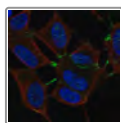


### Anti-MTHFD2L antibody produced in rabbit

**Synonym(s):** Anti-MGC72244, Anti-methylenetetrahydrofolate dehydrogenase (NADP+ dependent) 2-like

[All Photos](#) (3)


Product No.	Clonality	Application	Species Reactivity	Citations	SDS
<a href="#">HPA035434</a>	polyclonal	IHC	human	4	<a href="#">View</a>



### Anti-MTHFR antibody produced in rabbit

[All Photos](#) (1)

Product No.	Clonality	Application	Species Reactivity	Citations	SDS
<a href="#">HPA063389</a>	polyclonal	IF	human		<a href="#">View</a>

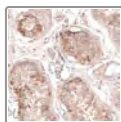


### Anti-MTHFS antibody produced in rabbit

**Synonym(s):** Anti-5,10-Methenyl-tetrahydrofolate synthetase antibody produced in rabbit, Anti-5-Formyltetrahydrofolate cyclo-ligase antibody produced in rabbit, Anti-Methenyl-THF synthetase antibody produced in rabbit

[All Photos](#) (5)

Product No.	Clonality	Application	Species Reactivity	Citations	SDS
<a href="#">HPA054177</a>	polyclonal	IF, IHC	human		<a href="#">View</a>
<a href="#">HPA008067</a>	polyclonal	IHC	human	3	<a href="#">View</a>



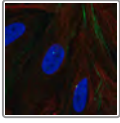
### Anti-MTM1 antibody produced in rabbit

**Synonym(s):** Anti-Myotubularin antibody produced in rabbit

[All Photos](#) (7)



Product No.	Clonality	Application	Species Reactivity	Citations	SDS
<a href="#">HPA010665</a>	polyclonal	IHC	human	3	<a href="#">View</a>
<a href="#">HPA010008</a>	polyclonal	IF, IHC	human	4	<a href="#">View</a>



### Anti-MTMR9 antibody produced in rabbit

[All Photos](#) (2)

Product No.	Clonality	Application	Species Reactivity	Citations	SDS
<a href="#">HPA070944</a>	polyclonal	IF	human		<a href="#">View</a>

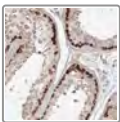


### Anti-MTMR10 antibody produced in rabbit

**Synonym(s):** Anti-FLJ20313, Anti-myotubularin related protein 10

[All Photos](#) (2)

Product No.	Clonality	Application	Species Reactivity	Citations	SDS
<a href="#">HPA006081</a>	polyclonal	IF, IHC	human		<a href="#">View</a>



### Anti-MTMR3 antibody produced in rabbit

**Synonym(s):** Anti-FYVE-DSP1, Anti-KIAA0371, Anti-Myotubularin related protein 3, Anti-ZFYVE10

[All Photos](#) (2)

Product No.	Clonality	Application	Species Reactivity	Citations	SDS
<a href="#">HPA034515</a>	polyclonal	IHC	human		<a href="#">View</a>
<a href="#">HPA034516</a>	polyclonal	IHC	human		<a href="#">View</a>

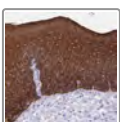


### Anti-MTMR1 antibody produced in rabbit

**Synonym(s):** Anti-Myotubularin-related protein 1

[All Photos](#) (2)

Product No.	Clonality	Application	Species Reactivity	Citations	SDS
<a href="#">HPA018502</a>	polyclonal	IHC	human	3	<a href="#">View</a>

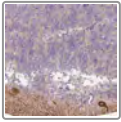


### Anti-MTMR2 antibody produced in rabbit

**Synonym(s):** Anti-CMT4B, Anti-KIAA1073

[All Photos](#) (2)

Product No.	Clonality	Application	Species Reactivity	Citations	SDS
<a href="#">HPA049831</a>	polyclonal	IF, IHC	human		<a href="#">View</a>

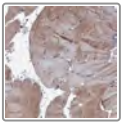


### Anti-MTMR14 antibody produced in rabbit

**Synonym(s):** Anti-C3orf29, Anti-FLJ22405, Anti-FLJ90311, Anti-hEDTP, Anti-hJumpy

[All Photos](#) (1)

Product No.	Clonality	Application	Species Reactivity	Citations	SDS
<a href="#">HPA054063</a>	polyclonal	IHC	human		<a href="#">View</a>



### Anti-MTRR antibody produced in rabbit

**Synonym(s):** Anti-5-methyltetrahydrofolate-homocysteine methyltransferase reductase, Anti-CblE

[All Photos](#) (1)

Product No.	Clonality	Application	Species Reactivity	Citations	SDS
<a href="#">HPA038113</a>	polyclonal	IHC	human		<a href="#">View</a>



### Anti-MTSS1 antibody produced in rabbit

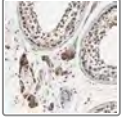
[All Photos](#) (2)

Product No.	Clonality	Application	Species Reactivity	Citations	SDS
<a href="#">HPA075540</a>	polyclonal	IHC	human		<a href="#">View</a>

**All Photos** (4) **Anti-MTTP antibody produced in rabbit**

**Synonym(s):** Anti-ABL, Anti-MTP, Anti-microsomal triglyceride transfer protein


Product No.	Clonality	Application	Species Reactivity	Citations	SDS
<a href="#">HPA054862</a>	polyclonal	IHC	human		<a href="#">View</a>



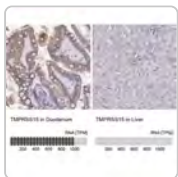
**Anti-MTX1 antibody produced in rabbit**

**Synonym(s):** Anti-Metaxin-1

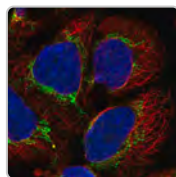
**All Photos** (6)

Product No.	Clonality	Application	Species Reactivity	Citations	SDS
<a href="#">HPA011543</a>	polyclonal	IF, IHC	human	4	 <a href="#">View</a>

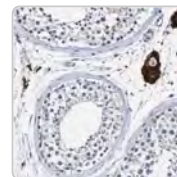
**Recommended Products**



Sigma-Aldrich  
**HPA072934**  
Anti-TMPRSS15



Sigma-Aldrich  
**HPA061396**  
Anti-AARS2  
antibody...

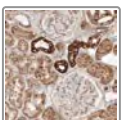


Sigma-Aldrich  
**HPA010972**  
Anti-VMA21  
antibody...

[View Price and Availability](#)

[View Price and Availability](#)

[View Price and Availability](#)



**Anti-MTX2 antibody produced in rabbit**

**Synonym(s):** Anti-Metaxin 2, Anti-metaxin 2

**All Photos** (10)

Product No.	Clonality	Application	Species Reactivity	Citations	SDS
<a href="#">HPA031552</a>	polyclonal	IHC	human		<a href="#">View</a>
<a href="#">HPA031550</a>	polyclonal	IF, IHC	human		<a href="#">View</a>
<a href="#">HPA031551</a>	polyclonal	IHC	human	1	<a href="#">View</a>

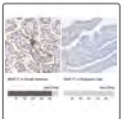


### Anti-MTX3 antibody produced in rabbit

**Synonym(s):** Anti-metaxin 3

[All Photos](#) (2)


Product No.	Clonality	Application	Species Reactivity	Citations	SDS
<a href="#">HPA062061</a>	polyclonal	IF	human		<a href="#">View</a>
<a href="#">HPA047858</a>	polyclonal	IHC	human		<a href="#">View</a>

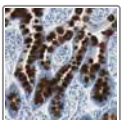


### Anti-MUC17 antibody produced in rabbit

**Synonym(s):** Anti-GYF2, Anti-KIAA0642, Anti-PARK11, Anti-PERQ2, Anti-PERQ3, Anti-TNRC15, Anti-mucin 17, cell surface associated

[All Photos](#) (5)

Product No.	Clonality	Application	Species Reactivity	Citations	SDS
<a href="#">HPA031634</a>	polyclonal	IHC	human	1	 <a href="#">View</a>

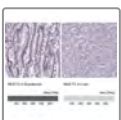


### Anti-MUC4 antibody produced in rabbit

**Synonym(s):** Anti-ASGP antibody produced in rabbit, Anti-Ascites sialoglycoprotein antibody produced in rabbit, Anti-Mucin-4 precursor antibody produced in rabbit, Anti-Pancreatic adenocarcinoma mucin antibody produced in rabbit, Anti-Testis mucin antibody produced in rabbit, Anti-Tracheobronchial mucin antibody produced in rabbit

[All Photos](#) (4)


Product No.	Clonality	Application	Species Reactivity	Citations	SDS
<a href="#">HPA005895</a>	polyclonal	IHC	human	4	<a href="#">View</a>



### Anti-MUC13 antibody produced in rabbit

**Synonym(s):** Anti-DRCC1, Anti-Mucin 13, Cell Surface Associated



[All Photos](#) (4)

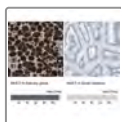
Product No.	Clonality	Application	Species Reactivity	Citations	SDS
<a href="#">HPA045163</a>	polyclonal	IHC	human	4	 <a href="#">View</a>



### Anti-MUC1 antibody produced in rabbit

## All Photos (9)


Product No.	Clonality	Application	Species Reactivity	Citations	SDS
<a href="#">HPA008855</a>	polyclonal	IHC	human	6	 <a href="#">View</a>
<a href="#">HPA004179</a>	polyclonal	IHC	human	10	 <a href="#">View</a>
<a href="#">HPA007235</a>	polyclonal	IHC	human	3	<a href="#">View</a>



### Anti-MUC7 antibody produced in rabbit

**Synonym(s):** Anti-Apo-MG2, Anti-MUC-7, Anti-Mucin-7 precursor, Anti-Salivary mucin-7

## All Photos (3)

Product No.	Clonality	Application	Species Reactivity	Citations	SDS
<a href="#">HPA006411</a>	polyclonal	IHC	human	7	 <a href="#">View</a>



### Anti-MUC15 antibody produced in rabbit

**Synonym(s):** Anti-MUC-15, Anti-Mucin-15

## All Photos (1)

Product No.	Clonality	Application	Species Reactivity	Citations	SDS
<a href="#">HPA026110</a>	polyclonal	IHC	human	4	<a href="#">View</a>



### Anti-MUC3A antibody produced in rabbit

**Synonym(s):** Anti-Fragment, Anti-Intestinal mucin-3B, Anti-MUC-3B, Anti-Mucin-3B

## All Photos (1)


Product No.	Clonality	Application	Species Reactivity	Citations	SDS
<a href="#">HPA010871</a>	polyclonal	IHC	human	6	<a href="#">View</a>



### Anti-MUC5AC antibody produced in rabbit

**Synonym(s):** Anti-MUC5

## All Photos (5)


Product No.	Clonality	Application	Species Reactivity	Citations	SDS
<a href="#">HPA040615</a>	polyclonal	IHC	human	2	 <a href="#">View</a>

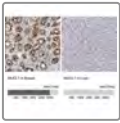


### Anti-MUC5B antibody produced in rabbit

**Synonym(s):** Anti-Cervical mucin, Anti-High molecular weight salivary mucin MG1, Anti-MUC-5B, Anti-Mucin-5 subtype B, tracheobronchial, Anti-Mucin-5B precursor, Anti-Sublingual gland mucin

**All**  
**Photos** (6)


Product No.	Clonality	Application	Species Reactivity	Citations	SDS
<b>HPA008246</b>	polyclonal	IF, IHC	human	32	 <a href="#">View</a>



**Anti-MUCL1 antibody produced in rabbit**

**Synonym(s):** Anti-Mucin-like 1, Anti-Sbem

**All Photos** (4)



Product No.	Clonality	Application	Species Reactivity	Citations	SDS
<b>HPA039093</b>	polyclonal	IHC	human	2	 <a href="#">View</a>

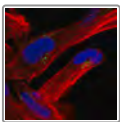


**Anti-MUT antibody produced in rabbit**

**Synonym(s):** Anti-Methylmalonyl CoA mutase

**All Photos** (12)

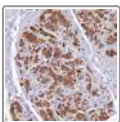
Product No.	Clonality	Application	Species Reactivity	Citations	SDS
<b>HPA035972</b>	polyclonal	IHC	human		 <a href="#">View</a>
<b>HPA035971</b>	polyclonal	IHC	human, mouse, rat		 <a href="#">View</a>



**Anti-MVB12B antibody produced in rabbit**

**All Photos** (1)

Product No.	Clonality	Application	Species Reactivity	Citations	SDS
<b>HPA049383</b>	polyclonal	IF	human		<a href="#">View</a>

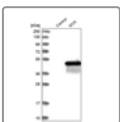


**Anti-MVD antibody produced in rabbit**

**Synonym(s):** Anti-MPD, Anti-mevalonate (diphospho) decarboxylase

**All Photos** (5)


Product No.	Clonality	Application	Species Reactivity	Citations	SDS
<b>HPA041404</b>	polyclonal	IF, IHC	human	3	<a href="#">View</a>
<b>HPA048250</b>	polyclonal	IHC	human		<a href="#">View</a>

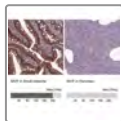


**Anti-MVK antibody produced in rabbit**

**Synonym(s):** Anti-MK, Anti-Mevalonate kinase


## All Photos (2)

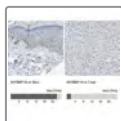
Product No.	Clonality	Application	Species Reactivity	Citations	SDS
<a href="#">HPA016961</a>	polyclonal	IHC	human	2	 <a href="#">View</a>



### Anti-MVP antibody produced in rabbit

## All Photos (4)


Product No.	Clonality	Application	Species Reactivity	Citations	SDS
<a href="#">HPA064740</a>	polyclonal	IHC	human		 <a href="#">View</a>



### Anti-MYBBP1A antibody produced in rabbit

**Synonym(s):** Anti-FLJ37886, Anti-MYB binding protein (P160) 1a, Anti-P160, Anti-PAP2

## All Photos (6)



Product No.	Clonality	Application	Species Reactivity	Citations	SDS
<a href="#">HPA005466</a>	polyclonal	IF, IHC	human	8	 <a href="#">View</a>

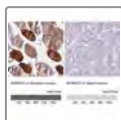


### Anti-MYBPC1 antibody produced in rabbit

**Synonym(s):** Anti-KCP1, Anti-KRTCAP1, Anti-PIGPC1, Anti-THW, Anti-dJ496H19.1, Anti-myosin binding protein C, slow type, Anti-C-protein, skeletal muscle slow isoform, Anti-Myosin-binding protein C, slow-type, Anti-Slow MyBP-C

## All Photos (12)



Product No.	Clonality	Application	Species Reactivity	Citations	SDS
<a href="#">HPA027614</a>	polyclonal	IHC	human		 <a href="#">View</a>
<a href="#">HPA021004</a>	polyclonal	IHC	human	7	 <a href="#">View</a>

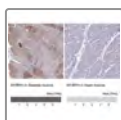


### Anti-MYBPC2 antibody produced in rabbit

**Synonym(s):** Anti-MGC163408, Anti-MYBPC, Anti-MYBPCF, Anti-myosin binding protein C, fast type


## All Photos (6)

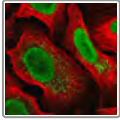
Product No.	Clonality	Application	Species Reactivity	Citations	SDS
<a href="#">HPA046745</a>	polyclonal	IHC	human		 <a href="#">View</a>
<a href="#">HPA042991</a>	polyclonal	IHC	human		 <a href="#">View</a>



### Anti-MYBPH antibody produced in rabbit

## All Photos (4)

Product No.	Clonality	Application	Species Reactivity	Citations	SDS
<a href="#">HPA061383</a>	polyclonal	IF, IHC	human	1	 <a href="#">View</a>

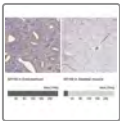


### Anti-MYCBP2 antibody produced in rabbit

**Synonym(s):** FLJ10106, KIAA0916, PAM

## All Photos (1)


Product No.	Clonality	Application	Species Reactivity	Citations	SDS
<a href="#">HPA058807</a>	polyclonal	IF	human	1	<a href="#">View</a>



### Anti-MYH9

**Synonym(s):** DFNA17, EPSTS, FTNS, MHA, NMHC-II-A, NMMHCA

## All Photos (9)



Product No.	Clonality	Application	Species Reactivity	Citations	SDS
<a href="#">HPA064783</a>	polyclonal	IF, IHC	human		 <a href="#">View</a>



### Anti-MYH10 antibody produced in rabbit

**Synonym(s):** Anti-NMMHCB

## All Photos (9)

Product No.	Clonality	Application	Species Reactivity	Citations	SDS
<a href="#">HPA047541</a>	polyclonal	IHC	human		 <a href="#">View</a>
<a href="#">HPA057198</a>	polyclonal	IHC	human		 <a href="#">View</a>

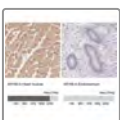


### Anti-MYH3 antibody produced in rabbit

**Synonym(s):** Anti-Muscle embryonic myosin heavy chain, Anti-Myosin heavy chain 3, Anti-Myosin heavy chain, fast skeletal muscle, embryonic, Anti-Myosin-3, Anti-SMHCE

## All Photos (4)

Product No.	Clonality	Application	Species Reactivity	Citations	SDS
<a href="#">HPA021808</a>	polyclonal	IHC	human	7	<a href="#">View</a>



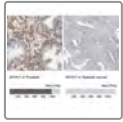
### Anti-MYH6 antibody produced in rabbit

**Synonym(s):** Anti-MYH7, Anti-MyHC- $\alpha$  antibody produced in rabbit, Anti-Myosin heavy chain 6 antibody produced in rabbit, Anti-Myosin heavy chain, cardiac muscle  $\alpha$ -isoform antibody produced in rabbit, Anti-Myosin-6 antibody produced in rabbit

## All Photos (5)



Product No.	Clonality	Application	Species Reactivity	Citations	SDS
<a href="#">HPA001349</a>	polyclonal	IHC	human	10	<a href="#">View</a>



### Anti-MYH11 antibody produced in rabbit

**Synonym(s):** Anti-Myosin heavy chain 11, Anti-Myosin heavy chain, smooth muscle isoform, Anti-Myosin-11, Anti-SMMHC

[All Photos](#) (9)

Product No.	Clonality	Application	Species Reactivity	Citations	EV	SDS
<a href="#">HPA015310</a>	polyclonal	IF, IHC	human	7		<a href="#">View</a>
<a href="#">HPA014539</a>	polyclonal	IHC	human	6		<a href="#">View</a>




### Anti-MYH9 antibody produced in rabbit

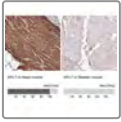
**Synonym(s):** Anti-Cellular myosin heavy chain, type A antibody produced in rabbit, Anti-Myosin heavy chain 9 antibody produced in rabbit, Anti-Myosin heavy chain, nonmuscle IIa antibody produced in rabbit, Anti-Myosin-9 antibody produced in rabbit, Anti-NMMHC II-a antibody produced in rabbit, Anti-NMMHC-A antibody produced in rabbit, Anti-NMMHC-IIA antibody produced in rabbit, Anti-Nonmuscle myosin heavy chain IIa antibody produced in rabbit, Anti-Nonmuscle myosin heavy chain-A antibody produced in rabbit

[All Photos](#) (8)

Product No.	Clonality	Application	Species Reactivity	Citations	EV	SDS
<a href="#">HPA001644</a>	polyclonal	IF, IHC	human	8		

## All Photos (7) **Anti-MYH14 antibody produced in rabbit**


Product No.	Clonality	Application	Species Reactivity	Citations	SDS
<a href="#">HPA062391</a>	polyclonal	IF	human		<a href="#">View</a>
<a href="#">HPA070260</a>	polyclonal	IHC	human		<a href="#">View</a>
<a href="#">HPA067889</a>	polyclonal	IHC	human		 <a href="#">View</a>

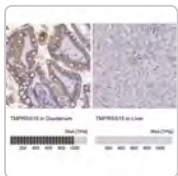


### **Anti-MYL7 antibody produced in rabbit**

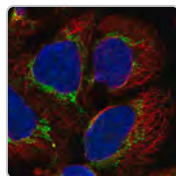
**Synonym(s):** Anti-MLC-2a, Anti-MLC2a, Anti-Myosin light chain 2a, Anti-Myosin regulatory light chain 2, atrial isoform, Anti-Myosin regulatory light chain 7

## All Photos (5)

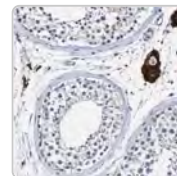
Product No.	Clonality	Application	Species Reactivity	Citations	SDS
<a href="#">HPA013331</a>	polyclonal	IHC	human	3	 <a href="#">View</a>



Sigma-Aldrich  
**HPA072934**  
Anti-TMPRSS15



Sigma-Aldrich  
**HPA061396**  
Anti-AARS2  
antibody...



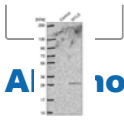
Sigma-Aldrich  
**HPA010972**  
Anti-VMA21  
antibody...

[View Price and Availability](#)

[View Price and Availability](#)


[View Price and Availability](#)

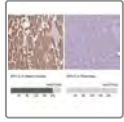
## **Anti-MYL5 antibody produced in rabbit**



**Synonym(s):** Anti-Myosin, light chain 5, regulatory

**All Photos (3)**


Product No.	Clonality	Application	Species Reactivity	Citations	SDS
<a href="#">HPA037381</a>	polyclonal	IF, IHC	human		 <a href="#">View</a>

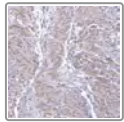


**Anti-MYL2 antibody produced in rabbit**

**Synonym(s):** Anti-MLC-2, Anti-MLC-2v, Anti-Myosin regulatory light chain 2, ventricular/cardiac muscle isoform, Anti-CMH10, Anti-myosin, light chain 2, regulatory, cardiac, slow

**All Photos (7)**

Product No.	Clonality	Application	Species Reactivity	Citations	SDS
<a href="#">HPA019763</a>	polyclonal	IHC	human	4	 <a href="#">View</a>
<a href="#">HPA039262</a>	polyclonal	IHC	human		<a href="#">View</a>




**Anti-MYL6 antibody produced in rabbit**

**Synonym(s):** Anti-ESMLC, Anti-MLC1SM, Anti-MLC3NM, Anti-myosin, light chain 6, alkali, smooth muscle and non-muscle

**All Photos (1)**


Product No.	Clonality	Application	Species Reactivity	Citations	SDS
<a href="#">HPA046859</a>	polyclonal	IHC	human		<a href="#">View</a>

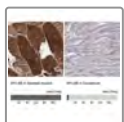


**Anti-MYL4 antibody produced in rabbit**

**Synonym(s):** Anti-ALC1, Anti-AMLC, Anti-GT1, Anti-PRO1957, Anti-myosin, light chain 4, alkali; atrial, embryonic

**All Photos (7)**


Product No.	Clonality	Application	Species Reactivity	Citations	SDS
<a href="#">HPA051884</a>	polyclonal	IF, IHC	human	2	 <a href="#">View</a>



**Anti-MYL6B antibody produced in rabbit**

**Synonym(s):** Anti-MLC1SA, Anti-Myosin, light chain 6B, alkali, smooth muscle and non-muscle

**All Photos (5)**

Product No.	Clonality	Application	Species Reactivity	Citations	SDS
<a href="#">HPA038887</a>	polyclonal	IF, IHC	human		 <a href="#">View</a>




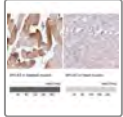
**Anti-MYLK3**



**Synonym(s):** MLCK, caMLCK

[All Photos](#) (3)



Product No.	Clonality	Application	Species Reactivity	Citations	SDS
<a href="#">HPA073447</a>	polyclonal	IHC	human		 <a href="#">View</a>




### Anti-MYLK2 antibody produced in rabbit

**Synonym(s):** Anti-KMLC, Anti-MLCK2, Anti-skMLCK

[All Photos](#) (8)

Product No.	Clonality	Application	Species Reactivity	Citations	SDS
<a href="#">HPA059704</a>	polyclonal	IF, IHC	human	2	 <a href="#">View</a>
<a href="#">HPA059890</a>	polyclonal	IHC	human	2	 <a href="#">View</a>




### Anti-MYLK4 antibody produced in rabbit

**Synonym(s):** Anti-Myosin light chain kinase family member 4, Anti-Serine/threonine-protein kinase SgK085, Anti-Sugen kinase 85

[All Photos](#) (1)


Product No.	Clonality	Application	Species Reactivity	Citations	SDS
<a href="#">HPA015860</a>	polyclonal	IHC	human		<a href="#">View</a>

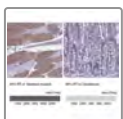


### Anti-MYLK antibody produced in rabbit

**Synonym(s):** MLCK, MLCK1, MYLK1, smMLCK, Anti-Mlck, Anti-Mlck1, Anti-Mylk1, Anti-Myosin light chain kinase, Anti-Smmlck

[All Photos](#) (5)


Product No.	Clonality	Application	Species Reactivity	Citations	SDS
<a href="#">HPA048055</a>	polyclonal	IF	human		<a href="#">View</a>
<a href="#">HPA031677</a>	polyclonal	IHC	human	2	 <a href="#">View</a>



### Anti-MYLPF

**Synonym(s):** HUMMLC2B, MRLC2, MYL11

[All Photos](#) (3)

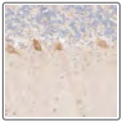
Product No.	Clonality	Application	Species Reactivity	Citations	SDS
<a href="#">HPA055059</a>	polyclonal	IHC	human		 <a href="#">View</a>



## Anti-MYO19 antibody produced in rabbit

[All Photos](#) (6)

Product No.	Clonality	Application	Species Reactivity	Citations	SDS
<a href="#">HPA059715</a>	polyclonal	IF	human	1	<a href="#">View</a>



## Anti-MYO10 antibody produced in rabbit

**Synonym(s):** Anti-Myosin-X, Anti-Unconventional myosin-10

[All Photos](#) (5)

Product No.	Clonality	Application	Species Reactivity	Citations	SDS
<a href="#">HPA024223</a>	polyclonal	IF, IHC	mouse, human	29	<a href="#">View</a>



## Anti-MYO16 antibody produced in rabbit

[All Photos](#) (3)


Product No.	Clonality	Application	Species Reactivity	Citations	SDS
<a href="#">HPA058769</a>	polyclonal	IF	human		<a href="#">View</a>
<a href="#">HPA040110</a>	polyclonal	IHC	human		<a href="#">View</a>
<a href="#">HPA071948</a>	polyclonal	IF	human		<a href="#">View</a>



## Anti-MYO6 antibody produced in rabbit

**Synonym(s):** Anti-DFNA22, Anti-DFNB37, Anti-KIAA0389

[All Photos](#) (5)

Product No.	Clonality	Application	Species Reactivity	Citations	SDS
<a href="#">HPA035483</a>	polyclonal	IHC	human		 <a href="#">View</a>



## Anti-MYO9A antibody produced in rabbit

**Synonym(s):** Anti-FLJ11061, Anti-FLJ13244, Anti-MGC71859, Anti-Myosin IXA, Anti-Gyosin IXA

[All Photos](#) (3)

Product No.	Clonality	Application	Species Reactivity	Citations	SDS
<a href="#">HPA040071</a>	polyclonal	IF, IHC	human		<a href="#">View</a>
<a href="#">HPA039812</a>	polyclonal	IHC	human		<a href="#">View</a>



Product No.	Clonality	Application	Species Reactivity	Citations	SDS
-------------	-----------	-------------	--------------------	-----------	-----

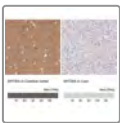


### Anti-MYO18A antibody produced in rabbit

**Synonym(s):** Anti-MAJN, Anti-Molecule associated with JAK3 N-terminus, Anti-Myosin containing a PDZ domain, Anti-Myosin-XVIIIa

[All Photos](#) (10)

Product No.	Clonality	Application	Species Reactivity	Citations	SDS
<a href="#">HPA019646</a>	polyclonal	IHC	human		<a href="#">View</a>
<a href="#">HPA021121</a>	polyclonal	IHC	human	7 	<a href="#">View</a>

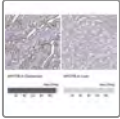


### Anti-MYO5A antibody produced in rabbit

**Synonym(s):** Anti-Dilute myosin heavy chain, non-muscle antibody produced in rabbit, Anti-Myosin heavy chain 12 antibody produced in rabbit, Anti-Myosin-12 antibody produced in rabbit, Anti-Myosin-Va antibody produced in rabbit, Anti-Myoxin antibody produced in rabbit

[All Photos](#) (7)


Product No.	Clonality	Application	Species Reactivity	Citations	SDS
<a href="#">HPA001356</a>	polyclonal	IF, IHC	human	6	<a href="#">View</a>



### Anti-MYO7B antibody produced in rabbit

**Synonym(s):** Anti-Myosin VIIB

[All Photos](#) (3)

Product No.	Clonality	Application	Species Reactivity	Citations	SDS
<a href="#">HPA039131</a>	polyclonal	IHC	human	11 	<a href="#">View</a>



### Anti-MYO9B antibody produced in rabbit

**Synonym(s):** Anti-Celiac4, Anti-Myosin ixb

[All Photos](#) (2)



Product No.	Clonality	Application	Species Reactivity	Citations	SDS
<a href="#">HPA042043</a>	polyclonal	IF, IHC	human		<a href="#">View</a>

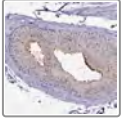


### Anti-MYO5B antibody produced in rabbit

**Synonym(s):** Anti-Kiaa1119, Anti-Myosin vb

[All Photos](#) (13)

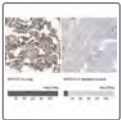
Product No.	Clonality	Application	Species Reactivity	Citations	SDS
<a href="#">HPA069773</a>	polyclonal	IF	human	1	<a href="#">View</a>
<a href="#">HPA040902</a>	polyclonal	IHC	human	8	 <a href="#">View</a>
<a href="#">HPA040593</a>	polyclonal	IHC	human		 <a href="#">View</a>



### Anti-MYO3B antibody produced in rabbit

[All Photos](#) (1)


Product No.	Clonality	Application	Species Reactivity	Citations	SDS
<a href="#">HPA045483</a>	polyclonal	IHC	human		<a href="#">View</a>

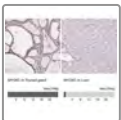


### Anti-MYO1C antibody produced in rabbit

**Synonym(s):** Anti-MMI-beta, Anti-MM1b, Anti-Myosin I beta, Anti-Myosin-Ic


[All Photos](#) (5)

Product No.	Clonality	Application	Species Reactivity	Citations	SDS
<a href="#">HPA005924</a>	polyclonal	IF	human		<a href="#">View</a>
<a href="#">HPA001768</a>	polyclonal	IHC	human	9	 <a href="#">View</a>



### Anti-MYO5C antibody produced in rabbit

[All Photos](#) (4)

Product No.	Clonality	Application	Species Reactivity	Citations	SDS
<a href="#">HPA032115</a>	polyclonal	IHC	human		 <a href="#">View</a>
<a href="#">HPA032116</a>	polyclonal	IF	human		<a href="#">View</a>



### Anti-MYO1E antibody produced in rabbit

**Synonym(s):** Anti-Myosin-Ic, Anti-Myosin-Ie

[All Photos](#) (2)


Product No.	Clonality	Application	Species Reactivity	Citations	SDS
<a href="#">HPA023886</a>	polyclonal	IHC	human	4	<a href="#">View</a>




### Anti-MYO1F antibody produced in rabbit



otos (3)


Product No.	Clonality	Application	Species Reactivity	Citations	SDS
<a href="#">HPA055242</a>	polyclonal	IHC	human	1	 <a href="#">View</a>



### Anti-MYO1G antibody produced in rabbit

**Synonym(s):** Anti-Myosin-Ig, Anti-mHag HA-2

[All Photos](#) (4)



Product No.	Clonality	Application	Species Reactivity	Citations	SDS
<a href="#">HPA021252</a>	polyclonal	IHC	human	3	 <a href="#">View</a>




### Anti-MYOM2 antibody produced in rabbit

**Synonym(s):** Anti-165 kDa connectin-associated protein antibody produced in rabbit, Anti-165 kDa titin-associated protein antibody produced in rabbit, Anti-M-protein antibody produced in rabbit, Anti-Myomesin-2 antibody produced in rabbit

[All Photos](#) (9)



Product No.	Clonality	Application	Species Reactivity	Citations	SDS
<a href="#">HPA005953</a>	polyclonal	IHC (p)	human	1	 <a href="#">View</a>
<a href="#">HPA001765</a>	polyclonal	IF, IHC	human	1	 <a href="#">View</a>



### Anti-MYOM1 antibody produced in rabbit

**Synonym(s):** Anti-190 kDa connectin-associated protein, Anti-190 kDa titin-associated protein, Anti-Myomesin family member 1, Anti-Myomesin-1



[All Photos](#) (12)

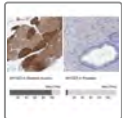
Product No.	Clonality	Application	Species Reactivity	Citations	SDS
<a href="#">HPA014305</a>	polyclonal	IHC	human	2	 <a href="#">View</a>
<a href="#">HPA049193</a>	polyclonal	IHC	human		 <a href="#">View</a>



## All Photos (14) **Anti-MYOT antibody produced in rabbit**

**Synonym(s):** Anti-LGMD1, Anti-LGMD1A, Anti-Myotilin, Anti-TTID


Product No.	Clonality	Application	Species Reactivity	Citations	SDS
<a href="#">HPA037733</a>	polyclonal	IHC	human	1	 <a href="#">View</a>
<a href="#">HPA037734</a>	polyclonal	IHC	human		 <a href="#">View</a>

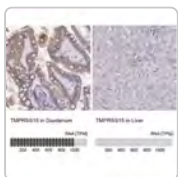


## **Anti-MYOZ3 antibody produced in rabbit**

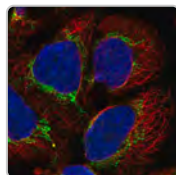
**Synonym(s):** Anti-CS-3, Anti-CS3, Anti-FRP3, Anti-Myozenin 3

### All Photos (3)

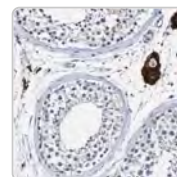
Product No.	Clonality	Application	Species Reactivity	Citations	SDS
<a href="#">HPA039166</a>	polyclonal	IHC	human		 <a href="#">View</a>



Sigma-Aldrich  
**HPA072934**  
Anti-TMPRSS15



Sigma-Aldrich  
**HPA061396**  
Anti-AARS2  
antibody...



Sigma-Aldrich  
**HPA010972**  
Anti-VMA21  
antibody...

[View Price and Availability](#)

[View Price and Availability](#)



[View Price and Availability](#)



## Anti-MYOZ2 antibody produced in rabbit

**Synonym(s):** Anti-C4orf5, Anti-CS-1, Anti-Myozenin 2

[All Photos](#) (13)



Product No.	Clonality	Application	Species Reactivity	Citations	SDS
<a href="#">HPA035764</a>	polyclonal	IF, IHC	human		<a href="#">View</a>
<a href="#">HPA035763</a>	polyclonal	IHC	human		<a href="#">View</a>



## Anti-MYOZ1 antibody produced in rabbit

**Synonym(s):** Anti-CS-2, Anti-FATZ, Anti-MYOZ, Anti-Myozenin 1

[All Photos](#) (14)


Product No.	Clonality	Application	Species Reactivity	Citations	SDS
<a href="#">HPA038437</a>	polyclonal	IHC	human		<a href="#">View</a>
<a href="#">HPA037848</a>	polyclonal	IHC	human		<a href="#">View</a>

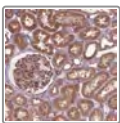


## Anti-MYPN antibody produced in rabbit

**Synonym(s):** Anti-MYOP

[All Photos](#) (3)

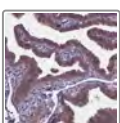
Product No.	Clonality	Application	Species Reactivity	Citations	SDS
<a href="#">HPA061494</a>	polyclonal	IHC	human	1	 <a href="#">View</a>



## Anti-MZT1 antibody produced in rabbit

[All Photos](#) (2)

Product No.	Clonality	Application	Species Reactivity	Citations	SDS
<a href="#">HPA063299</a>	polyclonal	IHC	human		<a href="#">View</a>
<a href="#">HPA066715</a>	polyclonal	IHC	human		<a href="#">View</a>



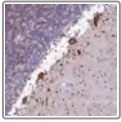
## Anti-NAA10 antibody produced in rabbit

**Synonym(s):** Anti-ARD1, Anti-ARD1A, Anti-DXS707, Anti-TE2

[All Photos](#) (6)

Product No.	Clonality	Application	Species Reactivity	Citations	SDS
<a href="#">HPA030711</a>	polyclonal	IF, IHC	human	1	<a href="#">View</a>

Product No.	Clonality	Application	Species Reactivity	Citations	SDS
-------------	-----------	-------------	--------------------	-----------	-----

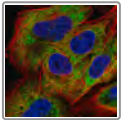


### Anti-NAA30 antibody produced in rabbit

**Synonym(s):** Anti-C14orf35, Anti-FLJ35355, Anti-MAK3, Anti-Mak3p, Anti-NAT12

[All Photos](#) (2)

Product No.	Clonality	Application	Species Reactivity	Citations	SDS
<a href="#">HPA057824</a>	polyclonal	IF, IHC	human	1	<a href="#">View</a>



### Anti-NAA20 antibody produced in rabbit

[All Photos](#) (1)

Product No.	Clonality	Application	Species Reactivity	Citations	SDS
<a href="#">HPA063344</a>	polyclonal	IF	human	1	<a href="#">View</a>



### Anti-NADK antibody produced in rabbit

**Synonym(s):** Anti-FLJ13052, Anti-NAD kinase

[All Photos](#) (2)


Product No.	Clonality	Application	Species Reactivity	Citations	SDS
<a href="#">HPA053368</a>	polyclonal	IF	human		<a href="#">View</a>
<a href="#">HPA048909</a>	polyclonal	IHC	human	2	<a href="#">View</a>



### Anti-NADSYN1 antibody produced in rabbit

[All Photos](#) (4)


Product No.	Clonality	Application	Species Reactivity	Citations	SDS
<a href="#">HPA038524</a>	polyclonal	IF, IHC	human		<a href="#">View</a>
<a href="#">HPA038523</a>	polyclonal	IHC	human		<a href="#">View</a>



### Anti-NAGA antibody produced in rabbit

**Synonym(s):** Anti- $\alpha$ -Galactosidase B antibody produced in rabbit, Anti- $\alpha$ -N-Acetylgalactosaminidase precursor antibody produced in rabbit

[All Photos](#) (6)



Product No.	Clonality	Application	Species Reactivity	Citations	SDS
<a href="#">HPA000649</a>	polyclonal	IHC	human	3	 <a href="#">View</a>

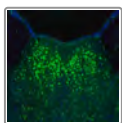


### Anti-NAGK antibody produced in rabbit

**Synonym(s):** Anti-GNK, Anti-N-acetylglucosamine kinase

[All Photos](#) (13)

Product No.	Clonality	Application	Species Reactivity	Citations	SDS
<a href="#">HPA035207</a>	polyclonal	IF, IHC	human		 <a href="#">View</a>
<a href="#">HPA035206</a>	polyclonal	IHC	human		 <a href="#">View</a>

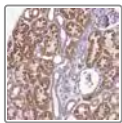


### Anti-NAGLU antibody produced in rabbit

**Synonym(s):** Anti-N-acetylglucosaminidase,  $\alpha$ -, Anti-NAG

[All Photos](#) (8)

Product No.	Clonality	Application	Species Reactivity	Citations	SDS
<a href="#">HPA038815</a>	polyclonal	IHC	mouse, human		<a href="#">View</a>

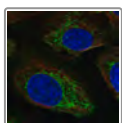


### Anti-NAGPA antibody produced in rabbit

**Synonym(s):** Anti-APAA, Anti-UCE

[All Photos](#) (1)

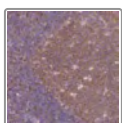
Product No.	Clonality	Application	Species Reactivity	Citations	SDS
<a href="#">HPA064055</a>	polyclonal	IHC	human	2	<a href="#">View</a>



### Anti-NAGS antibody produced in rabbit

[All Photos](#) (1)

Product No.	Clonality	Application	Species Reactivity	Citations	SDS
<a href="#">HPA027300</a>	polyclonal	IF	human		<a href="#">View</a>



### Anti-NAMPT antibody produced in rabbit

[All Photos](#) (2)


Product No.	Clonality	Application	Species Reactivity	Citations	SDS
<a href="#">HPA047776</a>	polyclonal	IHC	human	6	<a href="#">View</a>



## Anti-NANP antibody produced in rabbit

**Synonym(s):** Anti-C20orf147, Anti-HDHD4, Anti-MGC26833, Anti-N-acetylneuraminic acid phosphatase, Anti-dJ694B14.3

[All Photos](#) (3)

Product No.	Clonality	Application	Species Reactivity	Citations	SDS
<a href="#">HPA050342</a>	polyclonal	IF, IHC	human	2	 <a href="#">View</a>



## Anti-NANS antibody produced in rabbit

**Synonym(s):** Anti-N-acetylneuraminase synthase, Anti-N-acetylneuraminase-9-phosphate synthase, Anti-N-acetylneuraminic acid phosphate synthase, Anti-N-acetylneuraminic acid synthase, Anti-Sialic acid synthase

[All Photos](#) (4)

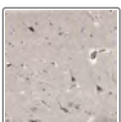
Product No.	Clonality	Application	Species Reactivity	Citations	SDS
<a href="#">HPA019223</a>	polyclonal	IF, IHC	mouse, human, rat	3	<a href="#">View</a>



## Anti-NAPA antibody produced in rabbit

[All Photos](#) (3)

Product No.	Clonality	Application	Species Reactivity	Citations	SDS
<a href="#">HPA050196</a>	polyclonal	IHC	human		<a href="#">View</a>
<a href="#">HPA046149</a>	polyclonal	IHC	human		<a href="#">View</a>

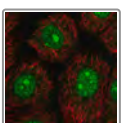


## Anti-NAPEPLD antibody produced in rabbit

**Synonym(s):** Anti-C7orf18, Anti-FMP30, Anti-N-acyl phosphatidylethanolamine phospholipase D, Anti-NAPE-PLD, Anti-N-acyl-phosphatidylethanolamine-hydrolyzing phospholipase D, Anti-NAPE-hydrolyzing phospholipase D

[All Photos](#) (10)

Product No.	Clonality	Application	Species Reactivity	Citations	SDS
<a href="#">HPA024338</a>	polyclonal	IF, IHC	human	2	<a href="#">View</a>
<a href="#">HPA019832</a>	polyclonal	IF, IHC	human	2	<a href="#">View</a>

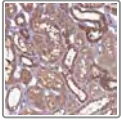


## Anti-NARF antibody produced in rabbit

[All Photos](#) (2)

Product No.	Clonality	Application	Species Reactivity	Citations	SDS
<a href="#">HPA053006</a>	polyclonal	IF	human		<a href="#">View</a>

Product No.	Clonality	Application	Species Reactivity	Citations	SDS
-------------	-----------	-------------	--------------------	-----------	-----

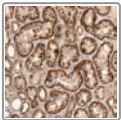


### Anti-NARFL antibody produced in rabbit

**Synonym(s):** Anti-Flj21988, Anti-Hprn, Anti-lop1, Anti-Nuclear prelamina recognition factor-like, Anti-Prn

[All Photos](#) (3)

Product No.	Clonality	Application	Species Reactivity	Citations	SDS
<a href="#">HPA040851</a>	polyclonal	IF, IHC	human	2	<a href="#">View</a>

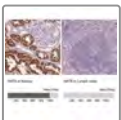


### Anti-NARS2 antibody produced in rabbit

**Synonym(s):** Anti-AsnRS, Anti-Asparagine--tRNA ligase, Anti-Probable asparaginyl-tRNA synthetase, mitochondrial

[All Photos](#) (3)


Product No.	Clonality	Application	Species Reactivity	Citations	SDS
<a href="#">HPA026793</a>	polyclonal	IF, IHC	human	4	<a href="#">View</a>

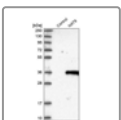


### Anti-NAT8

**Synonym(s):** ATase2, GLA, Hcm11, TSC501

[All Photos](#) (3)


Product No.	Clonality	Application	Species Reactivity	Citations	SDS
<a href="#">HPA067855</a>	polyclonal	IHC	human		<a href="#">View</a>

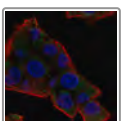


### Anti-NAT9 antibody produced in rabbit

**Synonym(s):** Anti-Embryo brain-specific protein, Anti-N-acetyltransferase 9

[All Photos](#) (3)

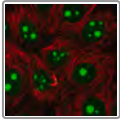
Product No.	Clonality	Application	Species Reactivity	Citations	SDS
<a href="#">HPA057149</a>	polyclonal	IF	human		<a href="#">View</a>
<a href="#">HPA021820</a>	polyclonal	IHC, WB	human	1	 <a href="#">View</a>



### Anti-NAT8 antibody produced in rabbit

[All Photos](#) (1)

Product No.	Clonality	Application	Species Reactivity	Citations	SDS
<a href="#">HPA074519</a>	polyclonal	IF	human		<a href="#">View</a>



## Anti-NAT10 antibody produced in rabbit

[All Photos](#) (2)

Product No.	Clonality	Application	Species Reactivity	Citations	SDS
<a href="#">HPA071628</a>	polyclonal	IF	human		<a href="#">View</a>
<a href="#">HPA057576</a>	polyclonal	IF	human		<a href="#">View</a>

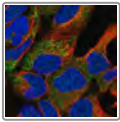


## Anti-NAT1 antibody produced in rabbit

**Synonym(s):** Anti-AAC1, Anti-N-acetyltransferase 1 (arylamine N-acetyltransferase)

[All Photos](#) (1)

Product No.	Clonality	Application	Species Reactivity	Citations	SDS
<a href="#">HPA043704</a>	polyclonal	IHC	human		<a href="#">View</a>



## Anti-NAT8L antibody produced in rabbit


**Synonym(s):** Anti-Fij37478, Anti-Hcml3, Anti-N-acetyltransferase 8-like (gcn5-related, putative)

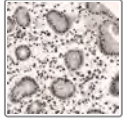
[All Photos](#) (1)

Product No.	Clonality	Application	Species Reactivity	Citations	SDS
<a href="#">HPA040677</a>	polyclonal	IF, IHC (p)	human	2	

## All Photos (14) **Anti-NBEA antibody produced in rabbit**

**Synonym(s):** Anti-Bcl8b, Anti-Flj10197, Anti-Kiaa1544, Anti-Neurobeachin

Product No.	Clonality	Application	Species Reactivity	Citations	SDS
<a href="#">HPA039730</a>	polyclonal	IF, IHC	human		<a href="#">View</a>
<a href="#">HPA040385</a>	polyclonal	IF, IHC	human		<a href="#">View</a>

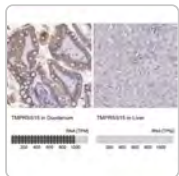


## **Anti-NBL1 antibody produced in rabbit**

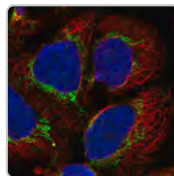
**Synonym(s):** Anti-D1S1733E, Anti-DAN, Anti-DAND1, Anti-NB, Anti-NO3, Anti-neuroblastoma, suppression of tumorigenicity 1

## All Photos (1)

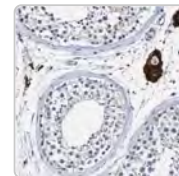
Product No.	Clonality	Application	Species Reactivity	Citations	SDS
<a href="#">HPA007394</a>	polyclonal	IHC	human	3	<a href="#">View</a>



Sigma-Aldrich  
**HPA072934**  
Anti-TMPRSS15



Sigma-Aldrich  
**HPA061396**  
Anti-AARS2  
antibody...

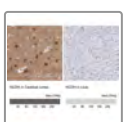


Sigma-Aldrich  
**HPA010972**  
Anti-VMA21  
antibody...

[View Price and Availability](#)

[View Price and Availability](#)

[View Price and Availability](#)




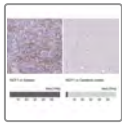
## **Anti-NCDN antibody produced in rabbit**

**Synonym(s):** Anti-Neurochondrin



## All Photos (8)


Product No.	Clonality	Application	Species Reactivity	Citations	SDS
<a href="#">HPA023676</a>	polyclonal	IF, IHC	rat, human, mouse	2	 <a href="#">View</a>

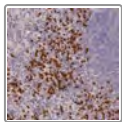


### Anti-NCF1 antibody produced in rabbit

**Synonym(s):** Anti-NCF1A, Anti-NOXO2, Anti-SH3PXD1A, Anti-p47phox

## All Photos (4)

Product No.	Clonality	Application	Species Reactivity	Citations	SDS
<a href="#">HPA052095</a>	polyclonal	IHC	human	1	<a href="#">View</a>
<a href="#">HPA047836</a>	polyclonal	IHC	human	1	 <a href="#">View</a>




### Anti-NCF4 antibody produced in rabbit

**Synonym(s):** Anti-SH3PXD4, Anti-p40phox

## All Photos (2)


Product No.	Clonality	Application	Species Reactivity	Citations	SDS
<a href="#">HPA057975</a>	polyclonal	IF	human		<a href="#">View</a>
<a href="#">HPA036156</a>	polyclonal	IHC	human		<a href="#">View</a>

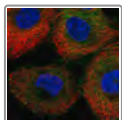


### Anti-NCK2 antibody produced in rabbit

**Synonym(s):** Anti-Nck adaptor protein 2, Anti-Nck $\beta$

## All Photos (2)

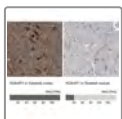
Product No.	Clonality	Application	Species Reactivity	Citations	SDS
<a href="#">HPA031004</a>	polyclonal	IHC	human		 <a href="#">View</a>



### Anti-NCK1 antibody produced in rabbit

## All Photos (2)


Product No.	Clonality	Application	Species Reactivity	Citations	SDS
<a href="#">HPA030766</a>	polyclonal	IF	human		<a href="#">View</a>

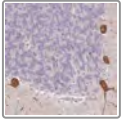


### Anti-NCKAP1 antibody produced in rabbit

**Synonym(s):** Anti-Membrane-associated protein HEM-2, Anti-NAP 1, Anti-Nck-associated protein 1, Anti-p125Nap1

## All Photos (4)

Product No.	Clonality	Application	Species Reactivity	Citations	SDS
<a href="#">HPA020449</a>	polyclonal	IF, IHC	human	1	 <a href="#">View</a>

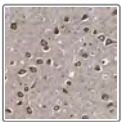


### Anti-NCKAP5 antibody produced in rabbit

**Synonym(s):** Anti-ERIH1, Anti-ERIH2, Anti-NAP5, Anti-NCK-associated protein 5

## All Photos (2)

Product No.	Clonality	Application	Species Reactivity	Citations	SDS
<a href="#">HPA044859</a>	polyclonal	IF	human		<a href="#">View</a>
<a href="#">HPA034639</a>	polyclonal	IHC	human		<a href="#">View</a>

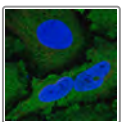


### Anti-NCKAP1L antibody produced in rabbit

**Synonym(s):** Anti-HEM1, Anti-NCK-associated protein 1-like

## All Photos (6)

Product No.	Clonality	Application	Species Reactivity	Citations	SDS
<a href="#">HPA039490</a>	polyclonal	IHC	human	1	<a href="#">View</a>
<a href="#">HPA040772</a>	polyclonal	IHC	human		<a href="#">View</a>



### Anti-NCKIPSD antibody produced in rabbit

## All Photos (2)

Product No.	Clonality	Application	Species Reactivity	Citations	SDS
<a href="#">HPA050005</a>	polyclonal	IF	human		<a href="#">View</a>



### Anti-NCLN antibody produced in rabbit

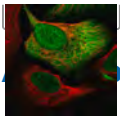
**Synonym(s):** Anti-Nicalin precursor antibody produced in rabbit, Anti-Nicastrin-like protein antibody produced in rabbit

## All Photos (1)

Product No.	Clonality	Application	Species Reactivity	Citations	SDS
<a href="#">HPA006625</a>	polyclonal	IHC	human	2	<a href="#">View</a>

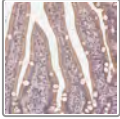


### Anti-NCOA1 antibody produced in rabbit



[All Photos](#) (2)

Product No.	Clonality	Application	Species Reactivity	Citations	SDS
<a href="#">HPA070213</a>	polyclonal	IF	human		<a href="#">View</a>
<a href="#">HPA070520</a>	polyclonal	IF	human	1	<a href="#">View</a>

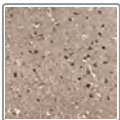


### Anti-NCOA4 antibody produced in rabbit

**Synonym(s):** Anti-ARA70, Anti-DKFZp762E1112, Anti-ELE1, Anti-PTC3, Anti-RFG

[All Photos](#) (2)

Product No.	Clonality	Application	Species Reactivity	Citations	SDS
<a href="#">HPA051260</a>	polyclonal	IF	human		<a href="#">View</a>
<a href="#">HPA065208</a>	polyclonal	IHC	human		<a href="#">View</a>



### Anti-NCOA7 antibody produced in rabbit

[All Photos](#) (12)

Product No.	Clonality	Application	Species Reactivity	Citations	SDS
<a href="#">HPA030289</a>	polyclonal	IHC	human		<a href="#">View</a>
<a href="#">HPA030291</a>	polyclonal	IHC	human		<a href="#">View</a>
<a href="#">HPA030290</a>	polyclonal	IHC	human	1	<a href="#">View</a>
<a href="#">HPA030292</a>	polyclonal	IF, IHC	human		<a href="#">View</a>

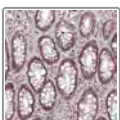


### Anti-NCOA3 antibody produced in rabbit

**Synonym(s):** Anti-ACTR, Anti-AIB1, Anti-CAGH16, Anti-KAT13B, Anti-RAC3, Anti-SRC3, Anti-TNRC16, Anti-TRAM-1, Anti-bHLHe42, Anti-nuclear receptor coactivator 3, Anti-p/CIP

[All Photos](#) (6)

Product No.	Clonality	Application	Species Reactivity	Citations	SDS
<a href="#">HPA024210</a>	polyclonal	IF, IHC	human	1	<a href="#">View</a>



### Anti-NCOR1 antibody produced in rabbit

[All Photos](#) (5)

Product No.	Clonality	Application	Species Reactivity	Citations	SDS
<a href="#">HPA043246</a>	polyclonal	IF	human		<a href="#">View</a>
<a href="#">HPA050288</a>	polyclonal	IHC	human		<a href="#">View</a>
<a href="#">HPA051168</a>	polyclonal	IF, IHC	human		<a href="#">View</a>



### Anti-NDOR1 antibody produced in rabbit

**Synonym(s):** Anti-NADPH-dependent FMN and FAD containing oxidoreductase, Anti-NADPH-dependent diflavin oxidoreductase 1, Anti-Novel reductase 1

[All Photos](#) (7)

Product No.	Clonality	Application	Species Reactivity	Citations	SDS
<a href="#">HPA024504</a>	polyclonal	IF, IHC	rat, mouse, human	3	<a href="#">View</a>

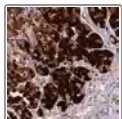


### Anti-NDST4 antibody produced in rabbit

**Synonym(s):** Anti-Bifunctional heparan sulfate N-deacetylase/N-sulfotransferase 4 antibody produced in rabbit, Anti-Glucosaminyl N-deacetylase/N-sulfotransferase 4 antibody produced in rabbit, Anti-N-HSST 4 antibody produced in rabbit, Anti-N-heparan sulfate sulfotransferase 4 antibody produced in rabbit, Anti-NDST-4 antibody produced in rabbit

[All Photos](#) (4)

Product No.	Clonality	Application	Species Reactivity	Citations	SDS
<a href="#">HPA011129</a>	polyclonal	IHC	human	4	<a href="#">View</a>



### Anti-NDST2 antibody produced in rabbit

**Synonym(s):** Anti-HSST2, Anti-N-deacetylase/N-sulfotransferase (heparan glucosaminyl) 2, Anti-NST2

[All Photos](#) (2)

Product No.	Clonality	Application	Species Reactivity	Citations	SDS
<a href="#">HPA051515</a>	polyclonal	IF, IHC	human		<a href="#">View</a>

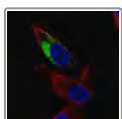


### Anti-NDST1 antibody produced in rabbit

**Synonym(s):** Anti-HSST, Anti-NST1

[All Photos](#) (1)

Product No.	Clonality	Application	Species Reactivity	Citations	SDS
<a href="#">HPA060532</a>	polyclonal	IHC	human		<a href="#">View</a>



### Anti-NDUFA11 antibody produced in rabbit

## All Photos (2)


Product No.	Clonality	Application	Species Reactivity	Citations	SDS
<a href="#">HPA072209</a>	polyclonal	IF	human		<a href="#">View</a>

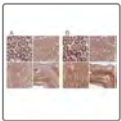


### Anti-NDUFA12 antibody produced in rabbit

**Synonym(s):** Anti-B17.2, Anti-Dap13, Anti-Nadh dehydrogenase (ubiquinone) 1  $\alpha$  subcomplex, 12

## All Photos (6)



Product No.	Clonality	Application	Species Reactivity	Citations	SDS
<a href="#">HPA039903</a>	polyclonal	IF, IHC	human	1	 <a href="#">View</a>

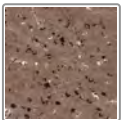


### Anti-NDUFA8 antibody produced in rabbit

**Synonym(s):** Anti-Mgc793, Anti-Nadh dehydrogenase (ubiquinone) 1  $\alpha$  subcomplex, 8, 19kda, Anti-Pgiv

## All Photos (15)

Product No.	Clonality	Application	Species Reactivity	Citations	SDS
<a href="#">HPA041600</a>	polyclonal	IF, IHC	rat, human		 <a href="#">View</a>
<a href="#">HPA041510</a>	polyclonal	IHC	rat, human, mouse		 <a href="#">View</a>



### Anti-NDUFA2 antibody produced in rabbit

**Synonym(s):** Anti-B8, Anti-NADH dehydrogenase (ubiquinone) 1  $\alpha$  subcomplex, 2, 8kDa

## All Photos (2)

Product No.	Clonality	Application	Species Reactivity	Citations	SDS
<a href="#">HPA035933</a>	polyclonal	IHC	human		<a href="#">View</a>



### Anti-NDUFA3 antibody produced in rabbit

**Synonym(s):** Anti-B9, Anti-NADH Dehydrogenase (Ubiquinone) 1 Alpha Subcomplex, 3, 9kda

## All Photos (1)


Product No.	Clonality	Application	Species Reactivity	Citations	SDS
<a href="#">HPA046976</a>	polyclonal	IHC	human		<a href="#">View</a>



### Anti-NDUFA1 antibody produced in rabbit

**Synonym(s):** Anti-CI-MWFE, Anti-MWFE, Anti-NADH dehydrogenase (ubiquinone) 1 alpha subcomplex, 1, 7.5kDa

## All Photos (4)

Product No.	Clonality	Application	Species Reactivity	Citations	SDS
<a href="#">HPA029768</a>	polyclonal	IF	human		<a href="#">View</a>
<a href="#">HPA054359</a>	polyclonal	IHC	human		<a href="#">View</a>

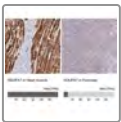


### Anti-NDUFA10 antibody produced in rabbit

**Synonym(s):** CI-42k

## All Photos (3)



Product No.	Clonality	Application	Species Reactivity	Citations	SDS
<a href="#">HPA059529</a>	polyclonal	IF	human		<a href="#">View</a>
<a href="#">HPA067045</a>	polyclonal	IHC	human		<a href="#">View</a>



### Anti-NDUFA7 antibody produced in rabbit

**Synonym(s):** Anti-B14.5a

## All Photos (11)


Product No.	Clonality	Application	Species Reactivity	Citations	SDS
<a href="#">HPA071866</a>	polyclonal	IHC	human		<a href="#">View</a>
<a href="#">HPA059251</a>	polyclonal	IF, IHC	human		<a href="#">View</a>



### Anti-NDUFA9 antibody produced in rabbit

**Synonym(s):** Anti-CI-39k, Anti-NADH dehydrogenase (ubiquinone) 1 alpha subcomplex, 9, 39kDa, Anti-NDUFS2L, Anti-SDR22E1


## All Photos (6)

Product No.	Clonality	Application	Species Reactivity	Citations	SDS
<a href="#">HPA073212</a>	polyclonal	IF	human		<a href="#">View</a>
<a href="#">HPA042268</a>	polyclonal	IHC, WB	human		<a href="#">View</a>

## All Photos (2) **Anti-NDUFAB1 antibody produced in rabbit**

**Synonym(s):** Anti-ACP, Anti-FASN2A, Anti-SDAP



Product No.	Clonality	Application	Species Reactivity	Citations	SDS
<a href="#">HPA054364</a>	polyclonal	IF, IHC	human		<a href="#">View</a>

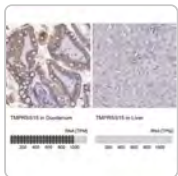


## **Anti-NDUFAF2 antibody produced in rabbit**

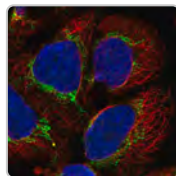
**Synonym(s):** Anti-B17.2L, Anti-MMTN, Anti-NADH dehydrogenase (ubiquinone) complex I, assembly factor 2, Anti-NDUFA12L, Anti-mimitin

## All Photos (5)

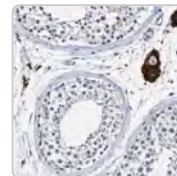
Product No.	Clonality	Application	Species Reactivity	Citations	SDS
<a href="#">HPA048082</a>	polyclonal	IF	human		<a href="#">View</a>
<a href="#">HPA054776</a>	polyclonal	IF, IHC	human		<a href="#">View</a>



Sigma-Aldrich  
**HPA072934**  
Anti-TMPRSS15



Sigma-Aldrich  
**HPA061396**  
Anti-AARS2  
antibody...

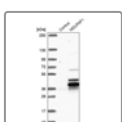


Sigma-Aldrich  
**HPA010972**  
Anti-VMA21  
antibody...

[View Price and Availability](#)

[View Price and Availability](#)


[View Price and Availability](#)

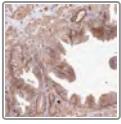


## **Anti-NDUFAF1 antibody produced in rabbit**

**Synonym(s):** Anti-Cgi-65, Anti-Cia30, Anti-Nadh dehydrogenase (ubiquinone) 1  $\alpha$  subcomplex, assembly factor 1

## All Photos (5)

Product No.	Clonality	Application	Species Reactivity	Citations	SDS
<a href="#">HPA040064</a>	polyclonal	IF, IHC	human		<a href="#">View</a>
<a href="#">HPA039933</a>	polyclonal	IF, IHC	human		<a href="#">View</a>




### Anti-NDUFAF4 antibody produced in rabbit

**Synonym(s):** Anti-C6orf66, Anti-HRPAP20, Anti-HSPC125, Anti-My013, Anti-NADH Dehydrogenase (Ubiquinone) 1 Alpha Subcomplex, Assembly Factor 4, Anti-bA22L21.1

## All Photos (2)

Product No.	Clonality	Application	Species Reactivity	Citations	SDS
<a href="#">HPA046560</a>	polyclonal	IF, IHC	human		<a href="#">View</a>



### Anti-NDUFB7 antibody produced in rabbit

**Synonym(s):** Anti-CI-B18 antibody produced in rabbit, Anti-Cell adhesion protein SQM1 antibody produced in rabbit, Anti-Complex I-B18 antibody produced in rabbit, Anti-NADH dehydrogenase (ubiquinone) 1 $\beta$ -subcomplex subunit 7 antibody produced in rabbit, Anti-NADH-ubiquinone oxidoreductase B18 subunit antibody produced in rabbit

## All Photos (3)

Product No.	Clonality	Application	Species Reactivity	Citations	SDS
<a href="#">HPA002817</a>	polyclonal	IHC	human, mouse, rat	1	<a href="#">View</a>



### Anti-NDUFB8 antibody produced in rabbit

**Synonym(s):** Anti-CI-ASH1 antibody produced in rabbit, Anti-Complex I-ASH1 antibody produced in rabbit, Anti-NADH dehydrogenase (ubiquinone) 1 $\beta$ -subcomplex subunit 8, mitochondrial precursor antibody produced in rabbit, Anti-NADH-ubiquinone oxidoreductase ASH1 subunit antibody produced in rabbit

## All Photos (2)


Product No.	Clonality	Application	Species Reactivity	Citations	SDS
<a href="#">HPA003886</a>	polyclonal	IHC	human	2	<a href="#">View</a>



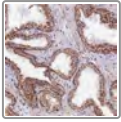
### Anti-NDUFB5 antibody produced in rabbit

**Synonym(s):** Anti-CI-SGDH antibody produced in rabbit, Anti-Complex I-SGDH antibody produced in rabbit, Anti-NADH dehydrogenase (ubiquinone) 1 $\beta$ -subcomplex subunit 5, mitochondrial precursor antibody produced in rabbit, Anti-NADH-ubiquinone oxidoreductase SGDHD subunit antibody produced in rabbit

## All Photos (6)

Product No.	Clonality	Application	Species Reactivity	Citations	SDS
<a href="#">HPA005640</a>	polyclonal	IF, IHC	human	5	 <a href="#">View</a>



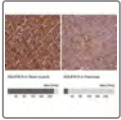


### Anti-NDUFB6 antibody produced in rabbit

**Synonym(s):** Anti-B17, Anti-CI, Anti-NADH Dehydrogenase (Ubiquinone) 1 Beta Subcomplex, 6, 17kda


[All Photos](#) (4)

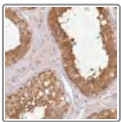
Product No.	Clonality	Application	Species Reactivity	Citations	SDS
<a href="#">HPA053334</a>	polyclonal	IF	human		<a href="#">View</a>
<a href="#">HPA044001</a>	polyclonal	IF, IHC	human	1	<a href="#">View</a>



### Anti-NDUFB10 antibody produced in rabbit

[All Photos](#) (3)

Product No.	Clonality	Application	Species Reactivity	Citations	SDS
<a href="#">HPA073189</a>	polyclonal	IHC	human		<a href="#">View</a>

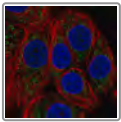


### Anti-NDUFB2 antibody produced in rabbit

**Synonym(s):** Anti-AGGG, Anti-CI-AGGG

[All Photos](#) (1)

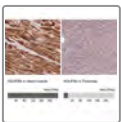
Product No.	Clonality	Application	Species Reactivity	Citations	SDS
<a href="#">HPA051377</a>	polyclonal	IHC	human		<a href="#">View</a>



### Anti-NDUFB1 antibody produced in rabbit

[All Photos](#) (2)


Product No.	Clonality	Application	Species Reactivity	Citations	SDS
<a href="#">HPA063737</a>	polyclonal	IF	human		<a href="#">View</a>



### Anti-NDUFB4 antibody produced in rabbit

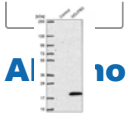
**Synonym(s):** Anti-B15

[All Photos](#) (5)

Product No.	Clonality	Application	Species Reactivity	Citations	SDS
<a href="#">HPA051739</a>	polyclonal	IF, IHC	human		<a href="#">View</a>





### Anti-NDUFB3 antibody produced in rabbit



**Synonym(s):** Anti-B12, Anti-CYPA, Anti-NADH dehydrogenase (ubiquinone) 1  $\beta$  subcomplex, 3

**All Photos (2)**


Product No.	Clonality	Application	Species Reactivity	Citations	SDS
<a href="#">HPA034596</a>	polyclonal	IHC	human		<a href="#">View</a>

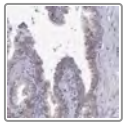


### Anti-NDUFB11 antibody produced in rabbit

**Synonym(s):** Anti-ESSS, Anti-NADH dehydrogenase (ubiquinone) 1  $\beta$  subcomplex, 11, Anti-NP17.3, Anti-Np15

**All Photos (3)**

Product No.	Clonality	Application	Species Reactivity	Citations	SDS
<a href="#">HPA030367</a>	polyclonal	IF, IHC	human		<a href="#">View</a>

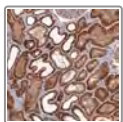


### Anti-NDUFC2 antibody produced in rabbit

**Synonym(s):** Anti-B14.5b, Anti-HLC-1, Anti-NADH dehydrogenase (ubiquinone) 1, subcomplex unknown, 2, 14.5kDa

**All Photos (3)**

Product No.	Clonality	Application	Species Reactivity	Citations	SDS
<a href="#">HPA056195</a>	polyclonal	IHC	human		<a href="#">View</a>
<a href="#">HPA038873</a>	polyclonal	IHC	human	1	<a href="#">View</a>

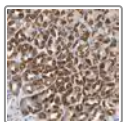


### Anti-NDUFC1 antibody produced in rabbit

**Synonym(s):** Anti-Kfyi, Anti-Nadh dehydrogenase (ubiquinone) 1, subcomplex unknown, 1, 6kda

**All Photos (2)**

Product No.	Clonality	Application	Species Reactivity	Citations	SDS
<a href="#">HPA044556</a>	polyclonal	IF, IHC	human		<a href="#">View</a>



### Anti-NDUFS8 antibody produced in rabbit

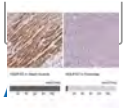
**Synonym(s):** Anti-CI-23kD, Anti-Complex I-23kD, Anti-NADH dehydrogenase [ubiquinone] iron-sulfur protein 8, mitochondrial precursor, Anti-NADH-ubiquinone oxidoreductase 23 kDa subunit, Anti-TYKY subunit

**All Photos (2)**

Product No.	Clonality	Application	Species Reactivity	Citations	SDS
<a href="#">HPA018524</a>	polyclonal	IF, IHC	human	3	<a href="#">View</a>



### Anti-NDUFS2 antibody produced in rabbit



**Synonym(s):** Anti-CI-49, Anti-NADH dehydrogenase (ubiquinone) Fe-S protein 2, 49kDa (NADH-coenzyme Q reductase)

[Photos \(9\)](#)

Product No.	Clonality	Application	Species Reactivity	Citations	SDS
<a href="#">HPA055140</a>	polyclonal	IF, IHC	human		<a href="#">View</a>
<a href="#">HPA061953</a>	polyclonal	IHC	human		<a href="#">View</a>



### Anti-NDUFS6 antibody produced in rabbit

**Synonym(s):** Anti-CI-13kA

[All Photos \(2\)](#)

Product No.	Clonality	Application	Species Reactivity	Citations	SDS
<a href="#">HPA064221</a>	polyclonal	IHC	human		<a href="#">View</a>




### Anti-NDUFS5 antibody produced in rabbit

**Synonym(s):** Anti-CI-15k, Anti-NADH dehydrogenase (ubiquinone) Fe-S protein 5, 15kDa (NADH-coenzyme Q reductase)

[All Photos \(2\)](#)

Product No.	Clonality	Application	Species Reactivity	Citations	SDS
<a href="#">HPA042582</a>	polyclonal	IHC	human		<a href="#">View</a>

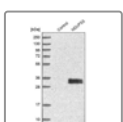


### Anti-NDUFS4 antibody produced in rabbit

**Synonym(s):** Anti-CI-18 kDa antibody produced in rabbit, Anti-CI-AQDQ antibody produced in rabbit, Anti-Complex I-18 kDa antibody produced in rabbit, Anti-Complex I-AQDQ antibody produced in rabbit, Anti-NADH dehydrogenase [ubiquinone] iron-sulfur protein 4, mitochondrial precursor antibody produced in rabbit, Anti-NADH-ubiquinone oxidoreductase 18 kDa subunit antibody produced in rabbit

[All Photos \(7\)](#)

Product No.	Clonality	Application	Species Reactivity	Citations	SDS
<a href="#">HPA003884</a>	polyclonal	IF, IHC	rat, human, mouse	3	<a href="#">View</a>



### Anti-NDUFS3 antibody produced in rabbit

**Synonym(s):** Anti-PTEN-like phosphatase antibody produced in rabbit, Anti-Phosphoinositide lipid phosphatase antibody produced in rabbit, Anti-Protein-tyrosine phosphatase mitochondrial 1, mitochondrial precursor antibody produced in rabbit

[All Photos \(4\)](#)




Product No.	Clonality	Application	Species Reactivity	Citations	SDS
<a href="#">HPA004484</a>	polyclonal	IF, IHC	human	2	<a href="#">View</a>

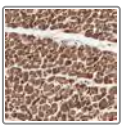


### Anti-NDUFV3 antibody produced in rabbit

**Synonym(s):** Anti-NADH dehydrogenase (ubiquinone) flavoprotein 3, Anti-CI-9kD, Anti-Complex I-9kD, Anti-NADH dehydrogenase, Anti-NADH-ubiquinone oxidoreductase 9 kDa subunit, Anti-Renal carcinoma antigen NY-REN-4

**All Photos** (17)

Product No.	Clonality	Application	Species Reactivity	Citations	SDS
<a href="#">HPA030427</a>	polyclonal	IF, IHC	human		 <a href="#">View</a>
<a href="#">HPA019791</a>	polyclonal	IHC	human	2	 <a href="#">View</a>
<a href="#">HPA020463</a>	polyclonal	IF, IHC	human	2	 <a href="#">View</a>

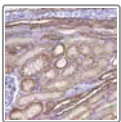


### Anti-NDUFV2 antibody produced in rabbit

**Synonym(s):** Anti-NADH dehydrogenase [ubiquinone] flavoprotein 2, mitochondrial precursor antibody produced in rabbit, Anti-NADH-ubiquinone oxidoreductase 24 kDa subunit antibody produced in rabbit

**All Photos** (5)

Product No.	Clonality	Application	Species Reactivity	Citations	SDS
<a href="#">HPA077896</a>	polyclonal	IF	human		<a href="#">View</a>
<a href="#">HPA003404</a>	polyclonal	IHC	human	7	<a href="#">View</a>



### Anti-NDUFV1 antibody produced in rabbit

**Synonym(s):** Anti-CI-51K, Anti-NADH Dehydrogenase (Ubiquinone) Flavoprotein 1, 51kda

**All Photos** (2)


Product No.	Clonality	Application	Species Reactivity	Citations	SDS
<a href="#">HPA075051</a>	polyclonal	IF	human		<a href="#">View</a>
<a href="#">HPA045211</a>	polyclonal	IHC	human		<a href="#">View</a>

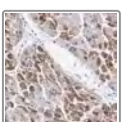


### Anti-NEB antibody produced in rabbit

**Synonym(s):** Anti-Nebulin

**All Photos** (5)

Product No.	Clonality	Application	Species Reactivity	Citations	SDS
<a href="#">HPA016601</a>	polyclonal	IHC	human		 <a href="#">View</a>




### Anti-NEBL antibody produced in rabbit

**Synonym(s):** Anti-Actin-binding Z-disk protein, Anti-Nebulette

## All Photos (2)




Product No.	Clonality	Application	Species Reactivity	Citations	SDS
<a href="#">HPA013995</a>	polyclonal	IHC	human	5	<a href="#">View</a>
<a href="#">HPA013994</a>	polyclonal	IHC	human	6	<a href="#">View</a>

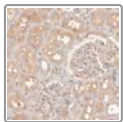


### Anti-NECAB1 antibody produced in rabbit

**Synonym(s):** Anti-EFCBP1, Anti-EF-hand calcium-binding protein 1, Anti-N-terminal EF-hand calcium-binding protein 1, Anti-Neuronal calcium-binding protein 1

## All Photos (33)

Product No.	Clonality	Application	Species Reactivity	Citations	SDS
<a href="#">HPA031262</a>	polyclonal	IHC, WB	human	1	 <a href="#">View</a>
<a href="#">HPA023252</a>	polyclonal	IF, IHC	human, mouse	3	 <a href="#">View</a>
<a href="#">HPA025963</a>	polyclonal	IF, IHC	human		 <a href="#">View</a>

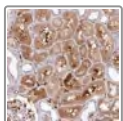


### Anti-NECAP2 antibody produced in rabbit

**Synonym(s):** Anti-FLJ10420, Anti-NECAP endocytosis associated 2, Anti-NF-ATC, Anti-NFAT2, Anti-NFATc

## All Photos (3)

Product No.	Clonality	Application	Species Reactivity	Citations	SDS
<a href="#">HPA028077</a>	polyclonal	IF, IHC	human	1	<a href="#">View</a>




### Anti-NECAP1 antibody produced in rabbit


**Synonym(s):** Anti-DKFZP566B183

## All Photos (2)

Product No.	Clonality	Application	Species Reactivity	Citations	SDS
<a href="#">HPA053980</a>	polyclonal	IF	human		<a href="#">View</a>
<a href="#">HPA063300</a>	polyclonal	IHC	human		

## All Photos (6) **Anti-NEFH antibody produced in rabbit**

Product No.	Clonality	Application	Species Reactivity	Citations	SDS
<a href="#">HPA061615</a>	polyclonal	IHC	human		<a href="#">View</a>

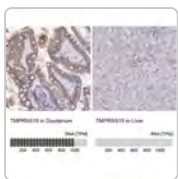


## **Anti-NEK7 antibody produced in rabbit**

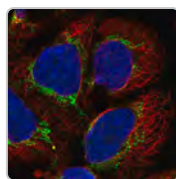
**Synonym(s):** Anti-NimA-related protein kinase 7, Anti-Serine/threonine-protein kinase Nek7

## All Photos (3)

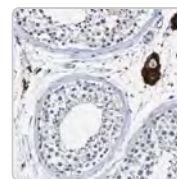
Product No.	Clonality	Application	Species Reactivity	Citations	SDS
<a href="#">HPA018193</a>	polyclonal	IF, IHC	human	5	<a href="#">View</a>
<a href="#">HPA015520</a>	polyclonal	IHC	human	4	<a href="#">View</a>



Sigma-Aldrich  
**HPA072934**  
Anti-TMPRSS15



Sigma-Aldrich  
**HPA061396**  
Anti-AARS2  
antibody...



Sigma-Aldrich  
**HPA010972**  
Anti-VMA21  
antibody...

[View Price and Availability](#)

[View Price and Availability](#)

[View Price and Availability](#)

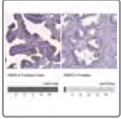


### Anti-NEK10 antibody produced in rabbit

**Synonym(s):** Anti-FLJ32685, Anti-NIMA (never in mitosis gene a)- related kinase 10

[All Photos](#) (2)



Product No.	Clonality	Application	Species Reactivity	Citations	SDS
<a href="#">HPA038941</a>	polyclonal	IF, IHC	human	4	<a href="#">View</a>



### Anti-NEK5 antibody produced in rabbit

**Synonym(s):** Anti-NIMA (never in mitosis gene a)-related kinase 5

[All Photos](#) (6)


Product No.	Clonality	Application	Species Reactivity	Citations	SDS
<a href="#">HPA035565</a>	polyclonal	IHC	human		 <a href="#">View</a>
<a href="#">HPA041399</a>	polyclonal	IHC	human	1	 <a href="#">View</a>

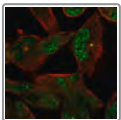


### Anti-NEK1 antibody produced in rabbit

**Synonym(s):** Anti-KIAA1901, Anti-NIMA (never in mitosis gene a)-related kinase 1, Anti-NY-REN-55

[All Photos](#) (7)

Product No.	Clonality	Application	Species Reactivity	Citations	SDS
<a href="#">HPA040413</a>	polyclonal	IF, IHC	human	1	 <a href="#">View</a>



### Anti-NEK2 antibody produced in rabbit

[All Photos](#) (1)

Product No.	Clonality	Application	Species Reactivity	Citations	SDS
<a href="#">HPA064967</a>	polyclonal	IF	human		<a href="#">View</a>



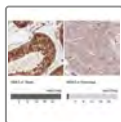
### Anti-NEK4 antibody produced in rabbit

**Synonym(s):** NRK2, STK2, pp12301, Anti-NimA-related protein kinase 4, Anti-Serine/threonine-protein kinase 2, Anti-Serine/threonine-protein kinase NRK2, Anti-Serine/threonine-protein kinase Nek4

[All Photos](#) (2)

Product No.	Clonality	Application	Species Reactivity	Citations	SDS
<a href="#">HPA058543</a>	polyclonal	IF	human		<a href="#">View</a>
<a href="#">HPA015750</a>	polyclonal	IHC	human		<a href="#">View</a>


Product No.	Clonality	Application	Species Reactivity	Citations	SDS
-------------	-----------	-------------	--------------------	-----------	-----



### Anti-NEK3 antibody produced in rabbit

**Synonym(s):** Anti-HSPK36, Anti-MGC29949, Anti-NIMA (never in mitosis gene a)-related kinase 3

[All Photos](#) (6)

Product No.	Clonality	Application	Species Reactivity	Citations	SDS
<a href="#">HPA043230</a>	polyclonal	IF, IHC	human		<a href="#">View</a>
<a href="#">HPA019062</a>	polyclonal	IHC	human	4	<a href="#">View</a>



### Anti-NEK9 antibody produced in rabbit

**Synonym(s):** Anti-NIMA-related kinase 8 antibody produced in rabbit, Anti-Nek8 antibody produced in rabbit, Anti-Nercc1 kinase antibody produced in rabbit, Anti-Never in mitosis A-related kinase 9 antibody produced in rabbit, Anti-NimA-related protein kinase 9 antibody produced in rabbit, Anti-Serine/threonine-protein kinase Nek9 antibody produced in rabbit

[All Photos](#) (6)

Product No.	Clonality	Application	Species Reactivity	Citations	SDS
<a href="#">HPA001405</a>	polyclonal	IF, IHC	human	3	<a href="#">View</a>

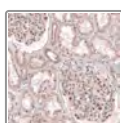


### Anti-NEK11 antibody produced in rabbit

**Synonym(s):** Anti-Never in mitosis A-related kinase 11, Anti-NimA-related protein kinase 11, Anti-Serine/threonine-protein kinase Nek11

[All Photos](#) (2)

Product No.	Clonality	Application	Species Reactivity	Citations	SDS
<a href="#">HPA016908</a>	polyclonal	IF, IHC	human	4	<a href="#">View</a>

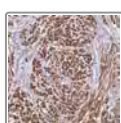


### Anti-NELL1 antibody produced in rabbit

**Synonym(s):** Anti-FLJ45906, Anti-IDH3GL, Anti-NEL-like 1 (chicken)

[All Photos](#) (3)

Product No.	Clonality	Application	Species Reactivity	Citations	SDS
<a href="#">HPA051535</a>	polyclonal	IHC	human	7	<a href="#">View</a>



### Anti-NET1 antibody produced in rabbit

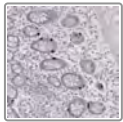
**Synonym(s):** Anti-ARHGEF8, Anti-NET1A, Anti-neuroepithelial cell transforming 1

[All Photos](#) (3)

Product No.	Clonality	Application	Species Reactivity	Citations	SDS
<a href="#">HPA020068</a>	polyclonal	IF, IHC	human	3	<a href="#">View</a>




Product No.	Clonality	Application	Species Reactivity	Citations	SDS
-------------	-----------	-------------	--------------------	-----------	-----



### Anti-NEU4 antibody produced in rabbit

[All Photos](#) (1)

Product No.	Clonality	Application	Species Reactivity	Citations	SDS
<a href="#">HPA037394</a>	polyclonal	IHC	human		<a href="#">View</a>



### Anti-NEU1 antibody produced in rabbit

**Synonym(s):** Anti-Acetylneuraminyl hydrolase, Anti-G9 sialidase, Anti-Lysosomal sialidase, Anti-N-acetyl-alpha-neuraminidase 1, Anti-Sialidase-1, Anti-Sialidase-1 precursor

[All Photos](#) (5)

Product No.	Clonality	Application	Species Reactivity	Citations	SDS
<a href="#">HPA021506</a>	polyclonal	IF, IHC	human	5	<a href="#">View</a>
<a href="#">HPA015634</a>	polyclonal	IHC	human	2	<a href="#">View</a>

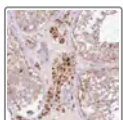


### Anti-NEXN antibody produced in rabbit

**Synonym(s):** Anti-F-actin binding protein, Anti-Nelin, Anti-Nexilin

[All Photos](#) (1)


Product No.	Clonality	Application	Species Reactivity	Citations	SDS
<a href="#">HPA011185</a>	polyclonal	IHC	human	5	<a href="#">View</a>



### Anti-NF1 antibody produced in rabbit

[All Photos](#) (4)


Product No.	Clonality	Application	Species Reactivity	Citations	SDS
<a href="#">HPA045502</a>	polyclonal	IHC	human	2	<a href="#">View</a>

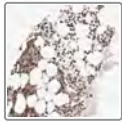


### Anti-NF2 antibody produced in rabbit

**Synonym(s):** Anti-Merlin antibody produced in rabbit, Anti-Moesin-ezrin-radixin-like protein antibody produced in rabbit, Anti-Neurofibromin-2 antibody produced in rabbit, Anti-Schwannomerlin antibody produced in rabbit, Anti-Schwannomin antibody produced in rabbit

[All Photos](#) (7)


Product No.	Clonality	Application	Species Reactivity	Citations	SDS
<a href="#">HPA003097</a>	polyclonal	IF, IHC	mouse, rat, human	21	 <a href="#">View</a>

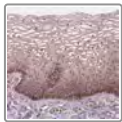


### Anti-NFAM1 antibody produced in rabbit

**Synonym(s):** Anti-CNAIP, Anti-NFAT activating protein with ITAM motif 1

[All Photos](#) (6)


Product No.	Clonality	Application	Species Reactivity	Citations	SDS
<a href="#">HPA031812</a>	polyclonal	IHC	human	8	 <a href="#">View</a>



### Anti-NFAT5 antibody produced in rabbit

[All Photos](#) (6)



Product No.	Clonality	Application	Species Reactivity	Citations	SDS
<a href="#">HPA057304</a>	polyclonal	IF	human		<a href="#">View</a>
<a href="#">HPA069711</a>	polyclonal	IF, IHC	human	1	<a href="#">View</a>

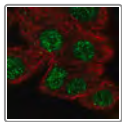


### Anti-NFATC2 antibody produced in rabbit

**Synonym(s):** Anti-NF-ATp, Anti-NFAT pre-existing subunit, Anti-Nuclear factor of activated T-cells, cytoplasmic 2, Anti-T-cell transcription factor NFAT1, Anti-NF-ATp antibody produced in rabbit, Anti-NFAT pre-existing subunit antibody produced in rabbit, Anti-Nuclear factor of activated T-cells, cytoplasmic 2 antibody produced in rabbit, Anti-T cell transcription factor NFAT1 antibody produced in rabbit

[All Photos](#) (9)

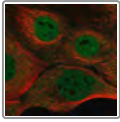
Product No.	Clonality	Application	Species Reactivity	Citations	SDS
<a href="#">HPA024369</a>	polyclonal	IHC	human	2	 <a href="#">View</a>
<a href="#">HPA008789</a>	polyclonal	IF, IHC	human	6	 <a href="#">View</a>



### Anti-NFATC1 antibody produced in rabbit

[All Photos](#) (1)

Product No.	Clonality	Application	Species Reactivity	Citations	SDS
<a href="#">HPA071732</a>	polyclonal	IF	human		<a href="#">View</a>



### Anti-NFATC3 antibody produced in rabbit

[All Photos](#) (1)

Product No.	Clonality	Application	Species Reactivity	Citations	SDS
<a href="#">HPA050665</a>	polyclonal	IF	human		<a href="#">View</a>

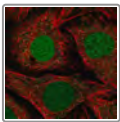


### Anti-NFATC4 antibody produced in rabbit

**Synonym(s):** Anti-NFAT3, Anti-nuclear factor of activated T-cells, cytoplasmic, calcineurin-dependent 4

[All Photos](#) (2)

Product No.	Clonality	Application	Species Reactivity	Citations	SDS
<a href="#">HPA076526</a>	polyclonal	IF	human		<a href="#">View</a>
<a href="#">HPA031641</a>	polyclonal	IHC	human	2	<a href="#">View</a>



### Anti-NFATC2IP antibody produced in rabbit

[All Photos](#) (1)


Product No.	Clonality	Application	Species Reactivity	Citations	SDS
<a href="#">HPA053587</a>	polyclonal	IF	human		<a href="#">View</a>



### Anti-NFKB1 antibody produced in rabbit

**Synonym(s):** Anti-DNA-binding factor KBF1, Anti-EBP-1, Anti-Nuclear factor NF-kappa-B p105 subunit

[All Photos](#) (8)

Product No.	Clonality	Application	Species Reactivity	Citations	SDS
<a href="#">HPA027305</a>	polyclonal	IF, IHC	human	4	 <a href="#">View</a>



### Anti-NFKBIA antibody produced in rabbit

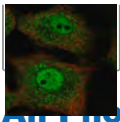
**Synonym(s):** Anti-IkBa, Anti-IKBA, Anti-MAD-3, Anti-MGC19604, Anti-NFKBI, Anti-nuclear factor of kappa light polypeptide gene enhancer in B-cells inhibitor, alpha

[All Photos](#) (3)

Product No.	Clonality	Application	Species Reactivity	Citations	SDS
<a href="#">HPA029207</a>	polyclonal	IF, IHC	human	1	<a href="#">View</a>



### Anti-NFKBIB antibody produced in rabbit



### All Photos (2)

Product No.	Clonality	Application	Species Reactivity	Citations	SDS
<a href="#">HPA063734</a>	polyclonal	IF	human		<a href="#">View</a>



### Anti-NFKBIE antibody produced in rabbit

**Synonym(s):** Anti-IκBε antibody produced in rabbit, Anti-I-κ-B-ε antibody produced in rabbit, Anti-IKB-ε antibody produced in rabbit, Anti-IKBE antibody produced in rabbit, Anti-NF-κ-B inhibitor ε antibody produced in rabbit, Anti-NF-κ-BIE antibody produced in rabbit

### All Photos (7)



Product No.	Clonality	Application	Species Reactivity	Citations	SDS
<a href="#">HPA002692</a>	polyclonal	IHC	human	2	<a href="#">View</a>
<a href="#">HPA005941</a>	polyclonal	IF, IHC	human	2	<a href="#">View</a>

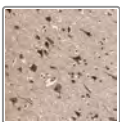


### Anti-NFS1 antibody produced in rabbit

**Synonym(s):** Anti-IscS, Anti-NifS

### All Photos (12)

Product No.	Clonality	Application	Species Reactivity	Citations	SDS
<a href="#">HPA051801</a>	polyclonal	IF, IHC	human		<a href="#">View</a>
<a href="#">HPA054755</a>	polyclonal	IHC	human		<a href="#">View</a>



### Anti-NGEF antibody produced in rabbit

**Synonym(s):** Anti-Eph-interacting exchange protein, Anti-Ephexin-1, Anti-Neuronal guanine nucleotide exchange factor

### All Photos (4)

Product No.	Clonality	Application	Species Reactivity	Citations	SDS
<a href="#">HPA008160</a>	polyclonal	IHC	human	2	


## All Photos (1) **Anti-NICN1 antibody produced in rabbit**

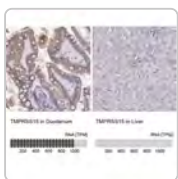
Product No.	Clonality	Application	Species Reactivity	Citations	SDS
<a href="#">HPA058014</a>	polyclonal	IF	human		<a href="#">View</a>



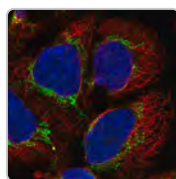
## **Anti-NID2 antibody produced in rabbit**

### All Photos (2)

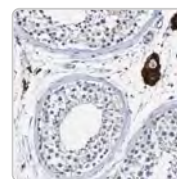
Product No.	Clonality	Application	Species Reactivity	Citations	SDS
<a href="#">HPA058772</a>	polyclonal	IF	human		<a href="#">View</a>



Sigma-Aldrich  
**HPA072934**  
Anti-TMPRSS15



Sigma-Aldrich  
**HPA061396**  
Anti-AARS2  
antibody...

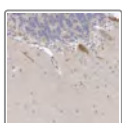


Sigma-Aldrich  
**HPA010972**  
Anti-VMA21  
antibody...

[View Price and Availability](#)

[View Price and Availability](#)

[View Price and Availability](#)



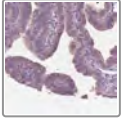
## **Anti-NIPA1 antibody produced in rabbit**

**Synonym(s):** Anti-Non-imprinted in Prader-Willi/Angelman syndrome region protein 1

### All Photos (1)

Product No.	Clonality	Application	Species Reactivity	Citations	SDS
<a href="#">HPA023269</a>	polyclonal	IHC	human	5	<a href="#">View</a>

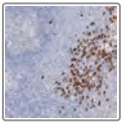
Product No.	Clonality	Application	Species Reactivity	Citations	SDS
-------------	-----------	-------------	--------------------	-----------	-----



### Anti-NIPA2 antibody produced in rabbit

[All Photos](#) (3)

Product No.	Clonality	Application	Species Reactivity	Citations	SDS
<a href="#">HPA071342</a>	polyclonal	IF	human		<a href="#">View</a>
<a href="#">HPA067160</a>	polyclonal	IHC	human		<a href="#">View</a>




### Anti-NIPAL4 antibody produced in rabbit

**Synonym(s):** Anti-ICHYN, Anti-NIPA-like domain containing 4

[All Photos](#) (1)

Product No.	Clonality	Application	Species Reactivity	Citations	SDS
<a href="#">HPA038259</a>	polyclonal	IHC	human	2	<a href="#">View</a>

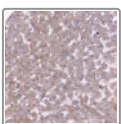


### Anti-NIPAL1 antibody produced in rabbit

**Synonym(s):** Anti-DKFZp686A06115, Anti-NIPA-like domain containing 1, Anti-NPAL1

[All Photos](#) (2)

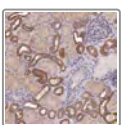
Product No.	Clonality	Application	Species Reactivity	Citations	SDS
<a href="#">HPA036765</a>	polyclonal	IF, IHC	human		<a href="#">View</a>



### Anti-NIPSNAP1 antibody produced in rabbit

[All Photos](#) (2)

Product No.	Clonality	Application	Species Reactivity	Citations	SDS
<a href="#">HPA059227</a>	polyclonal	IHC	human	1	<a href="#">View</a>




### Anti-NIPSNAP3A antibody produced in rabbit

[All Photos](#) (2)

Product No.	Clonality	Application	Species Reactivity	Citations	SDS
<a href="#">HPA042491</a>	polyclonal	IHC	human		<a href="#">View</a>



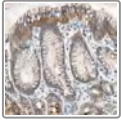
### Anti-NIT2 antibody produced in rabbit



**Synonym(s):** Anti-Nitrilase family, member 2

[Photos \(4\)](#)

Product No.	Clonality	Application	Species Reactivity	Citations	SDS
<a href="#">HPA036999</a>	polyclonal	IF, IHC	rat, human, mouse		<a href="#">View</a>

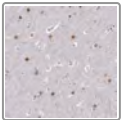


### Anti-NKAIN1 antibody produced in rabbit

**Synonym(s):** Anti-Protein FAM77C, Anti-Sodium/potassium-transporting ATPase subunit beta-1-interacting protein 1

[All Photos \(1\)](#)

Product No.	Clonality	Application	Species Reactivity	Citations	SDS
<a href="#">HPA006873</a>	polyclonal	IHC	human	2	<a href="#">View</a>

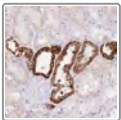


### Anti-NKAP antibody produced in rabbit

**Synonym(s):** Anti-NF- $\kappa$ -B-activating protein antibody produced in rabbit

[All Photos \(5\)](#)

Product No.	Clonality	Application	Species Reactivity	Citations	SDS
<a href="#">HPA000916</a>	polyclonal	IF, IHC	human	3	<a href="#">View</a>

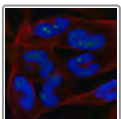


### Anti-NKD2 antibody produced in rabbit

**Synonym(s):** Anti-Naked2, Anti-naked cuticle homolog 2 (Drosophila)

[All Photos \(1\)](#)

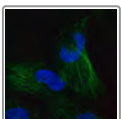
Product No.	Clonality	Application	Species Reactivity	Citations	SDS
<a href="#">HPA049463</a>	polyclonal	IHC	human		<a href="#">View</a>



### Anti-NKIRAS2 antibody produced in rabbit

[All Photos \(1\)](#)

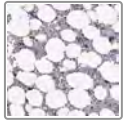
Product No.	Clonality	Application	Species Reactivity	Citations	SDS
<a href="#">HPA062861</a>	polyclonal	IF	human		<a href="#">View</a>



### Anti-NKIRAS1 antibody produced in rabbit

[All Photos \(1\)](#)

Product No.	Clonality	Application	Species Reactivity	Citations	SDS
<a href="#">HPA062521</a>	polyclonal	IF	human		<a href="#">View</a>

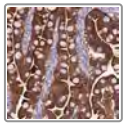


### Anti-NLRP12 antibody produced in rabbit

**Synonym(s):** Anti-Clr19.3, Anti-Monarch1, Anti-Nalp12, Anti-Nlr family, pyrin domain containing 12, Anti-Pan6, Anti-Pypaf7, Anti-Rno2

[All Photos](#) (4)

Product No.	Clonality	Application	Species Reactivity	Citations	SDS
<a href="#">HPA042981</a>	polyclonal	IHC	human	6	<a href="#">View</a>



### Anti-NLRP6 antibody produced in rabbit

**Synonym(s):** Anti-CLR11.4, Anti-NALP6, Anti-NLR family, pyrin domain containing 6, Anti-PAN3, Anti-PYPAF5

[All Photos](#) (2)

Product No.	Clonality	Application	Species Reactivity	Citations	SDS
<a href="#">HPA048500</a>	polyclonal	IHC	human		<a href="#">View</a>
<a href="#">HPA043681</a>	polyclonal	IHC	human		<a href="#">View</a>



### Anti-NLRP3 antibody produced in rabbit

**Synonym(s):** Anti-AGTAVPRL, Anti-AII, Anti-C1orf7, Anti-CIAS1, Anti-CLR1.1, FCAS, FCU, MWS, NALP3, PYPAF1

[All Photos](#) (4)

Product No.	Clonality	Application	Species Reactivity	Citations	SDS
<a href="#">HPA012878</a>	polyclonal	IHC	human	18	<a href="#">View</a>

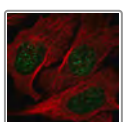


### Anti-NME6 antibody produced in rabbit

**Synonym(s):** Anti-IPIA-alpha, Anti-Inhibitor of p53-induced apoptosis-alpha, Anti-NDK 6, Anti-NDP kinase 6, Anti-Nucleoside diphosphate kinase 6, Anti-nm23-H6

[All Photos](#) (3)

Product No.	Clonality	Application	Species Reactivity	Citations	SDS
<a href="#">HPA017909</a>	polyclonal	IF, IHC	human	4	<a href="#">View</a>



### Anti-NME3 antibody produced in rabbit

[All Photos](#) (1)



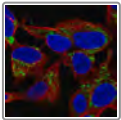
Product No.	Clonality	Application	Species Reactivity	Citations	SDS
<a href="#">HPA052733</a>	polyclonal	IF	human		<a href="#">View</a>



### Anti-NME1 antibody produced in rabbit

[All Photos](#) (7)


Product No.	Clonality	Application	Species Reactivity	Citations	SDS
<a href="#">HPA008467</a>	polyclonal	IF, IHC	mouse, human, rat	4	<a href="#">View</a>



### Anti-NME4 antibody produced in rabbit


[All Photos](#) (1)

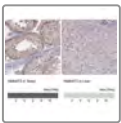
Product No.	Clonality	Application	Species Reactivity	Citations	SDS
<a href="#">HPA072588</a>	polyclonal	IF	human		<a href="#">View</a>



### Anti-NME7 antibody produced in rabbit

[All Photos](#) (3)


Product No.	Clonality	Application	Species Reactivity	Citations	SDS
<a href="#">HPA054289</a>	polyclonal	IF	human		<a href="#">View</a>
<a href="#">HPA038014</a>	polyclonal	IHC	human		<a href="#">View</a>

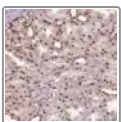


### Anti-NMNAT2

**Synonym(s):** C1orf15, KIAA0479, PNAT2

[All Photos](#) (3)

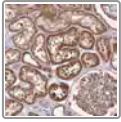
Product No.	Clonality	Application	Species Reactivity	Citations	SDS
<a href="#">HPA061714</a>	polyclonal	IHC	human		<a href="#">View</a>



### Anti-NMNAT1 antibody produced in rabbit

[All Photos](#) (6)

Product No.	Clonality	Application	Species Reactivity	Citations	SDS
<a href="#">HPA059447</a>	polyclonal	IF, IHC	human	1	<a href="#">View</a>

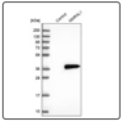


## Anti-NMNAT3 antibody produced in rabbit

**Synonym(s):** Anti-PNAT3

[All Photos](#) (2)

Product No.	Clonality	Application	Species Reactivity	Citations	SDS
<a href="#">HPA039077</a>	polyclonal	IF	human		<a href="#">View</a>
<a href="#">HPA057402</a>	polyclonal	IHC	human		<a href="#">View</a>

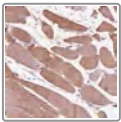


## Anti-NMRAL1 antibody produced in rabbit

**Synonym(s):** Anti-Flij25918, Anti-Hscarg, Anti-Nmra-like family domain containing 1, Anti-Sdr48a1

[All Photos](#) (3)


Product No.	Clonality	Application	Species Reactivity	Citations	SDS
<a href="#">HPA041353</a>	polyclonal	IF, IHC	human		<a href="#">View</a>



## Anti-NMRK2 antibody produced in rabbit

[All Photos](#) (2)

Product No.	Clonality	Application	Species Reactivity	Citations	SDS
<a href="#">HPA072450</a>	polyclonal	IHC	human		<a href="#">View</a>
<a href="#">HPA054792</a>	polyclonal	IF	human		<a href="#">View</a>




## Anti-NMT2 antibody produced in rabbit

**Synonym(s):** Anti-Glycylpeptide N-tetradecanoyltransferase 2 antibody produced in rabbit, Anti-Myristoyl-CoA:protein N-myristoyltransferase 2 antibody produced in rabbit, Anti-NMT 2 antibody produced in rabbit, Anti-Peptide N-myristoyltransferase 2 antibody produced in rabbit, Anti-Type II N-myristoyltransferase antibody produced in rabbit

[All Photos](#) (6)

Product No.	Clonality	Application	Species Reactivity	Citations	SDS
<a href="#">HPA001303</a>	polyclonal	IF, IHC	human	2	<a href="#">View</a>



## Anti-NNMT antibody produced in rabbit

[All Photos](#) (6)


Product No.	Clonality	Application	Species Reactivity	Citations	SDS
<a href="#">HPA059180</a>	polyclonal	IF, IHC	human	4	<a href="#">View</a>



## Anti-NNT antibody produced in rabbit

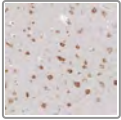
**Synonym(s):** Anti-NAD(P) transhydrogenase, mitochondrial precursor antibody produced in rabbit, Anti-Nicotinamide nucleotide transhydrogenase antibody produced in rabbit, Anti-Pyridine nucleotide transhydrogenase antibody produced in rabbit

**All  
Photos** (6)

Product No.	Clonality	Application	Species Reactivity	Citations	SDS
<a href="#">HPA004829</a>	polyclonal	IHC	human	10	

## All Photos (4) **Anti-NOM1 antibody produced in rabbit**

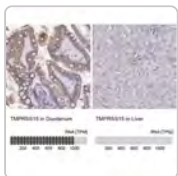
Product No.	Clonality	Application	Species Reactivity	Citations	SDS
<a href="#">HPA051624</a>	polyclonal	IF	human		<a href="#">View</a>
<a href="#">HPA019866</a>	polyclonal	IF, IHC	human	1	<a href="#">View</a>



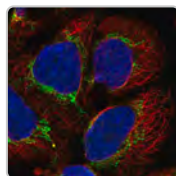
## **Anti-NOM01 antibody produced in rabbit**

### All Photos (3)

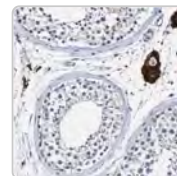
Product No.	Clonality	Application	Species Reactivity	Citations	SDS
<a href="#">HPA046697</a>	polyclonal	IHC	human		<a href="#">View</a>
<a href="#">HPA061174</a>	polyclonal	IHC	human		<a href="#">View</a>



Sigma-Aldrich  
**HPA072934**  
Anti-TMPRSS15



Sigma-Aldrich  
**HPA061396**  
Anti-AARS2  
antibody...



Sigma-Aldrich  
**HPA010972**  
Anti-VMA21  
antibody...

[View Price and Availability](#)

[View Price and Availability](#)



[View Price and Availability](#)



## **Anti-NOSIP antibody produced in rabbit**

**Synonym(s):** Anti-Cgi-25, Anti-Nitric oxide synthase interacting protein

## All Photos (8)

Product No.	Clonality	Application	Species Reactivity	Citations	SDS
<a href="#">HPA062132</a>	polyclonal	IF	human	1	 <a href="#">View</a>
<a href="#">HPA043464</a>	polyclonal	IF, IHC	human		 <a href="#">View</a>

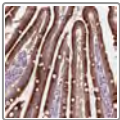


### Anti-NOSTRIN antibody produced in rabbit

**Synonym(s):** Anti-MGC20702, Anti-nitric oxide synthase trafficker

## All Photos (2)

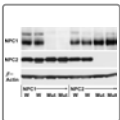
Product No.	Clonality	Application	Species Reactivity	Citations	SDS
<a href="#">HPA044384</a>	polyclonal	IF, IHC	human		<a href="#">View</a>



### Anti-NOXO1 antibody produced in rabbit

## All Photos (1)


Product No.	Clonality	Application	Species Reactivity	Citations	SDS
<a href="#">HPA071540</a>	polyclonal	IHC	human		<a href="#">View</a>

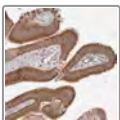


### Anti-NPC2 antibody produced in rabbit

**Synonym(s):** Anti-Epididymal secretory protein E1 precursor antibody produced in rabbit, Anti-Niemann-Pick disease type C2 protein antibody produced in rabbit, Anti-hE1 antibody produced in rabbit

## All Photos (8)

Product No.	Clonality	Application	Species Reactivity	Citations	SDS
<a href="#">HPA000835</a>	polyclonal	IHC	human, rat, mouse	9	 <a href="#">View</a>

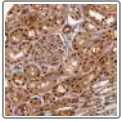


### Anti-NPC1 antibody produced in rabbit

**Synonym(s):** Anti-Niemann-Pick C1 protein

## All Photos (1)

Product No.	Clonality	Application	Species Reactivity	Citations	SDS
<a href="#">HPA026618</a>	polyclonal	IHC	human		<a href="#">View</a>



### Anti-NPEPL1 antibody produced in rabbit

**Synonym(s):** Anti-FLJ11583, Anti-aminopeptidase-like 1, Anti-bA261P9.2

[All Photos](#) (3)

Product No.	Clonality	Application	Species Reactivity	Citations	SDS
<a href="#">HPA036356</a>	polyclonal	IF, IHC	human		<a href="#">View</a>



### Anti-NPFFR1 antibody produced in rabbit

**Synonym(s):** Anti-GPR147, Anti-NPFF1R1, Anti-OT7T022, Anti-neuropeptide FF receptor 1

[All Photos](#) (1)

Product No.	Clonality	Application	Species Reactivity	Citations	SDS
<a href="#">HPA037521</a>	polyclonal	IHC	human		<a href="#">View</a>

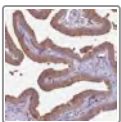


### Anti-NPHP4 antibody produced in rabbit

**Synonym(s):** Anti-KIAA0673, Anti-POC10, Anti-SLSN4

[All Photos](#) (1)

Product No.	Clonality	Application	Species Reactivity	Citations	SDS
<a href="#">HPA065526</a>	polyclonal	IHC	human		<a href="#">View</a>



### Anti-NPHP1 antibody produced in rabbit

[All Photos](#) (4)

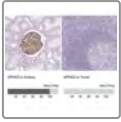
Product No.	Clonality	Application	Species Reactivity	Citations	SDS
<a href="#">HPA046093</a>	polyclonal	IHC	human		<a href="#">View</a>



### Anti-NPHP3 antibody produced in rabbit

[All Photos](#) (1)


Product No.	Clonality	Application	Species Reactivity	Citations	SDS
<a href="#">HPA009150</a>	polyclonal	IHC	human	4	<a href="#">View</a>

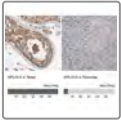


## Anti-NPHS2 antibody produced in rabbit

**Synonym(s):** Anti-PDCN, Anti-SRN1

[All Photos](#) (5)



Product No.	Clonality	Application	Species Reactivity	Citations	SDS
<a href="#">HPA049486</a>	polyclonal	IHC	human	2	 <a href="#">View</a>




## Anti-NPLOC4 antibody produced in rabbit

**Synonym(s):** Anti-Nuclear protein localization protein 4 homolog, Anti-Protein NPL4

[All Photos](#) (13)


Product No.	Clonality	Application	Species Reactivity	Citations	SDS
<a href="#">HPA021560</a>	polyclonal	IF, IHC	mouse, rat, human	2	 <a href="#">View</a>
<a href="#">HPA023295</a>	polyclonal	IF, IHC	human	5	 <a href="#">View</a>

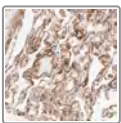


## Anti-NPM3 antibody produced in rabbit

**Synonym(s):** Anti-Nucleophosmin/nucleoplasmin 3

[All Photos](#) (4)

Product No.	Clonality	Application	Species Reactivity	Citations	SDS
<a href="#">HPA036296</a>	polyclonal	IHC	human		 <a href="#">View</a>
<a href="#">HPA036295</a>	polyclonal	IF, IHC	human		<a href="#">View</a>

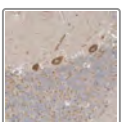


## Anti-NPNT antibody produced in rabbit

**Synonym(s):** Anti-Nephronectin precursor, Anti-Preosteoblast EGF-like repeat protein with MAM domain, Anti-Protein EGFL6-like

[All Photos](#) (6)

Product No.	Clonality	Application	Species Reactivity	Citations	SDS
<a href="#">HPA050203</a>	polyclonal	IF	human		<a href="#">View</a>
<a href="#">HPA003711</a>	polyclonal	IHC	human	6	<a href="#">View</a>

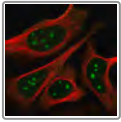


## Anti-NPPC antibody produced in rabbit

**Synonym(s):** Anti-CNP, Anti-Natriuretic peptide precursor C

[All Photos](#) (4)

Product No.	Clonality	Application	Species Reactivity	Citations	SDS
<a href="#">HPA035362</a>	polyclonal	IHC	human	1	<a href="#">View</a>

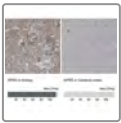


### Anti-NPR1 antibody produced in rabbit

**Synonym(s):** Anti-ANPRA, Anti-ANPa, Anti-GUCY2A, Anti-NPRA, Anti-natriuretic peptide receptor A/guanylate cyclase A (atrionatriuretic peptide receptor A)

[All Photos](#) (1)


Product No.	Clonality	Application	Species Reactivity	Citations	SDS
<a href="#">HPA031087</a>	polyclonal	IF, IHC (p)	human	1	<a href="#">View</a>

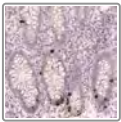


### Anti-NPR3 antibody produced in rabbit

**Synonym(s):** Anti-19A, Anti-ANPRC, Anti-CD319, Anti-CRACC, Anti-CS1, Anti-GUCY2B, Anti-NPRC, Anti-natriuretic peptide receptor C/guanylate cyclase C (atrionatriuretic peptide receptor C)

[All Photos](#) (8)

Product No.	Clonality	Application	Species Reactivity	Citations	SDS
<a href="#">HPA052702</a>	polyclonal	IF, IHC	human		<a href="#">View</a>
<a href="#">HPA031065</a>	polyclonal	IHC, WB	human	7	 <a href="#">View</a>




### Anti-NPSR1 antibody produced in rabbit

**Synonym(s):** Anti-G-protein coupled receptor 154, Anti-G-protein coupled receptor PGR14, Anti-G-protein coupled receptor for asthma susceptibility, Anti-Neuropeptide S receptor

[All Photos](#) (1)

Product No.	Clonality	Application	Species Reactivity	Citations	SDS
<a href="#">HPA007489</a>	polyclonal	IHC	human	1	<a href="#">View</a>

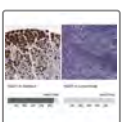


### Anti-NPVF antibody produced in rabbit

**Synonym(s):** Anti-C7orf9, Anti-Neuropeptide vf precursor, Anti-Rfrp

[All Photos](#) (2)

Product No.	Clonality	Application	Species Reactivity	Citations	SDS
<a href="#">HPA041733</a>	polyclonal	IHC	human	3	<a href="#">View</a>



### Anti-NQO1 antibody produced in rabbit


**Synonym(s):** Anti-Azoreductase antibody produced in rabbit, Anti-DT-diaphorase antibody produced in rabbit, Anti-DTD antibody produced in rabbit, Anti-Menadione reductase antibody produced in rabbit, Anti-NAD(P)H dehydrogenase [quinone] 1 antibody produced in rabbit, Anti-NAD(P)H:quinone oxidoreductase 1 antibody

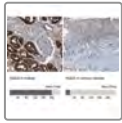


[All](#)

[Photos](#) (7)

produced in rabbit, Anti-Phylloquinone reductase antibody produced in rabbit, Anti-QR1 antibody produced in rabbit, Anti-Quinone reductase 1 antibody produced in rabbit

Product No.	Clonality	Application	Species Reactivity	Citations	SDS
<a href="#">HPA007308</a>	polyclonal	IF, IHC	human	21	 <a href="#">View</a>





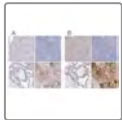
### Anti-NQO2 antibody produced in rabbit

**Synonym(s):** Anti-NRH dehydrogenase [quinone] 2, Anti-NRH:quinone oxidoreductase 2, Anti-QR2, Anti-Quinone reductase 2, Anti-Ribosylidihyronicotinamide dehydrogenase

[All](#)

[Photos](#) (10)

Product No.	Clonality	Application	Species Reactivity	Citations	SDS
<a href="#">HPA021283</a>	polyclonal	IHC	human	3	 <a href="#">View</a>
<a href="#">HPA021332</a>	polyclonal	IF, IHC	human	3	 <a href="#">View</a>

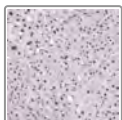


### Anti-NRAP antibody produced in rabbit

**Synonym(s):** Anti-Nebulin-related anchoring protein

[All Photos](#) (10)

Product No.	Clonality	Application	Species Reactivity	Citations	SDS
<a href="#">HPA037953</a>	polyclonal	IHC	human		<a href="#">View</a>
<a href="#">HPA037954</a>	polyclonal	IHC	human	3	<a href="#">View</a>

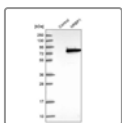


### Anti-NRBF2 antibody produced in rabbit

**Synonym(s):** Anti-COPR1, Anti-COPR2, Anti-DKFZp564C1664, Anti-FLJ30395

[All Photos](#) (3)

Product No.	Clonality	Application	Species Reactivity	Citations	SDS
<a href="#">HPA021670</a>	polyclonal	IHC	human	1	<a href="#">View</a>
<a href="#">HPA059477</a>	polyclonal	IHC	human		<a href="#">View</a>





### Anti-NRBP1 antibody produced in rabbit

**Synonym(s):** Anti-BCON3, Anti-MADM, Anti-MUDPNP, Anti-NRBP, Anti-nuclear receptor binding protein  
1

[All](#)

[Photos](#) (2)


Product No.	Clonality	Application	Species Reactivity	Citations	SDS
<a href="#">HPA029527</a>	polyclonal	IHC	human		 <a href="#">View</a>

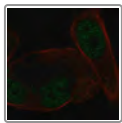


### Anti-NR3C1 antibody produced in rabbit

**Synonym(s):** Anti-GR antibody produced in rabbit, Anti-Glucocorticoid receptor antibody produced in rabbit

[All Photos](#) (3)

Product No.	Clonality	Application	Species Reactivity	Citations	SDS
<a href="#">HPA004248</a>	polyclonal	IF	human	4	 <a href="#">View</a>



### Anti-NR3C2 antibody produced in rabbit

[All Photos](#) (1)

Product No.	Clonality	Application	Species Reactivity	Citations	SDS
<a href="#">HPA074979</a>	polyclonal	IF	human		<a href="#">View</a>

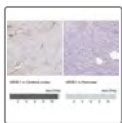


### Anti-NR1D1 antibody produced in rabbit

**Synonym(s):** Anti-Rev-ErbA $\alpha$ , Anti-THRA1, Anti-THRAL, Anti-ear-1, Anti-hRev, Anti-nuclear receptor subfamily 1, group D, member 1

[All Photos](#) (2)


Product No.	Clonality	Application	Species Reactivity	Citations	SDS
<a href="#">HPA007935</a>	polyclonal	IF, IHC	human	1	<a href="#">View</a>



### Anti-NR2E1 antibody produced in rabbit

**Synonym(s):** Anti-TLL, Anti-TLX, Anti-XTLL

[All Photos](#) (3)

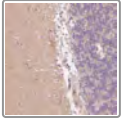
Product No.	Clonality	Application	Species Reactivity	Citations	SDS
<a href="#">HPA055642</a>	polyclonal	IHC	human		 <a href="#">View</a>

All

## Anti-NRG4 antibody produced in rabbit

**Photos** (1) **Synonym(s):** Anti-Pro-NRG4 antibody produced in rabbit, Anti-Pro-neuregulin-4, membrane-bound isoform antibody produced in rabbit

Product No.	Clonality	Application	Species Reactivity	Citations	SDS
<a href="#">HPA010957</a>	polyclonal	IHC	human	5	<a href="#">View</a>

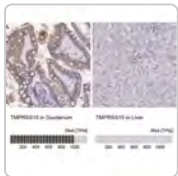


## Anti-NRG2 antibody produced in rabbit

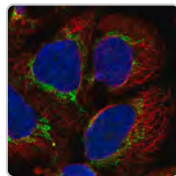
**Synonym(s):** Anti-Don-1, Anti-HRG2, Anti-NTAK, Anti-Neuregulin 2

**All Photos** (4)

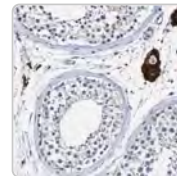
Product No.	Clonality	Application	Species Reactivity	Citations	SDS
<a href="#">HPA047973</a>	polyclonal	IF, IHC	human		<a href="#">View</a>
<a href="#">HPA038935</a>	polyclonal	IF, IHC (p), WB	human		<a href="#">View</a>



Sigma-Aldrich  
**HPA072934**  
Anti-TMPRSS15



Sigma-Aldrich  
**HPA061396**  
Anti-AARS2  
antibody...

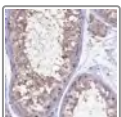


Sigma-Aldrich  
**HPA010972**  
Anti-VMA21  
antibody...

[View Price and Availability](#)

[View Price and Availability](#)

[View Price and Availability](#)



## Anti-NR1H3 antibody produced in rabbit

**Synonym(s):** Anti-LXR-a, Anti-Nuclear receptor subFamily 1, group H, member 3, Anti-RLD-1

## All Photos (2)

Product No.	Clonality	Application	Species Reactivity	Citations	SDS
<a href="#">HPA036443</a>	polyclonal	IHC	human	1	<a href="#">View</a>



## Anti-NR1I2 antibody produced in rabbit

## All Photos (3)

Product No.	Clonality	Application	Species Reactivity	Citations	SDS
<a href="#">HPA073926</a>	polyclonal	IF	human		<a href="#">View</a>
<a href="#">HPA029309</a>	polyclonal	IF	human		<a href="#">View</a>
<a href="#">HPA055121</a>	polyclonal	IF	human		<a href="#">View</a>

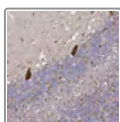


## Anti-NRIP1 antibody produced in rabbit

**Synonym(s):** Anti-RIP140, Anti-nuclear receptor interacting protein 1

## All Photos (5)

Product No.	Clonality	Application	Species Reactivity	Citations	SDS
<a href="#">HPA060036</a>	polyclonal	IF	human		<a href="#">View</a>
<a href="#">HPA046571</a>	polyclonal	IHC	human	2	<a href="#">View</a>




## Anti-NRSN1 antibody produced in rabbit

**Synonym(s):** Anti-VMP, Anti-p24

## All Photos (2)


Product No.	Clonality	Application	Species Reactivity	Citations	SDS
<a href="#">HPA061006</a>	polyclonal	IF, IHC	human		<a href="#">View</a>

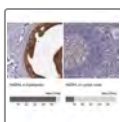


## Anti-NRSN2 antibody produced in rabbit

**Synonym(s):** Anti-Neurensin-2

## All Photos (3)



Product No.	Clonality	Application	Species Reactivity	Citations	SDS
<a href="#">HPA015967</a>	polyclonal	IF, IHC	human	3	 <a href="#">View</a>

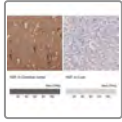


## Anti-NSDHL antibody produced in rabbit

**Synonym(s):** Anti-H105e3 protein antibody produced in rabbit, Anti-Sterol-4 $\alpha$ -carboxylate 3-dehydrogenase, decarboxylating antibody produced in rabbit

**All**  
**Photos** (17)


Product No.	Clonality	Application	Species Reactivity	Citations	SDS
<a href="#">HPA000248</a>	polyclonal	IF, IHC	human	2	 <a href="#">View</a>
<a href="#">HPA000571</a>	polyclonal	IF, IHC	rat, human, mouse	1	 <a href="#">View</a>



**Anti-NSF antibody produced in rabbit**

**Synonym(s):** Anti-N-Ethylmaleimide sensitive fusion protein antibody produced in rabbit, Anti-NEM-sensitive fusion protein antibody produced in rabbit, Anti-Vesicle-fusing ATPase antibody produced in rabbit, Anti-Vesicular-fusion protein NSF antibody produced in rabbit

**All**  
**Photos** (8)



Product No.	Clonality	Application	Species Reactivity	Citations	SDS
<a href="#">HPA071089</a>	polyclonal	IF	human		<a href="#">View</a>
<a href="#">HPA003154</a>	polyclonal	IF, IHC	human	3	 <a href="#">View</a>



**Anti-NSFL1C antibody produced in rabbit**

**Synonym(s):** Anti-NSFL1 (p97) cofactor (p47), Anti-UBX1, Anti-UBXD10, Anti-UBXN2C, Anti-dJ776F14.1, Anti-p47

**All**  
**Photos** (14)


Product No.	Clonality	Application	Species Reactivity	Citations	SDS
<a href="#">HPA050628</a>	polyclonal	IF, IHC	human		 <a href="#">View</a>
<a href="#">HPA047108</a>	polyclonal	IF, IHC	human		 <a href="#">View</a>




**Anti-NSMAF antibody produced in rabbit**

**Synonym(s):** Anti-FAN, Anti-Neutral sphingomyelinase (N-SMase) activation associated factor, Anti-Factor associated with N-SMase activation, Anti-Factor associated with neutral sphingomyelinase activation, Anti-Protein FAN

**All**  
**Photos** (9)


Product No.	Clonality	Application	Species Reactivity	Citations	SDS
<a href="#">HPA023148</a>	polyclonal	IHC	human	2	 <a href="#">View</a>
<a href="#">HPA023151</a>	polyclonal	IF, IHC	human	2	<a href="#">View</a>
<a href="#">HPA023067</a>	polyclonal	IHC	human	2	<a href="#">View</a>




**Anti-NSUN5 antibody produced in rabbit**

**Synonym(s):** Anti-NOL1/NOP2/Sun domain family member 5, Anti-NOL1R, Anti-Putative methyltransferase NSUN5, Anti-Williams-Beuren syndrome chromosomal region 20A protein

**All  
Photos** (6)


Product No.	Clonality	Application	Species Reactivity	Citations	SDS
<a href="#">HPA046867</a>	polyclonal	IF	human		<a href="#">View</a>
<a href="#">HPA020536</a>	polyclonal	IF, IHC	human	2	 <a href="#">View</a>
<a href="#">HPA045590</a>	polyclonal	IF	human		<a href="#">View</a>



**Anti-NT5M antibody produced in rabbit**

**Synonym(s):** Anti-5',3'-Nucleotidase, Mitochondrial, Anti-dNT-2, Anti-dNT2, Anti-mdN

**All Photos** (2)

Product No.	Clonality	Application	Species Reactivity	Citations	SDS
<a href="#">HPA043777</a>	polyclonal	IHC	human		 <a href="#">View</a>

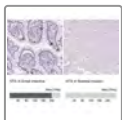


**Anti-NTN1 antibody produced in rabbit**

**Synonym(s):** Anti-NTN1L


**All Photos** (1)

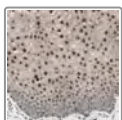
Product No.	Clonality	Application	Species Reactivity	Citations	SDS
<a href="#">HPA056419</a>	polyclonal	IHC	human		<a href="#">View</a>



**Anti-NTS antibody produced in rabbit**

**All Photos** (5)

Product No.	Clonality	Application	Species Reactivity	Citations	SDS
<a href="#">HPA026664</a>	polyclonal	IHC	human	1	 <a href="#">View</a>

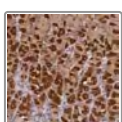


**Anti-NUAK2 antibody produced in rabbit**

**Synonym(s):** Anti-NUAK family SNF1-like kinase 2 antibody produced in rabbit, Anti-SNARK antibody produced in rabbit, Anti-SNF1/AMP kinase-related kinase antibody produced in rabbit

**All  
Photos** (6)

Product No.	Clonality	Application	Species Reactivity	Citations	SDS
<a href="#">HPA008958</a>	polyclonal	IF, IHC, WB	human	3	<a href="#">View</a>




**Anti-NUBP2 antibody produced in rabbit**

**Synonym(s):** Anti-Cfd1, Anti-Nucleotide binding protein 2 (mind homolog, *E. Coli*)

## All Photos (3)


Product No.	Clonality	Application	Species Reactivity	Citations	SDS
<a href="#">HPA041704</a>	polyclonal	IF, IHC	human		<a href="#">View</a>

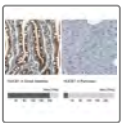


### Anti-NUCB2 antibody produced in rabbit

**Synonym(s):** Anti-DNA-binding protein NEFA, Anti-Gastric cancer antigen Zg4, Anti-Nucleobindin-2 precursor

## All Photos (7)


Product No.	Clonality	Application	Species Reactivity	Citations	SDS
<a href="#">HPA008395</a>	polyclonal	IF, IHC	human, rat	3	 <a href="#">View</a>



### Anti-NUCB1 antibody produced in rabbit

**Synonym(s):** Anti-CALNUC, Anti-Nucleobindin-1 precursor

## All Photos (7)




Product No.	Clonality	Application	Species Reactivity	Citations	SDS
<a href="#">HPA008176</a>	polyclonal	IF, IHC	human	1	 <a href="#">View</a>

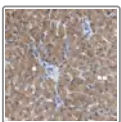


### Anti-NUDCD3 antibody produced in rabbit

**Synonym(s):** Anti-NudC domain-containing protein 3

## All Photos (19)

Product No.	Clonality	Application	Species Reactivity	Citations	SDS
<a href="#">HPA019136</a>	polyclonal	IF, IHC, WB	human	5	 <a href="#">View</a>
<a href="#">HPA019529</a>	polyclonal	IHC	human, rat	2	 <a href="#">View</a>
<a href="#">HPA019528</a>	polyclonal	IHC	human	2	 <a href="#">View</a>




### Anti-NUDT5 antibody produced in rabbit

**Synonym(s):** Anti-ADP-sugar pyrophosphatase, Anti-Nucleoside diphosphate-linked moiety X motif 5, Anti-Nudix motif 5, Anti-YSA1H

## All Photos (7)


Product No.	Clonality	Application	Species Reactivity	Citations	SDS
<a href="#">HPA019827</a>	polyclonal	IF, IHC	rat, human	3	<a href="#">View</a>

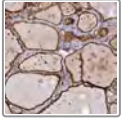


### Anti-NUDT9 antibody produced in rabbit

**Synonym(s):** Anti-MGC3037, Anti-Nudix (nucleoside diphosphate linked moiety X)-type motif 9

### All Photos (3)

Product No.	Clonality	Application	Species Reactivity	Citations	SDS
<a href="#">HPA036917</a>	polyclonal	IHC	human		<a href="#">View</a>
<a href="#">HPA044866</a>	polyclonal	IHC	human		<a href="#">View</a>

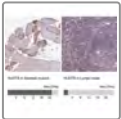


### Anti-NUDT14 antibody produced in rabbit

**Synonym(s):** Anti-Nudix (Nucleoside Diphosphate Linked Moiety X)-Type Motif 14, Anti-UGPP

### All Photos (6)


Product No.	Clonality	Application	Species Reactivity	Citations	SDS
<a href="#">HPA058759</a>	polyclonal	IF	human		<a href="#">View</a>
<a href="#">HPA046755</a>	polyclonal	IHC	human		<a href="#">View</a>

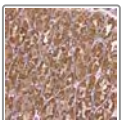


### Anti-NUDT8 antibody produced in rabbit

**Synonym(s):** Anti-Flj41567, Anti-Nudix (nucleoside diphosphate linked moiety x)-type motif 8

### All Photos (6)

Product No.	Clonality	Application	Species Reactivity	Citations	SDS
<a href="#">HPA041466</a>	polyclonal	IHC	human		<a href="#">View</a>
<a href="#">HPA041252</a>	polyclonal	IF, IHC	human		<a href="#">View</a>

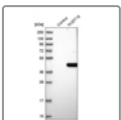


### Anti-NUDT12 antibody produced in rabbit

**Synonym(s):** Anti-DKFZP7611172, Anti-nudix (nucleoside diphosphate linked moiety X)-type motif 12


### All Photos (1)

Product No.	Clonality	Application	Species Reactivity	Citations	SDS
<a href="#">HPA045449</a>	polyclonal	IHC	human		<a href="#">View</a>

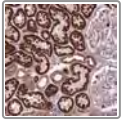


### Anti-NUDT18 antibody produced in rabbit

### All Photos (7)

Product No.	Clonality	Application	Species Reactivity	Citations	SDS
<a href="#">HPA030125</a>	polyclonal	IF	human		<a href="#">View</a>
<a href="#">HPA028581</a>	polyclonal	IF, IHC	human	1	 <a href="#">View</a>



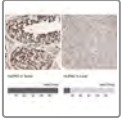


## Anti-NUDT16L1 antibody produced in rabbit

**Synonym(s):** Anti-Nudix (Nucleoside Diphosphate Linked Moiety X)-Type Motif 16-Like 1, Anti-SDOS


[All Photos](#) (6)

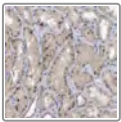
Product No.	Clonality	Application	Species Reactivity	Citations	SDS
<a href="#">HPA044186</a>	polyclonal	IF, IHC	human	6	<a href="#">View</a>
<a href="#">HPA063605</a>	polyclonal	IHC	human		<a href="#">View</a>



## Anti-NUP62 antibody produced in rabbit

[All Photos](#) (7)

Product No.	Clonality	Application	Species Reactivity	Citations	SDS
<a href="#">HPA005435</a>	polyclonal	IF, IHC	human	1	 <a href="#">View</a>

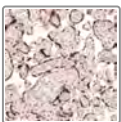


## Anti-NUP93 antibody produced in rabbit

**Synonym(s):** Anti-93 kDa nucleoporin, Anti-Nuclear pore complex protein Nup93, Anti-Nucleoporin Nup93

[All Photos](#) (6)

Product No.	Clonality	Application	Species Reactivity	Citations	SDS
<a href="#">HPA017937</a>	polyclonal	IHC	human, rat, mouse	3	<a href="#">View</a>






## Anti-NUP54 antibody produced in rabbit

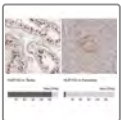
**Synonym(s):** Anti-Nucleoporin 54kDa


[All Photos](#) (7)

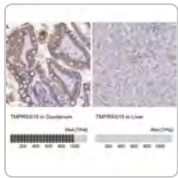
Product No.	Clonality	Application	Species Reactivity	Citations	SDS
<a href="#">HPA058122</a>	polyclonal	IF	human		<a href="#">View</a>
<a href="#">HPA035929</a>	polyclonal	IHC	rat, mouse, human	4	

**All****Anti-NUP43 antibody produced in rabbit****Photos** (20)**Synonym(s):** Anti-DKFZp434J193, Anti-FLJ13287, Anti-bA350J20.1, Anti-nucleoporin, Anti-nucleoporin 43kDa

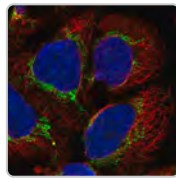
Product No.	Clonality	Application	Species Reactivity	Citations	SDS
<a href="#">HPA028500</a>	polyclonal	IHC	human		 <a href="#">View</a>
<a href="#">HPA027291</a>	polyclonal	IHC	mouse, rat, human		 <a href="#">View</a>
<a href="#">HPA027126</a>	polyclonal	IHC	human, rat, mouse		 <a href="#">View</a>

**Anti-NUP153 antibody produced in rabbit****Synonym(s):** Anti-HNUP153, Anti-nucleoporin 153kDa**All Photos** (17)

Product No.	Clonality	Application	Species Reactivity	Citations	SDS
<a href="#">HPA027896</a>	polyclonal	IF, IHC	human	3	 <a href="#">View</a>
<a href="#">HPA027898</a>	polyclonal	IF, IHC	human	6	<a href="#">View</a>
<a href="#">HPA027897</a>	polyclonal	IF, IHC	human	1	<a href="#">View</a>



Sigma-Aldrich  
**HPA072934**  
 Anti-TMPRSS15



Sigma-Aldrich  
**HPA061396**  
 Anti-AARS2  
 antibody...

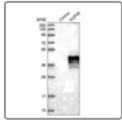


Sigma-Aldrich  
**HPA010972**  
 Anti-VMA21  
 antibody...

[View Price and Availability](#)

[View Price and Availability](#)



[View Price and Availability](#)

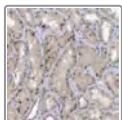


### Anti-NUP35 antibody produced in rabbit

**Synonym(s):** Anti-35 kDa nucleoporin, Anti-MP-44, Anti-Mitotic phosphoprotein 44, Anti-Nuclear pore complex protein Nup53, Anti-Nucleoporin NUP53, Anti-Nucleoporin Nup35

[All Photos](#) (10)

Product No.	Clonality	Application	Species Reactivity	Citations	SDS
<a href="#">HPA018401</a>	polyclonal	IHC	human	3	<a href="#">View</a>
<a href="#">HPA018441</a>	polyclonal	IF, IHC	human	3	 <a href="#">View</a>
<a href="#">HPA018410</a>	polyclonal	IHC	human	3	 <a href="#">View</a>

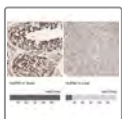


### Anti-NUP93 antibody produced in rabbit

**Synonym(s):** Anti-93 kDa nucleoporin, Anti-Nuclear pore complex protein Nup93, Anti-Nucleoporin Nup93


[All Photos](#) (6)

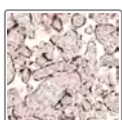
Product No.	Clonality	Application	Species Reactivity	Citations	SDS
<a href="#">HPA017937</a>	polyclonal	IHC	human, rat, mouse	3	<a href="#">View</a>



### Anti-NUP62 antibody produced in rabbit

[All Photos](#) (7)

Product No.	Clonality	Application	Species Reactivity	Citations	SDS
<a href="#">HPA005435</a>	polyclonal	IF, IHC	human	1	 <a href="#">View</a>

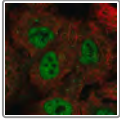


### Anti-NUP54 antibody produced in rabbit

**Synonym(s):** Anti-Nucleoporin 54kDa

[All Photos](#) (7)

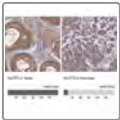
Product No.	Clonality	Application	Species Reactivity	Citations	SDS
<a href="#">HPA058122</a>	polyclonal	IF	human		<a href="#">View</a>
<a href="#">HPA035929</a>	polyclonal	IHC	rat, mouse, human	4	<a href="#">View</a>



### Anti-NUP98 antibody produced in rabbit

[All Photos](#) (1)


Product No.	Clonality	Application	Species Reactivity	Citations	SDS
<a href="#">HPA074810</a>	polyclonal	IF	human		<a href="#">View</a>

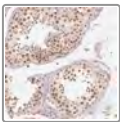


### Anti-NUTF2 antibody produced in rabbit

**Synonym(s):** Anti-Ntf2, Anti-Nuclear transport factor 2, Anti-Pp15

[All Photos](#) (5)

Product No.	Clonality	Application	Species Reactivity	Citations	SDS
<a href="#">HPA040915</a>	polyclonal	IHC	human		<a href="#">View</a>
<a href="#">HPA040956</a>	polyclonal	IF, IHC	human		 <a href="#">View</a>




### Anti-NXF3 antibody produced in rabbit

**Synonym(s):** Anti-Nuclear RNA export factor 3 antibody produced in rabbit, Anti-TAP-like protein 3 antibody produced in rabbit, Anti-TAPL-3 antibody produced in rabbit

[All Photos](#) (3)


Product No.	Clonality	Application	Species Reactivity	Citations	SDS
<a href="#">HPA003132</a>	polyclonal	IHC	human	2	<a href="#">View</a>
<a href="#">HPA046757</a>	polyclonal	IF, IHC	human		<a href="#">View</a>

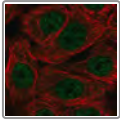


### Anti-NXN antibody produced in rabbit

**Synonym(s):** Anti-Nucleoredoxin

[All Photos](#) (5)

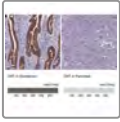
Product No.	Clonality	Application	Species Reactivity	Citations	SDS
<a href="#">HPA023566</a>	polyclonal	IF, IHC	human, mouse, rat	4	 <a href="#">View</a>



## Anti-NXT1 antibody produced in rabbit

[All Photos](#) (1)


Product No.	Clonality	Application	Species Reactivity	Citations	SDS
<a href="#">HPA047471</a>	polyclonal	IF	human		<a href="#">View</a>

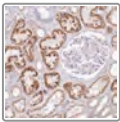


## Anti-OAT antibody produced in rabbit

**Synonym(s):** Anti-Hoga, Anti-Ornithine aminotransferase

[All Photos](#) (8)

Product No.	Clonality	Application	Species Reactivity	Citations	SDS
<a href="#">HPA064742</a>	polyclonal	IF	human		<a href="#">View</a>
<a href="#">HPA040098</a>	polyclonal	IHC	human		 <a href="#">View</a>



## Anti-OAZ2 antibody produced in rabbit

[All Photos](#) (2)

Product No.	Clonality	Application	Species Reactivity	Citations	SDS
<a href="#">HPA047694</a>	polyclonal	IF, IHC	human		<a href="#">View</a>



## Anti-OAZ1 antibody produced in rabbit

**Synonym(s):** Anti-ODC-Az antibody produced in rabbit, Anti-Ornithine decarboxylase antizyme antibody produced in rabbit

[All Photos](#) (5)


Product No.	Clonality	Application	Species Reactivity	Citations	SDS
<a href="#">HPA009291</a>	polyclonal	IF, IHC	human	5	<a href="#">View</a>



## Anti-OBSCN antibody produced in rabbit


**Synonym(s):** Anti-Obscurin, Anti-Obscurin-MLCK, Anti-Obscurin-RhoGEF, Anti-Obscurin-myosin light chain kinase

[All Photos](#) (5)

Product No.	Clonality	Application	Species Reactivity	Citations	SDS
<a href="#">HPA021186</a>	polyclonal	IF, IHC	human	2	 <a href="#">View</a>




## Anti-OCLN antibody produced in rabbit



tos (6)

Product No.	Clonality	Application	Species Reactivity	Citations	SDS
<a href="#">HPA005933</a>	polyclonal	IF, IHC	human	7	<a href="#">View</a>

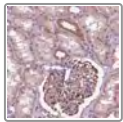


### Anti-OCRL antibody produced in rabbit

**Synonym(s):** Anti-Inositol polyphosphate 5-phosphatase OCRL-1, Anti-Lowe oculocerebrorenal syndrome protein

[All Photos](#) (5)

Product No.	Clonality	Application	Species Reactivity	Citations	SDS
<a href="#">HPA012495</a>	polyclonal	IHC	human	4	<a href="#">View</a>

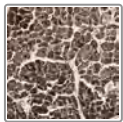


### Anti-ODF3L2 antibody produced in rabbit

**Synonym(s):** Anti-C19orf19, Anti-FLJ40059

[All Photos](#) (1)


Product No.	Clonality	Application	Species Reactivity	Citations	SDS
<a href="#">HPA067973</a>	polyclonal	IHC	human		<a href="#">View</a>



### Anti-OGDH antibody produced in rabbit

**Synonym(s):** Anti-2-Oxoglutarate dehydrogenase E1 component, mitochondrial precursor, Anti-Alpha-ketoglutarate dehydrogenase, Anti-2-oxoglutarate dehydrogenase E1 component, mitochondrial

[All Photos](#) (12)


Product No.	Clonality	Application	Species Reactivity	Citations	SDS
<a href="#">HPA019514</a>	polyclonal	IF, IHC	human	3	<a href="#">View</a>
<a href="#">HPA020347</a>	polyclonal	IF, IHC	mouse, rat, human	8	 <a href="#">View</a>



### Anti-OGDHL antibody produced in rabbit

**Synonym(s):** Anti-FLJ10851, Anti-oxoglutarate dehydrogenase-like

[All Photos](#) (7)

Product No.	Clonality	Application	Species Reactivity	Citations	SDS
<a href="#">HPA052497</a>	polyclonal	IF, IHC	human		 <a href="#">View</a>



### Anti-OGFOD1 antibody produced in rabbit

**Synonym(s):** Anti-2-Oxoglutarate and iron-dependent oxygenase domain containing 1 antibody produced in rabbit

**All  
Photos (7)**

Product No.	Clonality	Application	Species Reactivity	Citations	SDS
<b>HPA003215</b>	polyclonal	IF, IHC	mouse, human, rat	7	<a href="#">View</a>

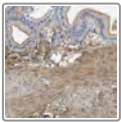


**Anti-OGFOD2 antibody produced in rabbit**

**Synonym(s):** Anti-2-oxoglutarate and iron-dependent oxygenase domain containing 2, Anti-Flj13491, Anti-Flj37501

**All  
Photos (6)**

Product No.	Clonality	Application	Species Reactivity	Citations	SDS
<b>HPA040306</b>	polyclonal	IF, IHC	rat, human, mouse		<a href="#">View</a>
<b>HPA039448</b>	polyclonal	IHC	human		<a href="#">View</a>



**Anti-OGN antibody produced in rabbit**

**Synonym(s):** Anti-Mimecan precursor, Anti-OIF, Anti-Osteoglycin, Anti-Osteoinductive factor

**All Photos (2)**



Product No.	Clonality	Application	Species Reactivity	Citations	SDS
<b>HPA013132</b>	polyclonal	IF, IHC	human	7	<a href="#">View</a>




**Anti-OGT antibody produced in rabbit**

**Synonym(s):** Anti-FLJ23071, Anti-HRNT1, Anti-MGC22921, Anti-O-GLCNAC, Anti-O-linked N-acetylglucosamine (GlcNAc) transferase (UDP-N-acetylglucosamine:polypeptide-N-acetylglucosaminyl transferase)

**All  
Photos (9)**



Product No.	Clonality	Application	Species Reactivity	Citations	SDS
<b>HPA030753</b>	polyclonal	IF	human		 <a href="#">View</a>
<b>HPA030751</b>	polyclonal	IHC	human, mouse, rat	8	 <a href="#">View</a>
<b>HPA030752</b>	polyclonal	IHC	human	4	<a href="#">View</a>
<b>HPA030754</b>	polyclonal	IHC	human		<a href="#">View</a>

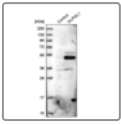


**Anti-OLA1 antibody produced in rabbit**

**Synonym(s):** Anti-GTPBP9, Anti-Obg-like ATPase 1, Anti-PTD004

**All Photos (10)**


Product No.	Clonality	Application	Species Reactivity	Citations	SDS
<a href="#">HPA041443</a>	polyclonal	IF	human		<a href="#">View</a>
<a href="#">HPA035790</a>	polyclonal	IF, IHC	mouse, human, rat	6 	<a href="#">View</a>

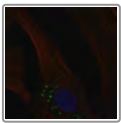


### Anti-OLFML1 antibody produced in rabbit

**Synonym(s):** Anti-Olfactomedin-like 1, Anti-UNQ564

[All Photos](#) (2)

Product No.	Clonality	Application	Species Reactivity	Citations	SDS
<a href="#">HPA039735</a>	polyclonal	IHC	human		<a href="#">View</a>

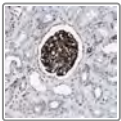


### Anti-OLFML3 antibody produced in rabbit

**Synonym(s):** HNOEL-iso, OLF44

[All Photos](#) (1)

Product No.	Clonality	Application	Species Reactivity	Citations	SDS
<a href="#">HPA027991</a>	polyclonal	IF	human		<a href="#">View</a>

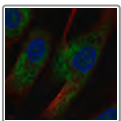


### Anti-OLFML2A antibody produced in rabbit

**Synonym(s):** Anti-Olfactomedin-like protein 2A, Anti-Photomedin-1

[All Photos](#) (3)

Product No.	Clonality	Application	Species Reactivity	Citations	SDS
<a href="#">HPA021180</a>	polyclonal	IF, IHC	human	3	<a href="#">View</a>
<a href="#">HPA022254</a>	polyclonal	IHC	human	3	<a href="#">View</a>



### Anti-OMD antibody produced in rabbit

**Synonym(s):** SLRR2C, osteoadherin

[All Photos](#) (1)

Product No.	Clonality	Application	Species Reactivity	Citations	SDS
<a href="#">HPA069948</a>	polyclonal	IF	human		<a href="#">View</a>




### Anti-ONECUT1 antibody produced in rabbit

**Synonym(s):** Anti-HNF-6 antibody produced in rabbit, Anti-Hepatocyte nuclear factor 6 antibody produced in rabbit, Anti-One cut domain family member 1 antibody produced in rabbit

[All Photos](#) (4)

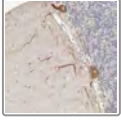


Product No.	Clonality	Application	Species Reactivity	Citations	SDS
<b>HPA003457</b>	polyclonal	IHC	human	3	

## All Photos (1) **Anti-OPHN1 antibody produced in rabbit**

**Synonym(s):** Anti-Oligophrenin 1 antibody produced in rabbit

Product No.	Clonality	Application	Species Reactivity	Citations	SDS
<a href="#">HPA002919</a>	polyclonal	IHC	human	5	<a href="#">View</a>

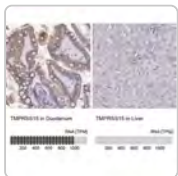


## **Anti-OPLAH antibody produced in rabbit**

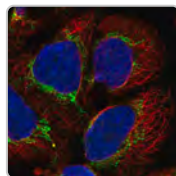
**Synonym(s):** Anti-5-OPase, Anti-5-oxo-L-prolinase, Anti-5-oxoprolinase, Anti-OPLAH, Anti-Pyroglutamase

## All Photos (3)

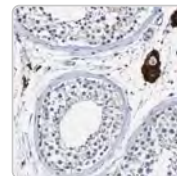
Product No.	Clonality	Application	Species Reactivity	Citations	SDS
<a href="#">HPA052429</a>	polyclonal	IF	human		<a href="#">View</a>
<a href="#">HPA026562</a>	polyclonal	IHC	human		<a href="#">View</a>
<a href="#">HPA028260</a>	polyclonal	IHC	human		<a href="#">View</a>



Sigma-Aldrich  
**HPA072934**  
Anti-TMPRSS15



Sigma-Aldrich  
**HPA061396**  
Anti-AARS2  
antibody...



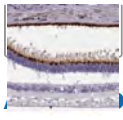
Sigma-Aldrich  
**HPA010972**  
Anti-VMA21  
antibody...

[View Price and Availability](#)

[View Price and Availability](#)

[View Price and Availability](#)

## **Anti-OPN5 antibody produced in rabbit**





tos (1)

Product No.	Clonality	Application	Species Reactivity	Citations	SDS
<a href="#">HPA026084</a>	polyclonal	IHC	human		<a href="#">View</a>



### Anti-OPN1SW antibody produced in rabbit

[All Photos](#) (10)



Product No.	Clonality	Application	Species Reactivity	Citations	SDS
<a href="#">HPA014083</a>	polyclonal	IHC	human		<a href="#">View</a>
<a href="#">HPA013562</a>	polyclonal	IHC	human		<a href="#">View</a>



### Anti-OPTC antibody produced in rabbit

**Synonym(s):** Anti-Opticin



[All Photos](#) (11)

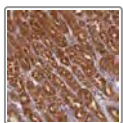
Product No.	Clonality	Application	Species Reactivity	Citations	SDS
<a href="#">HPA034952</a>	polyclonal	IHC, WB	human		<a href="#">View</a>
<a href="#">HPA034951</a>	polyclonal	IHC	human		<a href="#">View</a>



### Anti-OPTN antibody produced in rabbit

[All Photos](#) (14)

Product No.	Clonality	Application	Species Reactivity	Citations	SDS
<a href="#">HPA003360</a>	polyclonal	IF, IHC	human	8	 <a href="#">View</a>
<a href="#">HPA003279</a>	polyclonal	IF, IHC	human	10	 <a href="#">View</a>




### Anti-OR5A2 antibody produced in rabbit

**Synonym(s):** Anti-olfactory receptor, family 5, subfamily A, member 2

[All Photos](#) (2)

Product No.	Clonality	Application	Species Reactivity	Citations	SDS
<a href="#">HPA049575</a>	polyclonal	IHC	human		<a href="#">View</a>

Product No.	Clonality	Application	Species Reactivity	Citations	SDS
<a href="#">HPA047135</a>	polyclonal	IHC	human		<a href="#">View</a>



### Anti-OR4A47 antibody produced in rabbit

[All Photos](#) (1)

Product No.	Clonality	Application	Species Reactivity	Citations	SDS
<a href="#">HPA059763</a>	polyclonal	IHC	human		<a href="#">View</a>

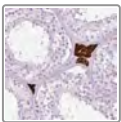


### Anti-OR7A5 antibody produced in rabbit

**Synonym(s):** Anti-HTPCR2

[All Photos](#) (1)

Product No.	Clonality	Application	Species Reactivity	Citations	SDS
<a href="#">HPA053823</a>	polyclonal	IHC	human		<a href="#">View</a>

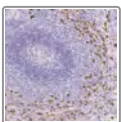


### Anti-OR10A7 antibody produced in rabbit

**Synonym(s):** Anti-olfactory receptor, family 10, subfamily A, member 7

[All Photos](#) (1)

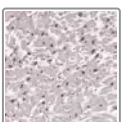
Product No.	Clonality	Application	Species Reactivity	Citations	SDS
<a href="#">HPA055111</a>	polyclonal	IHC	human		<a href="#">View</a>



### Anti-OR51A7 antibody produced in rabbit

[All Photos](#) (1)

Product No.	Clonality	Application	Species Reactivity	Citations	SDS
<a href="#">HPA061356</a>	polyclonal	IHC	human		<a href="#">View</a>



### Anti-OR10AD1 antibody produced in rabbit

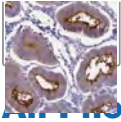
**Synonym(s):** Anti-OR10AD1P, Anti-olfactory receptor, family 10, subfamily AD, member 1

[All Photos](#) (1)

Product No.	Clonality	Application	Species Reactivity	Citations	SDS
<a href="#">HPA049913</a>	polyclonal	IHC	human	1	<a href="#">View</a>



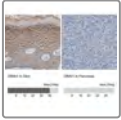
### Anti-OR2AE1 antibody produced in rabbit



**Synonym(s):** Anti-Olfactory receptor, family 2, subfamily ae, member 1, Anti-Or2ae2

[All Photos](#) (1)


Product No.	Clonality	Application	Species Reactivity	Citations	SDS
<a href="#">HPA042957</a>	polyclonal	IHC	human		<a href="#">View</a>

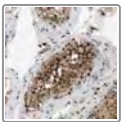


### Anti-ORAI1 antibody produced in rabbit

**Synonym(s):** Anti-Calcium release-activated calcium channel protein 1, Anti-Protein orai-1, Anti-Transmembrane protein 142A

[All Photos](#) (8)

Product No.	Clonality	Application	Species Reactivity	Citations	SDS
<a href="#">HPA061823</a>	polyclonal	IF	human		<a href="#">View</a>
<a href="#">HPA016583</a>	polyclonal	IF, IHC	human	2	 <a href="#">View</a>

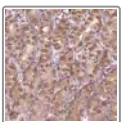


### Anti-ORAI3 antibody produced in rabbit

**Synonym(s):** Anti-Protein orai-3, Anti-Transmembrane protein 142C

[All Photos](#) (2)

Product No.	Clonality	Application	Species Reactivity	Citations	SDS
<a href="#">HPA015022</a>	polyclonal	IF, IHC	human	6	<a href="#">View</a>

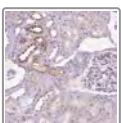


### Anti-ORAI2 antibody produced in rabbit

**Synonym(s):** Anti-C7orf19, Anti-CBCIP2, Anti-FLJ12474, Anti-FLJ14733, Anti-H\_NH0514P08.8, Anti-TMEM142B

[All Photos](#) (2)

Product No.	Clonality	Application	Species Reactivity	Citations	SDS
<a href="#">HPA055137</a>	polyclonal	IF	human	1	<a href="#">View</a>
<a href="#">HPA065937</a>	polyclonal	IHC	human		<a href="#">View</a>



### Anti-OR2AK2 antibody produced in rabbit

**Synonym(s):** Anti-OR2AK1P, Anti-olfactory receptor, family 2, subfamily AK, member 2

[All Photos](#) (1)

Product No.	Clonality	Application	Species Reactivity	Citations	SDS
<a href="#">HPA052544</a>	polyclonal	IHC	human		<a href="#">View</a>

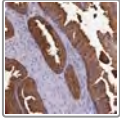


### Anti-OR6B1 antibody produced in rabbit

**Synonym(s):** Anti-OR7-3, Anti-olfactory receptor, family 6, subfamily B, member 1

[All Photos](#) (1)

Product No.	Clonality	Application	Species Reactivity	Citations	SDS
<a href="#">HPA053164</a>	polyclonal	IHC	human		<a href="#">View</a>

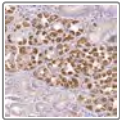


### Anti-OR56B1 antibody produced in rabbit

**Synonym(s):** Anti-Olfactory receptor, family 56, subfamily b, member 1, Anti-Or56b1p

[All Photos](#) (1)

Product No.	Clonality	Application	Species Reactivity	Citations	SDS
<a href="#">HPA045043</a>	polyclonal	IHC	human		<a href="#">View</a>

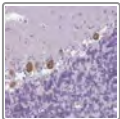


### Anti-OR2B11 antibody produced in rabbit

**Synonym(s):** Anti-Olfactory Receptor, Family 2, Subfamily B, Member 11

[All Photos](#) (1)

Product No.	Clonality	Application	Species Reactivity	Citations	SDS
<a href="#">HPA047459</a>	polyclonal	IHC	human		<a href="#">View</a>

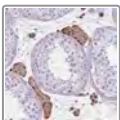


### Anti-OR6B2 antibody produced in rabbit

**Synonym(s):** Anti-OR6B2P, Anti-olfactory receptor, family 6, subfamily B, member 2

[All Photos](#) (1)

Product No.	Clonality	Application	Species Reactivity	Citations	SDS
<a href="#">HPA047529</a>	polyclonal	IHC	human		<a href="#">View</a>



### Anti-OR51B5 antibody produced in rabbit

[All Photos](#) (1)

Product No.	Clonality	Application	Species Reactivity	Citations	SDS
<a href="#">HPA063124</a>	polyclonal	IHC	human		<a href="#">View</a>

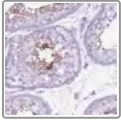


### Anti-OR10C1 antibody produced in rabbit

**Synonym(s):** Anti-OR10C1P, Anti-OR10C2, Anti-hs6M1-17, Anti-olfactory receptor, family 10, subfamily C, member 1

**All**  
**Photos (1)**

Product No.	Clonality	Application	Species Reactivity	Citations	SDS
<a href="#">HPA049336</a>	polyclonal	IHC	human		<a href="#">View</a>

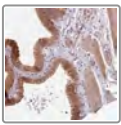


**Anti-OR7C1 antibody produced in rabbit**

**Synonym(s):** Anti-OR19-5, Anti-OR7C4, Anti-olfactory receptor, family 7, subfamily C, member 1

**All Photos (1)**

Product No.	Clonality	Application	Species Reactivity	Citations	SDS
<a href="#">HPA047127</a>	polyclonal	IHC	human		<a href="#">View</a>

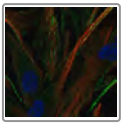


**Anti-OR4C3 antibody produced in rabbit**

**Synonym(s):** Anti-olfactory receptor, family 4, subfamily C, member 3

**All Photos (1)**

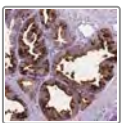
Product No.	Clonality	Application	Species Reactivity	Citations	SDS
<a href="#">HPA049116</a>	polyclonal	IHC	human		<a href="#">View</a>



**Anti-OR2C3 antibody produced in rabbit**

**All Photos (1)**

Product No.	Clonality	Application	Species Reactivity	Citations	SDS
<a href="#">HPA058578</a>	polyclonal	IF	human		<a href="#">View</a>

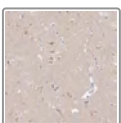


**Anti-OR4C5 antibody produced in rabbit**

**Synonym(s):** Anti-OR4C5P, Anti-OR4C5Q

**All Photos (1)**

Product No.	Clonality	Application	Species Reactivity	Citations	SDS
<a href="#">HPA049516</a>	polyclonal	IHC	human		<a href="#">View</a>



**Anti-OR51D1 antibody produced in rabbit**

**Synonym(s):** Anti-OR51D1Q

**All Photos (1)**

Product No.	Clonality	Application	Species Reactivity	Citations	SDS
<a href="#">HPA061240</a>	polyclonal	IHC	human		<a href="#">View</a>

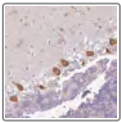


### **Anti-OR13D1 antibody produced in rabbit**

**Synonym(s):** Anti-olfactory receptor, family 13, subfamily D, member 1

[All Photos](#) (1)

Product No.	Clonality	Application	Species Reactivity	Citations	SDS
<a href="#">HPA055921</a>	polyclonal	IHC	human		<a href="#">View</a>



### **Anti-OR52D1 antibody produced in rabbit**

**Synonym(s):** Anti-olfactory receptor, family 52, subfamily D, member 1

[All Photos](#) (1)

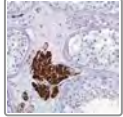
Product No.	Clonality	Application	Species Reactivity	Citations	SDS
<a href="#">HPA046965</a>	polyclonal	IHC	human		<a href="#">View</a>



## All Photos (1) **Anti-OR51D1 antibody produced in rabbit**

**Synonym(s):** Anti-OR51D1Q

Product No.	Clonality	Application	Species Reactivity	Citations	SDS
<a href="#">HPA061240</a>	polyclonal	IHC	human		<a href="#">View</a>

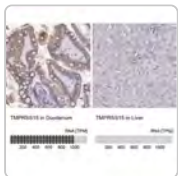


## **Anti-OR4D5 antibody produced in rabbit**

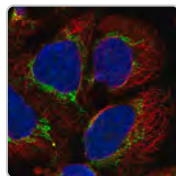
**Synonym(s):** Anti-Olfactory Receptor, Family 4, Subfamily D, Member 5

### All Photos (1)

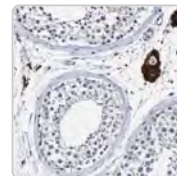
Product No.	Clonality	Application	Species Reactivity	Citations	SDS
<a href="#">HPA045005</a>	polyclonal	IHC	human		<a href="#">View</a>



Sigma-Aldrich  
**HPA072934**  
Anti-TMPRSS15



Sigma-Aldrich  
**HPA061396**  
Anti-AARS2  
antibody...



Sigma-Aldrich  
**HPA010972**  
Anti-VMA21  
antibody...

[View Price and Availability](#)

[View Price and Availability](#)

[View Price and Availability](#)

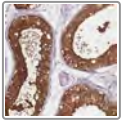


## **Anti-OR51E1 antibody produced in rabbit**

**Synonym(s):** Anti-GPR136, Anti-GPR164, Anti-OR51E1P, Anti-OR52A3P, Anti-olfactory receptor, family 51, subfamily E, member 1

### All Photos (1)

Product No.	Clonality	Application	Species Reactivity	Citations	SDS
<a href="#">HPA051439</a>	polyclonal	IHC	human		<a href="#">View</a>

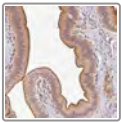


### Anti-OR11H1 antibody produced in rabbit

**Synonym(s):** Anti-OR22-1

[All Photos](#) (1)

Product No.	Clonality	Application	Species Reactivity	Citations	SDS
<a href="#">HPA047370</a>	polyclonal	IHC	human		<a href="#">View</a>

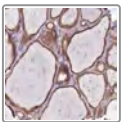


### Anti-OR11H4 antibody produced in rabbit

**Synonym(s):** Anti-olfactory receptor, family 11, subfamily H, member 4

[All Photos](#) (1)

Product No.	Clonality	Application	Species Reactivity	Citations	SDS
<a href="#">HPA052790</a>	polyclonal	IHC	human		<a href="#">View</a>

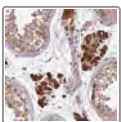


### Anti-OR52I2 antibody produced in rabbit

**Synonym(s):** Anti-olfactory receptor, family 52, subfamily I, member 2

[All Photos](#) (1)

Product No.	Clonality	Application	Species Reactivity	Citations	SDS
<a href="#">HPA049343</a>	polyclonal	IHC	human		<a href="#">View</a>




### Anti-OR14J1 antibody produced in rabbit

**Synonym(s):** Anti-OR5U1, Anti-Olfactory Receptor, Family 14, Subfamily J, Member 1, Anti-hs6M1-28

[All Photos](#) (1)

Product No.	Clonality	Application	Species Reactivity	Citations	SDS
<a href="#">HPA045575</a>	polyclonal	IHC	human		<a href="#">View</a>



### Anti-OR10J3 antibody produced in rabbit

**Synonym(s):** Anti-OR10J3P, Anti-Olfactory Receptor, Family 10, Subfamily J, Member 3

[All Photos](#) (1)

Product No.	Clonality	Application	Species Reactivity	Citations	SDS
<a href="#">HPA042963</a>	polyclonal	IHC	human		<a href="#">View</a>




### Anti-OR14K1 antibody produced in rabbit



**Synonym(s):** Anti-Olfactory receptor 5AY1, Anti-Olfactory receptor OR1-39

[All Photos](#) (1)

Product No.	Clonality	Application	Species Reactivity	Citations	SDS
<a href="#">HPA016643</a>	polyclonal	IHC	human	2	<a href="#">View</a>

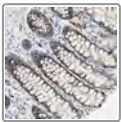


### Anti-OR4K1 antibody produced in rabbit

**Synonym(s):** Anti-KCHIP1, Anti-WP34, Anti-olfactory receptor, family 4, subfamily K, member 1

[All Photos](#) (1)

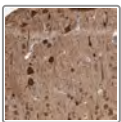
Product No.	Clonality	Application	Species Reactivity	Citations	SDS
<a href="#">HPA028877</a>	polyclonal	IHC	human		<a href="#">View</a>



### Anti-OR9K2 antibody produced in rabbit

[All Photos](#) (1)

Product No.	Clonality	Application	Species Reactivity	Citations	SDS
<a href="#">HPA015808</a>	polyclonal	IHC	human		<a href="#">View</a>

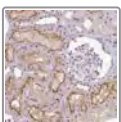


### Anti-OR2K2 antibody produced in rabbit

**Synonym(s):** Anti-HTPCRH06, Anti-Olfactory receptor 2K2, Anti-Olfactory receptor OR9-17

[All Photos](#) (1)

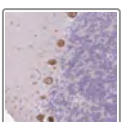
Product No.	Clonality	Application	Species Reactivity	Citations	SDS
<a href="#">HPA024261</a>	polyclonal	IHC	human		<a href="#">View</a>



### Anti-OR6K3 antibody produced in rabbit

[All Photos](#) (1)

Product No.	Clonality	Application	Species Reactivity	Citations	SDS
<a href="#">HPA055949</a>	polyclonal	IHC	human		<a href="#">View</a>

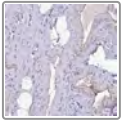


### Anti-OR5L2 antibody produced in rabbit

**Synonym(s):** Anti-OST262, Anti-olfactory receptor, family 5, subfamily L, member 1

[All Photos](#) (1)

Product No.	Clonality	Application	Species Reactivity	Citations	SDS
<a href="#">HPA047524</a>	polyclonal	IHC	human		<a href="#">View</a>

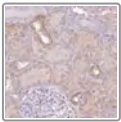


### Anti-OR1L3 antibody produced in rabbit

**Synonym(s):** Anti-OR9-D

[All Photos](#) (1)

Product No.	Clonality	Application	Species Reactivity	Citations	SDS
<a href="#">HPA058878</a>	polyclonal	IHC	human		<a href="#">View</a>

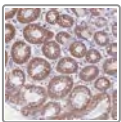


### Anti-OR6M1 antibody produced in rabbit

**Synonym(s):** Anti-olfactory receptor, family 6, subfamily M, member 1

[All Photos](#) (1)

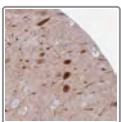
Product No.	Clonality	Application	Species Reactivity	Citations	SDS
<a href="#">HPA048674</a>	polyclonal	IHC	human		<a href="#">View</a>



### Anti-OR51M1 antibody produced in rabbit

[All Photos](#) (1)

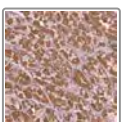
Product No.	Clonality	Application	Species Reactivity	Citations	SDS
<a href="#">HPA056773</a>	polyclonal	IHC	human		<a href="#">View</a>



### Anti-OR4M2 antibody produced in rabbit

[All Photos](#) (1)

Product No.	Clonality	Application	Species Reactivity	Citations	SDS
<a href="#">HPA058889</a>	polyclonal	IHC	human		<a href="#">View</a>

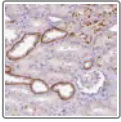


### Anti-OR2M4 antibody produced in rabbit

**Synonym(s):** Anti-HSHTPCR18, Anti-HTPCR18, Anti-OST710, Anti-TPCR100, Anti-olfactory receptor, family 2, subfamily M, member 4

[All Photos](#) (1)

Product No.	Clonality	Application	Species Reactivity	Citations	SDS
<a href="#">HPA051308</a>	polyclonal	IHC	human		<a href="#">View</a>



### Anti-OR6N2 antibody produced in rabbit

[All Photos](#) (1)

Product No.	Clonality	Application	Species Reactivity	Citations	SDS
<a href="#">HPA056637</a>	polyclonal	IHC	human		<a href="#">View</a>



### Anti-OR6P1 antibody produced in rabbit

**Synonym(s):** Anti-Olfactory Receptor, Family 6, Subfamily P, Member 1

[All Photos](#) (1)

Product No.	Clonality	Application	Species Reactivity	Citations	SDS
<a href="#">HPA047466</a>	polyclonal	IHC	human		<a href="#">View</a>




### Anti-OR5P3 antibody produced in rabbit

**Synonym(s):** Anti-JCG1

[All Photos](#) (1)

Product No.	Clonality	Application	Species Reactivity	Citations	SDS
<a href="#">HPA060787</a>	polyclonal	IHC	human	1	<a href="#">View</a>



### Anti-OR10Q1 antibody produced in rabbit

**Synonym(s):** Anti-olfactory receptor, family 10, subfamily Q, member 1

[All Photos](#) (4)

Product No.	Clonality	Application	Species Reactivity	Citations	SDS
<a href="#">HPA046968</a>	polyclonal	IHC	human		<a href="#">View</a>



### Anti-OR10S1 antibody produced in rabbit

**Synonym(s):** Anti-Olfactory receptor 10S1, Anti-Olfactory receptor OR11-279

[All Photos](#) (1)

Product No.	Clonality	Application	Species Reactivity	Citations	SDS
<a href="#">HPA019038</a>	polyclonal	IHC	human	1	<a href="#">View</a>

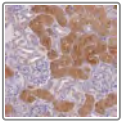


### Anti-OR8S1 antibody produced in rabbit

**Synonym(s):** Anti-Olfactory Receptor, Family 8, Subfamily S, Member 1

[All Photos](#) (2)

Product No.	Clonality	Application	Species Reactivity	Citations	SDS
<a href="#">HPA045595</a>	polyclonal	IF, IHC	human		<a href="#">View</a>

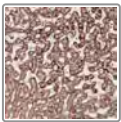


### Anti-OR5T1 antibody produced in rabbit

**Synonym(s):** Anti-OR5T1P, Anti-olfactory receptor, family 5, subfamily T, member 1

[All Photos](#) (1)

Product No.	Clonality	Application	Species Reactivity	Citations	SDS
<a href="#">HPA050952</a>	polyclonal	IHC	human		<a href="#">View</a>

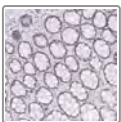


### Anti-OR51T1 antibody produced in rabbit

**Synonym(s):** Anti-olfactory receptor, family 51, subfamily T, member 1

[All Photos](#) (1)

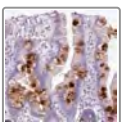
Product No.	Clonality	Application	Species Reactivity	Citations	SDS
<a href="#">HPA046877</a>	polyclonal	IHC	human		<a href="#">View</a>



### Anti-OR6T1 antibody produced in rabbit

[All Photos](#) (1)

Product No.	Clonality	Application	Species Reactivity	Citations	SDS
<a href="#">HPA060893</a>	polyclonal	IHC	human		<a href="#">View</a>

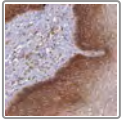


### Anti-OR2T10 antibody produced in rabbit

**Synonym(s):** Anti-olfactory receptor, family 2, subfamily T, member 10

[All Photos](#) (1)

Product No.	Clonality	Application	Species Reactivity	Citations	SDS
<a href="#">HPA052019</a>	polyclonal	IHC	human		<a href="#">View</a>



## Anti-OR5T3 antibody produced in rabbit

**Synonym(s):** Anti-OR5T3Q, Anti-Olfactory Receptor, Family 5, Subfamily T, Member 3

[All Photos](#) (1)

Product No.	Clonality	Application	Species Reactivity	Citations	SDS
<a href="#">HPA044986</a>	polyclonal	IHC	human		<a href="#">View</a>

**All Photos (4) Anti-OR2W3 antibody produced in rabbit**

**Synonym(s):** Anti-OR2W8P, Anti-OST718, Anti-Olfactory Receptor, Family 2, Subfamily W, Member 3

Product No.	Clonality	Application	Species Reactivity	Citations	SDS
<a href="#">HPA045594</a>	polyclonal	IHC	human	1	<a href="#">View</a>

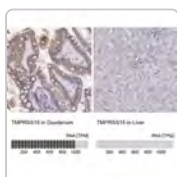


**Anti-OR2Z1 antibody produced in rabbit**

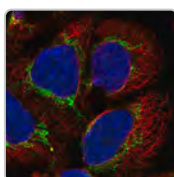
**Synonym(s):** Anti-OR2Z2, Anti-olfactory receptor, family 2, subfamily Z, member 1

**All Photos (1)**

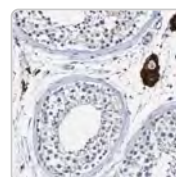
Product No.	Clonality	Application	Species Reactivity	Citations	SDS
<a href="#">HPA048760</a>	polyclonal	IHC	human		<a href="#">View</a>



Sigma-Aldrich  
**HPA072934**  
Anti-TMPRSS15



Sigma-Aldrich  
**HPA061396**  
Anti-AARS2  
antibody...

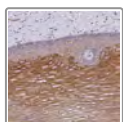


Sigma-Aldrich  
**HPA010972**  
Anti-VMA21  
antibody...

[View Price and Availability](#)

[View Price and Availability](#)

[View Price and Availability](#)



**Anti-OR10Z1 antibody produced in rabbit**

**All Photos (1)**





Product No.	Clonality	Application	Species Reactivity	Citations	SDS
<a href="#">HPA058072</a>	polyclonal	IHC	human		<a href="#">View</a>

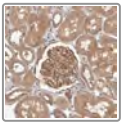


### Anti-OSBP antibody produced in rabbit

**Synonym(s):** Anti-OSBP1, Anti-oxysterol binding protein

[All Photos](#) (4)

Product No.	Clonality	Application	Species Reactivity	Citations	SDS
<a href="#">HPA039227</a>	polyclonal	IF	human	3	 <a href="#">View</a>
<a href="#">HPA043625</a>	polyclonal	IF	human		 <a href="#">View</a>




### Anti-OSBPL9 antibody produced in rabbit

**Synonym(s):** Anti-ORP-9, Anti-OSBP-related protein 9, Anti-Oxysterol-binding protein-related protein 9

[All Photos](#) (2)


Product No.	Clonality	Application	Species Reactivity	Citations	SDS
<a href="#">HPA027397</a>	polyclonal	IF, IHC	human		<a href="#">View</a>

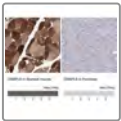


### Anti-OSBPL2 antibody produced in rabbit

**Synonym(s):** Anti-KIAA0772, Anti-ORP-2, Anti-Oxysterol Binding Protein-Like 2

[All Photos](#) (5)


Product No.	Clonality	Application	Species Reactivity	Citations	SDS
<a href="#">HPA041127</a>	polyclonal	IF, IHC	human		<a href="#">View</a>
<a href="#">HPA042659</a>	polyclonal	IHC	human		 <a href="#">View</a>

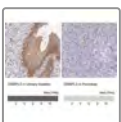


### Anti-OSBPL6 antibody produced in rabbit

**Synonym(s):** Anti-ORP6, Anti-Oxysterol binding protein-like 6

[All Photos](#) (4)


Product No.	Clonality	Application	Species Reactivity	Citations	SDS
<a href="#">HPA032131</a>	polyclonal	IF, IHC	human		 <a href="#">View</a>

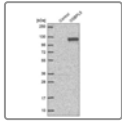


### Anti-OSBPL3 antibody produced in rabbit

**Synonym(s):** Anti-ORP-3, Anti-OSBP-related protein 3, Anti-Oxysterol-binding protein-related protein 3

[All Photos](#) (6)



Product No.	Clonality	Application	Species Reactivity	Citations	SDS
<a href="#">HPA048401</a>	polyclonal	IF	human		<a href="#">View</a>
<a href="#">HPA000691</a>	polyclonal	IF, IHC	human	2	 <a href="#">View</a>



### Anti-OSBPL5 antibody produced in rabbit

**Synonym(s):** Anti-KIAA1534, Anti-ORP5, Anti-Oxysterol binding protein-like 5

[All Photos](#) (9)

Product No.	Clonality	Application	Species Reactivity	Citations	SDS
<a href="#">HPA038335</a>	polyclonal	IF	human	2	<a href="#">View</a>
<a href="#">HPA038712</a>	polyclonal	IF, IHC	human		 <a href="#">View</a>
<a href="#">HPA058727</a>	polyclonal	IHC	human		 <a href="#">View</a>

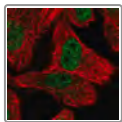


### Anti-OSBPL1A antibody produced in rabbit

**Synonym(s):** Anti-ORP-1, Anti-ORP1, Anti-OSBPL1B, Anti-Oxysterol Binding Protein-Like 1A, Anti-Oxysterol binding protein-like 1A

[All Photos](#) (2)

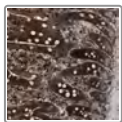
Product No.	Clonality	Application	Species Reactivity	Citations	SDS
<a href="#">HPA043401</a>	polyclonal	IHC	human		<a href="#">View</a>
<a href="#">HPA040959</a>	polyclonal	IHC	human		<a href="#">View</a>



### Anti-OSTC antibody produced in rabbit

[All Photos](#) (2)

Product No.	Clonality	Application	Species Reactivity	Citations	SDS
<a href="#">HPA065174</a>	polyclonal	IF	human		<a href="#">View</a>



### Anti-OSTF1 antibody produced in rabbit

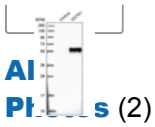
**Synonym(s):** Anti-OSF, Anti-SH3P2, Anti-bA235O14.1, Anti-osteoclast stimulating factor 1

[All Photos](#) (3)


Product No.	Clonality	Application	Species Reactivity	Citations	SDS
<a href="#">HPA020514</a>	polyclonal	IF, IHC	human	3	<a href="#">View</a>



### Anti-OSTM1 antibody produced in rabbit



**Synonym(s):** Anti-Osteopetrosis-associated transmembrane protein 1 precursor antibody produced in rabbit



Product No.	Clonality	Application	Species Reactivity	Citations	SDS
<a href="#">HPA010851</a>	polyclonal	IHC	human	6	 <a href="#">View</a>



### Anti-OTC antibody produced in rabbit

**Synonym(s):** Anti-OTCase, Anti-Ornithine carbamoyltransferase, mitochondrial precursor, Anti-Ornithine transcarbamylase

[All Photos](#) (15)

Product No.	Clonality	Application	Species Reactivity	Citations	SDS
<a href="#">HPA000243</a>	polyclonal	IF, IHC	human	10	 <a href="#">View</a>
<a href="#">HPA000570</a>	polyclonal	IHC	human	4	 <a href="#">View</a>

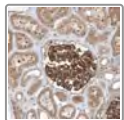


### Anti-OTOL1 antibody produced in rabbit

**Synonym(s):** Anti-C1qtnf15, Anti-Otolin 1 homolog (zebrafish)

[All Photos](#) (1)

Product No.	Clonality	Application	Species Reactivity	Citations	SDS
<a href="#">HPA041030</a>	polyclonal	IHC	human		<a href="#">View</a>



### Anti-OTOP1 antibody produced in rabbit

**Synonym(s):** Anti-C19orf14, Anti-DKFZP434J046, Anti-FLJ33298, Anti-otopetrin 1

[All Photos](#) (4)

Product No.	Clonality	Application	Species Reactivity	Citations	SDS
<a href="#">HPA035599</a>	polyclonal	IHC	human		<a href="#">View</a>

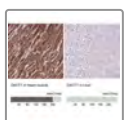


### Anti-OXA1L antibody produced in rabbit

**Synonym(s):** Anti-Hsa antibody produced in rabbit, Anti-Inner membrane protein OXA1L, mitochondrial precursor antibody produced in rabbit, Anti-OXA1-like protein antibody produced in rabbit, Anti-OXA1Hs antibody produced in rabbit, Anti-Oxidase assembly 1-like protein antibody produced in rabbit

[All Photos](#) (2)



Product No.	Clonality	Application	Species Reactivity	Citations	SDS
<a href="#">HPA003531</a>	polyclonal	IF, IHC	human	4	<a href="#">View</a>

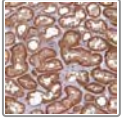


### Anti-OXCT1 antibody produced in rabbit

**Synonym(s):** Anti-3-oxoacid-CoA transferase 1, Anti-Scot-S, Anti-Somatic-type succinyl CoA:3-oxoacid CoA-transferase, Anti-Succinyl-CoA:3-ketoacid-coenzyme A transferase 1, mitochondrial

**All**  
**Photos** (16)

Product No.	Clonality	Application	Species Reactivity	Citations	SDS
<a href="#">HPA012047</a>	polyclonal	IF, IHC	human, mouse, rat	4	 <a href="#">View</a>
<a href="#">HPA061425</a>	polyclonal	IF, IHC	human		 <a href="#">View</a>

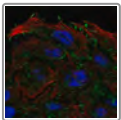


**Anti-OXER1 antibody produced in rabbit**

**Synonym(s):** Anti-GPCR, Anti-GPR170, Anti-TG1019, Anti-oxoeicosanoid (OXE) receptor 1

**All**  
**Photos** (1)

Product No.	Clonality	Application	Species Reactivity	Citations	SDS
<a href="#">HPA051433</a>	polyclonal	IHC	human		<a href="#">View</a>



**Anti-OXGR1 antibody produced in rabbit**

**All**  
**Photos** (1)




Product No.	Clonality	Application	Species Reactivity	Citations	SDS
<a href="#">HPA067673</a>	polyclonal	IF	human	1	<a href="#">View</a>

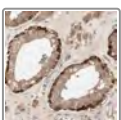


**Anti-OXSM antibody produced in rabbit**

**Synonym(s):** Anti-3-oxoacyl- recombinant, Anti-Beta-ketoacyl-ACP synthase

**All**  
**Photos** (16)

Product No.	Clonality	Application	Species Reactivity	Citations	SDS
<a href="#">HPA021300</a>	polyclonal	IHC	human, mouse, rat	2	 <a href="#">View</a>
<a href="#">HPA021337</a>	polyclonal	IHC	human	2	 <a href="#">View</a>
<a href="#">HPA021293</a>	polyclonal	IF, IHC	human	2	 <a href="#">View</a>




**Anti-OXSR1 antibody produced in rabbit**

**Synonym(s):** Anti-Oxidative stress-responsive 1 protein antibody produced in rabbit, Anti-Serine/threonine-protein kinase OSR1 antibody produced in rabbit

**All**  
**Photos** (6)


Product No.	Clonality	Application	Species Reactivity	Citations	SDS
<a href="#">HPA008237</a>	polyclonal	IF, IHC	human	2	<a href="#">View</a>

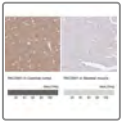


### Anti-PACS1 antibody produced in rabbit

**Synonym(s):** Anti-FLJ10209, Anti-KIAA1175, Anti-Phosphofurin acidic cluster sorting protein 1

[All Photos](#) (6)



Product No.	Clonality	Application	Species Reactivity	Citations	SDS
<a href="#">HPA038914</a>	polyclonal	IF, IHC	human	6	 <a href="#">View</a>

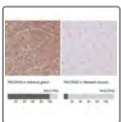


### Anti-PACSIN1 antibody produced in rabbit

**Synonym(s):** Anti-SDPI, Anti-protein kinase C and casein kinase substrate in neurons 1

[All Photos](#) (9)



Product No.	Clonality	Application	Species Reactivity	Citations	SDS
<a href="#">HPA028852</a>	polyclonal	IHC	human	1	 <a href="#">View</a>
<a href="#">HPA055491</a>	polyclonal	IF, IHC	human		 <a href="#">View</a>



### Anti-PACSIN2 antibody produced in rabbit

**Synonym(s):** Anti-SDPII, Anti-protein kinase C and casein kinase substrate in neurons 2

[All Photos](#) (16)



Product No.	Clonality	Application	Species Reactivity	Citations	SDS
<a href="#">HPA056520</a>	polyclonal	IHC	human		 <a href="#">View</a>
<a href="#">HPA049854</a>	polyclonal	IF, IHC	human	6	 <a href="#">View</a>




### Anti-PACSIN3 antibody produced in rabbit

**Synonym(s):** Anti-SDPIII, Anti-protein kinase C and casein kinase substrate in neurons 3

[All Photos](#) (5)


Product No.	Clonality	Application	Species Reactivity	Citations	SDS
<a href="#">HPA039480</a>	polyclonal	IHC	human		 <a href="#">View</a>
<a href="#">HPA043904</a>	polyclonal	IF, IHC	human		 <a href="#">View</a>

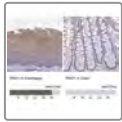


### Anti-PADI3 antibody produced in rabbit

**Synonym(s):** Anti-PDI3, Anti-Peptidyl Arginine Deiminase, Type III

[All Photos](#) (2)


Product No.	Clonality	Application	Species Reactivity	Citations	EV	SDS
<a href="#">HPA043739</a>	polyclonal	IF	human	3		<a href="#">View</a>




### Anti-PADI1 antibody produced in rabbit

**Synonym(s):** Anti-HPAD10, Anti-PAD1, Anti-PDI, Anti-PDI1

[All Photos](#) (4)



Product No.	Clonality	Application	Species Reactivity	Citations	EV	SDS
<a href="#">HPA062294</a>	polyclonal	IF, IHC	human	2		<a href="#">View</a>



### Anti-PADI4 antibody produced in rabbit

**Synonym(s):** Anti-PAD, Anti-PADI5, Anti-PDI4, Anti-PDI5, Anti-HL-60 PAD, Anti-Peptidylarginine deiminase IV, Anti-Protein-arginine deiminase type IV, Anti-Protein-arginine deiminase type-4

[All Photos](#) (18)


Product No.	Clonality	Application	Species Reactivity	Citations	EV	SDS
<a href="#">HPA042825</a>	polyclonal	IHC, WB	human			<a href="#">View</a>
<a href="#">HPA017007</a>	polyclonal	IHC	human	3		<a href="#">View</a>



### Anti-PADI2 antibody produced in rabbit

**Synonym(s):** Anti-KIAA0994, Anti-PDI2

[All Photos](#) (5)


Product No.	Clonality	Application	Species Reactivity	Citations	EV	SDS
<a href="#">HPA047735</a>	polyclonal	IHC	human			

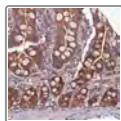
## All

### Anti-PAFAH2 antibody produced in rabbit

#### Photos (2)

**Synonym(s):** Anti-HSD-PLA2, Anti-Platelet-activating factor acetylhydrolase 2, cytoplasmic, Anti-Serine-dependent phospholipase A2

Product No.	Clonality	Application	Species Reactivity	Citations	SDS
<a href="#">HPA018157</a>	polyclonal	IHC	human	6	 <a href="#">View</a>



### Anti-PAFAH1B2 antibody produced in rabbit

**Synonym(s):** Anti-platelet-activating factor acetylhydrolase 1b, catalytic subunit 2 (30kDa)

#### All Photos (2)


Product No.	Clonality	Application	Species Reactivity	Citations	SDS
<a href="#">HPA051836</a>	polyclonal	IF, IHC	human		<a href="#">View</a>



### Anti-PAFAH1B3 antibody produced in rabbit

**Synonym(s):** Anti-Platelet-activating factor acetylhydrolase 1b, catalytic subunit 3 (29kDa)

#### All Photos (6)

Product No.	Clonality	Application	Species Reactivity	Citations	SDS
<a href="#">HPA035639</a>	polyclonal	IF, IHC	human		<a href="#">View</a>

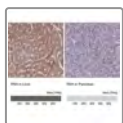


### Anti-PAG1 antibody produced in rabbit

**Synonym(s):** Anti-Csk-binding protein antibody produced in rabbit, Anti-Phosphoprotein associated with glycosphingolipid-enriched microdomains 1 antibody produced in rabbit, Anti-Transmembrane adapter protein PAG antibody produced in rabbit, Anti-Transmembrane phosphoprotein Cbp antibody produced in rabbit

[All Photos](#) (1)



Product No.	Clonality	Application	Species Reactivity	Citations	SDS
<a href="#">HPA001632</a>	polyclonal	IHC	human	3	<a href="#">View</a>



### Anti-PAH antibody produced in rabbit

**Synonym(s):** Anti-OTTHUMG00000007911, Anti-PH, Anti-phenylalanine hydroxylase

[All Photos](#) (14)



Product No.	Clonality	Application	Species Reactivity	Citations	SDS
<a href="#">HPA028407</a>	polyclonal	IHC, WB	human	5	 <a href="#">View</a>
<a href="#">HPA031642</a>	polyclonal	IHC	human	 <a href="#">View</a>	



### Anti-PAICS antibody produced in rabbit

**Synonym(s):** Anti-ADE2H1, Anti-AIRC, Anti-PAIS, Anti-Phosphoribosylaminoimidazole carboxylase, phosphoribosylaminoimidazole succinocarboxamide synthase

[All Photos](#) (9)


Product No.	Clonality	Application	Species Reactivity	Citations	SDS
<a href="#">HPA041538</a>	polyclonal	IF	human	 <a href="#">View</a>	
<a href="#">HPA035895</a>	polyclonal	IHC	mouse, rat, human	2	 <a href="#">View</a>



### Anti-PAK1 antibody produced in rabbit

**Synonym(s):** Anti-Alpha-PAK, Anti-PAK-1, Anti-Serine/threonine-protein kinase PAK 1, Anti-p21-activated kinase 1, Anti-p65-PAK

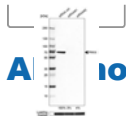
[All Photos](#) (8)

Product No.	Clonality	Application	Species Reactivity	Citations	SDS
<a href="#">HPA003565</a>	polyclonal	IF, IHC	mouse, rat, human	7	 <a href="#">View</a>



### Anti-PAK4 antibody produced in rabbit





## All Photos (6)

Product No.	Clonality	Application	Species Reactivity	Citations	SDS
<a href="#">HPA070175</a>	polyclonal	IF	human		<a href="#">View</a>
<a href="#">HPA072220</a>	polyclonal	IF	human		<a href="#">View</a>

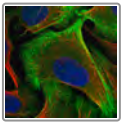


## Anti-PAK1IP1 antibody produced in rabbit

**Synonym(s):** FLJ20624, MAK11, PIP1, WDR84, bA421M1.5, hPIP1, Anti-FLJ20624, Anti-MAK11, Anti-PAK1 interacting protein 1, Anti-PIP1, Anti-WDR84, Anti-bA421M1.5, Anti-hPIP1

## All Photos (3)

Product No.	Clonality	Application	Species Reactivity	Citations	SDS
<a href="#">HPA030111</a>	polyclonal	IF	human		<a href="#">View</a>
<a href="#">HPA030112</a>	polyclonal	IHC	human		<a href="#">View</a>



## Anti-PALLD antibody produced in rabbit

## All Photos (2)

Product No.	Clonality	Application	Species Reactivity	Citations	SDS
<a href="#">HPA035905</a>	polyclonal	IF	human		<a href="#">View</a>

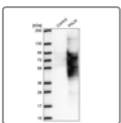


## Anti-PALM3 antibody produced in rabbit

**Synonym(s):** Anti-paralemmin 3

## All Photos (5)

Product No.	Clonality	Application	Species Reactivity	Citations	SDS
<a href="#">HPA052794</a>	polyclonal	IF, IHC	human		<a href="#">View</a>
<a href="#">HPA056119</a>	polyclonal	IHC	human		<a href="#">View</a>




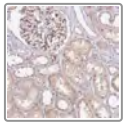
## Anti-PALM antibody produced in rabbit

**Synonym(s):** Anti-Kiaa0270, Anti-Paralemmin

## All Photos (5)

Product No.	Clonality	Application	Species Reactivity	Citations	SDS
<a href="#">HPA041713</a>	polyclonal	IF, IHC	human		<a href="#">View</a>

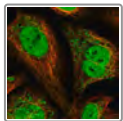
Product No.	Clonality	Application	Species Reactivity	Citations	SDS
<a href="#">HPA049578</a>	polyclonal	IHC, WB	human		<a href="#">View</a>



### Anti-PALM2-AKAP2 antibody produced in rabbit

[All Photos](#) (1)

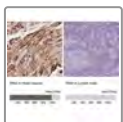
Product No.	Clonality	Application	Species Reactivity	Citations	SDS
<a href="#">HPA058905</a>	polyclonal	IHC	human		<a href="#">View</a>



### Anti-PAM16 antibody produced in rabbit

[All Photos](#) (1)


Product No.	Clonality	Application	Species Reactivity	Citations	SDS
<a href="#">HPA062721</a>	polyclonal	IF	human		<a href="#">View</a>



### Anti-PAM antibody produced in rabbit

**Synonym(s):** Anti-PAL, Anti-PHM

[All Photos](#) (5)

Product No.	Clonality	Application	Species Reactivity	Citations	SDS
<a href="#">HPA042260</a>	polyclonal	IF, IHC	human		<a href="#">View</a>

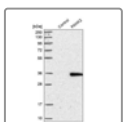


### Anti-PANK4 antibody produced in rabbit

**Synonym(s):** Anti-FLJ10782, Anti-UNQ3033, Anti-pantothenate kinase 4, Anti-Pantothenate kinase 4, Anti-Pantothenic acid kinase 4, Anti-hPanK4

[All Photos](#) (4)


Product No.	Clonality	Application	Species Reactivity	Citations	SDS
<a href="#">HPA011723</a>	polyclonal	IF	human		<a href="#">View</a>
<a href="#">HPA027961</a>	polyclonal	IHC	human		<a href="#">View</a>
<a href="#">HPA012036</a>	polyclonal	IHC	human	3	<a href="#">View</a>

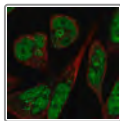


### Anti-PANK2 antibody produced in rabbit

**Synonym(s):** Anti-Pantothenate kinase 2, mitochondrial precursor antibody produced in rabbit, Anti-Pantothenic acid kinase 2 antibody produced in rabbit, Anti-hPANK2 antibody produced in rabbit

## All Photos (6)

Product No.	Clonality	Application	Species Reactivity	Citations	SDS
<a href="#">HPA008440</a>	polyclonal	IF, IHC	human	3	 <a href="#">View</a>



### Anti-PANK3 antibody produced in rabbit

#### All Photos (1)

Product No.	Clonality	Application	Species Reactivity	Citations	SDS
<a href="#">HPA062358</a>	polyclonal	IF	human		<a href="#">View</a>

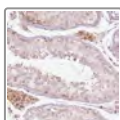


### Anti-PAPLN antibody produced in rabbit

**Synonym(s):** Anti-MGC50452, Anti-papilin, proteoglycan-like sulfated glycoprotein

#### All Photos (3)

Product No.	Clonality	Application	Species Reactivity	Citations	SDS
<a href="#">HPA053453</a>	polyclonal	IF	human		<a href="#">View</a>
<a href="#">HPA048682</a>	polyclonal	IHC	human		<a href="#">View</a>

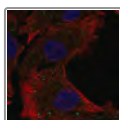


### Anti-PAQR9 antibody produced in rabbit

**Synonym(s):** Anti-FLJ41938, Anti-progestin and adipoQ receptor family member IX

#### All Photos (4)


Product No.	Clonality	Application	Species Reactivity	Citations	SDS
<a href="#">HPA052798</a>	polyclonal	IHC	human		<a href="#">View</a>



### Anti-PAQR5 antibody produced in rabbit

#### All Photos (1)

Product No.	Clonality	Application	Species Reactivity	Citations	SDS
<a href="#">HPA076729</a>	polyclonal	IF	human		<a href="#">View</a>



### Anti-PARD3 antibody produced in rabbit

#### All Photos (7)

Product No.	Clonality	Application	Species Reactivity	Citations	SDS
<a href="#">HPA030443</a>	polyclonal	IF, IHC, WB	human	6	<a href="#">View</a>

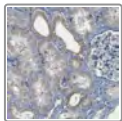


### Anti-PARD6A antibody produced in rabbit

**Synonym(s):** Anti-PAR-6, Anti-PAR-6A, Anti-PAR6alpha, Anti-TAX40, Anti-TIP-40

[All Photos](#) (6)

Product No.	Clonality	Application	Species Reactivity	Citations	SDS
<a href="#">HPA041551</a>	polyclonal	IF, IHC	human		<a href="#">View</a>



### Anti-PARD6B antibody produced in rabbit

**Synonym(s):** Anti-PAR-6 beta, Anti-PAR-6B, Anti-Partitioning defective 6 homolog beta

[All Photos](#) (5)

Product No.	Clonality	Application	Species Reactivity	Citations	SDS
<a href="#">HPA013376</a>	polyclonal	IF, IHC	human	2	<a href="#">View</a>

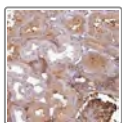


### Anti-PARD3B antibody produced in rabbit

**Synonym(s):** Anti-ALS2CR19, Anti-PAR3 $\beta$ , Anti-Par-3 partitioning defective 3 homolog B (*C. elegans*), Anti-Par3L

[All Photos](#) (2)

Product No.	Clonality	Application	Species Reactivity	Citations	SDS
<a href="#">HPA035283</a>	polyclonal	IF, IHC	human		<a href="#">View</a>



### Anti-PARD6G antibody produced in rabbit

**Synonym(s):** Anti-PAR-6G, Anti-PAR6gamma, Anti-par-6 partitioning defective 6 homolog gamma (*C. elegans*)

[All Photos](#) (3)

Product No.	Clonality	Application	Species Reactivity	Citations	SDS
<a href="#">HPA047017</a>	polyclonal	IF, IHC	human	1	<a href="#">View</a>

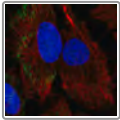


### Anti-PARVA antibody produced in rabbit

**Synonym(s):** Anti- $\alpha$ -Parvin antibody produced in rabbit, Anti-CH-ILKBP antibody produced in rabbit, Anti-Calponin-like integrin-linked kinase-binding protein antibody produced in rabbit, Anti-Matrix-remodelling-associated protein 2 antibody produced in rabbit

[All Photos](#) (3)

Product No.	Clonality	Application	Species Reactivity	Citations	SDS
<a href="#">HPA005964</a>	polyclonal	IF, IHC	human	1	<a href="#">View</a>



### Anti-PARVB antibody produced in rabbit

[All Photos](#) (1)

Product No.	Clonality	Application	Species Reactivity	Citations	SDS
<a href="#">HPA062601</a>	polyclonal	IF	human		<a href="#">View</a>



### Anti-PARVG antibody produced in rabbit

**Synonym(s):** Anti-parvin,  $\gamma$

[All Photos](#) (3)



Product No.	Clonality	Application	Species Reactivity	Citations	SDS
<a href="#">HPA031833</a>	polyclonal	IHC	human		<a href="#">View</a>
<a href="#">HPA031834</a>	polyclonal	IHC (p), WB	human		<a href="#">View</a>




### Anti-PASK antibody produced in rabbit

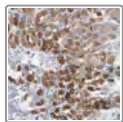
**Synonym(s):** Anti-PAS domain-containing serine/threonine-protein kinase, Anti-PAS-kinase, Anti-PASKIN, Anti-hPASK

[All Photos](#) (5)

Product No.	Clonality	Application	Species Reactivity	Citations	SDS
<a href="#">HPA016450</a>	polyclonal	IHC	human		 <a href="#">View</a>
<a href="#">HPA021079</a>	polyclonal	IF, IHC	human	6	 <a href="#">View</a>

## All Photos (9) **Anti-PBK antibody produced in rabbit**

Product No.	Clonality	Application	Species Reactivity	Citations	SDS
<a href="#">HPA050656</a>	polyclonal	IHC	human		<a href="#">View</a>

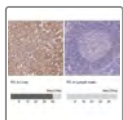


### **Anti-PBXIP1 antibody produced in rabbit**

**Synonym(s):** Anti-pre-B-cell leukemia transcription factor interacting protein 1 antibody produced in rabbit

## All Photos (1)



Product No.	Clonality	Application	Species Reactivity	Citations	SDS
<a href="#">HPA006949</a>	polyclonal	IHC	human	3	<a href="#">View</a>



### **Anti-PC antibody produced in rabbit**

**Synonym(s):** Anti-PCB

## All Photos (10)


Product No.	Clonality	Application	Species Reactivity	Citations	SDS
<a href="#">HPA058765</a>	polyclonal	IF	human		 <a href="#">View</a>
<a href="#">HPA043922</a>	polyclonal	IF, IHC	human	2	 <a href="#">View</a>



### Anti-PCBD2 antibody produced in rabbit

**Synonym(s):** Anti-DCOH2, Anti-DCOHM, Anti-Pterin-4  $\alpha$ -carbinolamine dehydratase/dimerization cofactor of hepatocyte nuclear factor 1  $\alpha$  (TCF1) 2

[All Photos](#) (3)

Product No.	Clonality	Application	Species Reactivity	Citations	SDS
<a href="#">HPA036428</a>	polyclonal	IF, IHC	human	1	 <a href="#">View</a>



### Anti-PCBD1 antibody produced in rabbit

**Synonym(s):** Anti-DCOH, Anti-PCBD, Anti-PCD, Anti-Pterin-4  $\alpha$ -carbinolamine dehydratase/dimerization cofactor of hepatocyte nuclear factor 1  $\alpha$

[All Photos](#) (4)


Product No.	Clonality	Application	Species Reactivity	Citations	SDS
<a href="#">HPA061723</a>	polyclonal	IF	human		<a href="#">View</a>
<a href="#">HPA037575</a>	polyclonal	IF, IHC	human		<a href="#">View</a>

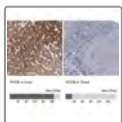


### Anti-PCCA antibody produced in rabbit

**Synonym(s):** Anti-propionyl CoA carboxylase, alpha polypeptide

[All Photos](#) (7)



Product No.	Clonality	Application	Species Reactivity	Citations	SDS
<a href="#">HPA041716</a>	polyclonal	IHC	rat		<a href="#">View</a>
<a href="#">HPA047792</a>	polyclonal	IHC	human		 <a href="#">View</a>



### Anti-PCCB antibody produced in rabbit

**Synonym(s):** Anti-Propionyl CoA carboxylase,  $\beta$  polypeptide

[All Photos](#) (21)

Product No.	Clonality	Application	Species Reactivity	Citations	SDS
<a href="#">HPA036940</a>	polyclonal	IHC	human	1	 <a href="#">View</a>
<a href="#">HPA036939</a>	polyclonal	IHC	human		 <a href="#">View</a>

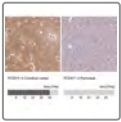


### Anti-PCDH18 antibody produced in rabbit

**Synonym(s):** Anti-Protocadherin-18 precursor

[All Photos](#) (2)



Product No.	Clonality	Application	Species Reactivity	Citations	SDS
<a href="#">HPA017976</a>	polyclonal	IHC	mouse, human	6	<a href="#">View</a>

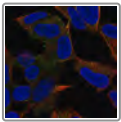


### Anti-PCDH1 antibody produced in rabbit

**Synonym(s):** Anti-pc42, Anti-protocadherin 1

[All Photos](#) (6)

Product No.	Clonality	Application	Species Reactivity	Citations	SDS
<a href="#">HPA047720</a>	polyclonal	IF, IHC	human		 <a href="#">View</a>
<a href="#">HPA050538</a>	polyclonal	IHC	human	1	 <a href="#">View</a>

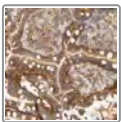


### Anti-PCDH20 antibody produced in rabbit

**Synonym(s):** FLJ22218, PCDH13

[All Photos](#) (1)

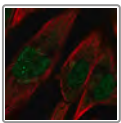
Product No.	Clonality	Application	Species Reactivity	Citations	SDS
<a href="#">HPA062669</a>	polyclonal	IF	human		<a href="#">View</a>



### Anti-PCDH7 antibody produced in rabbit

[All Photos](#) (5)

Product No.	Clonality	Application	Species Reactivity	Citations	SDS
<a href="#">HPA046521</a>	polyclonal	IF	human		<a href="#">View</a>
<a href="#">HPA011866</a>	polyclonal	IHC	human	4	<a href="#">View</a>




### Anti-PCDH10 antibody produced in rabbit

[All Photos](#) (1)

Product No.	Clonality	Application	Species Reactivity	Citations	SDS
<a href="#">HPA073462</a>	polyclonal	IF	human		<a href="#">View</a>





### Anti-PCDH17 antibody produced in rabbit

**Synonym(s):** Anti-Protocadherin-17, Anti-Protocadherin-68

[All Photos](#) (5)

Product No.	Clonality	Application	Species Reactivity	Citations	SDS
<a href="#">HPA026817</a>	polyclonal	IF, IHC	human	10	<a href="#">View</a>



### Anti-PCDHA5 antibody produced in rabbit

**Synonym(s):** Anti-CNR6, Anti-CNRN6, Anti-CNRS6, Anti-CRNR6, Anti-PCDH-ALPHA5, Anti-Protocadherin Alpha 5

[All Photos](#) (1)

Product No.	Clonality	Application	Species Reactivity	Citations	SDS
<a href="#">HPA044557</a>	polyclonal	IHC	human		<a href="#">View</a>

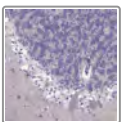


### Anti-PCDHA1 antibody produced in rabbit

**Synonym(s):** Anti-Protocadherin  $\alpha$  1

[All Photos](#) (2)

Product No.	Clonality	Application	Species Reactivity	Citations	SDS
<a href="#">HPA035969</a>	polyclonal	IF, IHC	human		<a href="#">View</a>

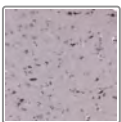


### Anti-PCDHA6 antibody produced in rabbit

**Synonym(s):** CNR2, CNRS2, CRNR2, PCDH-ALPHA6

[All Photos](#) (2)

Product No.	Clonality	Application	Species Reactivity	Citations	SDS
<a href="#">HPA059326</a>	polyclonal	IF	human		<a href="#">View</a>
<a href="#">HPA078110</a>	polyclonal	IHC	human		<a href="#">View</a>



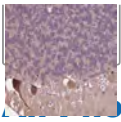
### Anti-PCDHA4 antibody produced in rabbit

[All Photos](#) (1)

Product No.	Clonality	Application	Species Reactivity	Citations	SDS
<a href="#">HPA073478</a>	polyclonal	IHC	human		<a href="#">View</a>




### Anti-PCDHA12 antibody produced in rabbit



[Photos](#) (2)

Product No.	Clonality	Application	Species Reactivity	Citations	SDS
<a href="#">HPA035812</a>	polyclonal	IF, IHC	human		<a href="#">View</a>



### Anti-PCDHA3 antibody produced in rabbit

**Synonym(s):** Anti-PCDH- $\alpha$ 3, Anti-Protocadherin  $\alpha$  3

[All Photos](#) (1)

Product No.	Clonality	Application	Species Reactivity	Citations	SDS
<a href="#">HPA035667</a>	polyclonal	IHC	human		<a href="#">View</a>

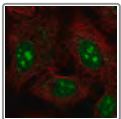


### Anti-PCDHA8 antibody produced in rabbit

**Synonym(s):** Anti-Protocadherin  $\alpha$  8

[All Photos](#) (1)

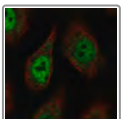
Product No.	Clonality	Application	Species Reactivity	Citations	SDS
<a href="#">HPA044585</a>	polyclonal	IHC	human		<a href="#">View</a>



### Anti-PCDHAC1 antibody produced in rabbit

[All Photos](#) (1)

Product No.	Clonality	Application	Species Reactivity	Citations	SDS
<a href="#">HPA052775</a>	polyclonal	IF	human		<a href="#">View</a>



### Anti-PCDHAC2 antibody produced in rabbit

[All Photos](#) (1)

Product No.	Clonality	Application	Species Reactivity	Citations	SDS
<a href="#">HPA076190</a>	polyclonal	IF	human		<a href="#">View</a>



### Anti-PCDHB5 antibody produced in rabbit

**Synonym(s):** Anti-PCDH-beta-5, Anti-Protocadherin beta-5 precursor

[All Photos](#) (1)

Product No.	Clonality	Application	Species Reactivity	Citations	SDS
<a href="#">HPA013191</a>	polyclonal	IHC	human	1	<a href="#">View</a>

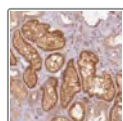


### Anti-PCDHB14 antibody produced in rabbit

**Synonym(s):** Anti-PCDH-β14, Anti-Protocadherin Beta 14

[All Photos](#) (2)

Product No.	Clonality	Application	Species Reactivity	Citations	SDS
<a href="#">HPA007692</a>	polyclonal	IF	human		<a href="#">View</a>
<a href="#">HPA045248</a>	polyclonal	IHC	human	1	<a href="#">View</a>

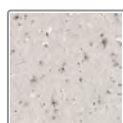


### Anti-PCDHB1 antibody produced in rabbit

**Synonym(s):** Anti-PCDH-BETA1, Anti-protocadherin beta 1

[All Photos](#) (1)

Product No.	Clonality	Application	Species Reactivity	Citations	SDS
<a href="#">HPA053921</a>	polyclonal	IHC	human		<a href="#">View</a>



### Anti-PCDHB15 antibody produced in rabbit

**Synonym(s):** PCDH-BETA15, Anti-PCDH-β15 antibody produced in rabbit, Anti-Protocadherin β 15 precursor antibody produced in rabbit

[All Photos](#) (3)

Product No.	Clonality	Application	Species Reactivity	Citations	SDS
<a href="#">HPA074676</a>	polyclonal	IF	human		<a href="#">View</a>
<a href="#">HPA007172</a>	polyclonal	IHC	human	3	<a href="#">View</a>



### Anti-PCDHB11 antibody produced in rabbit

**Synonym(s):** Anti-ME2, Anti-PCDH-BETA11, Anti-protocadherin beta 11

[All Photos](#) (2)

Product No.	Clonality	Application	Species Reactivity	Citations	SDS
<a href="#">HPA045042</a>	polyclonal	IF, IHC	human		<a href="#">View</a>

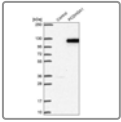


### Anti-PCDHB10 antibody produced in rabbit

**Synonym(s):** Anti-PCDH-beta-10, Anti-Protocadherin beta-10 precursor

[All Photos](#) (1)


Product No.	Clonality	Application	Species Reactivity	Citations	SDS
<a href="#">HPA013445</a>	polyclonal	IHC	human	1	<a href="#">View</a>

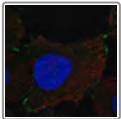


### Anti-PCDHGA1 antibody produced in rabbit

**Synonym(s):** Anti-PCDH- $\gamma$ -A1, Anti-Protocadherin  $\gamma$  subfamily A, 1

[All Photos](#) (2)

Product No.	Clonality	Application	Species Reactivity	Citations	SDS
<a href="#">HPA036547</a>	polyclonal	IHC	human		<a href="#">View</a>



### Anti-PCDHGB1 antibody produced in rabbit

[All Photos](#) (1)

Product No.	Clonality	Application	Species Reactivity	Citations	SDS
<a href="#">HPA076182</a>	polyclonal	IF	human		<a href="#">View</a>

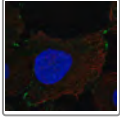
[All Photos](#) (1) **Anti-PCDHGB2 antibody produced in rabbit**

**Synonym(s):** PCDH-GAMMA-B2

---

Product No.	Clonality	Application	Species Reactivity	Citations	SDS
<a href="#">HPA077526</a>	polyclonal	IF	human		<a href="#">View</a>

---



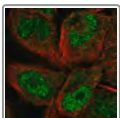
**Anti-PCDHGB1 antibody produced in rabbit**

[All Photos](#) (1)

---

Product No.	Clonality	Application	Species Reactivity	Citations	SDS
<a href="#">HPA076182</a>	polyclonal	IF	human		<a href="#">View</a>

---

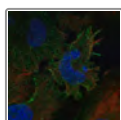


**Anti-PCDHGC5 antibody produced in rabbit**

[All Photos](#) (1)

---

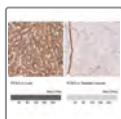
Product No.	Clonality	Application	Species Reactivity	Citations	SDS
<a href="#">HPA051540</a>	polyclonal	IF	human		<a href="#">View</a>



### Anti-PCDHGC3 antibody produced in rabbit

[All Photos](#) (1)



Product No.	Clonality	Application	Species Reactivity	Citations	SDS
<a href="#">HPA077289</a>	polyclonal	IF	human		<a href="#">View</a>




### Anti-PCK2 antibody produced in rabbit

**Synonym(s):** Anti-PEPCK, Anti-PEPCK2

[All Photos](#) (16)


Product No.	Clonality	Application	Species Reactivity	Citations	SDS
<a href="#">HPA051162</a>	polyclonal	IF, IHC	human		 <a href="#">View</a>
<a href="#">HPA053502</a>	polyclonal	IF, IHC	human	3	 <a href="#">View</a>

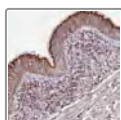


### Anti-PCK1 antibody produced in rabbit

**Synonym(s):** Anti-PEPCK-C antibody produced in rabbit, Anti-Phosphoenolpyruvate carboxykinase, cytosolic [GTP] antibody produced in rabbit, Anti-Phosphoenolpyruvate carboxylase antibody produced in rabbit

[All Photos](#) (5)

Product No.	Clonality	Application	Species Reactivity	Citations	SDS
<a href="#">HPA006277</a>	polyclonal	IHC	human	3	<a href="#">View</a>
<a href="#">HPA006507</a>	polyclonal	IHC	human	5	 <a href="#">View</a>

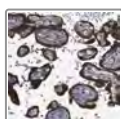


### Anti-PCMTD2 antibody produced in rabbit

**Synonym(s):** Anti-C20orf36, Anti-FLJ10883

[All Photos](#) (2)

Product No.	Clonality	Application	Species Reactivity	Citations	SDS
<a href="#">HPA057849</a>	polyclonal	IF, IHC	human		<a href="#">View</a>




### Anti-PCOLCE2 antibody produced in rabbit

**Synonym(s):** Anti-PCPE-2, Anti-Procollagen C-endopeptidase enhancer 2 precursor, Anti-Procollagen C-proteinase enhancer 2, Anti-Procollagen COOH-terminal proteinase enhancer 2


## All Photos (5)

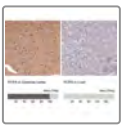
Product No.	Clonality	Application	Species Reactivity	Citations	SDS
<a href="#">HPA013203</a>	polyclonal	IF, IHC	human	2	<a href="#">View</a>



### Anti-PCOLCE antibody produced in rabbit

## All Photos (2)


Product No.	Clonality	Application	Species Reactivity	Citations	SDS
<a href="#">HPA042927</a>	polyclonal	IF	human		<a href="#">View</a>

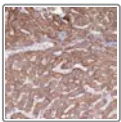


### Anti-PCP4 antibody produced in rabbit

**Synonym(s):** Anti-Brain-specific antigen PCP-4, Anti-Brain-specific polypeptide PEP-19, Anti-Purkinje cell protein 4

## All Photos (6)

Product No.	Clonality	Application	Species Reactivity	Citations	SDS
<a href="#">HPA005792</a>	polyclonal	IHC	human, mouse	40	 <a href="#">View</a>

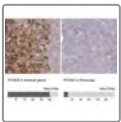


### Anti-PCSK1 antibody produced in rabbit

**Synonym(s):** Anti-NEC1, Anti-PC1, Anti-PC3, Anti-SPC3, Anti-proprotein convertase subtilisin/kexin type 1

## All Photos (1)


Product No.	Clonality	Application	Species Reactivity	Citations	SDS
<a href="#">HPA048564</a>	polyclonal	IHC	human		<a href="#">View</a>

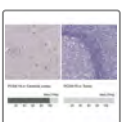


### Anti-PCSK2 antibody produced in rabbit

**Synonym(s):** Anti-NEC2, Anti-PC2, Anti-SPC2, Anti-proprotein convertase subtilisin/kexin type 2

## All Photos (5)



Product No.	Clonality	Application	Species Reactivity	Citations	SDS
<a href="#">HPA049627</a>	polyclonal	IF, IHC	human		<a href="#">View</a>

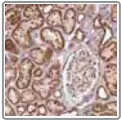


### Anti-PCSK1N antibody produced in rabbit

**Synonym(s):** Anti-ProSAAS precursor antibody produced in rabbit, Anti-Proprotein convertase 1 inhibitor antibody produced in rabbit, Anti-Proprotein convertase subtilisin/kexin type 1 inhibitor antibody produced in rabbit, Anti-pro-SAAS antibody produced in rabbit

## All Photos (17)

Product No.	Clonality	Application	Species Reactivity	Citations	SDS
<a href="#">HPA003925</a>	polyclonal	IHC	human	1	 <a href="#">View</a>
<a href="#">HPA064734</a>	polyclonal	IF, IHC	human		 <a href="#">View</a>

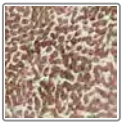


### Anti-PCTP antibody produced in rabbit

**Synonym(s):** Anti-STAR2, Anti-phosphatidylcholine transfer protein

## All Photos (2)

Product No.	Clonality	Application	Species Reactivity	Citations	SDS
<a href="#">HPA022979</a>	polyclonal	IF, IHC	human	4	<a href="#">View</a>



### Anti-PCYOX1 antibody produced in rabbit

**Synonym(s):** Anti-KIAA0908, Anti-PCL1, Anti-prenylcysteine oxidase 1

## All Photos (1)



Product No.	Clonality	Application	Species Reactivity	Citations	SDS
<a href="#">HPA035193</a>	polyclonal	IHC	human	1	<a href="#">View</a>



### Anti-PCYT2 antibody produced in rabbit

**Synonym(s):** Anti-CTP:phosphoethanolamine cytidyltransferase, Anti-Ethanolamine-phosphate cytidyltransferase, Anti-Phosphorylethanolamine transferase

## All Photos (14)

Product No.	Clonality	Application	Species Reactivity	Citations	SDS
<a href="#">HPA023034</a>	polyclonal	IF, IHC	human	2	 <a href="#">View</a>
<a href="#">HPA023033</a>	polyclonal	IHC	human, rat	2	 <a href="#">View</a>



### Anti-PCYT1A antibody produced in rabbit

**Synonym(s):** Anti-CT, Anti-CTPCT, Anti-PCYT1, Anti-phosphate cytidyltransferase 1, choline,  $\alpha$


## All Photos (3)

Product No.	Clonality	Application	Species Reactivity	Citations	SDS
<a href="#">HPA035428</a>	polyclonal	IF, IHC	human	6	<a href="#">View</a>



### Anti-PCYT1B antibody produced in rabbit






**Synonym(s):** Anti-CCT B antibody produced in rabbit, Anti-CCT- $\beta$  antibody produced in rabbit, Anti-CT B antibody produced in rabbit, Anti-CTP:phosphocholine cytidyltransferase B antibody produced in rabbit, Anti-Choline-phosphate cytidyltransferase B antibody produced in rabbit, Anti-Phosphorylcholine transferase B

**Photos** (1) antibody produced in rabbit

Product No.	Clonality	Application	Species Reactivity	Citations	SDS
<a href="#">HPA006367</a>	polyclonal	IHC	human	3	<a href="#">View</a>



### Anti-PDAP1 antibody produced in rabbit

**Synonym(s):** Anti-HASPP28, Anti-PAP, Anti-PAP1

**All Photos** (3)

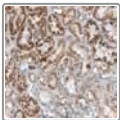
Product No.	Clonality	Application	Species Reactivity	Citations	SDS
<a href="#">HPA060836</a>	polyclonal	IHC	human		<a href="#">View</a>
<a href="#">HPA050294</a>	polyclonal	IF, IHC	human		<a href="#">View</a>



### Anti-PDC antibody produced in rabbit

**All Photos** (1)

Product No.	Clonality	Application	Species Reactivity	Citations	SDS
<a href="#">HPA062235</a>	polyclonal	IHC	human		<a href="#">View</a>

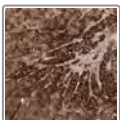


### Anti-PDCD11 antibody produced in rabbit

**Synonym(s):** Anti-ALG-4, Anti-KIAA0185, Anti-MGA, Anti-programmed cell death 11

**All Photos** (1)

Product No.	Clonality	Application	Species Reactivity	Citations	SDS
<a href="#">HPA017924</a>	polyclonal	IHC	human	3	<a href="#">View</a>




### Anti-PDCD10 antibody produced in rabbit

**Synonym(s):** Anti-Cerebral cavernous malformations 3 protein, Anti-Programmed cell death protein 10, Anti-TF-1 cell apoptosis-related protein 15

**All Photos** (1)


Product No.	Clonality	Application	Species Reactivity	Citations	SDS
<a href="#">HPA027095</a>	polyclonal	IHC	human	1	<a href="#">View</a>




### Anti-PDCD6IP antibody produced in rabbit

**All****Photos** (6)


**Synonym(s):** Anti-ALG-2-interacting protein 1, Anti-Hp95, Anti-PDCD6-interacting protein, Anti-Programmed cell death 6-interacting protein


Product No.	Clonality	Application	Species Reactivity	Citations	SDS
<a href="#">HPA011905</a>	polyclonal	IF, IHC	human	10	 <a href="#">View</a>

**Anti-PDCL3 antibody produced in rabbit**

**Synonym(s):** Anti-TAF2A, Anti-TAF2H, Anti-TAFII30, Anti-VIAF1, Anti-phosducin-like 3, Anti-HTPHLP, Anti-PhPL3, Anti-Phosducin-like protein 3, Anti-VIAF-1, Anti-Viral IAP-associated factor 1

**All****Photos** (7)

Product No.	Clonality	Application	Species Reactivity	Citations	SDS
<a href="#">HPA027094</a>	polyclonal	IF, IHC	human, rat, mouse	1	<a href="#">View</a>
<a href="#">HPA018469</a>	polyclonal	IF, IHC	human	4	 <a href="#">View</a>

**Anti-PDE12 antibody produced in rabbit**

**Synonym(s):** Anti-2'-pde, Anti-Dkfzp667b1218, Anti-Phosphodiesterase 12

**All Photos** (5)

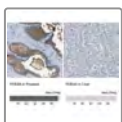
Product No.	Clonality	Application	Species Reactivity	Citations	SDS
<a href="#">HPA043171</a>	polyclonal	IHC	human		<a href="#">View</a>

**Anti-PDE8A antibody produced in rabbit**

**Synonym(s):** Anti-High affinity cAMP-specific and IBMX-insensitive 3',5'-cyclic phosphodiesterase 8A


**All Photos** (2)

Product No.	Clonality	Application	Species Reactivity	Citations	SDS
<a href="#">HPA007722</a>	polyclonal	IF, IHC	human	3	<a href="#">View</a>

**Anti-PDE9A antibody produced in rabbit**

**Synonym(s):** Anti-High affinity cGMP-specific 3',5'-cyclic phosphodiesterase 9A

**All Photos** (4)

Product No.	Clonality	Application	Species Reactivity	Citations	SDS
<a href="#">HPA011380</a>	polyclonal	IF, IHC	human	2	 <a href="#">View</a>

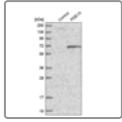
**Anti-PDE5A antibody produced in rabbit**

**Synonym(s):** Anti-CGB-PDE antibody produced in rabbit, Anti-cGMP-binding cGMP-specific phosphodiesterase antibody produced in rabbit, Anti-cGMP-specific 3',5'-cyclic phosphodiesterase antibody

**All** produced in rabbit

**Photos (6)**

Product No.	Clonality	Application	Species Reactivity	Citations	SDS
<a href="#">HPA012873</a>	polyclonal	IHC	human	7	<a href="#">View</a>
<a href="#">HPA004729</a>	polyclonal	IF, IHC	human	5	<a href="#">View</a>




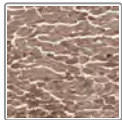
**Anti-PDE1A antibody produced in rabbit**

**Synonym(s):** Anti-61 kDa Cam-PDE, Anti-Calcium/calmodulin-dependent 3',5'-cyclic nucleotide phosphodiesterase 1A, Anti-Cam-PDE 1A, Anti-hCam-1

**All**

**Photos (2)**

Product No.	Clonality	Application	Species Reactivity	Citations	SDS
<a href="#">HPA022151</a>	polyclonal	IHC	human		<a href="#">View</a>



**Anti-PDE7A antibody produced in rabbit**



**Synonym(s):** Anti-HCP1, Anti-High affinity cAMP-specific 3',5'-cyclic phosphodiesterase 7A, Anti-TM22

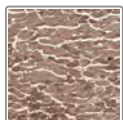
**All Photos (1)**

Product No.	Clonality	Application	Species Reactivity	Citations	SDS
<a href="#">HPA027340</a>	polyclonal	IHC	human		

## All Photos (11) **Anti-PDE6A antibody produced in rabbit**

**Synonym(s):** PDEA, RP43

Product No.	Clonality	Application	Species Reactivity	Citations	SDS
<a href="#">HPA074677</a>	polyclonal	IHC	human		 <a href="#">View</a>
<a href="#">HPA016970</a>	polyclonal	IHC	human	4	 <a href="#">View</a>




## **Anti-PDE7A antibody produced in rabbit**

**Synonym(s):** Anti-HCP1, Anti-High affinity cAMP-specific 3',5'-cyclic phosphodiesterase 7A, Anti-TM22

## All Photos (1)


Product No.	Clonality	Application	Species Reactivity	Citations	SDS
<a href="#">HPA027340</a>	polyclonal	IHC	human		<a href="#">View</a>



## **Anti-PDE1A antibody produced in rabbit**

**Synonym(s):** Anti-61 kDa Cam-PDE, Anti-Calcium/calmodulin-dependent 3',5'-cyclic nucleotide phosphodiesterase 1A, Anti-Cam-PDE 1A, Anti-hCam-1

## All Photos (2)

Product No.	Clonality	Application	Species Reactivity	Citations	SDS
<a href="#">HPA022151</a>	polyclonal	IHC	human		<a href="#">View</a>



### Anti-PDE5A antibody produced in rabbit

**Synonym(s):** Anti-CGB-PDE antibody produced in rabbit, Anti-cGMP-binding cGMP-specific phosphodiesterase antibody produced in rabbit, Anti-cGMP-specific 3',5'-cyclic phosphodiesterase antibody produced in rabbit

## All Photos (6)

Product No.	Clonality	Application	Species Reactivity	Citations	SDS
<a href="#">HPA012873</a>	polyclonal	IHC	human	7	<a href="#">View</a>
<a href="#">HPA004729</a>	polyclonal	IF, IHC	human	5	<a href="#">View</a>

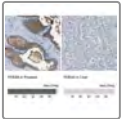


### Anti-PDE8A antibody produced in rabbit

**Synonym(s):** Anti-High affinity cAMP-specific and IBMX-insensitive 3',5'-cyclic phosphodiesterase 8A

## All Photos (2)


Product No.	Clonality	Application	Species Reactivity	Citations	SDS
<a href="#">HPA007722</a>	polyclonal	IF, IHC	human	3	<a href="#">View</a>



### Anti-PDE9A antibody produced in rabbit

**Synonym(s):** Anti-High affinity cGMP-specific 3',5'-cyclic phosphodiesterase 9A

## All Photos (4)

Product No.	Clonality	Application	Species Reactivity	Citations	SDS
<a href="#">HPA011380</a>	polyclonal	IF, IHC	human	2	 <a href="#">View</a>

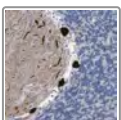


### Anti-PDE7B antibody produced in rabbit

**Synonym(s):** Anti-cAMP-specific 3',5'-cyclic phosphodiesterase 7B

## All Photos (3)

Product No.	Clonality	Application	Species Reactivity	Citations	SDS
<a href="#">HPA023967</a>	polyclonal	IF, IHC	human		<a href="#">View</a>

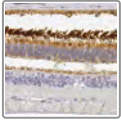


### Anti-PDE1B antibody produced in rabbit

**Synonym(s):** Anti-63 kDa Cam-PDE, Anti-Calcium/calmodulin-dependent 3',5'-cyclic nucleotide phosphodiesterase 1B, Anti-Cam-PDE 1B

## All Photos (2)

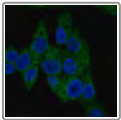
Product No.	Clonality	Application	Species Reactivity	Citations	SDS
<a href="#">HPA018492</a>	polyclonal	IHC	human	4	<a href="#">View</a>



### Anti-PDE6B antibody produced in rabbit

## All Photos (3)

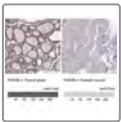
Product No.	Clonality	Application	Species Reactivity	Citations	SDS
<a href="#">HPA054148</a>	polyclonal	IHC	human		<a href="#">View</a>
<a href="#">HPA059929</a>	polyclonal	IF, IHC	human		<a href="#">View</a>



### Anti-PDE3B antibody produced in rabbit

## All Photos (1)


Product No.	Clonality	Application	Species Reactivity	Citations	SDS
<a href="#">HPA056111</a>	polyclonal	IF	human	3	<a href="#">View</a>



### Anti-PDE8B antibody produced in rabbit

**Synonym(s):** Anti-Phosphodiesterase 8B

## All Photos (4)

Product No.	Clonality	Application	Species Reactivity	Citations	SDS
<a href="#">HPA036911</a>	polyclonal	IF	human		<a href="#">View</a>
<a href="#">HPA036912</a>	polyclonal	IHC	human		 <a href="#">View</a>



### Anti-PDE4B antibody produced in rabbit

**Synonym(s):** Anti-DPDE4 antibody produced in rabbit, Anti-PDE32 antibody produced in rabbit, Anti-cAMP-specific 3',5'-cyclic phosphodiesterase 4B antibody produced in rabbit

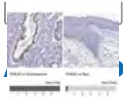
## All Photos (1)

Product No.	Clonality	Application	Species Reactivity	Citations	SDS
<a href="#">HPA003005</a>	polyclonal	IHC	human	1	<a href="#">View</a>




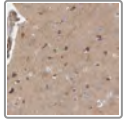
### Anti-PDE4C antibody produced in rabbit

**Synonym(s):** Anti-DPDE1



tos (3)

Product No.	Clonality	Application	Species Reactivity	Citations	SDS
<a href="#">HPA048975</a>	polyclonal	IHC	human		<a href="#">View</a>




### Anti-PDE1C antibody produced in rabbit

**Synonym(s):** Anti-Hcam3, Anti-phosphodiesterase 1C, calmodulin-dependent 70kDa


[All Photos](#) (3)

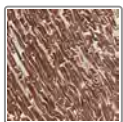
Product No.	Clonality	Application	Species Reactivity	Citations	SDS
<a href="#">HPA052375</a>	polyclonal	IF, IHC	human		<a href="#">View</a>
<a href="#">HPA021751</a>	polyclonal	IHC	human		<a href="#">View</a>



### Anti-PDE6D antibody produced in rabbit

[All Photos](#) (11)

Product No.	Clonality	Application	Species Reactivity	Citations	SDS
<a href="#">HPA037433</a>	polyclonal	IHC	human		<a href="#">View</a>
<a href="#">HPA037434</a>	polyclonal	IHC	human	1	<a href="#">View</a>

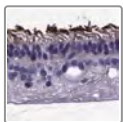


### Anti-PDE4D antibody produced in rabbit

**Synonym(s):** Anti-DPDE3, Anti-Phosphodiesterase 4D, Camp-Specific

[All Photos](#) (5)

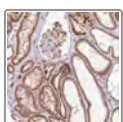
Product No.	Clonality	Application	Species Reactivity	Citations	SDS
<a href="#">HPA045895</a>	polyclonal	IF, IHC	human		<a href="#">View</a>



### Anti-PDE6H antibody produced in rabbit

[All Photos](#) (1)

Product No.	Clonality	Application	Species Reactivity	Citations	SDS
<a href="#">HPA045118</a>	polyclonal	IHC	human		<a href="#">View</a>



### Anti-PDF antibody produced in rabbit

## All Photos (2)

Product No.	Clonality	Application	Species Reactivity	Citations	SDS
<a href="#">HPA063409</a>	polyclonal	IF, IHC	human		<a href="#">View</a>

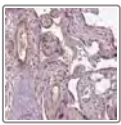


### Anti-PDGFC antibody produced in rabbit

**Synonym(s):** Anti-BCS, Anti-BJS, Anti-Hs.6719, Anti-SCDGF, Anti-fallotein, Anti-h-BCS, Anti-platelet derived growth factor C

## All Photos (2)

Product No.	Clonality	Application	Species Reactivity	Citations	SDS
<a href="#">HPA009134</a>	polyclonal	IF, IHC	human	4	<a href="#">View</a>

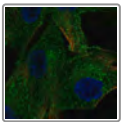


### Anti-PDGFD antibody produced in rabbit

**Synonym(s):** Anti-IEGF, Anti-MSTP036, Anti-SCDGF-B

## All Photos (2)

Product No.	Clonality	Application	Species Reactivity	Citations	SDS
<a href="#">HPA046183</a>	polyclonal	IF	human		<a href="#">View</a>
<a href="#">HPA066271</a>	polyclonal	IHC	human		<a href="#">View</a>

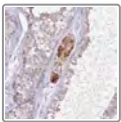


### Anti-PDGFRB antibody produced in rabbit

**Synonym(s):** Anti-CD140b, Anti-JTK12, Anti-PDGFR, Anti-PDGFR1, Anti-platelet-derived growth factor receptor,  $\beta$  polypeptide

## All Photos (2)

Product No.	Clonality	Application	Species Reactivity	Citations	SDS
<a href="#">HPA028499</a>	polyclonal	IF	human	2	<a href="#">View</a>



### Anti-PDHA1 antibody produced in rabbit

**Synonym(s):** Anti-PDHA

## All Photos (4)

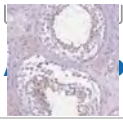
Product No.	Clonality	Application	Species Reactivity	Citations	SDS
<a href="#">HPA063053</a>	polyclonal	IHC	human		<a href="#">View</a>
<a href="#">HPA047864</a>	polyclonal	IF, IHC	human	1	<a href="#">View</a>



### Anti-PDHA2 antibody produced in rabbit

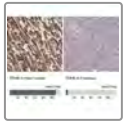
**Synonym(s):** Anti-PDHAL





Photos (1)



Product No.	Clonality	Application	Species Reactivity	Citations	SDS
<a href="#">HPA047487</a>	polyclonal	IHC	human		<a href="#">View</a>



### Anti-PDHB antibody produced in rabbit

**Synonym(s):** Anti-Pyruvate dehydrogenase (lipoamide)  $\beta$

[All Photos](#) (15)



Product No.	Clonality	Application	Species Reactivity	Citations	SDS
<a href="#">HPA036745</a>	polyclonal	IF, IHC	human		 <a href="#">View</a>
<a href="#">HPA036744</a>	polyclonal	IHC	human	1	 <a href="#">View</a>

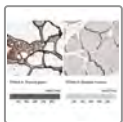


### Anti-PDHX antibody produced in rabbit

**Synonym(s):** Anti-DLDBP, Anti-E3BP, Anti-OPDX, Anti-PDX1, Anti-ProX, Anti-Pyruvate dehydrogenase complex, component X

[All Photos](#) (14)



Product No.	Clonality	Application	Species Reactivity	Citations	SDS
<a href="#">HPA038485</a>	polyclonal	IHC	human	1	 <a href="#">View</a>
<a href="#">HPA038484</a>	polyclonal	IHC	human	1	 <a href="#">View</a>

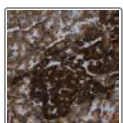


### Anti-PDIA6 antibody produced in rabbit

**Synonym(s):** Anti-ERp5, Anti-P5, Anti-TXNDC7, Anti-protein disulfide isomerase family A, member 6

[All Photos](#) (15)

Product No.	Clonality	Application	Species Reactivity	Citations	SDS
<a href="#">HPA034652</a>	polyclonal	IF, IHC	human		 <a href="#">View</a>
<a href="#">HPA034653</a>	polyclonal	IHC	human, rat, mouse	1	 <a href="#">View</a>



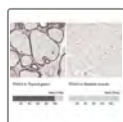
### Anti-PDIA4 antibody produced in rabbit

**Synonym(s):** Anti-ERp72, Anti-Protein ERp-72, Anti-Protein disulfide-isomerase A4

[All Photos](#) (5)

Product No.	Clonality	Application	Species Reactivity	Citations	SDS
<a href="#">HPA006140</a>	polyclonal	IHC	human, mouse, rat	4	<a href="#">View</a>



Product No.	Clonality	Application	Species Reactivity	Citations	SDS
<a href="#">HPA006139</a>	polyclonal	IHC	rat, mouse, human	3	<a href="#">View</a>

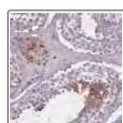


### Anti-PDIA3 antibody produced in rabbit

**Synonym(s):** Anti-58 kDa glucose-regulated protein antibody produced in rabbit, Anti-58 kDa microsomal protein antibody produced in rabbit, Anti-Disulfide isomerase ER-60 antibody produced in rabbit, Anti-ERp57 antibody produced in rabbit, Anti-ERp60 antibody produced in rabbit, Anti-Protein disulfide-isomerase A3 precursor antibody produced in rabbit, Anti-p58 antibody produced in rabbit

[All Photos](#) (19)

Product No.	Clonality	Application	Species Reactivity	Citations	SDS
<a href="#">HPA002645</a>	polyclonal	IF, IHC	human	3	 <a href="#">View</a>
<a href="#">HPA003230</a>	polyclonal	IF, IHC	mouse, rat, human	11	 <a href="#">View</a>



### Anti-PDILT antibody produced in rabbit

**Synonym(s):** Anti-Pdia7, Anti-Protein disulfide isomerase-like, testis expressed

[All Photos](#) (2)

Product No.	Clonality	Application	Species Reactivity	Citations	SDS
<a href="#">HPA041913</a>	polyclonal	IHC	human		<a href="#">View</a>



### Anti-PDK2 antibody produced in rabbit

**Synonym(s):** Anti-Pyruvate dehydrogenase kinase isoform 2 antibody produced in rabbit, Anti-[Pyruvate dehydrogenase [lipoamide]] kinase isozyme 2, mitochondrial precursor antibody produced in rabbit

[All Photos](#) (2)

Product No.	Clonality	Application	Species Reactivity	Citations	SDS
<a href="#">HPA008287</a>	polyclonal	IF, IHC	human	5	<a href="#">View</a>

## All Photos (4) **Anti-PDK3 antibody produced in rabbit**

**Synonym(s):** Anti-pyruvate dehydrogenase kinase, isozyme 3

Product No.	Clonality	Application	Species Reactivity	Citations	SDS
<a href="#">HPA072492</a>	polyclonal	IF	human		<a href="#">View</a>
<a href="#">HPA046583</a>	polyclonal	IHC	human	9	<a href="#">View</a>



## **Anti-PDK1 antibody produced in rabbit**

**Synonym(s):** Anti-EC 2.7.11.2, Anti-Pyruvate dehydrogenase kinase isoform 1

## All Photos (5)

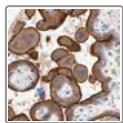
Product No.	Clonality	Application	Species Reactivity	Citations	SDS
<a href="#">HPA059083</a>	polyclonal	IF	human		<a href="#">View</a>
<a href="#">HPA027376</a>	polyclonal	IHC	human	3	<a href="#">View</a>



## **Anti-PDK4 antibody produced in rabbit**

## All Photos (1)

Product No.	Clonality	Application	Species Reactivity	Citations	SDS
<a href="#">HPA056731</a>	polyclonal	IHC	human	3	<a href="#">View</a>



### Anti-PDLIM2 antibody produced in rabbit

**Synonym(s):** Anti-PDZ and LIM domain protein 2, Anti-PDZ-LIM protein, Anti-PDZ-LIM protein mystique

## All Photos (3)



Product No.	Clonality	Application	Species Reactivity	Citations	SDS
<a href="#">HPA003880</a>	polyclonal	IF, IHC	human	4	<a href="#">View</a>



### Anti-PDLIM7 antibody produced in rabbit

**Synonym(s):** Anti-LIM mineralization protein, Anti-LMP, Anti-PDZ and LIM domain protein 7, Anti-Protein enigma

## All Photos (6)


Product No.	Clonality	Application	Species Reactivity	Citations	SDS
<a href="#">HPA048815</a>	polyclonal	IF	human		<a href="#">View</a>
<a href="#">HPA018794</a>	polyclonal	IF, IHC	human	6 	<a href="#">View</a>




### Anti-PDLIM5 antibody produced in rabbit

**Synonym(s):** Anti-Enigma homolog, Anti-Enigma-like PDZ and LIM domains protein, Anti-PDZ and LIM domain protein 5

## All Photos (11)


Product No.	Clonality	Application	Species Reactivity	Citations	SDS
<a href="#">HPA020026</a>	polyclonal	IF, IHC	human	3	<a href="#">View</a>
<a href="#">HPA016740</a>	polyclonal	IF, IHC	human	5 	<a href="#">View</a>



### Anti-PDLIM3 antibody produced in rabbit

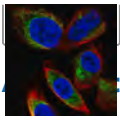
**Synonym(s):** Anti-Actinin-associated LIM protein, Anti-Alpha-actinin-2-associated LIM protein, Anti-PDZ and LIM domain protein 3

## All Photos (5)

Product No.	Clonality	Application	Species Reactivity	Citations	SDS
<a href="#">HPA004749</a>	polyclonal	IHC	human	3 	<a href="#">View</a>

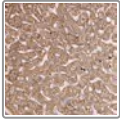


### Anti-PDP2 antibody produced in rabbit



[Photos](#) (1)

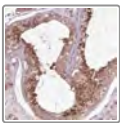
Product No.	Clonality	Application	Species Reactivity	Citations	SDS
<a href="#">HPA062059</a>	polyclonal	IF	human		<a href="#">View</a>



### Anti-PDPK1 antibody produced in rabbit

[All Photos](#) (1)

Product No.	Clonality	Application	Species Reactivity	Citations	SDS
<a href="#">HPA035199</a>	polyclonal	IHC	human		<a href="#">View</a>

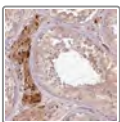


### Anti-PDPR antibody produced in rabbit

**Synonym(s):** Anti-PDP3, Anti-pyruvate dehydrogenase phosphatase regulatory subunit

[All Photos](#) (2)

Product No.	Clonality	Application	Species Reactivity	Citations	SDS
<a href="#">HPA070386</a>	polyclonal	IF	human		<a href="#">View</a>
<a href="#">HPA048092</a>	polyclonal	IHC	human		<a href="#">View</a>

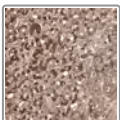


### Anti-PDRG1 antibody produced in rabbit

**Synonym(s):** Anti-C20orf126, Anti-dJ310O13.3, Anti-p53 and DNA-damage regulated 1

[All Photos](#) (2)

Product No.	Clonality	Application	Species Reactivity	Citations	SDS
<a href="#">HPA063542</a>	polyclonal	IF	human		<a href="#">View</a>
<a href="#">HPA047084</a>	polyclonal	IHC	human		<a href="#">View</a>



### Anti-PDSS2 antibody produced in rabbit

**Synonym(s):** Anti-C6orf210, Anti-bA59I9.3, Anti-prenyl (decaprenyl) diphosphate synthase, subunit 2

[All Photos](#) (7)

Product No.	Clonality	Application	Species Reactivity	Citations	SDS
<a href="#">HPA029685</a>	polyclonal	IF, IHC	rat, human, mouse	1	<a href="#">View</a>
<a href="#">HPA029686</a>	polyclonal	IF, IHC	rat, human	1	<a href="#">View</a>



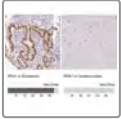
### Anti-PDSS1 antibody produced in rabbit

**Synonym(s):** Anti-COQ1, Anti-Prenyl (decaprenyl) diphosphate synthase, subunit 1, Anti-TPRT, Anti-TPT



os (5)


Product No.	Clonality	Application	Species Reactivity	Citations	SDS
<a href="#">HPA042741</a>	polyclonal	IF	human		<a href="#">View</a>
<a href="#">HPA038032</a>	polyclonal	IHC	human, mouse		<a href="#">View</a>

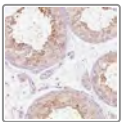


### Anti-PDX1 antibody produced in rabbit

**Synonym(s):** Anti-IDX-1, Anti-IPF1, Anti-MODY4, Anti-PDX-1, Anti-STF-1

[All Photos](#) (6)

Product No.	Clonality	Application	Species Reactivity	Citations	SDS
<a href="#">HPA059146</a>	polyclonal	IF, IHC	human		 <a href="#">View</a>



### Anti-PDXDC1 antibody produced in rabbit

**Synonym(s):** Anti-KIAA0251, Anti-pyridoxal-dependent decarboxylase domain containing 1

[All Photos](#) (11)




Product No.	Clonality	Application	Species Reactivity	Citations	SDS
<a href="#">HPA049121</a>	polyclonal	IF	human		<a href="#">View</a>
<a href="#">HPA047369</a>	polyclonal	IF, IHC	human		<a href="#">View</a>
<a href="#">HPA051484</a>	polyclonal	IF, IHC	human		<a href="#">View</a>

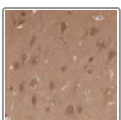


### Anti-PDXK antibody produced in rabbit

**Synonym(s):** Anti-C21orf124, Anti-C21orf97, Anti-FLJ21324, Anti-FLJ31940, Anti-MGC15873, Anti-PKH, Anti-PNK, Anti-PRED79, Anti-pyridoxal (pyridoxine, vitamin B6) kinase

[All Photos](#) (14)

Product No.	Clonality	Application	Species Reactivity	Citations	SDS
<a href="#">HPA030196</a>	polyclonal	IF, IHC	rat, mouse, human	3	 <a href="#">View</a>
<a href="#">HPA030197</a>	polyclonal	IF, IHC	human, mouse		 <a href="#">View</a>
<a href="#">HPA030198</a>	polyclonal	IHC	human		 <a href="#">View</a>



### Anti-PDXP antibody produced in rabbit

[All Photos](#) (3)



Product No.	Clonality	Application	Species Reactivity	Citations	SDS
<a href="#">HPA000531</a>	polyclonal	IHC	human		<a href="#">View</a>



### Anti-PDZK1 antibody produced in rabbit

**Synonym(s):** Anti-CFTR-associated protein of 70 kDa, Anti-Na/Pi cotransporter C-terminal-associated protein, Anti-NaPi-Cap1, Anti-PDZ domain-containing protein 1, Anti-Sodium-hydrogen exchanger regulatory factor 3

[All Photos](#) (13)



Product No.	Clonality	Application	Species Reactivity	Citations	SDS
<a href="#">HPA006155</a>	polyclonal	IF, IHC	rat, mouse, human	3	 <a href="#">View</a>
<a href="#">HPA005755</a>	polyclonal	IHC	human	3	 <a href="#">View</a>

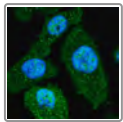


### Anti-PECR antibody produced in rabbit

**Synonym(s):** Anti-2,4-dienoyl-CoA reductase-related protein, Anti-DCR-RP, Anti-HPDHase, Anti-Peroxisomal trans-2-enoyl-CoA reductase, Anti-TERP, Anti-pVI-ARL

[All Photos](#) (13)

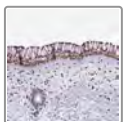
Product No.	Clonality	Application	Species Reactivity	Citations	SDS
<a href="#">HPA022539</a>	polyclonal	IHC	human	4	 <a href="#">View</a>
<a href="#">HPA021593</a>	polyclonal	IF, IHC	human	1	 <a href="#">View</a>



### Anti-PEF1 antibody produced in rabbit

[All Photos](#) (2)

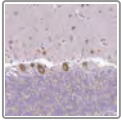
Product No.	Clonality	Application	Species Reactivity	Citations	SDS
<a href="#">HPA061608</a>	polyclonal	IF	human		<a href="#">View</a>



### Anti-PELI2 antibody produced in rabbit

[All Photos](#) (7)

Product No.	Clonality	Application	Species Reactivity	Citations	SDS
<a href="#">HPA053182</a>	polyclonal	IF, IHC	human	2	<a href="#">View</a>



### Anti-PELI3 antibody produced in rabbit

**Synonym(s):** Anti-MGC35521

[All Photos](#) (3)

Product No.	Clonality	Application	Species Reactivity	Citations	SDS
<a href="#">HPA062281</a>	polyclonal	IF, IHC	human		<a href="#">View</a>
<a href="#">HPA038875</a>	polyclonal	IHC	human		<a href="#">View</a>

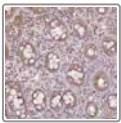


### Anti-PELP1 antibody produced in rabbit

**Synonym(s):** Anti-MNAR

[All Photos](#) (3)

Product No.	Clonality	Application	Species Reactivity	Citations	SDS
<a href="#">HPA053966</a>	polyclonal	IF	human		<a href="#">View</a>
<a href="#">HPA060760</a>	polyclonal	IHC	human		<a href="#">View</a>
<a href="#">HPA056028</a>	polyclonal	IF	human		<a href="#">View</a>

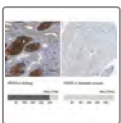


### Anti-PEMT antibody produced in rabbit

**Synonym(s):** Anti-Pempt, Anti-Pemt2, Anti-Phosphatidylethanolamine n-methyltransferase

[All Photos](#) (1)

Product No.	Clonality	Application	Species Reactivity	Citations	SDS
<a href="#">HPA042375</a>	polyclonal	IHC	human	2	<a href="#">View</a>



### Anti-PEPD antibody produced in rabbit

**Synonym(s):** Anti-Imidodipeptidase, Anti-Peptidase D, Anti-Prolidase, Anti-Proline dipeptidase, Anti-X-Pro dipeptidase, Anti-Xaa-Pro dipeptidase

[All Photos](#) (9)

Product No.	Clonality	Application	Species Reactivity	Citations	SDS
<a href="#">HPA072045</a>	polyclonal	IF	human		<a href="#">View</a>
<a href="#">HPA015599</a>	polyclonal	IF, IHC	rat, human, mouse	2	<a href="#">View</a>

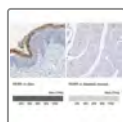


### Anti-PER2 antibody produced in rabbit

[All Photos](#) (4)




Product No.	Clonality	Application	Species Reactivity	Citations	SDS
<a href="#">HPA060510</a>	polyclonal	IHC	human		<a href="#">View</a>



### Anti-PERP antibody produced in rabbit

**Synonym(s):** Anti-KCP-1, Anti-Keratinocytes-associated protein 1, Anti-P53-induced protein PIGPC1, Anti-Transmembrane protein THW, Anti-p53 apoptosis effector related to PMP-22

[All Photos](#) (6)




Product No.	Clonality	Application	Species Reactivity	Citations	SDS
<a href="#">HPA022269</a>	polyclonal	IHC	human	1	 <a href="#">View</a>

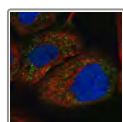


### Anti-PES1 antibody produced in rabbit

**Synonym(s):** Anti-PES

[All Photos](#) (6)

Product No.	Clonality	Application	Species Reactivity	Citations	SDS
<a href="#">HPA040210</a>	polyclonal	IF	human	1	 <a href="#">View</a>
<a href="#">HPA066670</a>	polyclonal	IF	human	1	 <a href="#">View</a>
<a href="#">HPA062439</a>	polyclonal	IHC	human	1	 <a href="#">View</a>



### Anti-PEX1 antibody produced in rabbit

**Synonym(s):** Anti-Peroxin-1, Anti-Peroxisome biogenesis disorder protein 1, Anti-Peroxisome biogenesis factor 1

[All Photos](#) (2)



Product No.	Clonality	Application	Species Reactivity	Citations	SDS
<a href="#">HPA020235</a>	polyclonal	IF	human	3	<a href="#">View</a>



### Anti-PEX13 antibody produced in rabbit


**Synonym(s):** Anti-Peroxisomal biogenesis factor 13

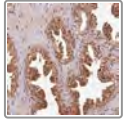
[All Photos](#) (16)

Product No.	Clonality	Application	Species Reactivity	Citations	SDS
<a href="#">HPA032142</a>	polyclonal	IHC	human		 <a href="#">View</a>
<a href="#">HPA032141</a>	polyclonal	IF, IHC	human		 <a href="#">View</a>

## All Photos (11) **Anti-PEX3 antibody produced in rabbit**

**Synonym(s):** Anti-Peroxisomal biogenesis factor 3

Product No.	Clonality	Application	Species Reactivity	Citations	SDS
<a href="#">HPA058006</a>	polyclonal	IHC, WB	human		 <a href="#">View</a>
<a href="#">HPA042830</a>	polyclonal	IF, IHC	human	9	<a href="#">View</a>




## **Anti-PEX14 antibody produced in rabbit**

### All Photos (7)

Product No.	Clonality	Application	Species Reactivity	Citations	SDS
<a href="#">HPA049231</a>	polyclonal	IF, IHC	human		<a href="#">View</a>
<a href="#">HPA046104</a>	polyclonal	IF, IHC	human		<a href="#">View</a>




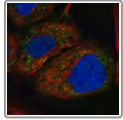
## **Anti-PEX6 antibody produced in rabbit**



**Synonym(s):** Anti-PAF-2, Anti-Peroxin-6, Anti-Peroxisomal biogenesis factor 6, Anti-Peroxisomal-type ATPase 1, Anti-Peroxisome assembly factor 2

(7)

Product No.	Clonality	Application	Species Reactivity	Citations	SDS
<a href="#">HPA025924</a>	polyclonal	IHC	mouse, rat, human	1	 <a href="#">View</a>

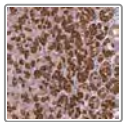


### Anti-PEX1 antibody produced in rabbit

**Synonym(s):** Anti-Peroxin-1, Anti-Peroxisome biogenesis disorder protein 1, Anti-Peroxisome biogenesis factor 1

[All Photos](#) (2)

Product No.	Clonality	Application	Species Reactivity	Citations	SDS
<a href="#">HPA020235</a>	polyclonal	IF	human	3	<a href="#">View</a>



### Anti-PEX7 antibody produced in rabbit

**Synonym(s):** Anti-PTS2R, Anti-RD, Anti-peroxisomal biogenesis factor 7

[All Photos](#) (1)



Product No.	Clonality	Application	Species Reactivity	Citations	SDS
<a href="#">HPA049202</a>	polyclonal	IHC	human		<a href="#">View</a>



### Anti-PEX13 antibody produced in rabbit

**Synonym(s):** Anti-Peroxisomal biogenesis factor 13

[All Photos](#) (16)



Product No.	Clonality	Application	Species Reactivity	Citations	SDS
<a href="#">HPA032142</a>	polyclonal	IHC	human		 <a href="#">View</a>
<a href="#">HPA032141</a>	polyclonal	IF, IHC	human		 <a href="#">View</a>

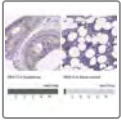


### Anti-PEX5 antibody produced in rabbit

**Synonym(s):** Anti-PTS1R, Anti-PXR1, Anti-Peroxisomal biogenesis factor 5


[All Photos](#) (23)


Product No.	Clonality	Application	Species Reactivity	Citations	SDS
<a href="#">HPA039259</a>	polyclonal	IF, IHC	human, mouse	1	 <a href="#">View</a>
<a href="#">HPA039260</a>	polyclonal	IF, IHC	human		 <a href="#">View</a>



## Anti-PEX12 antibody produced in rabbit

[All Photos](#) (4)

Product No.	Clonality	Application	Species Reactivity	Citations	SDS
<a href="#">HPA069386</a>	polyclonal	IHC	human		<a href="#">View</a>

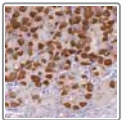


## Anti-PEX11B antibody produced in rabbit

**Synonym(s):** Anti-peroxisomal biogenesis factor 11 beta

[All Photos](#) (2)

Product No.	Clonality	Application	Species Reactivity	Citations	SDS
<a href="#">HPA050104</a>	polyclonal	IHC	human	1	<a href="#">View</a>



## Anti-PEX11G antibody produced in rabbit

[All Photos](#) (1)



Product No.	Clonality	Application	Species Reactivity	Citations	SDS
<a href="#">HPA069817</a>	polyclonal	IHC	human		<a href="#">View</a>

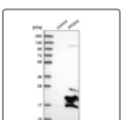


## Anti-PFAS antibody produced in rabbit

**Synonym(s):** Anti-FGAM synthase, Anti-FGAMS, Anti-FGARAT, Anti-Formylglycinamide ribotide amidotransferase, Anti-Phosphoribosylformylglycinamide synthase

[All Photos](#) (18)

Product No.	Clonality	Application	Species Reactivity	Citations	SDS
<a href="#">HPA022886</a>	polyclonal	IF, IHC	rat, mouse, human	2	 <a href="#">View</a>
<a href="#">HPA022140</a>	polyclonal	IHC	human		 <a href="#">View</a>




## Anti-PFDN2 antibody produced in rabbit

**Synonym(s):** Anti-prefoldin subunit 2

[All Photos](#) (4)

Product No.	Clonality	Application	Species Reactivity	Citations	SDS
<a href="#">HPA058304</a>	polyclonal	IF	human		<a href="#">View</a>



Product No.	Clonality	Application	Species Reactivity	Citations	SDS
<a href="#">HPA028700</a>	polyclonal	IF, IHC	human		<a href="#">View</a>



### Anti-PFDN6 antibody produced in rabbit

**Synonym(s):** Anti-H2-KE2, Anti-HKE2, Anti-KE-2, Anti-PFD6, Anti-prefoldin subunit 6

[All Photos](#) (12)

Product No.	Clonality	Application	Species Reactivity	Citations	SDS
<a href="#">HPA048123</a>	polyclonal	IF, IHC	human		<a href="#">View</a>
<a href="#">HPA043032</a>	polyclonal	IHC	human		<a href="#">View</a>




### Anti-PFDN1 antibody produced in rabbit

**Synonym(s):** Anti-Prefoldin subunit 1 antibody produced in rabbit

[All Photos](#) (2)


Product No.	Clonality	Application	Species Reactivity	Citations	SDS
<a href="#">HPA006499</a>	polyclonal	IF, IHC	human	4	<a href="#">View</a>

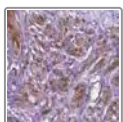


### Anti-PFKFB3 antibody produced in rabbit

**Synonym(s):** Anti-6-phosphofructo-2-kinase/fructose-2,6-biphosphatase 3, Anti-6PF-2-K/Fru-2,6-P2ASE brain/placenta-type isozyme, Anti-Renal carcinoma antigen NY-REN-56, Anti-iPFK-2

[All Photos](#) (3)

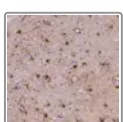
Product No.	Clonality	Application	Species Reactivity	Citations	SDS
<a href="#">HPA043889</a>	polyclonal	IF	human		<a href="#">View</a>
<a href="#">HPA008266</a>	polyclonal	IF, IHC	human	3	 <a href="#">View</a>



### Anti-PFKFB4 antibody produced in rabbit

[All Photos](#) (2)

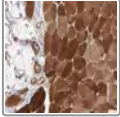
Product No.	Clonality	Application	Species Reactivity	Citations	SDS
<a href="#">HPA047719</a>	polyclonal	IF	human		<a href="#">View</a>
<a href="#">HPA066058</a>	polyclonal	IHC	human		<a href="#">View</a>



### Anti-PFKFB2 antibody produced in rabbit

## All Photos (3)

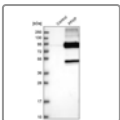
Product No.	Clonality	Application	Species Reactivity	Citations	SDS
<a href="#">HPA063575</a>	polyclonal	IF	human		<a href="#">View</a>
<a href="#">HPA049975</a>	polyclonal	IF, IHC	human		<a href="#">View</a>



### Anti-PFKM antibody produced in rabbit

## All Photos (4)


Product No.	Clonality	Application	Species Reactivity	Citations	SDS
<a href="#">HPA002117</a>	polyclonal	IF, IHC	rat, human	8	<a href="#">View</a>

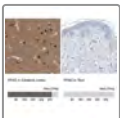


### Anti-PFKP antibody produced in rabbit

**Synonym(s):** Anti-PFK-C, Anti-PFKF, Anti-Phosphofructokinase, platelet

## All Photos (4)


Product No.	Clonality	Application	Species Reactivity	Citations	SDS
<a href="#">HPA056484</a>	polyclonal	IF	human		<a href="#">View</a>
<a href="#">HPA018257</a>	polyclonal	IHC	human	6	 <a href="#">View</a>



### Anti-PFN2 antibody produced in rabbit

**Synonym(s):** Anti-Profilin 2

## All Photos (6)

Product No.	Clonality	Application	Species Reactivity	Citations	SDS
<a href="#">HPA035611</a>	polyclonal	IHC	mouse, rat, human		 <a href="#">View</a>



### Anti-PGA3 antibody produced in rabbit

## All Photos (1)

Product No.	Clonality	Application	Species Reactivity	Citations	SDS
<a href="#">HPA046875</a>	polyclonal	IHC	human		<a href="#">View</a>



### Anti-PGAM1 antibody produced in rabbit

## All Photos (5)


Product No.	Clonality	Application	Species Reactivity	Citations	SDS
<a href="#">HPA060483</a>	polyclonal	IF	human		<a href="#">View</a>
<a href="#">HPA042528</a>	polyclonal	IF, IHC	human		<a href="#">View</a>



### Anti-PGAM5 antibody produced in rabbit

**Synonym(s):** Anti-BXLBv68, Anti-MGC5352, Anti-Phosphoglycerate mutase Family member 5

## All Photos (7)



Product No.	Clonality	Application	Species Reactivity	Citations	SDS
<a href="#">HPA036978</a>	polyclonal	IF, IHC	human	2	 <a href="#">View</a>



### Anti-PGC antibody produced in rabbit

**Synonym(s):** Anti-Progastricsin (pepsinogen C), Anti-progastricsin (pepsinogen C)

## All Photos (15)



Product No.	Clonality	Application	Species Reactivity	Citations	SDS
<a href="#">HPA031717</a>	polyclonal	IHC	human		 <a href="#">View</a>
<a href="#">HPA031718</a>	polyclonal	IHC	human	1	 <a href="#">View</a>

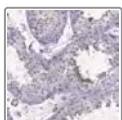


### Anti-PGD antibody produced in rabbit

**Synonym(s):** Anti-phosphogluconate dehydrogenase

## All Photos (18)

Product No.	Clonality	Application	Species Reactivity	Citations	SDS
<a href="#">HPA031315</a>	polyclonal	IF, IHC	human		 <a href="#">View</a>
<a href="#">HPA031314</a>	polyclonal	IHC	human, mouse	8	 <a href="#">View</a>

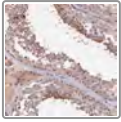


### Anti-PGK2 antibody produced in rabbit

**Synonym(s):** PGK-2, PGKPS

## All Photos (4)

Product No.	Clonality	Application	Species Reactivity	Citations	SDS
<a href="#">HPA073644</a>	polyclonal	IHC, WB	human		<a href="#">View</a>
<a href="#">HPA073656</a>	polyclonal	IHC, WB	human	1	<a href="#">View</a>



## Anti-PGK1 antibody produced in rabbit

[All Photos](#) (1)



Product No.	Clonality	Application	Species Reactivity	Citations	SDS
<a href="#">HPA045385</a>	polyclonal	IHC	human		<a href="#">View</a>

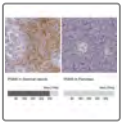


## Anti-PGLS antibody produced in rabbit

**Synonym(s):** Anti-6-phosphogluconolactonase, Anti-6PGL

[All Photos](#) (6)


Product No.	Clonality	Application	Species Reactivity	Citations	SDS
<a href="#">HPA040744</a>	polyclonal	IF, IHC	human		 <a href="#">View</a>
<a href="#">HPA042032</a>	polyclonal	IF, IHC	human		 <a href="#">View</a>

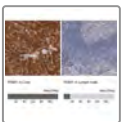


## Anti-PGM5

**Synonym(s):** PGMRP

[All Photos](#) (4)


Product No.	Clonality	Application	Species Reactivity	Citations	SDS
<a href="#">HPA067102</a>	polyclonal	IHC, WB	human		 <a href="#">View</a>



## Anti-PGM1 antibody produced in rabbit

**Synonym(s):** Anti-Glucose phosphomutase 1, Anti-PGM 1, Anti-Phosphoglucomutase-1


[All Photos](#) (12)


Product No.	Clonality	Application	Species Reactivity	Citations	SDS
<a href="#">HPA046329</a>	polyclonal	IHC	human		<a href="#">View</a>
<a href="#">HPA024190</a>	polyclonal	IF, IHC	human	4	 <a href="#">View</a>
<a href="#">HPA024637</a>	polyclonal	IF, IHC	human	3	



## [All Photos](#) (3) **Anti-PGM2 antibody produced in rabbit**

**Synonym(s):** Anti-FLJ10983



Product No.	Clonality	Application	Species Reactivity	Citations	SDS
<a href="#">HPA040676</a>	polyclonal	IF, IHC	human		 <a href="#">View</a>

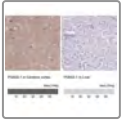


## **Anti-PGM3 antibody produced in rabbit**

**Synonym(s):** Anti-AGM1, Anti-DKFZP434B187, Anti-PAGM, Anti-phosphoglucomutase 3

### [All Photos](#) (8)


Product No.	Clonality	Application	Species Reactivity	Citations	SDS
<a href="#">HPA029759</a>	polyclonal	IHC	human		 <a href="#">View</a>
<a href="#">HPA029760</a>	polyclonal	IF, IHC	rat, human	1	 <a href="#">View</a>

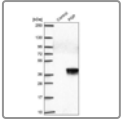


## Anti-PGM2L1 antibody produced in rabbit

**Synonym(s):** Anti-BM32A, Anti-FLJ32029

[All Photos](#) (5)



Product No.	Clonality	Application	Species Reactivity	Citations	SDS
<a href="#">HPA060948</a>	polyclonal	IF	human		<a href="#">View</a>
<a href="#">HPA056995</a>	polyclonal	IHC	human		 <a href="#">View</a>

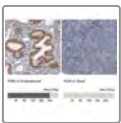


## Anti-PGP antibody produced in rabbit

**Synonym(s):** Anti-phosphoglycolate phosphatase

[All Photos](#) (8)




Product No.	Clonality	Application	Species Reactivity	Citations	SDS
<a href="#">HPA046739</a>	polyclonal	IF, IHC	human		 <a href="#">View</a>
<a href="#">HPA043096</a>	polyclonal	IHC	human	4	 <a href="#">View</a>

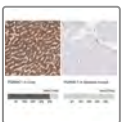


## Anti-PGR antibody produced in rabbit

**Synonym(s):** Anti-PR antibody produced in rabbit, Anti-Progesterone receptor antibody produced in rabbit

[All Photos](#) (17)


Product No.	Clonality	Application	Species Reactivity	Citations	SDS
<a href="#">HPA017176</a>	polyclonal	IHC	human	5	 <a href="#">View</a>
<a href="#">HPA008428</a>	polyclonal	IHC	human	3	 <a href="#">View</a>
<a href="#">HPA004751</a>	polyclonal	IHC	human	2	 <a href="#">View</a>

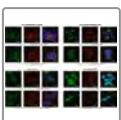


## Anti-PGRMC1 antibody produced in rabbit

**Synonym(s):** Anti-Membrane-associated progesterone receptor component 1 antibody produced in rabbit, Anti-mPR antibody produced in rabbit

[All Photos](#) (10)



Product No.	Clonality	Application	Species Reactivity	Citations	SDS
<a href="#">HPA002877</a>	polyclonal	IHC	mouse, rat, human	17	 <a href="#">View</a>

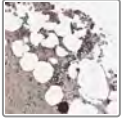


## Anti-PGRMC2 antibody produced in rabbit

**Synonym(s):** Anti-DG6, Anti-PMBP, Anti-progesterone receptor membrane component 2

## All Photos (7)

Product No.	Clonality	Application	Species Reactivity	Citations	SDS
<a href="#">HPA041172</a>	polyclonal	IF, IHC	human	1	 <a href="#">View</a>
<a href="#">HPA058652</a>	polyclonal	IHC	human		 <a href="#">View</a>




### Anti-PGS1 antibody produced in rabbit

**Synonym(s):** Anti-CDP-diacylglycerol--glycerol-3-phosphate 3-phosphatidyltransferase, mitochondrial, Anti-PGP synthase, Anti-Phosphatidylglycerophosphate synthase, Anti-Phosphatidylglycerophosphate synthase 1

## All Photos (2)



Product No.	Clonality	Application	Species Reactivity	Citations	SDS
<a href="#">HPA022526</a>	polyclonal	IF, IHC	human	1	<a href="#">View</a>

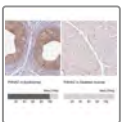


### Anti-P4HA1 antibody produced in rabbit

**Synonym(s):** Anti-4-PH alpha-1, Anti-Procollagen-proline,2-oxoglutarate-4-dioxygenase subunit alpha-1, Anti-Prolyl 4-hydroxylase subunit alpha-1 precursor, Anti-Prolyl 4-hydroxylase subunit alpha-1

## All Photos (15)



Product No.	Clonality	Application	Species Reactivity	Citations	SDS
<a href="#">HPA007599</a>	polyclonal	IF, IHC, WB	human	1	 <a href="#">View</a>
<a href="#">HPA026593</a>	polyclonal	IF, IHC	mouse, human, rat		 <a href="#">View</a>



### Anti-P4HA2 antibody produced in rabbit

**Synonym(s):** Anti-C-P4Halpha(II)

## All Photos (13)

Product No.	Clonality	Application	Species Reactivity	Citations	SDS
<a href="#">HPA027824</a>	polyclonal	IF, IHC, WB	human		 <a href="#">View</a>
<a href="#">HPA016997</a>	polyclonal	IF, IHC	human		 <a href="#">View</a>

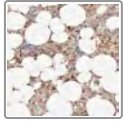


### Anti-P4HA3 antibody produced in rabbit

**Synonym(s):** Anti-4-PH alpha-3, Anti-Procollagen-proline,2-oxoglutarate-4-dioxygenase subunit alpha-3, Anti-Prolyl 4-hydroxylase subunit alpha-3 precursor

## All Photos (5)

Product No.	Clonality	Application	Species Reactivity	Citations	SDS
<a href="#">HPA007897</a>	polyclonal	IHC	human	2	<a href="#">View</a>

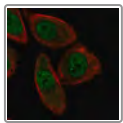


## Anti-PHACTR2 antibody produced in rabbit

**Synonym(s):** Anti-C6orf56, Anti-FLJ22313, Anti-KIAA0680, Anti-phosphatase and actin regulator 2, Anti-Phosphatase and actin regulator 2

[All Photos](#) (3)

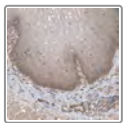
Product No.	Clonality	Application	Species Reactivity	Citations	SDS
<a href="#">HPA031725</a>	polyclonal	IHC	human		<a href="#">View</a>
<a href="#">HPA031719</a>	polyclonal	IHC	human		<a href="#">View</a>
<a href="#">HPA031720</a>	polyclonal	IHC	human		<a href="#">View</a>



## Anti-PHACTR3 antibody produced in rabbit

[All Photos](#) (1)

Product No.	Clonality	Application	Species Reactivity	Citations	SDS
<a href="#">HPA051834</a>	polyclonal	IF	human		<a href="#">View</a>



## Anti-PHACTR4 antibody produced in rabbit

[All Photos](#) (2)

Product No.	Clonality	Application	Species Reactivity	Citations	SDS
<a href="#">HPA028985</a>	polyclonal	IF, IHC	human	1	<a href="#">View</a>



## Anti-PHACTR1 antibody produced in rabbit

**Synonym(s):** Anti-DJ257A7.2, Anti-KIAA1733, Anti-Phosphatase and actin regulator 1, Anti-RPEL1

[All Photos](#) (1)


Product No.	Clonality	Application	Species Reactivity	Citations	SDS
<a href="#">HPA029757</a>	polyclonal	IHC	human		<a href="#">View</a>

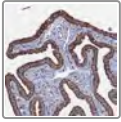


## Anti-P4HB antibody produced in rabbit

**Synonym(s):** Anti-Cellular thyroid hormone-binding protein, Anti-PDI, Anti-Prolyl 4-hydroxylase subunit beta, Anti-Protein disulfide-isomerase, Anti-p55

[All Photos](#) (8)

Product No.	Clonality	Application	Species Reactivity	Citations	SDS
<a href="#">HPA018884</a>	polyclonal	IF, IHC	mouse, human, rat	9	 <a href="#">View</a>



### Anti-PHB2 antibody produced in rabbit

**Synonym(s):** Anti-BCAP37, Anti-Bap37, Anti-REA, Anti-p22, Anti-prohibitin 2

[All Photos](#) (7)



Product No.	Clonality	Application	Species Reactivity	Citations	SDS
<a href="#">HPA039874</a>	polyclonal	IF, IHC	human, rat, mouse	1	<a href="#">View</a>

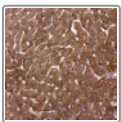


### Anti-PHGDH antibody produced in rabbit

**Synonym(s):** Anti-3-PGDH, Anti-D-3-phosphoglycerate dehydrogenase

[All Photos](#) (13)

Product No.	Clonality	Application	Species Reactivity	Citations	SDS
<a href="#">HPA021241</a>	polyclonal	IF, IHC	mouse, rat, human	51	 <a href="#">View</a>
<a href="#">HPA024031</a>	polyclonal	IF, IHC	human	1	 <a href="#">View</a>

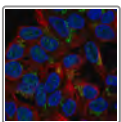


### Anti-PHKA2 antibody produced in rabbit

**Synonym(s):** Anti-PHK, Anti-PYK, Anti-Phosphorylase kinase, alpha 2 (liver)

[All Photos](#) (2)

Product No.	Clonality	Application	Species Reactivity	Citations	SDS
<a href="#">HPA002912</a>	polyclonal	IF, IHC	human	3	<a href="#">View</a>



### Anti-PHKB antibody produced in rabbit

[All Photos](#) (1)


Product No.	Clonality	Application	Species Reactivity	Citations	SDS
<a href="#">HPA073380</a>	polyclonal	IF	human		<a href="#">View</a>



### Anti-PHKG1 antibody produced in rabbit

**Synonym(s):** Anti-Phosphorylase b kinase gamma catalytic chain, skeletal muscle isoform, Anti-Phosphorylase kinase subunit gamma 1

[All Photos](#) (3)


Product No.	Clonality	Application	Species Reactivity	Citations	SDS
<a href="#">HPA012057</a>	polyclonal	IHC	human	3	 <a href="#">View</a>



### Anti-PHKG2 antibody produced in rabbit



Product No.	Clonality	Application	Species Reactivity	Citations	SDS
<a href="#">HPA068751</a>	polyclonal	IF	human		<a href="#">View</a>
<a href="#">HPA065618</a>	polyclonal	IF	human		<a href="#">View</a>

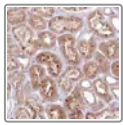


### Anti-PHLDB2 antibody produced in rabbit

**Synonym(s):** Anti-FLJ21791, Anti-LL5b, Anti-LL5beta

[All Photos](#) (3)

Product No.	Clonality	Application	Species Reactivity	Citations	SDS
<a href="#">HPA035147</a>	polyclonal	IF, IHC	human	1	<a href="#">View</a>

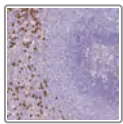


### Anti-PHLDB1 antibody produced in rabbit

**Synonym(s):** Anti-FLJ00141, Anti-KIAA0638, Anti-LL5a, Anti-Pleckstrin homology-like domain, family B, member 1

[All Photos](#) (5)

Product No.	Clonality	Application	Species Reactivity	Citations	SDS
<a href="#">HPA061506</a>	polyclonal	IF	human		<a href="#">View</a>
<a href="#">HPA037959</a>	polyclonal	IHC	human		<a href="#">View</a>




### Anti-PHLPP2 antibody produced in rabbit

**Synonym(s):** Anti-KIAA0931, Anti-PH domain and leucine rich repeat protein phosphatase 2, Anti-PHLPP2

[All Photos](#) (2)

Product No.	Clonality	Application	Species Reactivity	Citations	SDS
<a href="#">HPA048598</a>	polyclonal	IF, IHC	human		<a href="#">View</a>



### Anti-PHOSPHO2 antibody produced in rabbit

**Synonym(s):** Anti-MGC22679, Anti-phosphatase, orphan 2

[All Photos](#) (4)

Product No.	Clonality	Application	Species Reactivity	Citations	SDS
<a href="#">HPA034726</a>	polyclonal	IF, IHC	human		<a href="#">View</a>
<a href="#">HPA034727</a>	polyclonal	IHC	human		<a href="#">View</a>




## Anti-PHOSPHO1 antibody produced in rabbit

**Synonym(s):** Anti-phosphatase, orphan 1

[All Photos](#) (2)



Product No.	Clonality	Application	Species Reactivity	Citations	SDS
<a href="#">HPA065025</a>	polyclonal	IF	human		<a href="#">View</a>
<a href="#">HPA053016</a>	polyclonal	IHC	human		<a href="#">View</a>

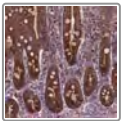


## Anti-PHYH antibody produced in rabbit

**Synonym(s):** PAHX, PHYH1, RD, Anti-PhyH, Anti-Phytanic acid oxidase, Anti-Phytanoyl-CoA alpha-hydroxylase, Anti-Phytanoyl-CoA dioxygenase, peroxisomal precursor

[All Photos](#) (5)

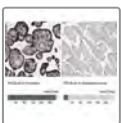
Product No.	Clonality	Application	Species Reactivity	Citations	SDS
<a href="#">HPA007598</a>	polyclonal	IHC	human, mouse	3	 <a href="#">View</a>
<a href="#">HPA011796</a>	polyclonal	IHC	human	3	 <a href="#">View</a>



## Anti-PIBF1 antibody produced in rabbit

[All Photos](#) (3)


Product No.	Clonality	Application	Species Reactivity	Citations	SDS
<a href="#">HPA052269</a>	polyclonal	IF	human		<a href="#">View</a>
<a href="#">HPA066120</a>	polyclonal	IHC	human		<a href="#">View</a>



## Anti-PICALM antibody produced in rabbit

**Synonym(s):** Anti-Clathrin assembly lymphoid myeloid leukemia protein, Anti-Phosphatidylinositol-binding clathrin assembly protein

[All Photos](#) (9)

Product No.	Clonality	Application	Species Reactivity	Citations	SDS
<a href="#">HPA019053</a>	polyclonal	IF, IHC	mouse, rat, human	14	

## All Photos (2) **Anti-PICK1 antibody produced in rabbit**

Product No.	Clonality	Application	Species Reactivity	Citations	SDS
<a href="#">HPA072674</a>	polyclonal	IHC	human		<a href="#">View</a>
<a href="#">HPA067384</a>	polyclonal	IF	human		<a href="#">View</a>

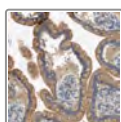


### **Anti-PIGC antibody produced in rabbit**

**Synonym(s):** Anti-Phosphatidylinositol glycan anchor biosynthesis, class C

## All Photos (2)

Product No.	Clonality	Application	Species Reactivity	Citations	SDS
<a href="#">HPA036663</a>	polyclonal	IHC	human	1	<a href="#">View</a>



### **Anti-PIGG antibody produced in rabbit**

**Synonym(s):** Anti-GPI ethanolamine phosphate transferase 2, Anti-GPI7 homolog, Anti-PIG-G, Anti-Phosphatidylinositol-glycan biosynthesis class G protein, Anti-hGPI7



## All Photos (1)

Product No.	Clonality	Application	Species Reactivity	Citations	SDS
<a href="#">HPA015997</a>	polyclonal	IHC	human	1	<a href="#">View</a>



### Anti-PIGK antibody produced in rabbit

**Synonym(s):** Anti-GPI8, Anti-hGPI8

## All Photos (2)

Product No.	Clonality	Application	Species Reactivity	Citations	SDS
<a href="#">HPA057040</a>	polyclonal	IHC	human		<a href="#">View</a>
<a href="#">HPA056383</a>	polyclonal	IHC	human		<a href="#">View</a>



### Anti-PIGM antibody produced in rabbit

**Synonym(s):** Anti-GPI-MT-I, Anti-phosphatidylinositol glycan anchor biosynthesis, class M

## All Photos (1)

Product No.	Clonality	Application	Species Reactivity	Citations	SDS
<a href="#">HPA047418</a>	polyclonal	IHC	human		<a href="#">View</a>

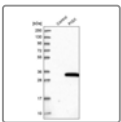


### Anti-PIGQ antibody produced in rabbit

**Synonym(s):** Anti-Gpi1, Anti-Hgpi1, Anti-Phosphatidylinositol glycan anchor biosynthesis, class q

## All Photos (5)


Product No.	Clonality	Application	Species Reactivity	Citations	SDS
<a href="#">HPA061414</a>	polyclonal	IF	human		<a href="#">View</a>
<a href="#">HPA039105</a>	polyclonal	IHC	human		<a href="#">View</a>
<a href="#">HPA039828</a>	polyclonal	IF, IHC	human		<a href="#">View</a>



### Anti-PIGX antibody produced in rabbit

**Synonym(s):** Anti-FLJ20522, Anti-phosphatidylinositol glycan anchor biosynthesis, class X

## All Photos (3)

Product No.	Clonality	Application	Species Reactivity	Citations	SDS
<a href="#">HPA029409</a>	polyclonal	IF, IHC	human		<a href="#">View</a>




### Anti-PIGZ antibody produced in rabbit



**Synonym(s):** Anti-FLJ12768, Anti-MGC52163, Anti-SMP3

[Photos](#) (2)


Product No.	Clonality	Application	Species Reactivity	Citations	SDS
<a href="#">HPA059920</a>	polyclonal	IHC	human		<a href="#">View</a>
<a href="#">HPA058599</a>	polyclonal	IHC	human		<a href="#">View</a>

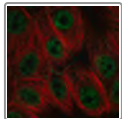


### Anti-PI4K2B antibody produced in rabbit

**Synonym(s):** Anti-Phosphatidylinositol 4-kinase type 2-beta, Anti-Phosphatidylinositol 4-kinase type II-beta

[All Photos](#) (6)

Product No.	Clonality	Application	Species Reactivity	Citations	SDS
<a href="#">HPA004099</a>	polyclonal	IF, IHC	human	3	 <a href="#">View</a>



### Anti-PI4KA antibody produced in rabbit

[All Photos](#) (1)

Product No.	Clonality	Application	Species Reactivity	Citations	SDS
<a href="#">HPA075515</a>	polyclonal	IF	human		<a href="#">View</a>

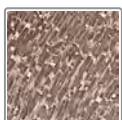


### Anti-PI4KB antibody produced in rabbit

**Synonym(s):** Anti-NPIK, Anti-PI4K $\beta$ , Anti-PI4K- $\beta$ , Anti-PI4K92, Anti-PIK4CB, Anti-Phosphatidylinositol 4-kinase  $\beta$ , Anti-PtdIns 4-kinase  $\beta$

[All Photos](#) (3)

Product No.	Clonality	Application	Species Reactivity	Citations	SDS
<a href="#">HPA006281</a>	polyclonal	IHC	human		<a href="#">View</a>
<a href="#">HPA006280</a>	polyclonal	IHC	human	3	<a href="#">View</a>



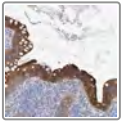
### Anti-PIK3C2A antibody produced in rabbit

**Synonym(s):** Anti-PI3K-C2 $\alpha$ , Anti-Phosphoinositide-3-kinase, class 2,  $\alpha$  polypeptide

[All Photos](#) (6)

Product No.	Clonality	Application	Species Reactivity	Citations	SDS
<a href="#">HPA037641</a>	polyclonal	IF, IHC	human		<a href="#">View</a>
<a href="#">HPA037642</a>	polyclonal	IHC	human		<a href="#">View</a>

Product No.	Clonality	Application	Species Reactivity	Citations	SDS
-------------	-----------	-------------	--------------------	-----------	-----

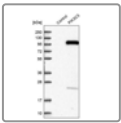


### Anti-PIK3C2B antibody produced in rabbit

**Synonym(s):** Anti-C2-PI3K, Anti-PI3K-C2 $\beta$ , Anti-Phosphoinositide-3-kinase, class 2,  $\beta$  polypeptide

[All Photos](#) (2)


Product No.	Clonality	Application	Species Reactivity	Citations	SDS
<a href="#">HPA050360</a>	polyclonal	IF	human		<a href="#">View</a>
<a href="#">HPA030515</a>	polyclonal	IHC	human		<a href="#">View</a>

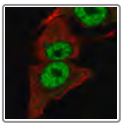


### Anti-PIK3C3 antibody produced in rabbit

**Synonym(s):** Anti-Phosphoinositide-3-kinase, class 3, Anti-Vps34

[All Photos](#) (5)

Product No.	Clonality	Application	Species Reactivity	Citations	SDS
<a href="#">HPA040718</a>	polyclonal	IHC	human	1	 <a href="#">View</a>



### Anti-PIK3CB antibody produced in rabbit

[All Photos](#) (2)


Product No.	Clonality	Application	Species Reactivity	Citations	SDS
<a href="#">HPA064207</a>	polyclonal	IF	human		<a href="#">View</a>

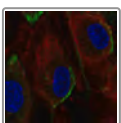


### Anti-PIK3CD antibody produced in rabbit

**Synonym(s):** Anti-p110D

[All Photos](#) (7)

Product No.	Clonality	Application	Species Reactivity	Citations	SDS
<a href="#">HPA044953</a>	polyclonal	IF, IHC	human		 <a href="#">View</a>



### Anti-PIK3CG antibody produced in rabbit

[All Photos](#) (1)

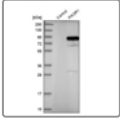
Product No.	Clonality	Application	Species Reactivity	Citations	SDS
<a href="#">HPA069976</a>	polyclonal	IF	human		<a href="#">View</a>



## Anti-PIKFYVE antibody produced in rabbit

[All Photos](#) (1)


Product No.	Clonality	Application	Species Reactivity	Citations	SDS
<a href="#">HPA042604</a>	polyclonal	IHC	human	1	<a href="#">View</a>

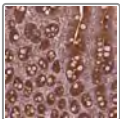


## Anti-PIK3R1 antibody produced in rabbit

**Synonym(s):** Anti-PI3-kinase p85-subunit  $\alpha$  antibody produced in rabbit, Anti-PI3K antibody produced in rabbit, Anti-Phosphatidylinositol 3-kinase regulatory subunit  $\alpha$  antibody produced in rabbit, Anti-PtdIns-3-kinase p85- $\alpha$  antibody produced in rabbit

[All Photos](#) (3)

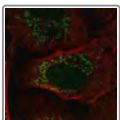
Product No.	Clonality	Application	Species Reactivity	Citations	SDS
<a href="#">HPA001216</a>	polyclonal	IF, IHC	human	5	 <a href="#">View</a>



## Anti-PIK3R2 antibody produced in rabbit

[All Photos](#) (3)

Product No.	Clonality	Application	Species Reactivity	Citations	SDS
<a href="#">HPA069291</a>	polyclonal	IF, IHC	human		<a href="#">View</a>



## Anti-PIK3R3 antibody produced in rabbit

[All Photos](#) (1)

Product No.	Clonality	Application	Species Reactivity	Citations	SDS
<a href="#">HPA071988</a>	polyclonal	IF	human	1	<a href="#">View</a>

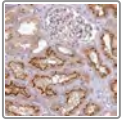


## Anti-PIK3R4 antibody produced in rabbit

**Synonym(s):** Anti-VPS15, Anti-p150, Anti-Em:AC024597.2, Anti-FLJ39352, Anti-PLEKHK1, Anti-bA531F24.1, Anti-phosphoinositide-3-kinase, regulatory subunit 4

[All Photos](#) (4)

Product No.	Clonality	Application	Species Reactivity	Citations	SDS
<a href="#">HPA036033</a>	polyclonal	IF, IHC	human		<a href="#">View</a>
<a href="#">HPA036032</a>	polyclonal	IHC	human	1	<a href="#">View</a>

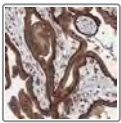


## Anti-PIK3R5 antibody produced in rabbit

**Synonym(s):** Anti-P101-PI3K, Anti-p101, Anti-phosphoinositide-3-kinase, regulatory subunit 5

[All Photos](#) (4)

Product No.	Clonality	Application	Species Reactivity	Citations	SDS
<a href="#">HPA044505</a>	polyclonal	IF	human		<a href="#">View</a>
<a href="#">HPA052247</a>	polyclonal	IHC	human		<a href="#">View</a>
<a href="#">HPA052412</a>	polyclonal	IF	human		<a href="#">View</a>

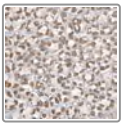


## Anti-PIK3R6 antibody produced in rabbit

**Synonym(s):** Anti-PIK3R6, Anti-Phosphoinositide 3-kinase gamma adapter protein of 87 kDa, Anti-Phosphoinositide 3-kinase regulatory subunit 6, Anti-p87 PI3K adapter protein, Anti-p87PIKAP

[All Photos](#) (1)

Product No.	Clonality	Application	Species Reactivity	Citations	SDS
<a href="#">HPA023077</a>	polyclonal	IHC	human		<a href="#">View</a>

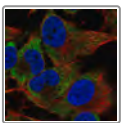


## Anti-PILRB antibody produced in rabbit

**Synonym(s):** Anti-FDFACT1, Anti-FDFACT2, Anti-Paired immunoglobulin-like type 2 receptor  $\beta$

[All Photos](#) (2)


Product No.	Clonality	Application	Species Reactivity	Citations	SDS
<a href="#">HPA026750</a>	polyclonal	IF, IHC	human	3	<a href="#">View</a>



## Anti-PIM3 antibody produced in rabbit

[All Photos](#) (1)


Product No.	Clonality	Application	Species Reactivity	Citations	SDS
<a href="#">HPA068758</a>	polyclonal	IF	human		<a href="#">View</a>

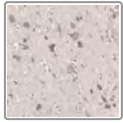


## Anti-PIN4 antibody produced in rabbit

**Synonym(s):** Anti-EPVH, Anti-PAR14, Anti-PAR17, Anti-protein (peptidylprolyl cis/trans isomerase) NIMA-interacting, 4 (parvulin)

[All Photos](#) (4)

Product No.	Clonality	Application	Species Reactivity	Citations	SDS
<a href="#">HPA064504</a>	polyclonal	IF	human		 <a href="#">View</a>
<a href="#">HPA054483</a>	polyclonal	IF, IHC	human	1	<a href="#">View</a>



### Anti-PINK1 antibody produced in rabbit

**Synonym(s):** Anti-BRPK, Anti-PARK6, Anti-PTEN-induced putative kinase protein 1, Anti-Serine/threonine-protein kinase PINK1, mitochondrial precursor

[All Photos](#) (1)

Product No.	Clonality	Application	Species Reactivity	Citations	SDS
<a href="#">HPA001931</a>	polyclonal	IHC	human	7	<a href="#">View</a>



### Anti-PINLYP antibody produced in rabbit

[All Photos](#) (2)

Product No.	Clonality	Application	Species Reactivity	Citations	SDS
<a href="#">HPA061218</a>	polyclonal	IF, IHC	human		<a href="#">View</a>



### Anti-PIP5K1A antibody produced in rabbit

**Synonym(s):** Anti-phosphatidylinositol-4-phosphate 5-kinase, type I,  $\alpha$

[All Photos](#) (3)

Product No.	Clonality	Application	Species Reactivity	Citations	SDS
<a href="#">HPA029366</a>	polyclonal	IF, IHC	human		<a href="#">View</a>


[All](#)

## Anti-PIP5K1B antibody produced in rabbit

[Photos](#) (2)

**Synonym(s):** Anti-PIP5K1beta, Anti-Phosphatidylinositol-4-phosphate 5-kinase type I beta, Anti-Phosphatidylinositol-4-phosphate 5-kinase type-1 beta, Anti-Protein STM-7, Anti-PtdIns(4)P-5- kinase beta, Anti-Type I phosphatidylinositol-4-phosphate 5- kinase beta

Product No.	Clonality	Application	Species Reactivity	Citations	SDS
<a href="#">HPA009687</a>	polyclonal	IF, IHC	human	3	<a href="#">View</a>



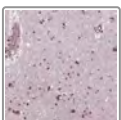
## Anti-PIP5K1C antibody produced in rabbit

**Synonym(s):** Anti-PIP5K1γ, Anti-Phosphatidylinositol-4-phosphate 5-kinase type I γ, Anti-PtdIns(4)P- 5-kinase γ, Anti-PtdInsPK1γ

[All](#)

[Photos](#) (5)

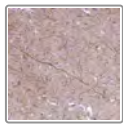
Product No.	Clonality	Application	Species Reactivity	Citations	SDS
<a href="#">HPA017168</a>	polyclonal	IF, IHC	human	3	<a href="#">View</a>



## Anti-PIP4K2A antibody produced in rabbit

## All Photos (2)

Product No.	Clonality	Application	Species Reactivity	Citations	SDS
<a href="#">HPA065440</a>	polyclonal	IF	human		<a href="#">View</a>
<a href="#">HPA068771</a>	polyclonal	IHC	human		<a href="#">View</a>



### Anti-PIP4K2B antibody produced in rabbit

**Synonym(s):** Anti-PIP5K2B, Anti-PIP5KIIB, Anti-PIP5KIIBeta, Anti-phosphatidylinositol-5-phosphate 4-kinase, type II, beta

## All Photos (3)

Product No.	Clonality	Application	Species Reactivity	Citations	SDS
<a href="#">HPA062220</a>	polyclonal	IF	human		<a href="#">View</a>
<a href="#">HPA047875</a>	polyclonal	IHC	human		<a href="#">View</a>

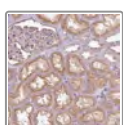


### Anti-PIP4K2C antibody produced in rabbit

**Synonym(s):** Anti-C15orf6, Anti-FLJ22055, Anti-PDRC2, Anti-PIP5K2C, Anti-RHGK, Anti-SLC42A3, Anti-phosphatidylinositol-5-phosphate 4-kinase, type II,  $\gamma$

## All Photos (1)

Product No.	Clonality	Application	Species Reactivity	Citations	SDS
<a href="#">HPA028658</a>	polyclonal	IHC	human	4	<a href="#">View</a>

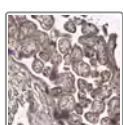


### Anti-PIP5KL1 antibody produced in rabbit

**Synonym(s):** Anti-MGC46424, Anti-bA203J24.5

## All Photos (2)

Product No.	Clonality	Application	Species Reactivity	Citations	SDS
<a href="#">HPA056240</a>	polyclonal	IF, IHC	human		<a href="#">View</a>



### Anti-PISD antibody produced in rabbit

**Synonym(s):** Anti-PSDC, Anti-dJ858B16.2, Anti-phosphatidylserine decarboxylase

## All Photos (7)

Product No.	Clonality	Application	Species Reactivity	Citations	SDS
<a href="#">HPA031090</a>	polyclonal	IHC	human	1	<a href="#">View</a>
<a href="#">HPA031091</a>	polyclonal	IF, IHC	human	3	<a href="#">View</a>



### Anti-PITPNB antibody produced in rabbit

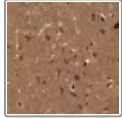




**Synonym(s):** Anti-PI-TP- $\beta$  antibody produced in rabbit, Anti-Phosphatidylinositol transfer protein  $\beta$ -isoform antibody produced in rabbit, Anti-PtdIns transfer protein  $\beta$  antibody produced in rabbit, Anti-PtdInsTP antibody produced in rabbit

[Photos](#) (4)

Product No.	Clonality	Application	Species Reactivity	Citations	SDS
<a href="#">HPA000528</a>	polyclonal	IF, IHC	mouse, human, rat		<a href="#">View</a>



### Anti-PITPNC1 antibody produced in rabbit

**Synonym(s):** Anti-Cytoplasmic phosphatidylinositol transfer protein 1, Anti-M-rdgB beta, Anti-MrdgBbeta, Anti-RdgBbeta, Anti-Retinal degeneration B homolog beta

[All Photos](#) (2)

Product No.	Clonality	Application	Species Reactivity	Citations	SDS
<a href="#">HPA031250</a>	polyclonal	IF	human		<a href="#">View</a>
<a href="#">HPA026563</a>	polyclonal	IHC	human		<a href="#">View</a>

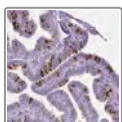


### Anti-PITPNM2 antibody produced in rabbit

**Synonym(s):** Anti-Membrane-associated phosphatidylinositol transfer protein 2, Anti-NIR-3, Anti-Phosphatidylinositol transfer protein, membrane-associated 2, Anti-Pyk2 N-terminal domain-interacting receptor 3

[All Photos](#) (8)

Product No.	Clonality	Application	Species Reactivity	Citations	SDS
<a href="#">HPA003978</a>	polyclonal	IHC	human	1	<a href="#">View</a>
<a href="#">HPA003414</a>	polyclonal	IHC	human	2	<a href="#">View</a>



### Anti-PITPNM1 antibody produced in rabbit

**Synonym(s):** Anti-DRES9, Anti-NIR2, Anti-PITPNM, Anti-RDGB, Anti-RDGBA1, Anti-Rd9

[All Photos](#) (7)

Product No.	Clonality	Application	Species Reactivity	Citations	SDS
<a href="#">HPA062757</a>	polyclonal	IF	human		<a href="#">View</a>
<a href="#">HPA060227</a>	polyclonal	IF, IHC	human		<a href="#">View</a>

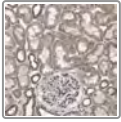


### Anti-PITX1 antibody produced in rabbit

**Synonym(s):** Anti-Hindlimb-expressed homeobox protein backfoot, Anti-Pituitary homeobox 1

[All Photos](#) (6)

Product No.	Clonality	Application	Species Reactivity	Citations	SDS
<a href="#">HPA008743</a>	polyclonal	IF, IHC	human	6	<a href="#">View</a>

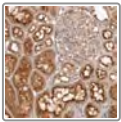


## Anti-PKD2 antibody produced in rabbit

**Synonym(s):** Anti-Autosomal dominant polycystic kidney disease type II protein, Anti-Polycystic kidney disease 2 protein, Anti-Polycystin-2, Anti-Polycystin, Anti-R48321

[All Photos](#) (2)

Product No.	Clonality	Application	Species Reactivity	Citations	SDS
<a href="#">HPA015794</a>	polyclonal	IF, IHC	human	6	<a href="#">View</a>

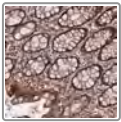


## Anti-PKIB antibody produced in rabbit

**Synonym(s):** Anti-PRKACN2, Anti-protein kinase (cAMP-dependent, catalytic) inhibitor  $\beta$

[All Photos](#) (1)

Product No.	Clonality	Application	Species Reactivity	Citations	SDS
<a href="#">HPA030156</a>	polyclonal	IHC	human	1	<a href="#">View</a>

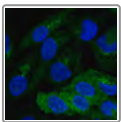


## Anti-PKIG antibody produced in rabbit

**Synonym(s):** Anti-Protein kinase (camp-dependent, catalytic) inhibitor  $\gamma$

[All Photos](#) (3)

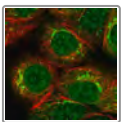
Product No.	Clonality	Application	Species Reactivity	Citations	SDS
<a href="#">HPA063690</a>	polyclonal	IF	human		<a href="#">View</a>
<a href="#">HPA042703</a>	polyclonal	IF, IHC	human		<a href="#">View</a>



## Anti-PKLR antibody produced in rabbit

[All Photos](#) (3)

Product No.	Clonality	Application	Species Reactivity	Citations	SDS
<a href="#">HPA006653</a>	polyclonal	IF	human	4	<a href="#">View</a>



## Anti-PKMYT1 antibody produced in rabbit

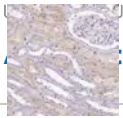
[All Photos](#) (1)

Product No.	Clonality	Application	Species Reactivity	Citations	SDS
<a href="#">HPA068860</a>	polyclonal	IF	human		<a href="#">View</a>



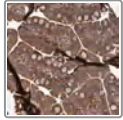
## Anti-PKN3 antibody produced in rabbit

**Synonym(s):** Anti-PKNbeta



Photos (2)

Product No.	Clonality	Application	Species Reactivity	Citations	SDS
<a href="#">HPA045390</a>	polyclonal	IHC	human		<a href="#">View</a>
<a href="#">HPA058305</a>	polyclonal	IHC	human		<a href="#">View</a>




### Anti-PKN2 antibody produced in rabbit

**Synonym(s):** PRK2, PRKCL2, Pak-2, STK7

[All Photos](#) (9)

Product No.	Clonality	Application	Species Reactivity	Citations	SDS
<a href="#">HPA057913</a>	polyclonal	IF, IHC	human		<a href="#">View</a>
<a href="#">HPA034861</a>	polyclonal	IF, IHC	human		<a href="#">View</a>

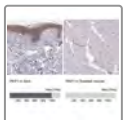


### Anti-PKN1 antibody produced in rabbit

**Synonym(s):** Anti-Protein kinase C- like 1, Anti-Protein kinase C-like PKN, Anti-Protein kinase PKN-alpha, Anti-Protein-kinase C-related kinase 1, Anti-Serine-threonine protein kinase N, Anti-Serine/threonine-protein kinase N1

[All Photos](#) (6)



Product No.	Clonality	Application	Species Reactivity	Citations	SDS
<a href="#">HPA003982</a>	polyclonal	IHC	rat, mouse, human	4	<a href="#">View</a>

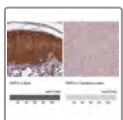


### Anti-PKP1 antibody produced in rabbit

**Synonym(s):** Anti-B6P, Anti-plakophilin 1 (ectodermal dysplasia/skin fragility syndrome)


[All Photos](#) (10)

Product No.	Clonality	Application	Species Reactivity	Citations	SDS
<a href="#">HPA027221</a>	polyclonal	IF, IHC	rat, human	3	 <a href="#">View</a>
<a href="#">HPA027589</a>	polyclonal	IF	human		 <a href="#">View</a>



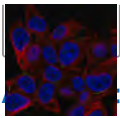
### Anti-PKP3 antibody produced in rabbit

[All Photos](#) (4)

Product No.	Clonality	Application	Species Reactivity	Citations	SDS
<a href="#">HPA062937</a>	polyclonal	IF, IHC	human		 <a href="#">View</a>




### Anti-PKP4 antibody produced in rabbit



os (2)



Product No.	Clonality	Application	Species Reactivity	Citations	SDS
<a href="#">HPA066647</a>	polyclonal	IF	human		<a href="#">View</a>
<a href="#">HPA070648</a>	polyclonal	IF	human		<a href="#">View</a>

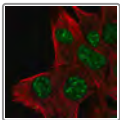


### Anti-PKP2 antibody produced in rabbit

**Synonym(s):** Anti-Plakophilin-2

[All Photos](#) (15)


Product No.	Clonality	Application	Species Reactivity	Citations	SDS
<a href="#">HPA056908</a>	polyclonal	IF, IHC	human		 <a href="#">View</a>
<a href="#">HPA014314</a>	polyclonal	IF, IHC	human	2	 <a href="#">View</a>



### Anti-PLA1A antibody produced in rabbit

[All Photos](#) (1)


Product No.	Clonality	Application	Species Reactivity	Citations	SDS
<a href="#">HPA059740</a>	polyclonal	IF	human		<a href="#">View</a>



### Anti-PLA2G10 antibody produced in rabbit

**Synonym(s):** Anti-Gxpla2, Anti-Phospholipase a2, group x

[All Photos](#) (5)

Product No.	Clonality	Application	Species Reactivity	Citations	SDS
<a href="#">HPA041893</a>	polyclonal	IHC	human		 <a href="#">View</a>

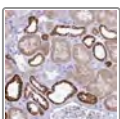


### Anti-PLA2G12A antibody produced in rabbit

**Synonym(s):** Anti-PLA2G12, Anti-Phospholipase A2, group XIIA

[All Photos](#) (1)

Product No.	Clonality	Application	Species Reactivity	Citations	SDS
<a href="#">HPA035909</a>	polyclonal	IHC	human		<a href="#">View</a>




### Anti-PLA2G12B antibody produced in rabbit

**Synonym(s):** Anti-PLA2G13

## All Photos (7)


Product No.	Clonality	Application	Species Reactivity	Citations	SDS
<a href="#">HPA057745</a>	polyclonal	IHC	human		<a href="#">View</a>
<a href="#">HPA059562</a>	polyclonal	IHC	human		<a href="#">View</a>

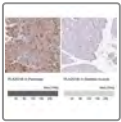


### Anti-PLA2G15 antibody produced in rabbit

**Synonym(s):** Anti-Gxvpla2, Anti-Llpl, Anti-Lypla3, Anti-Phospholipase a2, group xv

## All Photos (6)



Product No.	Clonality	Application	Species Reactivity	Citations	SDS
<a href="#">HPA041727</a>	polyclonal	IHC	human	1	 <a href="#">View</a>



### Anti-PLA2G1B antibody produced in rabbit

**Synonym(s):** Anti-PLA2, Anti-PLA2A, Anti-PPLA2

## All Photos (7)

Product No.	Clonality	Application	Species Reactivity	Citations	SDS
<a href="#">HPA060803</a>	polyclonal	IF, IHC	human	1	 <a href="#">View</a>
<a href="#">HPA047822</a>	polyclonal	IHC	human	1	

## [All Photos \(1\)](#) **Anti-PLA2G2E antibody produced in rabbit**

Product No.	Clonality	Application	Species Reactivity	Citations	SDS
<a href="#">HPA064085</a>	polyclonal	IHC	human		<a href="#">View</a>

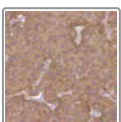


## **Anti-PLA2G3 antibody produced in rabbit**

**Synonym(s):** Anti-GIII sPLA2, Anti-Group 3 secretory phospholipase A2, Anti-Group III secretory phospholipase A2, Anti-Phosphatidylcholine 2-acylhydrolase GIII, Anti-sPLA2-III

## [All Photos \(2\)](#)

Product No.	Clonality	Application	Species Reactivity	Citations	SDS
<a href="#">HPA021016</a>	polyclonal	IHC	human	5	<a href="#">View</a>

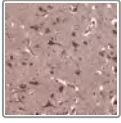


## **Anti-PLA2G4A antibody produced in rabbit**

**Synonym(s):** Anti-PLA2G4, Anti-cPLA2-alpha

## [All Photos \(4\)](#)

Product No.	Clonality	Application	Species Reactivity	Citations	SDS
<a href="#">HPA054206</a>	polyclonal	IF, IHC	human		<a href="#">View</a>
<a href="#">HPA050062</a>	polyclonal	IF, IHC	human		<a href="#">View</a>

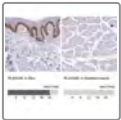


### Anti-PLA2G4C antibody produced in rabbit

**Synonym(s):** Anti-Cpla2- $\gamma$ , Anti-Phospholipase a2, group ivc (cytosolic, calcium-independent)

[All Photos](#) (5)


Product No.	Clonality	Application	Species Reactivity	Citations	SDS
<a href="#">HPA043083</a>	polyclonal	IHC	human	5	<a href="#">View</a>

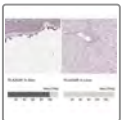


### Anti-PLA2G4E antibody produced in rabbit

**Synonym(s):** Anti-FLJ45651

[All Photos](#) (3)


Product No.	Clonality	Application	Species Reactivity	Citations	SDS
<a href="#">HPA041105</a>	polyclonal	IHC	human		 <a href="#">View</a>



### Anti-PLA2G4F antibody produced in rabbit

**Synonym(s):** Anti-PLA2G4F/Z

[All Photos](#) (3)

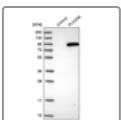
Product No.	Clonality	Application	Species Reactivity	Citations	SDS
<a href="#">HPA056752</a>	polyclonal	IHC	human		 <a href="#">View</a>



### Anti-PLA2G5 antibody produced in rabbit


[All Photos](#) (5)

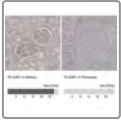
Product No.	Clonality	Application	Species Reactivity	Citations	SDS
<a href="#">HPA053361</a>	polyclonal	IHC	human	2	<a href="#">View</a>



### Anti-PLA2G6 antibody produced in rabbit

[All Photos](#) (3)


Product No.	Clonality	Application	Species Reactivity	Citations	SDS
<a href="#">HPA001171</a>	polyclonal	IF	human	7	 <a href="#">View</a>

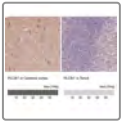


### Anti-PLA2R1 antibody produced in rabbit

**Synonym(s):** CLEC13C, PLA2-R, PLA2G1R, PLA2IR

[All Photos](#) (5)



Product No.	Clonality	Application	Species Reactivity	Citations	SDS
<a href="#">HPA012657</a>	polyclonal	IHC, WB	human	31	 <a href="#">View</a>

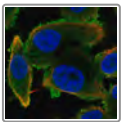


### Anti-PLCB1 antibody produced in rabbit

**Synonym(s):** Anti-KIAA0581, Anti-PLC-I, Anti-PLC154

[All Photos](#) (9)

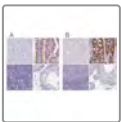
Product No.	Clonality	Application	Species Reactivity	Citations	SDS
<a href="#">HPA057910</a>	polyclonal	IHC	human	1	 <a href="#">View</a>
<a href="#">HPA034743</a>	polyclonal	IHC	human		 <a href="#">View</a>



### Anti-PLCB2 antibody produced in rabbit



[All Photos](#) (2)

Product No.	Clonality	Application	Species Reactivity	Citations	SDS
<a href="#">HPA041298</a>	polyclonal	IF, WB	human		<a href="#">View</a>



### Anti-PLCB3 antibody produced in rabbit

[All Photos](#) (16)

Product No.	Clonality	Application	Species Reactivity	Citations	SDS
<a href="#">HPA039279</a>	polyclonal	IF, IHC	human		 <a href="#">View</a>
<a href="#">HPA043907</a>	polyclonal	IF, IHC	human		 <a href="#">View</a>



### Anti-PLCD3 antibody produced in rabbit

[All Photos](#) (2)



Product No.	Clonality	Application	Species Reactivity	Citations	SDS
<a href="#">HPA053665</a>	polyclonal	IHC, WB	human		<a href="#">View</a>





## Anti-PLCD4 antibody produced in rabbit

[All Photos](#) (14)

Product No.	Clonality	Application	Species Reactivity	Citations	SDS
<a href="#">HPA038139</a>	polyclonal	IHC	human		 <a href="#">View</a>
<a href="#">HPA038140</a>	polyclonal	IF, IHC	human		 <a href="#">View</a>

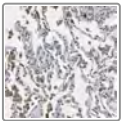


## Anti-PLCD1 antibody produced in rabbit

**Synonym(s):** Anti-1-phosphatidylinositol-4,5-bisphosphate phosphodiesterase delta-1, Anti-PLC-III, Anti-PLC-delta-1, Anti-Phosphoinositide phospholipase C, Anti-Phospholipase C-delta-1

[All Photos](#) (3)

Product No.	Clonality	Application	Species Reactivity	Citations	SDS
<a href="#">HPA021677</a>	polyclonal	IHC	human	3	<a href="#">View</a>
<a href="#">HPA020107</a>	polyclonal	IHC	human	6	<a href="#">View</a>



## Anti-PLCE1 antibody produced in rabbit

**Synonym(s):** Anti-1-phosphatidylinositol-4,5-bisphosphate phosphodiesterase epsilon-1, Anti-PLC-epsilon-1, Anti-Pancreas-enriched phospholipase C, Anti-Phosphoinositide-specific phospholipase C epsilon-1, Anti-Phospholipase C-epsilon-1

[All Photos](#) (4)


Product No.	Clonality	Application	Species Reactivity	Citations	SDS
<a href="#">HPA015597</a>	polyclonal	IHC	human	6	<a href="#">View</a>

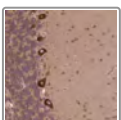


## Anti-PLCG2 antibody produced in rabbit

**Synonym(s):** Anti-1-phosphatidylinositol-4,5-bisphosphate phosphodiesterase gamma-2, Anti-PLC-IV, Anti-PLC-gamma-2, Anti-Phosphoinositide phospholipase C, Anti-Phospholipase C-gamma-2

[All Photos](#) (9)

Product No.	Clonality	Application	Species Reactivity	Citations	SDS
<a href="#">HPA020099</a>	polyclonal	IF, IHC	human	4	<a href="#">View</a>
<a href="#">HPA020100</a>	polyclonal	IHC	human	3	 <a href="#">View</a>

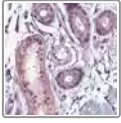


## Anti-PLCG1 antibody produced in rabbit

**Synonym(s):** Anti-NCKAP3, Anti-PLC-II, Anti-PLC1, Anti-PLC148, Anti-PLCgamma1

[All Photos](#) (5)

Product No.	Clonality	Application	Species Reactivity	Citations	SDS
<a href="#">HPA036681</a>	polyclonal	IF, IHC	human		<a href="#">View</a>
<a href="#">HPA036682</a>	polyclonal	IF, IHC	human		<a href="#">View</a>

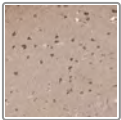


### Anti-PLCH2 antibody produced in rabbit

**Synonym(s):** KIAA0450, PLC-eta2, PLCL4, PLCeta2, RP3-395M20.1

[All Photos](#) (1)

Product No.	Clonality	Application	Species Reactivity	Citations	SDS
<a href="#">HPA072705</a>	polyclonal	IHC	human		<a href="#">View</a>



### Anti-PLCH1 antibody produced in rabbit

**Synonym(s):** Anti-DKFZp434C1372, Anti-KIAA1069, Anti-MGC117152, Anti-PLCq1, Anti-PLCL3, Anti-Phospholipase C, η 1

[All Photos](#) (3)

Product No.	Clonality	Application	Species Reactivity	Citations	SDS
<a href="#">HPA057978</a>	polyclonal	IF	human		<a href="#">View</a>
<a href="#">HPA036176</a>	polyclonal	IF, IHC	human		<a href="#">View</a>



### Anti-PLCL2 antibody produced in rabbit

**Synonym(s):** Anti-KIAA1092, Anti-PLCE2, Anti-phospholipase C-like 2


[All Photos](#) (1)

Product No.	Clonality	Application	Species Reactivity	Citations	SDS
<a href="#">HPA047616</a>	polyclonal	IHC	human		<a href="#">View</a>



### Anti-PLCL1 antibody produced in rabbit

[All Photos](#) (5)

Product No.	Clonality	Application	Species Reactivity	Citations	SDS
<a href="#">HPA031849</a>	polyclonal	IHC	human	2	 <a href="#">View</a>

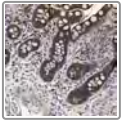


### Anti-PLCXD2 antibody produced in rabbit

**Synonym(s):** Anti-FLJ31579, Anti-phosphatidylinositol-specific phospholipase C, X domain containing 2

[All Photos](#) (2)

Product No.	Clonality	Application	Species Reactivity	Citations	SDS
<a href="#">HPA055947</a>	polyclonal	IF, IHC	human		<a href="#">View</a>

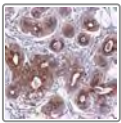


### Anti-PLD2 antibody produced in rabbit

**Synonym(s):** Anti-Choline phosphatase 2, Anti-PLD 2, Anti-PLD1C, Anti-Phosphatidylcholine-hydrolyzing phospholipase D2, Anti-Phospholipase D2, Anti-hPLD2

[All Photos](#) (1)

Product No.	Clonality	Application	Species Reactivity	Citations	SDS
<a href="#">HPA013397</a>	polyclonal	IHC	human	2	<a href="#">View</a>

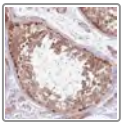


### Anti-PLD4 antibody produced in rabbit

**Synonym(s):** Anti-C14orf175, Anti-phospholipase D family, member 4

[All Photos](#) (2)

Product No.	Clonality	Application	Species Reactivity	Citations	SDS
<a href="#">HPA051512</a>	polyclonal	IHC	human	3	<a href="#">View</a>



### Anti-PLD6 antibody produced in rabbit

**Synonym(s):** Anti-phospholipase D family, member 6


[All Photos](#) (1)

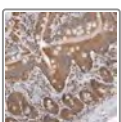
Product No.	Clonality	Application	Species Reactivity	Citations	SDS
<a href="#">HPA049345</a>	polyclonal	IHC	human		<a href="#">View</a>



### Anti-PLD1 antibody produced in rabbit

[All Photos](#) (4)

Product No.	Clonality	Application	Species Reactivity	Citations	SDS
<a href="#">HPA042396</a>	polyclonal	IF, IHC	human	1	 <a href="#">View</a>



### Anti-PLD5 antibody produced in rabbit

**Synonym(s):** Anti-FLJ40773, Anti-phospholipase D family, member 5

[All Photos](#) (3)


Product No.	Clonality	Application	Species Reactivity	Citations	SDS
<a href="#">HPA050367</a>	polyclonal	IF	human		<a href="#">View</a>
<a href="#">HPA028389</a>	polyclonal	IF, IHC	human		<a href="#">View</a>

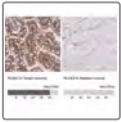


## Anti-PLD3 antibody produced in rabbit

**Synonym(s):** Anti-Choline phosphatase 3, Anti-HindIII K4L homolog, Anti-Hu-K4, Anti-PLD 3, Anti-Phosphatidylcholine-hydrolyzing phospholipase D3, Anti-Phospholipase D3

[All Photos](#) (5)


Product No.	Clonality	Application	Species Reactivity	Citations	SDS
<a href="#">HPA012800</a>	polyclonal	IHC	human	11	 <a href="#">View</a>



## Anti-PLEK2 antibody produced in rabbit


**Synonym(s):** Anti-Pleckstrin-2 antibody produced in rabbit

[All Photos](#) (5)

Product No.	Clonality	Application	Species Reactivity	Citations	SDS
<a href="#">HPA001208</a>	polyclonal	IHC	human	1	

## All Photos (5) **Anti-PLEK2 antibody produced in rabbit**

**Synonym(s):** Anti-Pleckstrin-2 antibody produced in rabbit

Product No.	Clonality	Application	Species Reactivity	Citations	SDS
<a href="#">HPA001208</a>	polyclonal	IHC	human	1	 <a href="#">View</a>



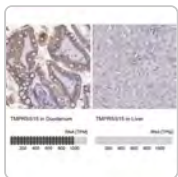
## **Anti-PLEKHA2 antibody produced in rabbit**

**Synonym(s):** Anti-Pleckstrin homology domain-containing family A member 2 antibody produced in rabbit, Anti-TAPP-2 antibody produced in rabbit, Anti-Tandem PH domain-containing protein 2 antibody produced in rabbit

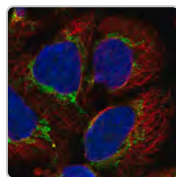
### All Photos (1)

Product No.	Clonality	Application	Species Reactivity	Citations	SDS
<a href="#">HPA004706</a>	polyclonal	IHC	human	3	<a href="#">View</a>

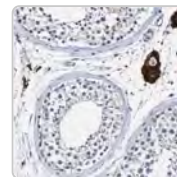
## Recommended Products



Sigma-Aldrich  
**HPA072934**  
Anti-TMPRSS15



Sigma-Aldrich  
**HPA061396**  
Anti-AARS2  
antibody...

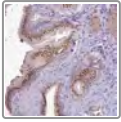


Sigma-Aldrich  
**HPA010972**  
Anti-VMA21  
antibody...

[View Price and Availability](#)

[View Price and Availability](#)

[View Price and Availability](#)



### Anti-PLEKHA4 antibody produced in rabbit

**Synonym(s):** Anti-PEPP1, Anti-pleckstrin homology domain containing, family A (phosphoinositide binding specific) member 4

[All Photos](#) (3)

Product No.	Clonality	Application	Species Reactivity	Citations	SDS
<a href="#">HPA048473</a>	polyclonal	IF, IHC	human		<a href="#">View</a>
<a href="#">HPA042978</a>	polyclonal	IHC	human		<a href="#">View</a>

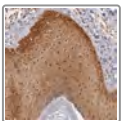


### Anti-PLEKHA6 antibody produced in rabbit

**Synonym(s):** Anti-KIAA0969, Anti-PEPP3, Anti-TRIM70, Anti-pleckstrin homology domain containing, family A member 6

[All Photos](#) (3)

Product No.	Clonality	Application	Species Reactivity	Citations	SDS
<a href="#">HPA054311</a>	polyclonal	IF	human		<a href="#">View</a>
<a href="#">HPA028152</a>	polyclonal	IF, IHC	human	1	<a href="#">View</a>

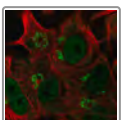


### Anti-PLEKHA1 antibody produced in rabbit

**Synonym(s):** Anti-Pleckstrin homology domain-containing family A member 1 antibody produced in rabbit, Anti-TAPP-1 antibody produced in rabbit, Anti-Tandem PH domain-containing protein 1 antibody produced in rabbit

[All Photos](#) (7)

Product No.	Clonality	Application	Species Reactivity	Citations	SDS
<a href="#">HPA064795</a>	polyclonal	IF	human		<a href="#">View</a>
<a href="#">HPA002043</a>	polyclonal	IF, IHC	human	2	<a href="#">View</a>



### Anti-PLEKHA8 antibody produced in rabbit

[All Photos](#) (1)


Product No.	Clonality	Application	Species Reactivity	Citations	SDS
<a href="#">HPA072314</a>	polyclonal	IF	human		<a href="#">View</a>



## Anti-**PLEKHA7** antibody produced in rabbit

**Synonym(s):** DKFZp686M22243, Anti-DKFZp686M22243, Anti-Pleckstrin homology domain containing, family A member 7

[All Photos](#) (7)

Product No.	Clonality	Application	Species Reactivity	Citations	SDS
<a href="#">HPA066103</a>	polyclonal	IF	human		<a href="#">View</a>
<a href="#">HPA038610</a>	polyclonal	IF, IHC	human	11	 <a href="#">View</a>



## Anti-**PLEKHB2** antibody produced in rabbit

**Synonym(s):** EVT2, FLJ20783

[All Photos](#) (2)



Product No.	Clonality	Application	Species Reactivity	Citations	SDS
<a href="#">HPA075014</a>	polyclonal	IHC, WB	human		<a href="#">View</a>

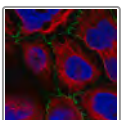


## Anti-**PLEKHG3** antibody produced in rabbit

**Synonym(s):** ARHGEF43, KIAA0599

[All Photos](#) (12)

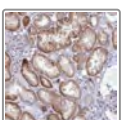
Product No.	Clonality	Application	Species Reactivity	Citations	SDS
<a href="#">HPA063455</a>	polyclonal	IF	human		<a href="#">View</a>
<a href="#">HPA074734</a>	polyclonal	IHC	human	1	 <a href="#">View</a>
<a href="#">HPA065323</a>	polyclonal	IF	human		<a href="#">View</a>
<a href="#">HPA073702</a>	polyclonal	IHC	human		 <a href="#">View</a>



## Anti-**PLEKHG6** antibody produced in rabbit

[All Photos](#) (1)

Product No.	Clonality	Application	Species Reactivity	Citations	SDS
<a href="#">HPA058230</a>	polyclonal	IF	human		<a href="#">View</a>



## Anti-**PLEKHG7** antibody produced in rabbit

**Synonym(s):** Anti-FLJ46688

[All Photos](#) (1)

Product No.	Clonality	Application	Species Reactivity	Citations	SDS
<a href="#">HPA060632</a>	polyclonal	IHC	human		<a href="#">View</a>

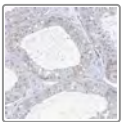


### Anti-PLKHG1 antibody produced in rabbit

**Synonym(s):** Anti-KIAA1209, Anti-pleckstrin homology domain containing, family G (with RhoGef domain) member 1

[All Photos](#) (3)

Product No.	Clonality	Application	Species Reactivity	Citations	SDS
<a href="#">HPA027128</a>	polyclonal	IF	human		<a href="#">View</a>
<a href="#">HPA028270</a>	polyclonal	IHC	human		<a href="#">View</a>
<a href="#">HPA027319</a>	polyclonal	IHC	human		<a href="#">View</a>

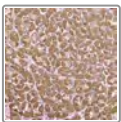


### Anti-PLKHG4B antibody produced in rabbit

**Synonym(s):** Anti-KIAA1909, Anti-Pleckstrin homology domain containing, family G (with RhoGef domain) member 4B

[All Photos](#) (2)

Product No.	Clonality	Application	Species Reactivity	Citations	SDS
<a href="#">HPA058157</a>	polyclonal	IF	human		<a href="#">View</a>
<a href="#">HPA036274</a>	polyclonal	IHC	human		<a href="#">View</a>

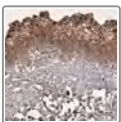


### Anti-PLKHJ1 antibody produced in rabbit

**Synonym(s):** Anti-FLJ10297, Anti-pleckstrin homology domain containing, family J member 1

[All Photos](#) (2)

Product No.	Clonality	Application	Species Reactivity	Citations	SDS
<a href="#">HPA048989</a>	polyclonal	IF, IHC	human		<a href="#">View</a>



### Anti-PLKHM2 antibody produced in rabbit

**Synonym(s):** Anti-KIAA0842, Anti-Pleckstrin homology domain containing, family M (with RUN domain) member 2

[All Photos](#) (1)

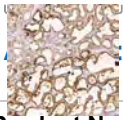
Product No.	Clonality	Application	Species Reactivity	Citations	SDS
<a href="#">HPA032304</a>	polyclonal	IHC	human	2	<a href="#">View</a>



### Anti-PLIN2 antibody produced in rabbit


**Synonym(s):** Anti-ADFP, Anti-ADRP






os (5)

Product No.	Clonality	Application	Species Reactivity	Citations	SDS
<a href="#">HPA016607</a>	polyclonal	IF, IHC	human	23	<a href="#">View</a>



### Anti-PLIN3 antibody produced in rabbit

[All Photos](#) (6)



Product No.	Clonality	Application	Species Reactivity	Citations	SDS
<a href="#">HPA066538</a>	polyclonal	IF, IHC	human	5	 <a href="#">View</a>

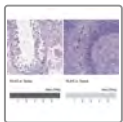


### Anti-PLIN4 antibody produced in rabbit

**Synonym(s):** Anti-KIAA1881, Anti-S3-12, Anti-perilipin 4

[All Photos](#) (15)


Product No.	Clonality	Application	Species Reactivity	Citations	SDS
<a href="#">HPA054657</a>	polyclonal	IF, IHC, WB	human		 <a href="#">View</a>
<a href="#">HPA044682</a>	polyclonal	IF, IHC, WB	human	5	 <a href="#">View</a>



### Anti-PLK5 antibody produced in rabbit

**Synonym(s):** Anti-PLK5P, Anti-SgK384ps, Anti-polo-like kinase 5

[All Photos](#) (3)


Product No.	Clonality	Application	Species Reactivity	Citations	SDS
<a href="#">HPA035024</a>	polyclonal	IHC	human		 <a href="#">View</a>




### Anti-PLN antibody produced in rabbit

**Synonym(s):** Anti-Cardiac phospholamban, Anti-PLB

[All Photos](#) (4)



Product No.	Clonality	Application	Species Reactivity	Citations	SDS
<a href="#">HPA026900</a>	polyclonal	IHC	human	5	 <a href="#">View</a>



### Anti-PLOD1 antibody produced in rabbit

**Synonym(s):** Anti-LH1, Anti-LLH, Anti-PLOD

[All Photos](#) (4)

Product No.	Clonality	Application	Species Reactivity	Citations	SDS
<a href="#">HPA055799</a>	polyclonal		human		 <a href="#">View</a>
<a href="#">HPA049137</a>	polyclonal		human	1	 <a href="#">View</a>

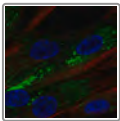


### Anti-PLP2 antibody produced in rabbit

**Synonym(s):** Anti-A4, Anti-A4-Isb, Anti-Mgc126187, Anti-Proteolipid protein 2 (colonic epithelium-enriched)

[All Photos](#) (1)

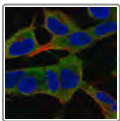
Product No.	Clonality	Application	Species Reactivity	Citations	SDS
<a href="#">HPA042415</a>	polyclonal	IHC	human	2	<a href="#">View</a>



### Anti-PLPP3 antibody produced in rabbit

[All Photos](#) (2)

Product No.	Clonality	Application	Species Reactivity	Citations	SDS
<a href="#">HPA072751</a>	polyclonal	IF	human		<a href="#">View</a>



### Anti-PLPPR5 antibody produced in rabbit

**Synonym(s):** LPPR5, PAP2, PAP2D, PRG5

[All Photos](#) (1)


Product No.	Clonality	Application	Species Reactivity	Citations	SDS
<a href="#">HPA059085</a>	polyclonal	IF	human		<a href="#">View</a>



### Anti-PLS3 antibody produced in rabbit

**Synonym(s):** Anti-T-plastin, Anti-plastin 3

[All Photos](#) (5)


Product No.	Clonality	Application	Species Reactivity	Citations	SDS
<a href="#">HPA076083</a>	polyclonal	IF	human		<a href="#">View</a>
<a href="#">HPA020433</a>	polyclonal	IHC	human	6	 <a href="#">View</a>




### Anti-PLS1 antibody produced in rabbit

**Synonym(s):** Anti-I-plastin, Anti-Plastin-1, Anti-plastin 1

[All Photos](#) (3)

Product No.	Clonality	Application	Species Reactivity	Citations	SDS
<a href="#">HPA055744</a>	polyclonal	IHC	human		 <a href="#">View</a>

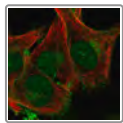


### Anti-PLSCR4 antibody produced in rabbit

**Synonym(s):** Anti-Ca(2+)-dependent phospholipid scramblase 4, Anti-Cell growth-inhibiting gene 43 protein, Anti-PL scramblase 4, Anti-Phospholipid scramblase 4, Anti-TRA1

[All Photos](#) (3)

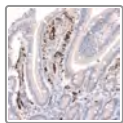
Product No.	Clonality	Application	Species Reactivity	Citations	SDS
<a href="#">HPA002276</a>	polyclonal	IF, IHC	human	3	<a href="#">View</a>



### Anti-PLSCR1 antibody produced in rabbit

[All Photos](#) (1)


Product No.	Clonality	Application	Species Reactivity	Citations	SDS
<a href="#">HPA068923</a>	polyclonal	IF	human		<a href="#">View</a>

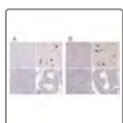


### Anti-PLVAP antibody produced in rabbit

**Synonym(s):** Anti-Fenestrated endothelial-linked structure protein antibody produced in rabbit, Anti-PV-1 antibody produced in rabbit, Anti-Plasmalemma vesicle protein 1 antibody produced in rabbit, Anti-Plasmalemma vesicle-associated protein antibody produced in rabbit

[All Photos](#) (4)



Product No.	Clonality	Application	Species Reactivity	Citations	SDS
<a href="#">HPA002279</a>	polyclonal	IHC	human	9	 <a href="#">View</a>



### Anti-PMCH antibody produced in rabbit


**Synonym(s):** Anti-MCH, Anti-pro-melanin-concentrating hormone

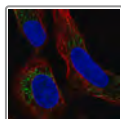
[All Photos](#) (14)

Product No.	Clonality	Application	Species Reactivity	Citations	SDS
<a href="#">HPA061884</a>	polyclonal	IHC	human, mouse		 <a href="#">View</a>
<a href="#">HPA046055</a>	polyclonal	IHC	mouse, human		

**All Photos** (4) **Anti-PMEL antibody produced in rabbit**

**Synonym(s):** Anti-D12S53E, Anti-Pmel17, Anti-SI, Anti-SIL, Anti-SILV, Anti-gp100

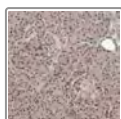
Product No.	Clonality	Application	Species Reactivity	Citations	SDS
<a href="#">HPA031649</a>	polyclonal	IHC	human		<a href="#">View</a>



**Anti-PMEPA1 antibody produced in rabbit**

**All Photos** (2)

Product No.	Clonality	Application	Species Reactivity	Citations	SDS
<a href="#">HPA072291</a>	polyclonal	IF	human	2	<a href="#">View</a>

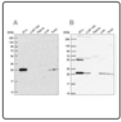


**Anti-PMM1 antibody produced in rabbit**

**Synonym(s):** Anti-Phosphomannomutase 1, Anti-Sec53

**All Photos** (3)


Product No.	Clonality	Application	Species Reactivity	Citations	SDS
<a href="#">HPA030712</a>	polyclonal	IHC	mouse, rat, human		<a href="#">View</a>



### Anti-PMM2 antibody produced in rabbit

[All Photos](#) (5)

Product No.	Clonality	Application	Species Reactivity	Citations	SDS
<a href="#">HPA063649</a>	polyclonal	IF, IHC	human		<a href="#">View</a>
<a href="#">HPA040852</a>	polyclonal	IHC (p), WB	human, rat, mouse		<a href="#">View</a>



### Anti-PMPCA antibody produced in rabbit

**Synonym(s):** Anti-Alpha-MPP, Anti-Mitochondrial-processing peptidase subunit alpha, Anti-P-55

[All Photos](#) (8)

Product No.	Clonality	Application	Species Reactivity	Citations	SDS
<a href="#">HPA063735</a>	polyclonal	IF	human		<a href="#">View</a>
<a href="#">HPA021648</a>	polyclonal	IF, IHC	human	3	<a href="#">View</a>

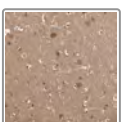


### Anti-PMVK antibody produced in rabbit

**Synonym(s):** Anti-HUMPMKI, Anti-PMK, Anti-PMKA, Anti-phosphomevalonate kinase

[All Photos](#) (5)

Product No.	Clonality	Application	Species Reactivity	Citations	SDS
<a href="#">HPA029900</a>	polyclonal	IHC	human		<a href="#">View</a>



### Anti-PNCK antibody produced in rabbit

**Synonym(s):** Anti-CaM kinase I  $\beta$  antibody produced in rabbit, Anti-CaM kinase IB antibody produced in rabbit, Anti-CaM-KI  $\beta$  antibody produced in rabbit, Anti-CaMKI- $\beta$  antibody produced in rabbit, Anti-Calcium/calmodulin-dependent protein kinase type 1B antibody produced in rabbit, Anti-Pregnancy up-regulated non-ubiquitously expressed CaM kinase antibody produced in rabbit

[All Photos](#) (5)

Product No.	Clonality	Application	Species Reactivity	Citations	SDS
<a href="#">HPA007458</a>	polyclonal	IF, IHC	human	5	<a href="#">View</a>

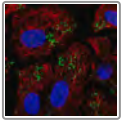


## Anti-PNLIP antibody produced in rabbit

**Synonym(s):** Anti-PL

[All Photos](#) (14)

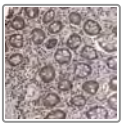
Product No.	Clonality	Application	Species Reactivity	Citations	SDS
<a href="#">HPA062494</a>	polyclonal	IHC	human		<a href="#">View</a>
<a href="#">HPA062430</a>	polyclonal	IHC	human		<a href="#">View</a>



## Anti-PNPLA2 antibody produced in rabbit

[All Photos](#) (2)

Product No.	Clonality	Application	Species Reactivity	Citations	SDS
<a href="#">HPA062602</a>	polyclonal	IF	human		<a href="#">View</a>
<a href="#">HPA055173</a>	polyclonal	IF	human		<a href="#">View</a>



## Anti-PNPLA4 antibody produced in rabbit

[All Photos](#) (2)

Product No.	Clonality	Application	Species Reactivity	Citations	SDS
<a href="#">HPA003656</a>	polyclonal	IHC	human	3	<a href="#">View</a>

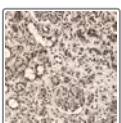


## Anti-PNPLA7 antibody produced in rabbit

**Synonym(s):** Anti-PNPLA7), mRNA antibody produced in rabbit, Anti-patatin-like phospholipase domain containing 7 antibody produced in rabbit

[All Photos](#) (4)

Product No.	Clonality	Application	Species Reactivity	Citations	SDS
<a href="#">HPA009130</a>	polyclonal	IHC	human	6	<a href="#">View</a>



## Anti-PNPLA6 antibody produced in rabbit

[All Photos](#) (1)

Product No.	Clonality	Application	Species Reactivity	Citations	SDS
<a href="#">HPA007522</a>	polyclonal	IHC	human	3	<a href="#">View</a>

Product No.	Clonality	Application	Species Reactivity	Citations	SDS
-------------	-----------	-------------	--------------------	-----------	-----

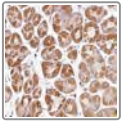


### Anti-PNPLA8 antibody produced in rabbit

[All Photos](#) (3)

Product No.	Clonality	Application	Species Reactivity	Citations	SDS
-------------	-----------	-------------	--------------------	-----------	-----

<a href="#">HPA020083</a>	polyclonal	IF, IHC	human	5	<a href="#">View</a>
---------------------------	------------	---------	-------	---	----------------------



### Anti-PNPLA5 antibody produced in rabbit

**Synonym(s):** Anti-GS2L, Anti-dJ388M5.4, Anti-patatin-like phospholipase domain containing 5

[All Photos](#) (2)

Product No.	Clonality	Application	Species Reactivity	Citations	SDS
-------------	-----------	-------------	--------------------	-----------	-----

<a href="#">HPA050409</a>	polyclonal	IHC	human		<a href="#">View</a>
---------------------------	------------	-----	-------	--	----------------------

<a href="#">HPA054211</a>	polyclonal	IHC	human		<a href="#">View</a>
---------------------------	------------	-----	-------	--	----------------------



### Anti-PNPO antibody produced in rabbit

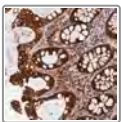
**Synonym(s):** Anti-HSTE14, Anti-PCCMT, Anti-PDXPO, Anti-PPMT, Anti-pyridoxamine 5'-phosphate oxidase, Anti-Pyridoxamine-phosphate oxidase, Anti-Pyridoxine-5'-phosphate oxidase

[All Photos](#) (15)

Product No.	Clonality	Application	Species Reactivity	Citations	SDS
-------------	-----------	-------------	--------------------	-----------	-----

<a href="#">HPA027776</a>	polyclonal	IF, IHC	human	3	 <a href="#">View</a>
---------------------------	------------	---------	-------	---	--

<a href="#">HPA023204</a>	polyclonal	IF, IHC	human	4	 <a href="#">View</a>
---------------------------	------------	---------	-------	---	--



### Anti-PODNL1 antibody produced in rabbit

**Synonym(s):** Anti-Flj23447, Anti-Podocan-like 1, Anti-Slrr5b

[All Photos](#) (1)

Product No.	Clonality	Application	Species Reactivity	Citations	SDS
-------------	-----------	-------------	--------------------	-----------	-----



<a href="#">HPA042807</a>	polyclonal	IHC	human		<a href="#">View</a>
---------------------------	------------	-----	-------	--	----------------------



### Anti-PODXL antibody produced in rabbit

**Synonym(s):** Anti-Gp200, Anti-PC, Anti-PCLP, Anti-podocalyxin-like, Anti-Podocalyxin-like protein 1 precursor

[All Photos](#) (11)

Product No.	Clonality	Application	Species Reactivity	Citations	SDS
<a href="#">HPA045507</a>	polyclonal	IHC, WB	human	1	 <a href="#">View</a>
<a href="#">HPA002110</a>	polyclonal	IF, IHC	human	7	 <a href="#">View</a>

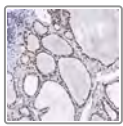


### Anti-POF1B antibody produced in rabbit

**Synonym(s):** Anti-Premature ovarian failure protein 1B antibody produced in rabbit, Anti-Protein POF1B antibody produced in rabbit

[All Photos](#) (1)

Product No.	Clonality	Application	Species Reactivity	Citations	SDS
<a href="#">HPA002033</a>	polyclonal	IHC	human	2	<a href="#">View</a>




### Anti-POFUT2 antibody produced in rabbit

**Synonym(s):** Anti-C21orf80, Anti-FUT13, Anti-KIAA0958, Anti-Protein O-Fucosyltransferase 2



[All Photos](#) (1)

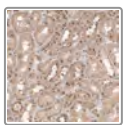
Product No.	Clonality	Application	Species Reactivity	Citations	SDS
<a href="#">HPA044297</a>	polyclonal	IHC	human		<a href="#">View</a>



### Anti-POMC antibody produced in rabbit

[All Photos](#) (10)

Product No.	Clonality	Application	Species Reactivity	Citations	SDS
<a href="#">HPA046135</a>	polyclonal	IHC	human		 <a href="#">View</a>
<a href="#">HPA063644</a>	polyclonal	IHC	human		 <a href="#">View</a>

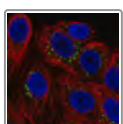


### Anti-POMP antibody produced in rabbit

**Synonym(s):** Anti-Proteasome maturation protein, Anti-Proteasemblin, Anti-Protein UMP1 homolog, Anti-Voltage-gated K channel beta subunit 4.1, Anti-hUMP1

[All Photos](#) (3)

Product No.	Clonality	Application	Species Reactivity	Citations	SDS
<a href="#">HPA026995</a>	polyclonal	IF, IHC	human		<a href="#">View</a>

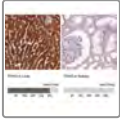


### Anti-POMT1 antibody produced in rabbit



## All Photos (1)


Product No.	Clonality	Application	Species Reactivity	Citations	SDS
<a href="#">HPA065252</a>	polyclonal	IF	human		<a href="#">View</a>

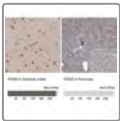


### Anti-PON3 antibody produced in rabbit

**Synonym(s):** Anti-Serum paraoxonase/lactonase 3

## All Photos (5)


Product No.	Clonality	Application	Species Reactivity	Citations	SDS
<a href="#">HPA014848</a>	polyclonal	IHC	human	4	 <a href="#">View</a>

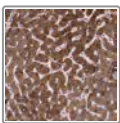


### Anti-PON2 antibody produced in rabbit

**Synonym(s):** Anti-paraoxonase 2

## All Photos (4)

Product No.	Clonality	Application	Species Reactivity	Citations	SDS
<a href="#">HPA029193</a>	polyclonal	IHC	human	2	 <a href="#">View</a>

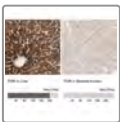


### Anti-PON1 antibody produced in rabbit

**Synonym(s):** Anti-A-esterase 1 antibody produced in rabbit, Anti-Aromatic esterase 1 antibody produced in rabbit, Anti-K-45 antibody produced in rabbit, Anti-PON 1 antibody produced in rabbit, Anti-Serum arylalkylphosphatase 1 antibody produced in rabbit, Anti-Serum paraoxonase/arylesterase 1 antibody produced in rabbit

## All Photos (2)


Product No.	Clonality	Application	Species Reactivity	Citations	SDS
<a href="#">HPA001610</a>	polyclonal	IHC	human	3	<a href="#">View</a>



### Anti-POR antibody produced in rabbit

**Synonym(s):** Anti-CPR antibody produced in rabbit, Anti-NADPH--cytochrome P450 reductase antibody produced in rabbit, Anti-P450R antibody produced in rabbit

## All Photos (8)


Product No.	Clonality	Application	Species Reactivity	Citations	SDS
<a href="#">HPA010136</a>	polyclonal	IF, IHC	human, rat, mouse	6	 <a href="#">View</a>

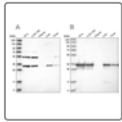


### Anti-POSTN antibody produced in rabbit

**Synonym(s):** Anti-OSF-2, Anti-Osteoblast-specific factor 2, Anti-PN, Anti-Periostin precursor

## All Photos (4)



Product No.	Clonality	Application	Species Reactivity	Citations		SDS
<a href="#">HPA012306</a>	polyclonal	IHC	human	14		<a href="#">View</a>

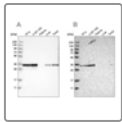


### Anti-PPA2 antibody produced in rabbit

**Synonym(s):** Anti-FLJ20459, Anti-FLJ43346, Anti-NYS, Anti-NYS1, Anti-pyrophosphatase (inorganic) 2

[All Photos](#) (6)



Product No.	Clonality	Application	Species Reactivity	Citations		SDS
<a href="#">HPA031672</a>	polyclonal	IHC, WB	human	3		<a href="#">View</a>
<a href="#">HPA031671</a>	polyclonal	IF, IHC	human			<a href="#">View</a>
<a href="#">HPA030888</a>	polyclonal	IHC	human			<a href="#">View</a>

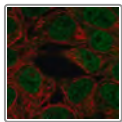


### Anti-PPA1 antibody produced in rabbit

**Synonym(s):** Anti-Inorganic pyrophosphatase, Anti-PPase, Anti-Pyrophosphate phospho-hydrolase

[All Photos](#) (6)

Product No.	Clonality	Application	Species Reactivity	Citations		SDS
<a href="#">HPA020096</a>	polyclonal	IF, IHC	human	2		<a href="#">View</a>
<a href="#">HPA019878</a>	polyclonal	IHC	rat, mouse, human	4		<a href="#">View</a>



### Anti-PPARGC1B antibody produced in rabbit

[All Photos](#) (1)

Product No.	Clonality	Application	Species Reactivity	Citations	SDS
<a href="#">HPA050543</a>	polyclonal	IF	human		<a href="#">View</a>

## All Photos (6) **Anti-PPAT antibody produced in rabbit**

**Synonym(s):** Anti-GPAT, Anti-PRAT, Anti-phosphoribosyl pyrophosphate amidotransferase

Product No.	Clonality	Application	Species Reactivity	Citations	SDS
<a href="#">HPA036091</a>	polyclonal	IF, IHC	human		<a href="#">View</a>
<a href="#">HPA036092</a>	polyclonal	IHC	human	1	<a href="#">View</a>




## **Anti-PPBP antibody produced in rabbit**

**Synonym(s):** Anti-C-X-C motif chemokine 7, Anti-CTAP-III, Anti-LDGF, Anti-Leukocyte-derived growth factor, Anti-MDGF, Anti-Macrophage-derived growth factor, Anti-PBP, Anti-Platelet basic protein precursor, Anti-Small-inducible cytokine B7

## All Photos (4)


Product No.	Clonality	Application	Species Reactivity	Citations	SDS
<a href="#">HPA008354</a>	polyclonal	IHC	human	3	<a href="#">View</a>

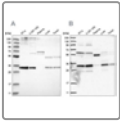


## **Anti-PPCDC antibody produced in rabbit**

**Synonym(s):** Anti-FLJ14585, Anti-MDS018, Anti-phosphopantothenoylcysteine decarboxylase

## All Photos (3)



Product No.	Clonality	Application	Species Reactivity	Citations	SDS
<a href="#">HPA045667</a>	polyclonal	IF, IHC	human		<a href="#">View</a>

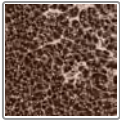


### Anti-PPCS antibody produced in rabbit

**Synonym(s):** Anti-FLJ11838, Anti-phosphopantothencysteine synthetase

## All Photos (5)

Product No.	Clonality	Application	Species Reactivity	Citations	SDS
<a href="#">HPA031363</a>	polyclonal	IHC	human		<a href="#">View</a>
<a href="#">HPA031361</a>	polyclonal	IF, IHC	human		<a href="#">View</a>

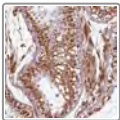


### Anti-PPEF1 antibody produced in rabbit

**Synonym(s):** Anti-PPEF, Anti-protein phosphatase, EF-hand calcium binding domain 1

## All Photos (1)

Product No.	Clonality	Application	Species Reactivity	Citations	SDS
<a href="#">HPA034577</a>	polyclonal	IHC	human		<a href="#">View</a>

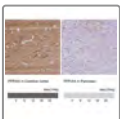


### Anti-PPFIA1 antibody produced in rabbit

**Synonym(s):** Anti-LIP.1, Anti-LIPRIN



## All Photos (4)

Product No.	Clonality	Application	Species Reactivity	Citations	SDS
<a href="#">HPA008272</a>	polyclonal	IF	human		<a href="#">View</a>
<a href="#">HPA042271</a>	polyclonal	IF, IHC	human		<a href="#">View</a>



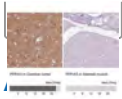
### Anti-PPFIA4 antibody produced in rabbit

## All Photos (6)

Product No.	Clonality	Application	Species Reactivity	Citations	SDS	
<a href="#">HPA054132</a>	polyclonal	IHC	human		<a href="#">View</a>	
<a href="#">HPA053419</a>	polyclonal	IHC	human	1		<a href="#">View</a>





### Anti-PPFIA3 antibody produced in rabbit



**Synonym(s):** Anti-KIAA0654, Anti-LPNA3, Anti-MGC126567, Anti-MGC126569, Anti-protein tyrosine phosphatase, receptor type, f polypeptide (PTPRF), interacting protein (liprin), alpha 3

**Photos (6)**

Product No.	Clonality	Application	Species Reactivity	Citations	SDS
<a href="#">HPA043567</a>	polyclonal	IHC	human		 <a href="#">View</a>
<a href="#">HPA050340</a>	polyclonal	IHC	human		 <a href="#">View</a>




**Anti-PPFIB2 antibody produced in rabbit**

**Synonym(s):** Anti-Liprin-β-2 antibody produced in rabbit, Anti-PTPRF-interacting protein-binding protein 2 antibody produced in rabbit, Anti-Protein tyrosine phosphatase receptor type f polypeptide-interacting protein-binding protein 2 antibody produced in rabbit

**All Photos (15)**


Product No.	Clonality	Application	Species Reactivity	Citations	SDS
<a href="#">HPA003911</a>	polyclonal	IHC	human		<a href="#">View</a>
<a href="#">HPA001935</a>	polyclonal	IF, IHC	human	2	<a href="#">View</a>

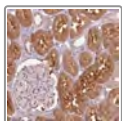


**Anti-PPFIB1 antibody produced in rabbit**

**Synonym(s):** Anti-Liprin-β-1 antibody produced in rabbit, Anti-PTPRF-interacting protein-binding protein 1 antibody produced in rabbit, Anti-Protein tyrosine phosphatase receptor type f polypeptide-interacting protein-binding protein 1 antibody produced in rabbit, Anti-hSGT2 antibody produced in rabbit

**All Photos (3)**

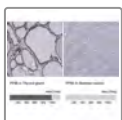
Product No.	Clonality	Application	Species Reactivity	Citations	SDS
<a href="#">HPA001924</a>	polyclonal	IF, IHC	human	3	 <a href="#">View</a>



**Anti-PPIA antibody produced in rabbit**

**All Photos (1)**


Product No.	Clonality	Application	Species Reactivity	Citations	SDS
<a href="#">HPA058345</a>	polyclonal	IHC	human		<a href="#">View</a>



**Anti-PPIB antibody produced in rabbit**

**Synonym(s):** Anti-CYP-S1, Anti-Cyclophilin B, Anti-PPIase, Anti-Peptidyl-prolyl cis-trans isomerase B precursor, Anti-Rotamase, Anti-S-cyclophilin, Anti-SCYLP

**All Photos (9)**

Product No.	Clonality	Application	Species Reactivity	Citations	SDS
<a href="#">HPA012720</a>	polyclonal	IF, IHC	mouse, rat, human	7	 <a href="#">View</a>




### Anti-PPIC antibody produced in rabbit

**Synonym(s):** Anti-CYPC, Anti-peptidylprolyl isomerase C (cyclophilin C)

[All Photos](#) (1)


Product No.	Clonality	Application	Species Reactivity	Citations	SDS
<a href="#">HPA039163</a>	polyclonal	IHC	human		<a href="#">View</a>

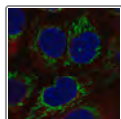


### Anti-PPIE antibody produced in rabbit

**Synonym(s):** Anti-Cyclophilin E, Anti-Cyclophilin-33, Anti-PPIase E, Anti-Peptidyl-prolyl cis-trans isomerase E, Anti-Rotamase E

[All Photos](#) (3)

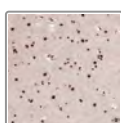
Product No.	Clonality	Application	Species Reactivity	Citations	SDS
<a href="#">HPA019357</a>	polyclonal	IF	human		<a href="#">View</a>
<a href="#">HPA020131</a>	polyclonal	IHC	human	5	 <a href="#">View</a>



### Anti-PPIF antibody produced in rabbit

[All Photos](#) (1)

Product No.	Clonality	Application	Species Reactivity	Citations	SDS
<a href="#">HPA077416</a>	polyclonal	IF	human		<a href="#">View</a>



### Anti-PPIG antibody produced in rabbit

[All Photos](#) (1)

Product No.	Clonality	Application	Species Reactivity	Citations	SDS
<a href="#">HPA057469</a>	polyclonal	IHC	human		<a href="#">View</a>

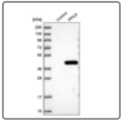


### Anti-PPIH antibody produced in rabbit

**Synonym(s):** Anti-CYP-20, Anti-CYPH, Anti-MGC5016, Anti-SnuCyp-20, Anti-USA-CYP

[All Photos](#) (2)


Product No.	Clonality	Application	Species Reactivity	Citations	SDS
<a href="#">HPA059019</a>	polyclonal	IHC	human	1	<a href="#">View</a>

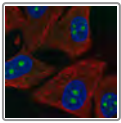


### Anti-PPIL6 antibody produced in rabbit

**Synonym(s):** Anti-BA425D10.6, Anti-DJ919F19.1, Anti-MGC41939, Anti-Peptidylprolyl isomerase (cyclophilin)-like 6, Anti-RSPH12

[All Photos](#) (3)

Product No.	Clonality	Application	Species Reactivity	Citations	SDS
<a href="#">HPA036717</a>	polyclonal	IF, IHC	human		<a href="#">View</a>



### Anti-PPIL1 antibody produced in rabbit

[All Photos](#) (2)

Product No.	Clonality	Application	Species Reactivity	Citations	SDS
<a href="#">HPA062916</a>	polyclonal	IF	human		<a href="#">View</a>

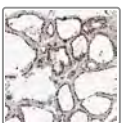


### Anti-PPIL3 antibody produced in rabbit

**Synonym(s):** Anti-CyPJ, Anti-peptidylprolyl isomerase (cyclophilin)-like 3

[All Photos](#) (8)


Product No.	Clonality	Application	Species Reactivity	Citations	SDS
<a href="#">HPA062187</a>	polyclonal	IF	human		<a href="#">View</a>
<a href="#">HPA040765</a>	polyclonal	IF, IHC	human		<a href="#">View</a>



### Anti-PPIL2 antibody produced in rabbit

[All Photos](#) (5)



Product No.	Clonality	Application	Species Reactivity	Citations	SDS
<a href="#">HPA055637</a>	polyclonal	IF	human		<a href="#">View</a>
<a href="#">HPA035344</a>	polyclonal	IF, IHC	human, rat, mouse		<a href="#">View</a>

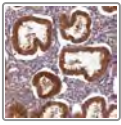


### Anti-PPIL4 antibody produced in rabbit

**Synonym(s):** Anti-peptidylprolyl isomerase (cyclophilin)-like 4

[All Photos](#) (6)

Product No.	Clonality	Application	Species Reactivity	Citations	SDS
<a href="#">HPA031599</a>	polyclonal	IF, WB	human		<a href="#">View</a>
<a href="#">HPA031600</a>	polyclonal	IF, IHC	mouse, rat, human		<a href="#">View</a>

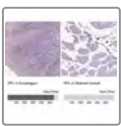


### Anti-PPIP5K2 antibody produced in rabbit

**Synonym(s):** Anti-HISPPD1, Anti-KIAA0433, Anti-VIP2

[All Photos](#) (5)



Product No.	Clonality	Application	Species Reactivity	Citations	SDS
<a href="#">HPA037895</a>	polyclonal	IF, IHC	human		<a href="#">View</a>

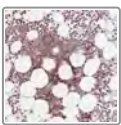


### Anti-PPL antibody produced in rabbit

**Synonym(s):** Anti-periplakin

[All Photos](#) (10)

Product No.	Clonality	Application	Species Reactivity	Citations	SDS
<a href="#">HPA042550</a>	polyclonal	IHC	human		<a href="#">View</a>
<a href="#">HPA059859</a>	polyclonal	IHC	human		<a href="#">View</a>

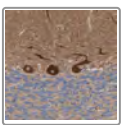


### Anti-PPM1A antibody produced in rabbit

**Synonym(s):** Anti-MGC9201, Anti-PP2CA, Anti-PP2Calpha, Anti-protein phosphatase, Mg<sup>2+</sup>/Mn<sup>2+</sup> dependent, 1A

[All Photos](#) (3)

Product No.	Clonality	Application	Species Reactivity	Citations	SDS
<a href="#">HPA029209</a>	polyclonal	IF, IHC	human		<a href="#">View</a>

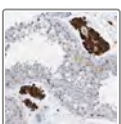


### Anti-PPM1B antibody produced in rabbit

**Synonym(s):** Anti-PP2C-beta, Anti-Protein phosphatase 1B, Anti-Protein phosphatase 2C isoform beta

[All Photos](#) (6)

Product No.	Clonality	Application	Species Reactivity	Citations	SDS
<a href="#">HPA016745</a>	polyclonal	IF, IHC	human	2	<a href="#">View</a>



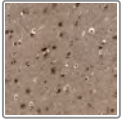
### Anti-PPM1D antibody produced in rabbit

**Synonym(s):** Anti-PP2C-delta, Anti-Protein phosphatase 1D, Anti-Protein phosphatase 2C isoform delta, Anti-Protein phosphatase magnesium-dependent 1 delta, Anti-p53-induced protein phosphatase 1



## All Photos (5)

Product No.	Clonality	Application	Species Reactivity	Citations	SDS
<a href="#">HPA022277</a>	polyclonal	IF, IHC	human	4	<a href="#">View</a>

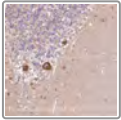


### Anti-PPM1E antibody produced in rabbit

**Synonym(s):** Anti-CaMKN, Anti-CaMKP-N, Anti-CaMKP-nucleus, Anti-Partner of PIX 1, Anti-Partner of PIXA, Anti-Protein phosphatase 1E

## All Photos (6)

Product No.	Clonality	Application	Species Reactivity	Citations	SDS
<a href="#">HPA019263</a>	polyclonal	IHC	human	4	<a href="#">View</a>
<a href="#">HPA018462</a>	polyclonal	IF, IHC	human	4	<a href="#">View</a>




### Anti-PPME1 antibody produced in rabbit

**Synonym(s):** Anti-PME-1

## All Photos (3)



Product No.	Clonality	Application	Species Reactivity	Citations	SDS
<a href="#">HPA064396</a>	polyclonal	IF	human		<a href="#">View</a>
<a href="#">HPA043900</a>	polyclonal	IHC	human		<a href="#">View</a>



### Anti-PPM1F antibody produced in rabbit

**Synonym(s):** Anti-CAMKP, Anti-CaMKPase, Anti-FEM-2, Anti-KIAA0015, Anti-POPX2, Anti-Protein phosphatase, Mg<sup>2+</sup>/Mn<sup>2+</sup> dependent, 1F, Anti-protein phosphatase 1F (PP2C domain containing)

## All Photos (5)



Product No.	Clonality	Application	Species Reactivity	Citations	SDS
<a href="#">HPA030989</a>	polyclonal	IF, IHC	human		<a href="#">View</a>
<a href="#">HPA030990</a>	polyclonal	IHC	human		<a href="#">View</a>

**All**

## Anti-PPM1G antibody produced in rabbit

**Photos** (19)

**Synonym(s):** Anti-PP2Cy, Anti-PP2CG, Anti-protein phosphatase 1G (formerly 2C), magnesium-dependent,  $\gamma$  isoform, Anti-Protein phosphatase, Mg<sup>2+</sup>/Mn<sup>2+</sup> dependent, 1G

Product No.	Clonality	Application	Species Reactivity	Citations	SDS
<a href="#">HPA035531</a>	polyclonal	IF, IHC	mouse, human, rat		<a href="#">View</a>
<a href="#">HPA035530</a>	polyclonal	IF, IHC	rat, mouse, human		<a href="#">View</a>



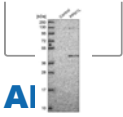
## Anti-PPM1K antibody produced in rabbit

**All Photos** (2)

Product No.	Clonality	Application	Species Reactivity	Citations	SDS
<a href="#">HPA020066</a>	polyclonal	IF	human	3	<a href="#">View</a>
<a href="#">HPA020862</a>	polyclonal	IHC	human	3	<a href="#">View</a>




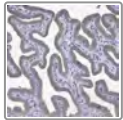
## Anti-PPM1L antibody produced in rabbit



**Synonym(s):** Anti-PP2C-epsilon, Anti-Protein phosphatase 1-like, Anti-Protein phosphatase 1L, Anti-Protein phosphatase 2C isoform epsilon

**All Photos (4)**

Product No.	Clonality	Application	Species Reactivity	Citations	SDS
<a href="#">HPA019891</a>	polyclonal	IHC	human	2	 <a href="#">View</a>
<a href="#">HPA019953</a>	polyclonal	IF, IHC	human	3	<a href="#">View</a>

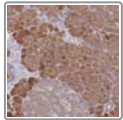


**Anti-PPM1M antibody produced in rabbit**

**Synonym(s):** Anti-FLJ32332, Anti-PP2Ceta, Anti-protein phosphatase 1M (PP2C domain containing)

**All Photos (2)**

Product No.	Clonality	Application	Species Reactivity	Citations	SDS
<a href="#">HPA062291</a>	polyclonal	IF	human		<a href="#">View</a>
<a href="#">HPA036905</a>	polyclonal	IHC	human		<a href="#">View</a>

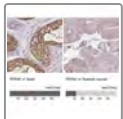


**Anti-PPP6C antibody produced in rabbit**

**Synonym(s):** Anti-PP6, Anti-protein phosphatase 6, catalytic subunit

**All Photos (5)**


Product No.	Clonality	Application	Species Reactivity	Citations	SDS
<a href="#">HPA050940</a>	polyclonal	IHC	human	2	<a href="#">View</a>

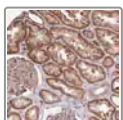


**Anti-PPP4C antibody produced in rabbit**

**Synonym(s):** Anti-PP4, Anti-PPX, Anti-protein phosphatase 4, catalytic subunit

**All Photos (5)**

Product No.	Clonality	Application	Species Reactivity	Citations	SDS
<a href="#">HPA043837</a>	polyclonal	IF, IHC	human		 <a href="#">View</a>



**Anti-PPP1CA antibody produced in rabbit**

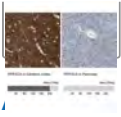
**Synonym(s):** Anti-PP-1A, Anti-PP1A, Anti-PP1alpha, Anti-PPP1A

**All Photos (3)**

Product No.	Clonality	Application	Species Reactivity	Citations	SDS
<a href="#">HPA046833</a>	polyclonal	IF, IHC	human		<a href="#">View</a>




**Anti-PPP3CA antibody produced in rabbit**



**Synonym(s):** Anti-CAM-PRP catalytic subunit, Anti-Calmodulin-dependent calcineurin A subunit alpha isoform, Anti-Serine/threonine-protein phosphatase 2B catalytic subunit alpha isoform

**Photos** (8)

Product No.	Clonality	Application	Species Reactivity	Citations	SDS
<a href="#">HPA012778</a>	polyclonal	IF, IHC	human, rat, mouse	6	 <a href="#">View</a>

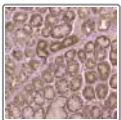


**Anti-PPP3CB antibody produced in rabbit**

**Synonym(s):** Anti-CAM-PRP catalytic subunit, Anti-Calmodulin-dependent calcineurin A subunit beta isoform, Anti-Serine/threonine-protein phosphatase 2B catalytic subunit beta isoform

**All Photos** (3)

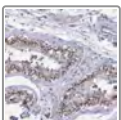
Product No.	Clonality	Application	Species Reactivity	Citations	SDS
<a href="#">HPA008823</a>	polyclonal	IF	human	1	<a href="#">View</a>
<a href="#">HPA008233</a>	polyclonal	IHC	human	3	<a href="#">View</a>



**Anti-PPP1CB antibody produced in rabbit**

**All Photos** (3)

Product No.	Clonality	Application	Species Reactivity	Citations	SDS
<a href="#">HPA065425</a>	polyclonal	IF, IHC	human		<a href="#">View</a>

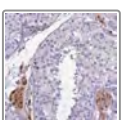


**Anti-PPP3CC antibody produced in rabbit**

**Synonym(s):** Anti-CAM-PRP catalytic subunit, Anti-Calmodulin-dependent calcineurin A subunit gamma isoform, Anti-Serine/threonine-protein phosphatase 2B catalytic subunit gamma isoform

**All Photos** (3)

Product No.	Clonality	Application	Species Reactivity	Citations	SDS
<a href="#">HPA023396</a>	polyclonal	IF, IHC	human	1	<a href="#">View</a>



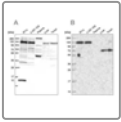
**Anti-PPP6R1 antibody produced in rabbit**

**Synonym(s):** Anti-KIAA1115, Anti-Protein Phosphatase 6, Regulatory Subunit 1, Anti-SAP190, Anti-SAPS1

**All Photos** (4)

Product No.	Clonality	Application	Species Reactivity	Citations	SDS
<a href="#">HPA063681</a>	polyclonal	IF	human		<a href="#">View</a>



Product No.	Clonality	Application	Species Reactivity	Citations	SDS
<a href="#">HPA043989</a>	polyclonal	IF, IHC	human		<a href="#">View</a>

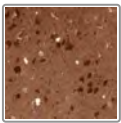


### Anti-PPP4R1 antibody produced in rabbit

**Synonym(s):** Anti-Pp4r1, Anti-Protein phosphatase 4, regulatory subunit 1

[All Photos](#) (6)

Product No.	Clonality	Application	Species Reactivity	Citations	SDS
<a href="#">HPA040905</a>	polyclonal	IF, IHC	human		 <a href="#">View</a>
<a href="#">HPA041089</a>	polyclonal	IHC	human	2	 <a href="#">View</a>



### Anti-PPP3R1 antibody produced in rabbit

[All Photos](#) (2)



Product No.	Clonality	Application	Species Reactivity	Citations	SDS
<a href="#">HPA047157</a>	polyclonal	IF, IHC	human		<a href="#">View</a>



### Anti-PPP1R10 antibody produced in rabbit

**Synonym(s):** Anti-CAT53, Anti-FB19, Anti-PNUTS, Anti-p99

[All Photos](#) (13)

Product No.	Clonality	Application	Species Reactivity	Citations	SDS
<a href="#">HPA047248</a>	polyclonal	IF, IHC	human		 <a href="#">View</a>
<a href="#">HPA056756</a>	polyclonal	IF, IHC	human		 <a href="#">View</a>



### Anti-PPP1R12A antibody produced in rabbit

**Synonym(s):** M130, MBS, MYPT1

[All Photos](#) (6)


Product No.	Clonality	Application	Species Reactivity	Citations	SDS
<a href="#">HPA071956</a>	polyclonal	IHC, WB	human		<a href="#">View</a>
<a href="#">HPA041296</a>	polyclonal	IF	human		<a href="#">View</a>

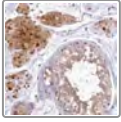


### Anti-PPP1R12B antibody produced in rabbit

**Synonym(s):** Anti-Myosin phosphatase target subunit 2, Anti-Myosin phosphatase-targeting subunit 2, Anti-Protein phosphatase 1 regulatory subunit 12B

## All Photos (6)

Product No.	Clonality	Application	Species Reactivity	Citations	SDS
<a href="#">HPA024171</a>	polyclonal	IHC	human	2	 <a href="#">View</a>
<a href="#">HPA024640</a>	polyclonal	IF, IHC	human	2	<a href="#">View</a>




### Anti-PPP1R12C antibody produced in rabbit

**Synonym(s):** Anti-DKFZP434D0412, Anti-LENG3, Anti-Protein Phosphatase 1, Regulatory (Inhibitor) Subunit 12C, Anti-p84

## All Photos (4)


Product No.	Clonality	Application	Species Reactivity	Citations	SDS
<a href="#">HPA043532</a>	polyclonal	IHC	human	1	<a href="#">View</a>

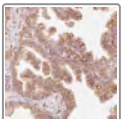


### Anti-PPP1R14A antibody produced in rabbit

**Synonym(s):** Anti-CPI-17, Anti-PPP1INL

## All Photos (5)

Product No.	Clonality	Application	Species Reactivity	Citations	SDS
<a href="#">HPA054534</a>	polyclonal	IF	human		<a href="#">View</a>
<a href="#">HPA042097</a>	polyclonal	IHC	human		 <a href="#">View</a>

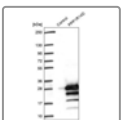


### Anti-PPP1R14B antibody produced in rabbit

**Synonym(s):** Anti-PHI-1, Anti-PLCB3N, Anti-PNG, Anti-SOM172

## All Photos (1)


Product No.	Clonality	Application	Species Reactivity	Citations	SDS
<a href="#">HPA053882</a>	polyclonal	IHC	human	1	<a href="#">View</a>

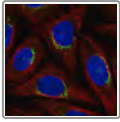


### Anti-PPP1R14D antibody produced in rabbit

**Synonym(s):** Anti-Cpi17-like, Anti-Flj20251, Anti-Gbpi-1, Anti-Mgc119014, Anti-Mgc119016, Anti-Protein phosphatase 1, regulatory (inhibitor) subunit 14d

## All Photos (2)

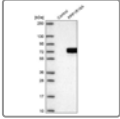
Product No.	Clonality	Application	Species Reactivity	Citations	SDS
<a href="#">HPA041846</a>	polyclonal	IHC	human		 <a href="#">View</a>



## Anti-PPP1R15B antibody produced in rabbit

[All Photos](#) (1)


Product No.	Clonality	Application	Species Reactivity	Citations	SDS
<a href="#">HPA061088</a>	polyclonal	IF	human		<a href="#">View</a>

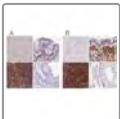


## Anti-PPP1R16A antibody produced in rabbit

**Synonym(s):** Anti-Myosin phosphatase-targeting subunit 3, Anti-Protein phosphatase 1 regulatory subunit 16A

[All Photos](#) (2)



Product No.	Clonality	Application	Species Reactivity	Citations	SDS
<a href="#">HPA023755</a>	polyclonal	IHC	human		<a href="#">View</a>

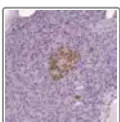


## Anti-PPP1R18 antibody produced in rabbit

**Synonym(s):** Anti-KIAA1949, Anti-phostensin, Anti-protein phosphatase 1, regulatory subunit 18

[All Photos](#) (12)

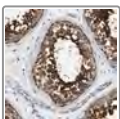
Product No.	Clonality	Application	Species Reactivity	Citations	SDS
<a href="#">HPA051000</a>	polyclonal	IHC	human		<a href="#">View</a>
<a href="#">HPA044745</a>	polyclonal	IHC	human		<a href="#">View</a>



## Anti-PPP1R1A antibody produced in rabbit

[All Photos](#) (2)

Product No.	Clonality	Application	Species Reactivity	Citations	SDS
<a href="#">HPA041542</a>	polyclonal	IHC	human		<a href="#">View</a>

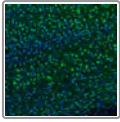


## Anti-PPP2R1B antibody produced in rabbit

**Synonym(s):** Anti-PP2A, subunit A, PR65-beta isoform, Anti-PP2A, subunit A, R1-beta isoform, Anti-Serine/threonine-protein phosphatase 2A 65 kDa regulatory subunit A beta isoform

[All Photos](#) (6)

Product No.	Clonality	Application	Species Reactivity	Citations	SDS
<a href="#">HPA018908</a>	polyclonal	IF, IHC	human	2	<a href="#">View</a>

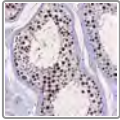


## Anti-PPP1R1B antibody produced in rabbit

**Synonym(s):** Anti-DARPP-32, Anti-FLJ20940

[All Photos](#) (10)

Product No.	Clonality	Application	Species Reactivity	Citations	SDS
<a href="#">HPA061142</a>	polyclonal	IHC	human		<a href="#">View</a>
<a href="#">HPA048630</a>	polyclonal	IHC	human, mouse	2	<a href="#">View</a>

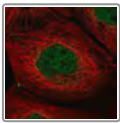


## Anti-PPP4R2 antibody produced in rabbit

**Synonym(s):** Anti-AC233280.2, Anti-Putative uncharacterized protein ENSP00000295862

[All Photos](#) (4)

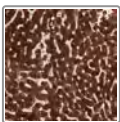
Product No.	Clonality	Application	Species Reactivity	Citations	SDS
<a href="#">HPA073758</a>	polyclonal	IF	human		<a href="#">View</a>
<a href="#">HPA034695</a>	polyclonal	IHC	human	1	<a href="#">View</a>
<a href="#">HPA039837</a>	polyclonal	IF, IHC	human		<a href="#">View</a>



## Anti-PPP1R2 antibody produced in rabbit

[All Photos](#) (2)

Product No.	Clonality	Application	Species Reactivity	Citations	SDS
<a href="#">HPA059420</a>	polyclonal	IF	human		<a href="#">View</a>
<a href="#">HPA043729</a>	polyclonal	IF	human		<a href="#">View</a>



## Anti-PPP2R2D antibody produced in rabbit


**Synonym(s):** Anti-MDS026


[All Photos](#) (1)

Product No.	Clonality	Application	Species Reactivity	Citations	SDS
<a href="#">HPA042770</a>	polyclonal	IHC	human		<a href="#">View</a>



**All Photos** (3) **Anti-PPP1R36**  
**Synonym(s):** C14orf50


Product No.	Clonality	Application	Species Reactivity	Citations	SDS
<a href="#">HPA077492</a>	polyclonal	IHC	human		 <a href="#">View</a>



**Anti-PPP2R3A antibody produced in rabbit**

**Synonym(s):** Anti-PPP2R3, Anti-Protein phosphatase 2 (formerly 2A), regulatory subunit B",  $\alpha$

**All Photos** (6)

Product No.	Clonality	Application	Species Reactivity	Citations	SDS
<a href="#">HPA065338</a>	polyclonal	IF	human		<a href="#">View</a>
<a href="#">HPA035829</a>	polyclonal	IHC	human, mouse, rat	1	 <a href="#">View</a>
<a href="#">HPA035830</a>	polyclonal	IHC	human		<a href="#">View</a>



**Anti-PPP1R3B antibody produced in rabbit**



**Synonym(s):** Anti-FLJ14005, Anti-GL, Anti-PPP1R4, Anti-protein phosphatase 1, regulatory (inhibitor) subunit 3B

[All Photos](#) (4)

Product No.	Clonality	Application	Species Reactivity	Citations	SDS
<a href="#">HPA028731</a>	polyclonal	IHC	human	2	<a href="#">View</a>



### Anti-PPP1R3C antibody produced in rabbit

**Synonym(s):** Anti-PTG, Anti-Protein phosphatase 1 regulatory subunit 3C, Anti-Protein phosphatase 1 regulatory subunit 5, Anti-Protein targeting to glycogen, Anti-R5

[All Photos](#) (5)

Product No.	Clonality	Application	Species Reactivity	Citations	SDS
<a href="#">HPA027041</a>	polyclonal	IHC	human		<a href="#">View</a>

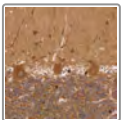


### Anti-PPP1R3D antibody produced in rabbit

**Synonym(s):** Anti-Ppp1r6, Anti-Protein phosphatase 1, regulatory (inhibitor) subunit 3d

[All Photos](#) (1)

Product No.	Clonality	Application	Species Reactivity	Citations	SDS
<a href="#">HPA041146</a>	polyclonal	IHC	human	1	<a href="#">View</a>



### Anti-PPP1R3F antibody produced in rabbit

**Synonym(s):** Anti-Protein phosphatase 1 regulatory subunit 3F antibody produced in rabbit

[All Photos](#) (2)

Product No.	Clonality	Application	Species Reactivity	Citations	SDS
<a href="#">HPA000244</a>	polyclonal	IF	human		<a href="#">View</a>
<a href="#">HPA000918</a>	polyclonal	IHC	human	1	<a href="#">View</a>



### Anti-PPP1R3G antibody produced in rabbit

[All Photos](#) (1)

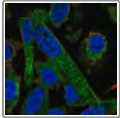
Product No.	Clonality	Application	Species Reactivity	Citations	SDS
<a href="#">HPA056393</a>	polyclonal	IHC	human		<a href="#">View</a>



### Anti-PPP4R4 antibody produced in rabbit

## All Photos (2)

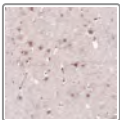
Product No.	Clonality	Application	Species Reactivity	Citations	SDS
<a href="#">HPA050321</a>	polyclonal	IHC	human		<a href="#">View</a>
<a href="#">HPA041866</a>	polyclonal	IF	human		<a href="#">View</a>



### Anti-PPP2R5A antibody produced in rabbit

## All Photos (1)

Product No.	Clonality	Application	Species Reactivity	Citations	SDS
<a href="#">HPA059288</a>	polyclonal	IF	human		<a href="#">View</a>

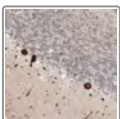


### Anti-PPP2R5B antibody produced in rabbit

**Synonym(s):** Anti-B56B, Anti-FLJ35411, Anti-PR61B, Anti-Protein phosphatase 2, regulatory subunit B',  $\beta$

## All Photos (6)

Product No.	Clonality	Application	Species Reactivity	Citations	SDS
<a href="#">HPA036607</a>	polyclonal	IHC	rat, mouse, human	1	<a href="#">View</a>

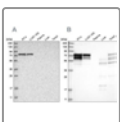


### Anti-PPP2R5C antibody produced in rabbit

**Synonym(s):** Anti-B56G, Anti-PR61G, Anti-protein phosphatase 2, regulatory subunit B',  $\gamma$  isoform

## All Photos (2)



Product No.	Clonality	Application	Species Reactivity	Citations	SDS
<a href="#">HPA027553</a>	polyclonal	IHC	mouse, rat, human		<a href="#">View</a>



### Anti-PPP2R5D antibody produced in rabbit

**Synonym(s):** Anti-B56D, Anti-protein phosphatase 2, regulatory subunit B',  $\delta$  isoform

## All Photos (6)

Product No.	Clonality	Application	Species Reactivity	Citations	SDS
<a href="#">HPA029045</a>	polyclonal	IHC	human, mouse, rat		 <a href="#">View</a>
<a href="#">HPA029046</a>	polyclonal	IHC	human, rat, mouse	4	 <a href="#">View</a>



### Anti-PPP2R5E antibody produced in rabbit

**Synonym(s):** Anti-PP2A, B subunit, B'  $\epsilon$ -isoform antibody produced in rabbit, Anti-PP2A, B subunit, B56  $\epsilon$ -isoform antibody produced in rabbit, Anti-PP2A, B subunit, PR61  $\epsilon$ -isoform antibody produced in rabbit, Anti-

## All

### Photos (2)

PP2A, B subunit, R5  $\epsilon$ -isoform antibody produced in rabbit, Anti-Serine/threonine-protein phosphatase 2A 56 kDa regulatory subunit  $\epsilon$ -isoform antibody produced in rabbit



Product No.	Clonality	Application	Species Reactivity	Citations	SDS
<a href="#">HPA006034</a>	polyclonal	IF, IHC	human	4	<a href="#">View</a>



### Anti-PPP1R7 antibody produced in rabbit

**Synonym(s):** Anti-sds22, Anti-Protein phosphatase 1, regulatory (inhibitor) subunit 7, Anti-Sds22

### All Photos (5)

Product No.	Clonality	Application	Species Reactivity	Citations	SDS
<a href="#">HPA034500</a>	polyclonal	IF, IHC	human		<a href="#">View</a>
<a href="#">HPA034501</a>	polyclonal	IHC	human		<a href="#">View</a>






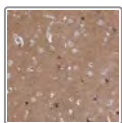
### Anti-PPP1R8 antibody produced in rabbit

**Synonym(s):** Anti-ARD-1, Anti-NIPP-1, Anti-Nuclear inhibitor of protein phosphatase 1, Anti-Protein phosphatase 1 regulatory inhibitor subunit 8

## All

### Photos (25)

Product No.	Clonality	Application	Species Reactivity	Citations	SDS	
<a href="#">HPA027452</a>	polyclonal	IF, IHC	rat, human, mouse	8		<a href="#">View</a>
<a href="#">HPA027417</a>	polyclonal	IF, IHC	human, rat, mouse		<a href="#">View</a>	
<a href="#">HPA027406</a>	polyclonal	IF, IHC	human, mouse, rat		<a href="#">View</a>	



### Anti-PPP1R9A antibody produced in rabbit

**Synonym(s):** FLJ20068, KIAA1222, Neurabin-I, Anti-Neurabin-1, Anti-Neurabin-I, Anti-Neural tissue-specific F-actin-binding protein I, Anti-Protein phosphatase 1 regulatory subunit 9A

## All

### Photos (2)

Product No.	Clonality	Application	Species Reactivity	Citations	SDS
<a href="#">HPA075591</a>	polyclonal	IF	human		<a href="#">View</a>
<a href="#">HPA027726</a>	polyclonal	IHC	human		<a href="#">View</a>

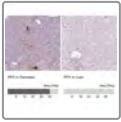


### Anti-PPT1 antibody produced in rabbit

**Synonym(s):** Anti-PPT-1, Anti-Palmitoyl-protein hydrolase 1, Anti-Palmitoyl-protein thioesterase 1

### All Photos (5)


Product No.	Clonality	Application	Species Reactivity	Citations	SDS
<a href="#">HPA021546</a>	polyclonal	IHC	human	9	<a href="#">View</a>

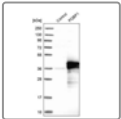


### Anti-PPY antibody produced in rabbit

**Synonym(s):** Anti-PNP


[All Photos](#) (3)

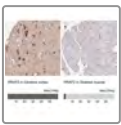
Product No.	Clonality	Application	Species Reactivity	Citations	SDS
<a href="#">HPA032122</a>	polyclonal	IHC	human	6	 <a href="#">View</a>



### Anti-PQBP1 antibody produced in rabbit

[All Photos](#) (3)


Product No.	Clonality	Application	Species Reactivity	Citations	SDS
<a href="#">HPA001880</a>	polyclonal	IF, IHC, WB	human	6	 <a href="#">View</a>

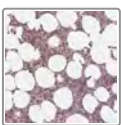


### Anti-PRAF2 antibody produced in rabbit

**Synonym(s):** Anti-PRA1 family protein 2 antibody produced in rabbit

[All Photos](#) (7)

Product No.	Clonality	Application	Species Reactivity	Citations	SDS
<a href="#">HPA002859</a>	polyclonal	IHC	rat, human	4	 <a href="#">View</a>



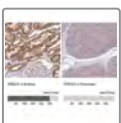
### Anti-PRAM1 antibody produced in rabbit

**Synonym(s):** Anti-PML-RAR, Anti-PML-RARA regulated adaptor molecule 1

[All Photos](#) (2)

Product No.	Clonality	Application	Species Reactivity	Citations	SDS
<a href="#">HPA045236</a>	polyclonal	IF	human		<a href="#">View</a>


<a href="#">HPA050161</a>	polyclonal	IHC	human		<a href="#">View</a>
---------------------------	------------	-----	-------	--	----------------------




### Anti-PRDX3 antibody produced in rabbit

**Synonym(s):** Anti-AOP-1, Anti-AOP1, Anti-MER5, Anti-SP-22

[All Photos](#) (4)


Product No.	Clonality	Application	Species Reactivity	Citations	SDS
<a href="#">HPA041488</a>	polyclonal	IHC	human		<a href="#">View</a>

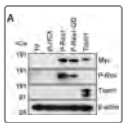


### Anti-PRDX6 antibody produced in rabbit

**Synonym(s):** Anti-1-Cys PRX antibody produced in rabbit, Anti-1-Cys peroxiredoxin antibody produced in rabbit, Anti-24 kDa protein antibody produced in rabbit, Anti-Acidic calcium-independent phospholipase A2 antibody produced in rabbit, Anti-Antioxidant protein 2 antibody produced in rabbit, Anti-NSGPx antibody produced in rabbit, Anti-Non-selenium glutathione peroxidase antibody produced in rabbit, Anti-Peroxiredoxin-6 antibody produced in rabbit, Anti-aiPLA2 antibody produced in rabbit

[All Photos](#) (3)


Product No.	Clonality	Application	Species Reactivity	Citations	SDS
<a href="#">HPA006983</a>	polyclonal	IHC	human	9	 <a href="#">View</a>

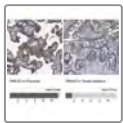


### Anti-PREX1 antibody produced in rabbit

**Synonym(s):** Anti-P-Rex1 protein antibody produced in rabbit, Anti-Phosphatidylinositol 3,4,5-trisphosphate-dependent Rac exchanger 1 protein antibody produced in rabbit, Anti-PtdIns


[All Photos](#) (7)

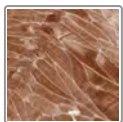
Product No.	Clonality	Application	Species Reactivity	Citations	SDS
<a href="#">HPA001927</a>	polyclonal	IF, IHC	human	9	 <a href="#">View</a>



### Anti-PREX2 antibody produced in rabbit

[All Photos](#) (6)

Product No.	Clonality	Application	Species Reactivity	Citations	SDS
<a href="#">HPA075956</a>	polyclonal	IF	human		<a href="#">View</a>
<a href="#">HPA015234</a>	polyclonal	IHC	human	8	 <a href="#">View</a>



### Anti-PRKAA2 antibody produced in rabbit

**Synonym(s):** Anti-AMPK, Anti-AMPKa2, Anti-PRKAA

[All Photos](#) (6)

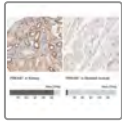
Product No.	Clonality	Application	Species Reactivity	Citations	SDS
<a href="#">HPA044540</a>	polyclonal	IF, IHC	human	1	<a href="#">View</a>



### Anti-PRKAA1 antibody produced in rabbit

[All Photos](#) (3)


Product No.	Clonality	Application	Species Reactivity	Citations	SDS
<a href="#">HPA035409</a>	polyclonal	IF	human		<a href="#">View</a>
<a href="#">HPA064946</a>	polyclonal	IHC	human		<a href="#">View</a>

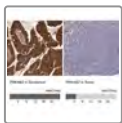


### Anti-PRKAB1 antibody produced in rabbit

**Synonym(s):** Anti-5'-AMP-activated protein kinase subunit  $\beta$ -1 antibody produced in rabbit, Anti-AMPK  $\beta$ -1 chain antibody produced in rabbit, Anti-AMPKb antibody produced in rabbit

[All Photos](#) (8)


Product No.	Clonality	Application	Species Reactivity	Citations	SDS
<a href="#">HPA004247</a>	polyclonal	IF, IHC	human, mouse, rat	4	 <a href="#">View</a>

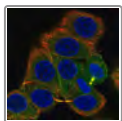


### Anti-PRKAB2 antibody produced in rabbit

**Synonym(s):** Anti-Protein Kinase, AMP-Activated, Beta 2 Non-Catalytic Subunit

[All Photos](#) (7)

Product No.	Clonality	Application	Species Reactivity	Citations	SDS
<a href="#">HPA044342</a>	polyclonal	IF, IHC	human		 <a href="#">View</a>



### Anti-PRKACA antibody produced in rabbit

[All Photos](#) (2)

Product No.	Clonality	Application	Species Reactivity	Citations	SDS
<a href="#">HPA071185</a>	polyclonal	IF	human		

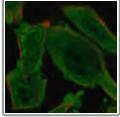
**All Photos** (1) **Anti-PRKACB antibody produced in rabbit**

**Synonym(s):** Anti-PKACb, Anti-protein kinase, cAMP-dependent, catalytic,  $\beta$

---

Product No.	Clonality	Application	Species Reactivity	Citations	SDS
<a href="#">HPA029754</a>	polyclonal	IHC	human		<a href="#">View</a>

---



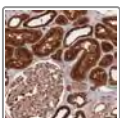
**Anti-PRKAG1 antibody produced in rabbit**

**All Photos** (1)

---

Product No.	Clonality	Application	Species Reactivity	Citations	SDS
<a href="#">HPA077805</a>	polyclonal	IF	human		<a href="#">View</a>

---



**Anti-PRKAR2A antibody produced in rabbit**

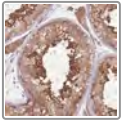
**Synonym(s):** Anti-PRKAR2

**All Photos** (2)

---



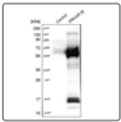
Product No.	Clonality	Application	Species Reactivity	Citations	SDS
<a href="#">HPA038268</a>	polyclonal	IF, IHC	human		<a href="#">View</a>



### Anti-PRKAR1A antibody produced in rabbit

[All Photos](#) (5)


Product No.	Clonality	Application	Species Reactivity	Citations	SDS
<a href="#">HPA049979</a>	polyclonal	IHC	human	1	<a href="#">View</a>




### Anti-PRKAR1B antibody produced in rabbit

**Synonym(s):** Anti-cAMP-dependent protein kinase type I-beta regulatory subunit

[All Photos](#) (2)


Product No.	Clonality	Application	Species Reactivity	Citations	SDS
<a href="#">HPA026719</a>	polyclonal	IHC	human		 <a href="#">View</a>



### Anti-PRKAR2B antibody produced in rabbit

**Synonym(s):** Anti-cAMP-dependent protein kinase type II-beta regulatory subunit

[All Photos](#) (6)

Product No.	Clonality	Application	Species Reactivity	Citations	SDS
<a href="#">HPA008421</a>	polyclonal	IHC	human	6	 <a href="#">View</a>



### Anti-PRKCB antibody produced in rabbit

**Synonym(s):** Anti-PKCB, Anti-PRKCB1, Anti-PRKCB2

[All Photos](#) (3)



Product No.	Clonality	Application	Species Reactivity	Citations	SDS
<a href="#">HPA054203</a>	polyclonal	IF	human		<a href="#">View</a>
<a href="#">HPA048321</a>	polyclonal	IF, IHC	human		<a href="#">View</a>

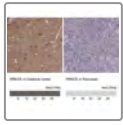


### Anti-PRKCD antibody produced in rabbit

**Synonym(s):** Anti-Protein kinase Cδ-type antibody produced in rabbit, Anti-nPKC-δ antibody produced in rabbit


[All Photos](#) (16)

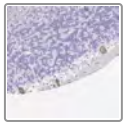
Product No.	Clonality	Application	Species Reactivity	Citations	SDS
<a href="#">HPA001863</a>	polyclonal	IF, IHC	human	3	 <a href="#">View</a>
<a href="#">HPA001890</a>	polyclonal	IF, IHC	human	4	 <a href="#">View</a>



### Anti-PRKCE antibody produced in rabbit

[All Photos](#) (7)

Product No.	Clonality	Application	Species Reactivity	Citations	SDS
<a href="#">HPA054252</a>	polyclonal	IF	human		<a href="#">View</a>
<a href="#">HPA044496</a>	polyclonal	IHC	human		 <a href="#">View</a>

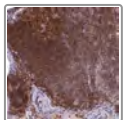


### Anti-PRKCG antibody produced in rabbit

**Synonym(s):** Anti-MGC57564, Anti-PKCC, Anti-PKCG, Anti-SCA14

[All Photos](#) (2)

Product No.	Clonality	Application	Species Reactivity	Citations	SDS
<a href="#">HPA054560</a>	polyclonal	IHC	human		<a href="#">View</a>
<a href="#">HPA047870</a>	polyclonal	IHC	human		<a href="#">View</a>

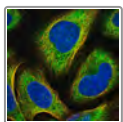


### Anti-PRKCH antibody produced in rabbit

**Synonym(s):** Anti-PKC-L, Anti-PKCL, Anti-PRKCL

[All Photos](#) (6)

Product No.	Clonality	Application	Species Reactivity	Citations	SDS
<a href="#">HPA026294</a>	polyclonal	IF, IHC	human	5	<a href="#">View</a>
<a href="#">HPA053709</a>	polyclonal	IF, IHC	human	5	<a href="#">View</a>



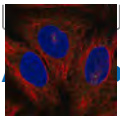
### Anti-PRKCI antibody produced in rabbit

[All Photos](#) (1)

Product No.	Clonality	Application	Species Reactivity	Citations	SDS
<a href="#">HPA038635</a>	polyclonal	IF	human		<a href="#">View</a>

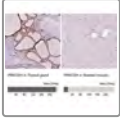


### Anti-PRKCQ antibody produced in rabbit





[All Photos](#) (2)

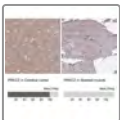
Product No.	Clonality	Application	Species Reactivity	Citations	SDS
<a href="#">HPA065279</a>	polyclonal	IF	human		<a href="#">View</a>
<a href="#">HPA073098</a>	polyclonal	IF	human		<a href="#">View</a>



### Anti-PRKCSH antibody produced in rabbit

[All Photos](#) (7)


Product No.	Clonality	Application	Species Reactivity	Citations	SDS
<a href="#">HPA043560</a>	polyclonal	IHC	human		 <a href="#">View</a>
<a href="#">HPA041940</a>	polyclonal	IF, IHC	human		 <a href="#">View</a>

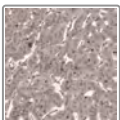


### Anti-PRKCZ antibody produced in rabbit

**Synonym(s):** Anti-PKC2, Anti-PRKCZ

[All Photos](#) (8)

Product No.	Clonality	Application	Species Reactivity	Citations	SDS
<a href="#">HPA021851</a>	polyclonal	IF, IHC	human, mouse	4	 <a href="#">View</a>

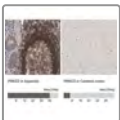


### Anti-PRKD1 antibody produced in rabbit

**Synonym(s):** Anti-PKC-mu, Anti-PKCM, Anti-PKD, Anti-PRKCM, Anti-protein kinase D1

[All Photos](#) (2)



Product No.	Clonality	Application	Species Reactivity	Citations	SDS
<a href="#">HPA029834</a>	polyclonal	IF, IHC	human	7	<a href="#">View</a>

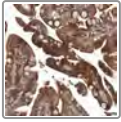


### Anti-PRKD2 antibody produced in rabbit

**Synonym(s):** Anti-Serine/threonine-protein kinase D2, Anti-nPKC-D2

[All Photos](#) (6)

Product No.	Clonality	Application	Species Reactivity	Citations	SDS
<a href="#">HPA056727</a>	polyclonal	IF	human		 <a href="#">View</a>
<a href="#">HPA021490</a>	polyclonal	IHC	human	6	 <a href="#">View</a>



### Anti-PRKD3 antibody produced in rabbit

**Synonym(s):** Anti-EPK2, Anti-PRKCN, Anti-protein kinase D3

[All Photos](#) (2)

Product No.	Clonality	Application	Species Reactivity	Citations	SDS
<a href="#">HPA029529</a>	polyclonal	IF, IHC	human	1	<a href="#">View</a>



### Anti-PRKG1 antibody produced in rabbit

**Synonym(s):** Anti-CGK 1  $\alpha$  antibody produced in rabbit, Anti-cGKI- $\alpha$  antibody produced in rabbit, Anti-cGMP-dependent protein kinase 1,  $\alpha$ -isozyme antibody produced in rabbit

[All Photos](#) (5)

Product No.	Clonality	Application	Species Reactivity	Citations	SDS
<a href="#">HPA007699</a>	polyclonal	IF, IHC	human	4	<a href="#">View</a>



### Anti-PRKG2 antibody produced in rabbit

**Synonym(s):** Anti-CGK 2 antibody produced in rabbit, Anti-Type II cGMP-dependent protein kinase antibody produced in rabbit, Anti-cGKII antibody produced in rabbit, Anti-cGMP-dependent protein kinase 2 antibody produced in rabbit

[All Photos](#) (1)

Product No.	Clonality	Application	Species Reactivity	Citations	SDS
<a href="#">HPA007386</a>	polyclonal	IHC	human	3	<a href="#">View</a>



### Anti-PRKX antibody produced in rabbit

**Synonym(s):** Anti-Protein kinase PKX1, Anti-Serine/threonine-protein kinase PRKX



[All Photos](#) (3)


Product No.	Clonality	Application	Species Reactivity	Citations	SDS
<a href="#">HPA015324</a>	polyclonal	IF, IHC	human	5	<a href="#">View</a>



### Anti-PRL antibody produced in rabbit

[All Photos](#) (10)

Product No.	Clonality	Application	Species Reactivity	Citations	SDS
<a href="#">HPA062017</a>	polyclonal	IHC	human		<a href="#">View</a>
<a href="#">HPA042416</a>	polyclonal	IHC	human		<a href="#">View</a>



### Anti-PRLHR antibody produced in rabbit

[All Photos](#) (1)

Product No.	Clonality	Application	Species Reactivity	Citations	SDS
<a href="#">HPA039361</a>	polyclonal	IHC	human		<a href="#">View</a>

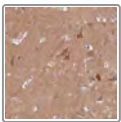


### Anti-PRODH antibody produced in rabbit

**Synonym(s):** Anti-HSPOX2, Anti-PIG6, Anti-PRODH1, Anti-PRODH2, Anti-Proline dehydrogenase (oxidase) 1, Anti-TP53I6

[All Photos](#) (1)

Product No.	Clonality	Application	Species Reactivity	Citations	SDS
<a href="#">HPA020361</a>	polyclonal	IHC	human	2	<a href="#">View</a>



### Anti-PROKR2 antibody produced in rabbit

**Synonym(s):** Anti-GPR73L1, Anti-GPR73b, Anti-GPRg2, Anti-KAL3, Anti-PKR2, Anti-Prokineticin Receptor 2, Anti-dJ680N4.3

[All Photos](#) (2)



Product No.	Clonality	Application	Species Reactivity	Citations	SDS
<a href="#">HPA047281</a>	polyclonal	IHC	human	2	<a href="#">View</a>

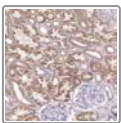


### Anti-PRPH antibody produced in rabbit

**Synonym(s):** Anti-NEF4, Anti-PRPH1

[All Photos](#) (10)

Product No.	Clonality	Application	Species Reactivity	Citations	SDS
<a href="#">HPA063887</a>	polyclonal	IHC	human		<a href="#">View</a>
<a href="#">HPA039277</a>	polyclonal	IHC	human		<a href="#">View</a>

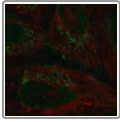


### Anti-PRRG3 antibody produced in rabbit

**Synonym(s):** Anti-TMG3

[All Photos](#) (1)

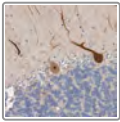
Product No.	Clonality	Application	Species Reactivity	Citations	SDS
<a href="#">HPA060566</a>	polyclonal	IHC	human		<a href="#">View</a>



## Anti-PRRG1 antibody produced in rabbit

[All Photos](#) (1)

Product No.	Clonality	Application	Species Reactivity	Citations	SDS
<a href="#">HPA078129</a>	polyclonal	IF	human		<a href="#">View</a>

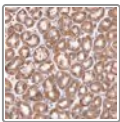


## Anti-PRRG4 antibody produced in rabbit

**Synonym(s):** Anti-Proline-rich Gla protein 4, Anti-Proline-rich gamma-carboxyglutamic acid protein 4, Anti-Transmembrane gamma-carboxyglutamic acid protein 4

[All Photos](#) (1)

Product No.	Clonality	Application	Species Reactivity	Citations	SDS
<a href="#">HPA024566</a>	polyclonal	IHC	human		<a href="#">View</a>



## Anti-PRSS48 antibody produced in rabbit

**Synonym(s):** Anti-ESSPL, Anti-protease, serine, 48

[All Photos](#) (1)

Product No.	Clonality	Application	Species Reactivity	Citations	SDS
<a href="#">HPA053801</a>	polyclonal	IHC	human		<a href="#">View</a>

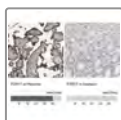
All

## Anti-P2RX6 antibody produced in rabbit

Photos (3)

**Synonym(s):** Anti-MGC129625, Anti-P2RXL1, Anti-P2X6, Anti-P2XM, Anti-purinergic receptor P2X, ligand-gated ion channel, 6


Product No.	Clonality	Application	Species Reactivity	Citations	SDS
<a href="#">HPA028777</a>	polyclonal	IHC	human		<a href="#">View</a>
<a href="#">HPA028776</a>	polyclonal	IF, IHC	human		<a href="#">View</a>

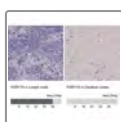


## Anti-P2RY1 antibody produced in rabbit

**Synonym(s):** Anti-ATP receptor, Anti-P2Y purinoceptor 1, Anti-P2Y1, Anti-Purinergic receptor

All Photos (3)


Product No.	Clonality	Application	Species Reactivity	Citations	SDS
<a href="#">HPA015577</a>	polyclonal	IHC	human	3	 <a href="#">View</a>

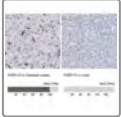


## Anti-P2RY10 antibody produced in rabbit

**Synonym(s):** Anti-P2Y10, Anti-Purinergic receptor P2Y, G-protein coupled, 10

## All Photos (8)



Product No.	Clonality	Application	Species Reactivity	Citations	SDS
<a href="#">HPA065766</a>	polyclonal	IHC	human		 <a href="#">View</a>
<a href="#">HPA036757</a>	polyclonal	IHC	human		<a href="#">View</a>

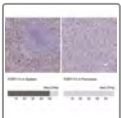


### Anti-P2RY12 antibody produced in rabbit

**Synonym(s):** Anti-ADP-glucose receptor, Anti-ADPG-R, Anti-P2T(AC), Anti-P2Y purinoceptor 12, Anti-P2Y(AC), Anti-P2Y(ADP), Anti-P2Y(cyc), Anti-P2Y12, Anti-P2Y12 platelet ADP receptor, Anti-SP1999, Anti-HORK3

## All Photos (10)


Product No.	Clonality	Application	Species Reactivity	Citations	SDS
<a href="#">HPA013796</a>	polyclonal	IHC	human	12	 <a href="#">View</a>
<a href="#">HPA014518</a>	polyclonal	IHC	human	40	 <a href="#">View</a>

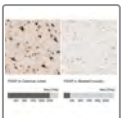


### Anti-P2RY13 antibody produced in rabbit

**Synonym(s):** Anti-FKSG77, Anti-GPR86, Anti-GPR94, Anti-P2Y13, Anti-purinergic receptor P2Y, G-protein coupled, 13

## All Photos (5)


Product No.	Clonality	Application	Species Reactivity	Citations	SDS
<a href="#">HPA049047</a>	polyclonal	IHC	human		 <a href="#">View</a>

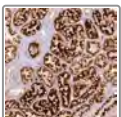


### Anti-PSAP antibody produced in rabbit

**Synonym(s):** Anti-Proactivator polypeptide precursor antibody produced in rabbit

## All Photos (7)

Product No.	Clonality	Application	Species Reactivity	Citations	SDS
<a href="#">HPA004426</a>	polyclonal	IF, IHC	human	4	 <a href="#">View</a>



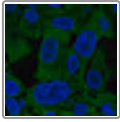
### Anti-PSAPL1 antibody produced in rabbit

**Synonym(s):** Anti-Prosaposin-like 1 (gene/pseudogene)

## All Photos (5)

Product No.	Clonality	Application	Species Reactivity	Citations	SDS
<a href="#">HPA038482</a>	polyclonal	IF, IHC	human		<a href="#">View</a>
<a href="#">HPA038013</a>	polyclonal	IF, IHC	human		<a href="#">View</a>





## Anti-PSAT1 antibody produced in rabbit

[All Photos](#) (2)



Product No.	Clonality	Application	Species Reactivity	Citations	SDS
<a href="#">HPA042924</a>	polyclonal	IF	human	1	<a href="#">View</a>




## Anti-PSD4 antibody produced in rabbit

**Synonym(s):** Anti-EFA6B, Anti-Pleckstrin and Sec7 domain containing 4, Anti-TIC

[All Photos](#) (6)


Product No.	Clonality	Application	Species Reactivity	Citations	SDS
<a href="#">HPA034722</a>	polyclonal	IHC	human	4	 <a href="#">View</a>
<a href="#">HPA034723</a>	polyclonal	IHC	human		 <a href="#">View</a>




## Anti-PSKH2 antibody produced in rabbit

**Synonym(s):** Anti-PSK-H2, Anti-Serine/threonine-protein kinase H2

[All Photos](#) (2)


Product No.	Clonality	Application	Species Reactivity	Citations	SDS
<a href="#">HPA015095</a>	polyclonal	IHC	human	1	 <a href="#">View</a>

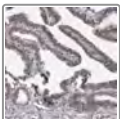


## Anti-PSKH1 antibody produced in rabbit

**Synonym(s):** Anti-protein serine kinase H1

[All Photos](#) (3)

Product No.	Clonality	Application	Species Reactivity	Citations	SDS
<a href="#">HPA053927</a>	polyclonal	IF, IHC, WB	human		 <a href="#">View</a>



## Anti-PSMB2 antibody produced in rabbit

**Synonym(s):** Anti-Macropain subunit C7-I, Anti-Multicatalytic endopeptidase complex subunit C7-I, Anti-Proteasome component C7-I, Anti-Proteasome subunit beta type-2

[All Photos](#) (12)

Product No.	Clonality	Application	Species Reactivity	Citations	SDS
<a href="#">HPA026322</a>	polyclonal	IF, IHC	rat, human, mouse	5	<a href="#">View</a>
<a href="#">HPA026324</a>	polyclonal	IF, IHC	human	4	<a href="#">View</a>

Product No.	Clonality	Application	Species Reactivity	Citations	SDS
-------------	-----------	-------------	--------------------	-----------	-----



### Anti-PSMB7 antibody produced in rabbit

**Synonym(s):** Anti-Z, Anti-proteasome (prosome, macropain) subunit, beta type, 7

[All Photos](#) (6)

Product No.	Clonality	Application	Species Reactivity	Citations	SDS
<a href="#">HPA054902</a>	polyclonal	IF	human		<a href="#">View</a>
<a href="#">HPA052408</a>	polyclonal	IHC	human	1	<a href="#">View</a>

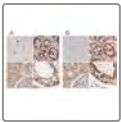


### Anti-PSMC4 antibody produced in rabbit

**Synonym(s):** Anti-26S protease regulatory subunit 6B antibody produced in rabbit, Anti-MB67-interacting protein antibody produced in rabbit, Anti-MIP224 antibody produced in rabbit, Anti-Proteasome 26S subunit ATPase 4 antibody produced in rabbit, Anti-TAT-binding protein 7 antibody produced in rabbit, Anti-TBP-7 antibody produced in rabbit

[All Photos](#) (5)

Product No.	Clonality	Application	Species Reactivity	Citations	SDS
<a href="#">HPA005471</a>	polyclonal	IHC	human	4	<a href="#">View</a>
<a href="#">HPA002044</a>	polyclonal	IF, IHC	mouse, rat, human	4	<a href="#">View</a>



### Anti-PSMD7 antibody produced in rabbit

**Synonym(s):** Anti-MOV34, Anti-P40, Anti-Rpn8, Anti-S12

[All Photos](#) (14)

Product No.	Clonality	Application	Species Reactivity	Citations	EV	SDS
<a href="#">HPA056069</a>	polyclonal	IF, IHC	human	1		<a href="#">View</a>
<a href="#">HPA049824</a>	polyclonal	IF, IHC	human			<a href="#">View</a>



### Anti-PSMD1 antibody produced in rabbit

**Synonym(s):** Anti-P112, Anti-Rpn2, Anti-S1


[All Photos](#) (13)

Product No.	Clonality	Application	Species Reactivity	Citations	EV	SDS
<a href="#">HPA036737</a>	polyclonal	IHC	human			<a href="#">View</a>
<a href="#">HPA036736</a>	polyclonal	IF, IHC	human			<a href="#">View</a>



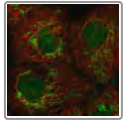
### Anti-PSMG3 antibody produced in rabbit

**Synonym(s):** Anti-PAC-3, Anti-Proteasome assembly chaperone 3, Anti-hPAC3



[Photos](#) (3)

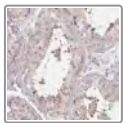
Product No.	Clonality	Application	Species Reactivity	Citations	SDS
<a href="#">HPA023876</a>	polyclonal	IHC	mouse, rat, human		<a href="#">View</a>



### Anti-PSMG4 antibody produced in rabbit

[All Photos](#) (1)

Product No.	Clonality	Application	Species Reactivity	Citations	SDS
<a href="#">HPA067652</a>	polyclonal	IF	human		<a href="#">View</a>

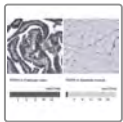


### Anti-PSMG1 antibody produced in rabbit

**Synonym(s):** Anti-DSCR2, Anti-LRPC21, Anti-PAC1, Anti-c21-LRP

[All Photos](#) (4)


Product No.	Clonality	Application	Species Reactivity	Citations	SDS
<a href="#">HPA070225</a>	polyclonal	IF	human		<a href="#">View</a>
<a href="#">HPA057193</a>	polyclonal	IF, IHC	human	2	<a href="#">View</a>

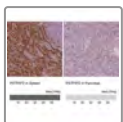


### Anti-PSPH antibody produced in rabbit

**Synonym(s):** Anti-PSP, Anti-phosphoserine phosphatase, Anti-L-3-phosphoserine phosphatase, Anti-O-phosphoserine phosphohydrolase, Anti-PSPase, Anti-Phosphoserine phosphatase

[All Photos](#) (8)


Product No.	Clonality	Application	Species Reactivity	Citations	SDS
<a href="#">HPA029515</a>	polyclonal	IF, IHC	human		<a href="#">View</a>
<a href="#">HPA020376</a>	polyclonal	IHC	human	14	 <a href="#">View</a>



### Anti-PSTPIP2 antibody produced in rabbit


**Synonym(s):** Anti-Proline-serine-threonine phosphatase interacting protein 2

[All Photos](#) (7)

Product No.	Clonality	Application	Species Reactivity	Citations	SDS
<a href="#">HPA040944</a>	polyclonal	IHC	mouse, human, rat	1	 <a href="#">View</a>





### Anti-PSTPIP1 antibody produced in rabbit



**Synonym(s):** Anti-CD2-binding protein 1, Anti-H-PIP, Anti-PEST phosphatase-interacting protein 1, Anti-Proline-serine-threonine phosphatase-interacting protein 1

(4)

Product No.	Clonality	Application	Species Reactivity	Citations	SDS
<a href="#">HPA010600</a>	polyclonal	IHC	human	3	 <a href="#">View</a>

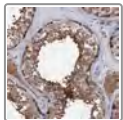


### Anti-PTAFR antibody produced in rabbit

**Synonym(s):** Anti-platelet-activating factor receptor

[All Photos](#) (1)

Product No.	Clonality	Application	Species Reactivity	Citations	SDS
<a href="#">HPA027543</a>	polyclonal	IHC	human	6	<a href="#">View</a>



### Anti-PTSS2 antibody produced in rabbit

**Synonym(s):** Anti-PSS2, Anti-Phosphatidylserine synthase 2

[All Photos](#) (2)

Product No.	Clonality	Application	Species Reactivity	Citations	SDS
<a href="#">HPA038928</a>	polyclonal	IHC	human		<a href="#">View</a>
<a href="#">HPA038929</a>	polyclonal	IHC	human		<a href="#">View</a>

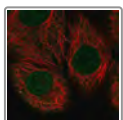


### Anti-PTSS1 antibody produced in rabbit

**Synonym(s):** Anti-PSS-1, Anti-Phosphatidylserine synthase 1, Anti-PtdSer synthase 1, Anti-Serine-exchange enzyme I

[All Photos](#) (5)

Product No.	Clonality	Application	Species Reactivity	Citations	SDS
<a href="#">HPA016852</a>	polyclonal	IF, IHC	human	4	<a href="#">View</a>



### Anti-PTEN antibody produced in rabbit

**Synonym(s):** Anti-BZS, Anti-MHAM, Anti-MMAC1, Anti-PTEN1, Anti-TEP1

[All Photos](#) (3)

Product No.	Clonality	Application	Species Reactivity	Citations	SDS
<a href="#">HPA031335</a>	polyclonal	IF, WB	human		<a href="#">View</a>



### Anti-PTGDS antibody produced in rabbit

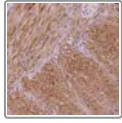
**Synonym(s):** Anti-Beta-trace protein, Anti-Cerebrin-28, Anti-Glutathione-independent PGD synthetase, Anti-Lipocalin-type prostaglandin-D synthase, Anti-PGD2 synthase, Anti-PGDS, Anti-PGDS antibody produced in

**All**

rabbit, Anti-PGDS2, Anti-PTGDS, Anti-Prostaglandin-D2 synthase, Anti-Prostaglandin-H2 D-isomerase

**Photos** (5)<sup>precursor</sup>

Product No.	Clonality	Application	Species Reactivity	Citations	SDS
<a href="#">HPA004938</a>	polyclonal	IHC	human	11	<a href="#">View</a>

**Anti-PTGER3 antibody produced in rabbit**

**Synonym(s):** Anti-PGE receptor, EP3 subtype, Anti-PGE2-R, Anti-Prostaglandin E2 receptor EP3 subtype, Anti-Prostanoid EP3 receptor


**All****Photos** (1)

Product No.	Clonality	Application	Species Reactivity	Citations	SDS
<a href="#">HPA010689</a>	polyclonal	IHC	human	4	<a href="#">View</a>

**Anti-PTGES antibody produced in rabbit**

**Synonym(s):** Anti-Mgst-iv, Anti-Mgst1-I1, Anti-Mgst111, Anti-Pig12, Anti-Prostaglandin e synthase, Anti-Tp53i12



**All****Photos** (10)

Product No.	Clonality	Application	Species Reactivity	Citations	SDS
<a href="#">HPA045064</a>	polyclonal	IF, IHC	mouse, human	2	 <a href="#">View</a>

**Anti-PTGES3 antibody produced in rabbit**

**Synonym(s):** Anti-CPGES, Anti-P23, Anti-Prostaglandin E synthase 3 (cytosolic), Anti-TEBP

**All Photos** (16)


Product No.	Clonality	Application	Species Reactivity	Citations	SDS
<a href="#">HPA038672</a>	polyclonal	IF, IHC	human, mouse, rat		<a href="#">View</a>
<a href="#">HPA038673</a>	polyclonal	IF, IHC	rat, mouse, human		<a href="#">View</a>

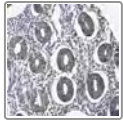
**All**

## Anti-PTGES antibody produced in rabbit

**Photos** (10)

**Synonym(s):** Anti-Mgst-iv, Anti-Mgst1-I1, Anti-Mgst1I1, Anti-Pig12, Anti-Prostaglandin e synthase, Anti-Tp53i12

Product No.	Clonality	Application	Species Reactivity	Citations	SDS
<a href="#">HPA045064</a>	polyclonal	IF, IHC	mouse, human	2	 <a href="#">View</a>



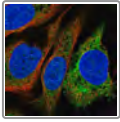
## Anti-PTGFRN antibody produced in rabbit

**Synonym(s):** Anti-CD315 antigen, Anti-CD9 partner 1, Anti-CD9P-1, Anti-Prostaglandin F2 receptor negative regulator precursor, Anti-Prostaglandin F2-alpha receptor regulatory protein, Anti-Prostaglandin F2-alpha receptor-associated protein

**All**

**Photos** (4)

Product No.	Clonality	Application	Species Reactivity	Citations	SDS
<a href="#">HPA017074</a>	polyclonal	IHC	human	5	<a href="#">View</a>



### Anti-PTGIS antibody produced in rabbit

**Synonym(s):** CYP8A1, PGIS

[All Photos](#) (1)


Product No.	Clonality	Application	Species Reactivity	Citations	SDS
<a href="#">HPA052244</a>	polyclonal	IF	human		<a href="#">View</a>

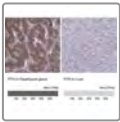


### Anti-PTGR1 antibody produced in rabbit

**Synonym(s):** Anti-LTB4DH, Anti-Prostaglandin reductase 1, Anti-ZADH3


[All Photos](#) (5)

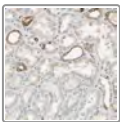
Product No.	Clonality	Application	Species Reactivity	Citations	SDS
<a href="#">HPA036724</a>	polyclonal	IHC	human		<a href="#">View</a>



### Anti-PTH antibody produced in rabbit

[All Photos](#) (5)

Product No.	Clonality	Application	Species Reactivity	Citations	SDS
<a href="#">HPA048540</a>	polyclonal	IHC	human		<a href="#">View</a>

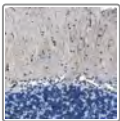


### Anti-PTH1R antibody produced in rabbit

**Synonym(s):** Anti-PTH/PTHr receptor, Anti-PTH/PTHrP type I receptor, Anti-PTH1 Receptor, Anti-Parathyroid hormone 1 receptor, Anti-Parathyroid hormone/parathyroid hormone-related peptide receptor precursor

[All Photos](#) (1)

Product No.	Clonality	Application	Species Reactivity	Citations	SDS
<a href="#">HPA007978</a>	polyclonal	IHC	human	10	<a href="#">View</a>




### Anti-PTH2R antibody produced in rabbit

**Synonym(s):** Anti-PTHR2

[All Photos](#) (1)


Product No.	Clonality	Application	Species Reactivity	Citations	SDS
<a href="#">HPA010655</a>	polyclonal	IHC	human	1	<a href="#">View</a>

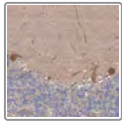


### Anti-PTK7 antibody produced in rabbit

**Synonym(s):** Anti-CCK-4 antibody produced in rabbit, Anti-Colon carcinoma kinase 4 antibody produced in rabbit, Anti-Tyrosine-protein kinase-like 7 precursor antibody produced in rabbit

**All  
Photos** (5)

Product No.	Clonality	Application	Species Reactivity	Citations	SDS
<a href="#">HPA003222</a>	polyclonal	IHC	human	7	 <a href="#">View</a>

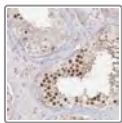


**Anti-PTK2 antibody produced in rabbit**

**Synonym(s):** Anti-FADK 1, Anti-Focal adhesion kinase 1, Anti-Protein- tyrosine kinase 2, Anti-pp125FAK

**All Photos** (5)


Product No.	Clonality	Application	Species Reactivity	Citations	SDS
<a href="#">HPA001842</a>	polyclonal	IF	human		<a href="#">View</a>



**Anti-PTK6 antibody produced in rabbit**

**Synonym(s):** Anti-BRK, Anti-PTK6 protein tyrosine kinase 6

**All Photos** (3)



Product No.	Clonality	Application	Species Reactivity	Citations	SDS
<a href="#">HPA036070</a>	polyclonal	IHC	human	17	 <a href="#">View</a>
<a href="#">HPA036071</a>	polyclonal	IHC	human	1	<a href="#">View</a>



**Anti-PTK2B antibody produced in rabbit**

**Synonym(s):** Anti-CADTK, Anti-CAKB, Anti-FAK2, Anti-PTK, Anti-PTK2B protein tyrosine kinase 2  $\beta$ , Anti-PYK2, Anti-RAFTK

**All  
Photos** (6)

Product No.	Clonality	Application	Species Reactivity	Citations	SDS
<a href="#">HPA026091</a>	polyclonal	IHC	rat, human	4	 <a href="#">View</a>
<a href="#">HPA026276</a>	polyclonal	IHC	human	4	 <a href="#">View</a>

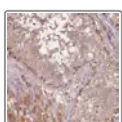


**Anti-PTMA antibody produced in rabbit**

**Synonym(s):** Anti-TMSA, Anti-prothymosin, alpha

**All Photos** (5)

Product No.	Clonality	Application	Species Reactivity	Citations	SDS
<a href="#">HPA047183</a>	polyclonal	IF, IHC	human	1	<a href="#">View</a>




**Anti-PTPMT1 antibody produced in rabbit**

**Synonym(s):** Anti-DUSP23, Anti-MOSP, Anti-PLIP, Anti-protein tyrosine phosphatase, mitochondrial 1



## All Photos (3)


Product No.	Clonality	Application	Species Reactivity	Citations	SDS
<a href="#">HPA040348</a>	polyclonal	IF	human		<a href="#">View</a>
<a href="#">HPA043932</a>	polyclonal	IF, IHC	human	2	<a href="#">View</a>




### Anti-PTPN6 antibody produced in rabbit

**Synonym(s):** Anti-Hematopoietic cell protein-tyrosine phosphatase, Anti-PTP-1C, Anti-Protein-tyrosine phosphatase 1C, Anti-Protein-tyrosine phosphatase SHP-1, Anti-SH-PTP1, Anti-Tyrosine-protein phosphatase non-receptor type 6

## All Photos (6)


Product No.	Clonality	Application	Species Reactivity	Citations	SDS
<a href="#">HPA001466</a>	polyclonal	IF, IHC	rat, human	4	 <a href="#">View</a>




### Anti-PTPN1 antibody produced in rabbit

**Synonym(s):** Anti-PTP-1B, Anti-Protein-tyrosine phosphatase 1B, Anti-Tyrosine-protein phosphatase non-receptor type 1

## All Photos (6)

Product No.	Clonality	Application	Species Reactivity	Citations	SDS
<a href="#">HPA012542</a>	polyclonal	IF, IHC	human	5	 <a href="#">View</a>

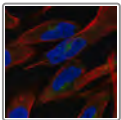


### Anti-PTPN7 antibody produced in rabbit

**Synonym(s):** Anti-HEPTP, Anti-Hematopoietic protein-tyrosine phosphatase, Anti-Protein-tyrosine phosphatase LC-PTP, Anti-Tyrosine-protein phosphatase non-receptor type 7

## All Photos (1)

Product No.	Clonality	Application	Species Reactivity	Citations	SDS
<a href="#">HPA019118</a>	polyclonal	IHC	human	5	<a href="#">View</a>



### Anti-PTPN21 antibody produced in rabbit

**Synonym(s):** PTPD1, PTPRL10

## All Photos (1)

Product No.	Clonality	Application	Species Reactivity	Citations	SDS
<a href="#">HPA073999</a>	polyclonal	IF	human		<a href="#">View</a>

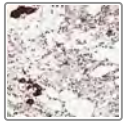


### Anti-PTPN23 antibody produced in rabbit

**Synonym(s):** Anti-HD-PTP, Anti-His domain-containing protein tyrosine phosphatase, Anti-PTP-TD14, Anti-Protein tyrosine phosphatase TD14, Anti-Tyrosine-protein phosphatase non-receptor type 23

**All**  
**Photos** (5)

Product No.	Clonality	Application	Species Reactivity	Citations	SDS
<a href="#">HPA016845</a>	polyclonal	IF, IHC	human	1	<a href="#">View</a>



**Anti-PTPN22 antibody produced in rabbit**

**Synonym(s):** Anti-Lyp, Anti-Lyp1, Anti-Lyp2, Anti-PTPN8, Anti-bA402L1.8, Anti-protein tyrosine phosphatase, non-receptor type 22 (lymphoid)

**All**  
**Photos** (5)

Product No.	Clonality	Application	Species Reactivity	Citations	SDS
<a href="#">HPA004912</a>	polyclonal	IHC	human	2	<a href="#">View</a>
<a href="#">HPA013350</a>	polyclonal	IHC	human	4	<a href="#">View</a>



**Anti-PTPN12 antibody produced in rabbit**

**Synonym(s):** Anti-PTPG1 antibody produced in rabbit, Anti-Protein-tyrosine phosphatase G1 antibody produced in rabbit, Anti-Tyrosine-protein phosphatase non-receptor type 12 antibody produced in rabbit

**All**  
**Photos** (3)



Product No.	Clonality	Application	Species Reactivity	Citations	SDS
<a href="#">HPA007097</a>	polyclonal	IF, IHC	human	4	<a href="#">View</a>

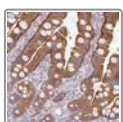


**Anti-PTPN2 antibody produced in rabbit**

**Synonym(s):** PTPT, TC-PTP, TCELLPTP, TCPTP, protein tyrosine phosphatase, non-receptor type 2, Anti-PTPT, Anti-TC-PTP, Anti-TCELLPTP, Anti-TCPTP, Anti-protein tyrosine phosphatase, non-receptor type 2

**All**  
**Photos** (14)

Product No.	Clonality	Application	Species Reactivity	Citations	SDS
<a href="#">HPA046176</a>	polyclonal	IF, IHC	human	1	 <a href="#">View</a>
<a href="#">HPA015004</a>	polyclonal	IF, IHC	human		 <a href="#">View</a>

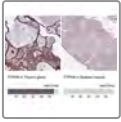


**Anti-PTPN3 antibody produced in rabbit**

**Synonym(s):** Anti-PTPH1, Anti-Protein tyrosine phosphatase, non-receptor type 3

**All Photos** (2)


Product No.	Clonality	Application	Species Reactivity	Citations	SDS
<a href="#">HPA038343</a>	polyclonal	IHC	human		<a href="#">View</a>
<a href="#">HPA046728</a>	polyclonal	IHC	human		<a href="#">View</a>

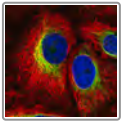


### Anti-PTPN9 antibody produced in rabbit

**Synonym(s):** Anti-Meg2, Anti-Protein tyrosine phosphatase, non-receptor type 9

[All Photos](#) (6)

Product No.	Clonality	Application	Species Reactivity	Citations	SDS
<a href="#">HPA041922</a>	polyclonal	IF, IHC	human	1	 <a href="#">View</a>

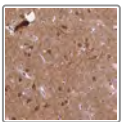


### Anti-PTPN18 antibody produced in rabbit

**Synonym(s):** BDP1

[All Photos](#) (1)

Product No.	Clonality	Application	Species Reactivity	Citations	SDS
<a href="#">HPA053367</a>	polyclonal	IF	human		<a href="#">View</a>




### Anti-PTPN5 antibody produced in rabbit

**Synonym(s):** Anti-PTPSTEP, Anti-Protein tyrosine phosphatase, non-receptor type 5 (striatum-enriched), Anti-STEP

[All Photos](#) (2)


Product No.	Clonality	Application	Species Reactivity	Citations	SDS
<a href="#">HPA072091</a>	polyclonal	IF	human		<a href="#">View</a>
<a href="#">HPA031014</a>	polyclonal	IHC	human		<a href="#">View</a>



### Anti-PTPN14 antibody produced in rabbit

**Synonym(s):** Anti-PEZ

[All Photos](#) (1)

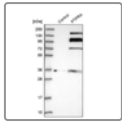
Product No.	Clonality	Application	Species Reactivity	Citations	SDS
<a href="#">HPA053864</a>	polyclonal		human	2	 <a href="#">View</a>



### Anti-PTPN20 antibody produced in rabbit

[All Photos](#) (2)


Product No.	Clonality	Application	Species Reactivity	Citations	SDS
<a href="#">HPA043337</a>	polyclonal	IHC	human		<a href="#">View</a>
<a href="#">HPA048310</a>	polyclonal	IHC	human		<a href="#">View</a>

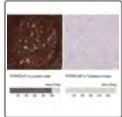


## Anti-PTPRA antibody produced in rabbit

**Synonym(s):** Anti-HLPR, Anti-HPTPA, Anti-LRP, Anti-PTPA, Anti-PTPRL2, Anti-RPTPA, Anti-protein tyrosine phosphatase, receptor type, A

[All Photos](#) (3)


Product No.	Clonality	Application	Species Reactivity	Citations	SDS
<a href="#">HPA069480</a>	polyclonal	IF	human		<a href="#">View</a>
<a href="#">HPA029412</a>	polyclonal	IHC, WB	human	1	 <a href="#">View</a>

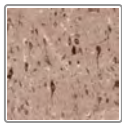


## Anti-PTPRCAP antibody produced in rabbit

**Synonym(s):** Anti-CD45-AP, Anti-LPAP, Anti-Protein Tyrosine Phosphatase, Receptor Type, C-Associated Protein

[All Photos](#) (6)

Product No.	Clonality	Application	Species Reactivity	Citations	SDS
<a href="#">HPA043734</a>	polyclonal	IHC, WB	human		 <a href="#">View</a>





## Anti-PTPRD antibody produced in rabbit

[All Photos](#) (6)

Product No.	Clonality	Application	Species Reactivity	Citations	SDS
<a href="#">HPA054829</a>	polyclonal	IF, IHC	human, mouse	1	

## All **Anti-PTPRE antibody produced in rabbit**

**Photos** (3) **Synonym(s):** Anti-Protein-tyrosine phosphatase epsilon, Anti-R-PTP-epsilon, Anti-Receptor-type tyrosine-protein phosphatase epsilon precursor, Anti-Receptor-type tyrosine-protein phosphatase epsilon

Product No.	Clonality	Application	Species Reactivity	Citations	SDS
<a href="#">HPA015870</a>	polyclonal	IF, IHC	human	3	 <a href="#">View</a>
<a href="#">HPA021872</a>	polyclonal	IHC	human	3	 <a href="#">View</a>



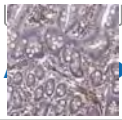
## **Anti-PTPRF antibody produced in rabbit**

**Synonym(s):** Anti-LAR, Anti-Leukocyte antigen-related tyrosine phosphatase, Anti-Tyrosine-protein phosphatase receptor type F

All **Photos** (2)

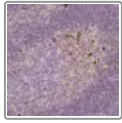
Product No.	Clonality	Application	Species Reactivity	Citations	SDS
<a href="#">HPA012710</a>	polyclonal	IF, IHC	human	5	<a href="#">View</a>

## **Anti-PTPRG antibody produced in rabbit**



[Photos \(1\)](#)

Product No.	Clonality	Application	Species Reactivity	Citations	SDS
<a href="#">HPA064237</a>	polyclonal	IHC	human		<a href="#">View</a>

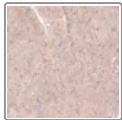


### Anti-PTPRJ antibody produced in rabbit

**Synonym(s):** Anti-CD148 antigen antibody produced in rabbit, Anti-DEP-1 antibody produced in rabbit, Anti-Density-enhanced phosphatase 1 antibody produced in rabbit, Anti-HPTP  $\eta$  antibody produced in rabbit, Anti-Protein-tyrosine phosphatase  $\eta$  antibody produced in rabbit, Anti-Protein-tyrosine phosphatase receptor type J antibody produced in rabbit, Anti-R-PTP- $\eta$  antibody produced in rabbit, Anti-Receptor-type tyrosine-protein phosphatase  $\eta$  precursor antibody produced in rabbit

[All Photos \(1\)](#)

Product No.	Clonality	Application	Species Reactivity	Citations	SDS
<a href="#">HPA006026</a>	polyclonal	IHC	human	4	<a href="#">View</a>

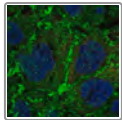


### Anti-PTPRK antibody produced in rabbit

**Synonym(s):** Anti-R-PTP-kappa, Anti-protein tyrosine phosphatase, receptor type, K

[All Photos \(6\)](#)

Product No.	Clonality	Application	Species Reactivity	Citations	SDS
<a href="#">HPA054056</a>	polyclonal	IF	human	4	<a href="#">View</a>
<a href="#">HPA054822</a>	polyclonal	IF, IHC	human	2	<a href="#">View</a>



### Anti-PTPRM antibody produced in rabbit

[All Photos \(1\)](#)

Product No.	Clonality	Application	Species Reactivity	Citations	SDS
<a href="#">HPA003891</a>	polyclonal	IF	human		<a href="#">View</a>

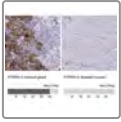


### Anti-PTPRN2 antibody produced in rabbit

**Synonym(s):** Anti-IAR, Anti-ICAAR, Anti-Islet cell autoantigen-related protein, Anti-Phogrin, Anti-R-PTP-N2, Anti-Receptor-type tyrosine-protein phosphatase N2, Anti-IAR antibody produced in rabbit, Anti-ICAAR antibody produced in rabbit, Anti-Islet cell autoantigen-related protein antibody produced in rabbit, Anti-Phogrin antibody produced in rabbit, Anti-R-PTP-N2 antibody produced in rabbit, Anti-Receptor-type tyrosine-protein phosphatase N2 precursor antibody produced in rabbit

[All Photos \(4\)](#)


Product No.	Clonality	Application	Species Reactivity	Citations	SDS
<a href="#">HPA026656</a>	polyclonal	IHC	human	1	<a href="#">View</a>
<a href="#">HPA006900</a>	polyclonal	IF, IHC	human	4	<a href="#">View</a>

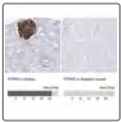


### Anti-PTPRN antibody produced in rabbit

**Synonym(s):** Anti-ICA 512 antibody produced in rabbit, Anti-Islet cell antigen 512 antibody produced in rabbit, Anti-Islet cell autoantigen 3 antibody produced in rabbit, Anti-PTP IA-2 antibody produced in rabbit, Anti-R-PTP-N antibody produced in rabbit, Anti-Receptor-type tyrosine-protein phosphatase-like N precursor antibody produced in rabbit

[All Photos](#) (5)


Product No.	Clonality	Application	Species Reactivity	Citations	SDS
<a href="#">HPA007152</a>	polyclonal	IF	human		<a href="#">View</a>
<a href="#">HPA007179</a>	polyclonal	IHC	human	8	 <a href="#">View</a>

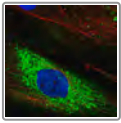


### Anti-PTPRO antibody produced in rabbit

**Synonym(s):** Anti-GLEPP1, Anti-PTP-U2, Anti-PTP-oc, Anti-PTPU2, Anti-Protein tyrosine phosphatase, receptor type, O

[All Photos](#) (5)

Product No.	Clonality	Application	Species Reactivity	Citations	SDS
<a href="#">HPA034525</a>	polyclonal	IHC	human	4	 <a href="#">View</a>



### Anti-PTPRQ antibody produced in rabbit

**Synonym(s):** Anti-DFNB84, Anti-protein tyrosine phosphatase, receptor type, Q

[All Photos](#) (1)

Product No.	Clonality	Application	Species Reactivity	Citations	SDS
<a href="#">HPA053245</a>	polyclonal	IF	human		<a href="#">View</a>



### Anti-PTPRR antibody produced in rabbit

**Synonym(s):** Anti-Ch-1PTPase, Anti-NC-PTPCOM1, Anti-Protein-tyrosine phosphatase PCPTP1, Anti-Receptor-type tyrosine-protein phosphatase R precursor

[All Photos](#) (5)


Product No.	Clonality	Application	Species Reactivity	Citations	SDS
<a href="#">HPA071067</a>	polyclonal	IF	human		<a href="#">View</a>
<a href="#">HPA011851</a>	polyclonal	IHC	human	4	<a href="#">View</a>

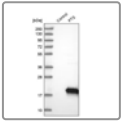


### Anti-PTPRZ1 antibody produced in rabbit

**Synonym(s):** Anti-Protein-tyrosine phosphatase receptor type Z polypeptide 1, Anti-R-PTP-zeta, Anti-Receptor-type tyrosine-protein phosphatase zeta precursor

[All Photos](#) (7)


Product No.	Clonality	Application	Species Reactivity	Citations	SDS
<a href="#">HPA015103</a>	polyclonal	IHC	human	20	 <a href="#">View</a>

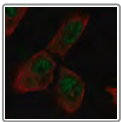


### Anti-PTS antibody produced in rabbit

**Synonym(s):** Anti-6-Pyruvoyltetrahydrobiopterin synthase antibody produced in rabbit, Anti-PTP synthase antibody produced in rabbit, Anti-PTPS antibody produced in rabbit

[All Photos](#) (3)

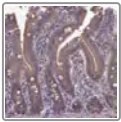
Product No.	Clonality	Application	Species Reactivity	Citations	SDS
<a href="#">HPA001481</a>	polyclonal	IF, IHC	human	1	 <a href="#">View</a>



### Anti-PTTG1IP antibody produced in rabbit

[All Photos](#) (1)

Product No.	Clonality	Application	Species Reactivity	Citations	SDS
<a href="#">HPA061827</a>	polyclonal	IF	human		<a href="#">View</a>

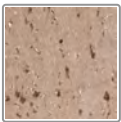


### Anti-PUDP antibody produced in rabbit

**Synonym(s):** DXF68S1E, FAM16AX, GS1, HDHD1, HDHD1A

[All Photos](#) (1)

Product No.	Clonality	Application	Species Reactivity	Citations	SDS
<a href="#">HPA072672</a>	polyclonal	IHC	human		<a href="#">View</a>



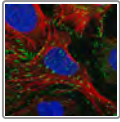
### Anti-PXK antibody produced in rabbit

**Synonym(s):** Anti-MONaKA, Anti-Modulator of Na,K-ATPase, Anti-PX domain-containing protein kinase-like protein

[All Photos](#) (6)

Product No.	Clonality	Application	Species Reactivity	Citations	SDS
<a href="#">HPA024068</a>	polyclonal	IF, IHC, WB	human		<a href="#">View</a>

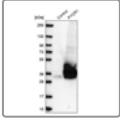




## Anti-PXN antibody produced in rabbit

[All Photos](#) (2)


Product No.	Clonality	Application	Species Reactivity	Citations	SDS
<a href="#">HPA051309</a>	polyclonal	IF	human	1	<a href="#">View</a>

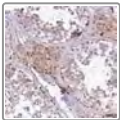


## Anti-PYCR1 antibody produced in rabbit

**Synonym(s):** Anti-P5C, Anti-pyrroline-5-carboxylate reductase 1

[All Photos](#) (5)

Product No.	Clonality	Application	Species Reactivity	Citations	SDS
<a href="#">HPA047660</a>	polyclonal	IHC, WB	human	1	 <a href="#">View</a>




## Anti-PYCR2 antibody produced in rabbit

**Synonym(s):** Anti-P5CR2, Anti-pyrroline-5-carboxylate reductase family, member 2

[All Photos](#) (6)

Product No.	Clonality	Application	Species Reactivity	Citations	SDS
<a href="#">HPA056873</a>	polyclonal	IF, IHC	human	1	<a href="#">View</a>



## Anti-PYGB antibody produced in rabbit

**Synonym(s):** Anti-phosphorylase, glycogen; brain

[All Photos](#) (3)



Product No.	Clonality	Application	Species Reactivity	Citations	SDS
<a href="#">HPA031067</a>	polyclonal	IF, IHC	human	3	<a href="#">View</a>



## Anti-PYGL antibody produced in rabbit


**Synonym(s):** Anti-Glycogen phosphorylase, liver form antibody produced in rabbit

[All Photos](#) (18)

Product No.	Clonality	Application	Species Reactivity	Citations	SDS
<a href="#">HPA000962</a>	polyclonal	IF, IHC	human	8	 <a href="#">View</a>
<a href="#">HPA004119</a>	polyclonal	IF, IHC	human	3	 <a href="#">View</a>





## Anti-PYGM antibody produced in rabbit



**Synonym(s):** Anti-phosphorylase, glycogen, muscle

[Photos](#) (3)



Product No.	Clonality	Application	Species Reactivity	Citations	SDS
<a href="#">HPA056003</a>	polyclonal	IHC	human	4	 <a href="#">View</a>

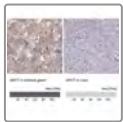


### Anti-QDPR antibody produced in rabbit

**Synonym(s):** Anti-DHPR, Anti-PKU2, Anti-SDR33C1

[All Photos](#) (5)


Product No.	Clonality	Application	Species Reactivity	Citations	SDS
<a href="#">HPA058951</a>	polyclonal	IF, IHC, WB	human		 <a href="#">View</a>
<a href="#">HPA065649</a>	polyclonal	IHC	human		 <a href="#">View</a>




### Anti-QPCT antibody produced in rabbit

**Synonym(s):** Anti-Glutaminyl cyclase, Anti-Glutaminyl-peptide cyclotransferase precursor, Anti-Glutaminyl-tRNA cyclotransferase, Anti-Glutamyl cyclase, Anti-QC

[All Photos](#) (5)


Product No.	Clonality	Application	Species Reactivity	Citations	SDS
<a href="#">HPA008406</a>	polyclonal	IHC	human	2	 <a href="#">View</a>



### Anti-QPRT antibody produced in rabbit

**Synonym(s):** Anti-QPRTase, Anti-quinolinate phosphoribosyltransferase

[All Photos](#) (1)


Product No.	Clonality	Application	Species Reactivity	Citations	SDS
<a href="#">HPA011887</a>	polyclonal		human	2	 <a href="#">View</a>



### Anti-QSOX2 antibody produced in rabbit

**Synonym(s):** Anti-Neuroblastoma-derived sulfhydryl oxidase, Anti-Quiescin Q6-like protein 1, Anti-Sulfhydryl oxidase 2 precursor

[All Photos](#) (3)



Product No.	Clonality	Application	Species Reactivity	Citations	SDS
<a href="#">HPA017280</a>	polyclonal	IF	human		<a href="#">View</a>
<a href="#">HPA012716</a>	polyclonal	IF, IHC	human	1	 <a href="#">View</a>



## Anti-RAB23 antibody produced in rabbit

**Synonym(s):** Anti-RAB23, member RAS oncogene family

[All Photos](#) (9)

Product No.	Clonality	Application	Species Reactivity	Citations	SDS
<a href="#">HPA029135</a>	polyclonal	IF, IHC	human	1	 <a href="#">View</a>
<a href="#">HPA029136</a>	polyclonal	IF, IHC, WB	human	1	 <a href="#">View</a>




## Anti-RAB17 antibody produced in rabbit

**Synonym(s):** Anti-RAB17, member RAS oncogene family

[All Photos](#) (6)


Product No.	Clonality	Application	Species Reactivity	Citations	SDS
<a href="#">HPA035176</a>	polyclonal	IHC	human		<a href="#">View</a>

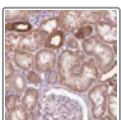


## Anti-RAB31 antibody produced in rabbit

**Synonym(s):** Anti-KIAA0524, Anti-RAB31, member RAS oncogene family, Anti-Rab22B, Anti-SAMD2, Anti-SARM

[All Photos](#) (3)

Product No.	Clonality	Application	Species Reactivity	Citations	SDS
<a href="#">HPA019717</a>	polyclonal	IHC	rat, mouse, human	2	 <a href="#">View</a>



## Anti-RAB20 antibody produced in rabbit


**Synonym(s):** Anti-FLJ20429


[All Photos](#) (2)

Product No.	Clonality	Application	Species Reactivity	Citations	SDS
<a href="#">HPA052111</a>	polyclonal	IF	human		<a href="#">View</a>
<a href="#">HPA068647</a>	polyclonal	IHC	human		<a href="#">View</a>

**All Photos** (7) **Anti-RAB14 antibody produced in rabbit**

**Synonym(s):** Anti-Ras-related protein Rab-14


Product No.	Clonality	Application	Species Reactivity	Citations	SDS
<a href="#">HPA026419</a>	polyclonal	IF, IHC	human	6	 <a href="#">View</a>

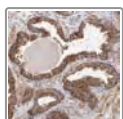


**Anti-RAB32 antibody produced in rabbit**

**Synonym(s):** Anti-Ras-related protein Rab-32

**All Photos** (2)


Product No.	Clonality	Application	Species Reactivity	Citations	SDS
<a href="#">HPA025731</a>	polyclonal	IHC	human	8	 <a href="#">View</a>




**Anti-RAB18 antibody produced in rabbit**

**Synonym(s):** Anti-Ras-related protein Rab-18

**All Photos** (2)


Product No.	Clonality	Application	Species Reactivity	Citations	SDS
<a href="#">HPA025928</a>	polyclonal	IHC	human	1	 <a href="#">View</a>



### Anti-RAB13 antibody produced in rabbit

**Synonym(s):** Anti-Cell growth-inhibiting gene 4 protein antibody produced in rabbit, Anti-Ras-related protein Rab-13 antibody produced in rabbit

[All Photos](#) (6)

Product No.	Clonality	Application	Species Reactivity	Citations	SDS
<a href="#">HPA003996</a>	polyclonal	IF, IHC	human	3	 <a href="#">View</a>

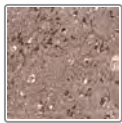


### Anti-RAB41 antibody produced in rabbit

**Synonym(s):** Anti-Ras-related protein Rab-41 antibody produced in rabbit

[All Photos](#) (1)

Product No.	Clonality	Application	Species Reactivity	Citations	SDS
<a href="#">HPA001510</a>	polyclonal	IHC	human	1	<a href="#">View</a>



### Anti-RAB12 antibody produced in rabbit

**Synonym(s):** Anti-Rab12, member ras oncogene family

[All Photos](#) (5)

Product No.	Clonality	Application	Species Reactivity	Citations	SDS
<a href="#">HPA040727</a>	polyclonal	IF, IHC	human		<a href="#">View</a>




### Anti-RAB21 antibody produced in rabbit

**Synonym(s):** Anti-Ras-related protein Rab-21

[All Photos](#) (2)


Product No.	Clonality	Application	Species Reactivity	Citations	SDS
<a href="#">HPA016988</a>	polyclonal	IHC	human	2	<a href="#">View</a>



### Anti-RAB31 antibody produced in rabbit

**Synonym(s):** Anti-KIAA0524, Anti-RAB31, member RAS oncogene family, Anti-Rab22B, Anti-SAMD2, Anti-SARM

[All Photos](#) (3)



Product No.	Clonality	Application	Species Reactivity	Citations	SDS
<a href="#">HPA019717</a>	polyclonal	IHC	rat, mouse, human	2	 <a href="#">View</a>



## Anti-RAB23 antibody produced in rabbit

**Synonym(s):** Anti-RAB23, member RAS oncogene family

[All Photos](#) (9)

Product No.	Clonality	Application	Species Reactivity	Citations	SDS
<a href="#">HPA029136</a>	polyclonal	IF, IHC, WB	human	1	 <a href="#">View</a>
<a href="#">HPA029135</a>	polyclonal	IF, IHC	human	1	 <a href="#">View</a>

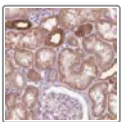


## Anti-RAB17 antibody produced in rabbit

**Synonym(s):** Anti-RAB17, member RAS oncogene family

[All Photos](#) (6)

Product No.	Clonality	Application	Species Reactivity	Citations	SDS
<a href="#">HPA035176</a>	polyclonal	IHC	human		<a href="#">View</a>

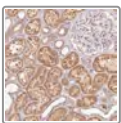


## Anti-RAB20 antibody produced in rabbit

**Synonym(s):** Anti-FLJ20429

[All Photos](#) (2)

Product No.	Clonality	Application	Species Reactivity	Citations	SDS
<a href="#">HPA052111</a>	polyclonal	IF	human		<a href="#">View</a>
<a href="#">HPA068647</a>	polyclonal	IHC	human		<a href="#">View</a>

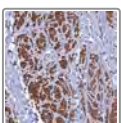


## Anti-RAB11A antibody produced in rabbit

**Synonym(s):** YL8

[All Photos](#) (7)

Product No.	Clonality	Application	Species Reactivity	Citations	SDS
<a href="#">HPA051697</a>	polyclonal	IF, WB	human	1	<a href="#">View</a>
<a href="#">HPA060686</a>	polyclonal	IHC	human		<a href="#">View</a>



## Anti-RAB39A antibody produced in rabbit

**Synonym(s):** Anti-RAB39, Anti-RAB39A, member RAS oncogene family

[All Photos](#) (1)

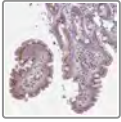
Product No.	Clonality	Application	Species Reactivity	Citations	SDS
<a href="#">HPA042505</a>	polyclonal	IHC	human	4	<a href="#">View</a>



## Anti-RAB22A antibody produced in rabbit

[All Photos](#) (4)

Product No.	Clonality	Application	Species Reactivity	Citations	SDS
<a href="#">HPA066920</a>	polyclonal	IHC	human	2	<a href="#">View</a>




## Anti-RAB6A antibody produced in rabbit

**Synonym(s):** Anti-RAB6

[All Photos](#) (6)


Product No.	Clonality	Application	Species Reactivity	Citations	SDS
<a href="#">HPA059131</a>	polyclonal	IF, IHC	human		<a href="#">View</a>

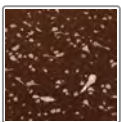


## Anti-RAB7A antibody produced in rabbit

**Synonym(s):** Anti-Ras-related protein Rab-7a

[All Photos](#) (7)

Product No.	Clonality	Application	Species Reactivity	Citations	SDS
<a href="#">HPA006964</a>	polyclonal	IF, IHC	mouse, human, rat	5	 <a href="#">View</a>

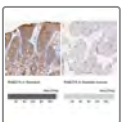


## Anti-RAB3A antibody produced in rabbit

**Synonym(s):** Anti-Ras-related protein Rab-3A antibody produced in rabbit

[All Photos](#) (1)


Product No.	Clonality	Application	Species Reactivity	Citations	SDS
<a href="#">HPA003160</a>	polyclonal	IHC	human	3	<a href="#">View</a>

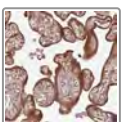


## Anti-RAB27A antibody produced in rabbit

**Synonym(s):** Anti-GTP-binding protein Ram antibody produced in rabbit, Anti-Rab-27 antibody produced in rabbit, Anti-Ras-related protein Rab-27A antibody produced in rabbit

[All Photos](#) (5)

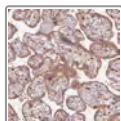
Product No.	Clonality	Application	Species Reactivity	Citations	SDS
<a href="#">HPA001333</a>	polyclonal	IHC	human	6	 <a href="#">View</a>



## Anti-RAB5A antibody produced in rabbit

## All Photos (2)

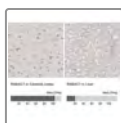
Product No.	Clonality	Application	Species Reactivity	Citations	SDS
<a href="#">HPA049354</a>	polyclonal	IHC	human		<a href="#">View</a>



### Anti-RAB1A antibody produced in rabbit

## All Photos (5)

Product No.	Clonality	Application	Species Reactivity	Citations	SDS
<a href="#">HPA056141</a>	polyclonal	IHC	human		<a href="#">View</a>

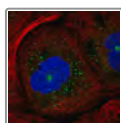


### Anti-RABAC1 antibody produced in rabbit

**Synonym(s):** Anti-PRA1, Anti-PRAF1, Anti-Rab acceptor 1 (prenylated), Anti-YIP3

## All Photos (5)

Product No.	Clonality	Application	Species Reactivity	Citations	SDS
<a href="#">HPA029171</a>	polyclonal	IF, IHC	human		<a href="#">View</a>



### Anti-RAB11B antibody produced in rabbit

## All Photos (2)

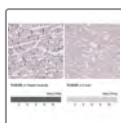
Product No.	Clonality	Application	Species Reactivity	Citations	SDS
<a href="#">HPA054396</a>	polyclonal	IF	human	1	<a href="#">View</a>



### Anti-RAB5B antibody produced in rabbit

## All Photos (2)

Product No.	Clonality	Application	Species Reactivity	Citations	SDS
<a href="#">HPA068337</a>	polyclonal	IF	human		<a href="#">View</a>



### Anti-RAB9B antibody produced in rabbit

**Synonym(s):** Anti-RAB9L

## All Photos (3)

Product No.	Clonality	Application	Species Reactivity	Citations	SDS
<a href="#">HPA061932</a>	polyclonal	IHC	human	1	<a href="#">View</a>




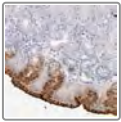


### Anti-RAB27B antibody produced in rabbit

**Synonym(s):** Anti-C25KG, Anti-Ras-related protein Rab-27B

[All Photos](#) (7)

Product No.	Clonality	Application	Species Reactivity	Citations	SDS
<a href="#">HPA019849</a>	polyclonal	IHC	human	6	 <a href="#">View</a>



### Anti-RAB33B antibody produced in rabbit

**Synonym(s):** Anti-DKFZP434G099, Anti-RAB33B, member RAS oncogene family

[All Photos](#) (1)

Product No.	Clonality	Application	Species Reactivity	Citations	SDS
<a href="#">HPA048367</a>	polyclonal	IHC	human		<a href="#">View</a>




### Anti-RAB2B antibody produced in rabbit

**Synonym(s):** Anti-FLJ14824, Anti-RAB2B, member RAS oncogene family


[All Photos](#) (1)

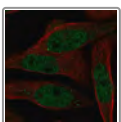
Product No.	Clonality	Application	Species Reactivity	Citations	SDS
<a href="#">HPA050292</a>	polyclonal	IHC	human		<a href="#">View</a>



### Anti-RAB39B antibody produced in rabbit

[All Photos](#) (2)

Product No.	Clonality	Application	Species Reactivity	Citations	SDS
<a href="#">HPA001114</a>	polyclonal	IHC	human	2	 <a href="#">View</a>



### Anti-RAB8B antibody produced in rabbit


[All Photos](#) (2)

Product No.	Clonality	Application	Species Reactivity	Citations	SDS
<a href="#">HPA074534</a>	polyclonal	IF	human		<a href="#">View</a>




### Anti-RAB3C antibody produced in rabbit

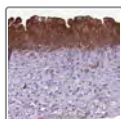
[All Photos](#) (4)

Product No.	Clonality	Application	Species Reactivity	Citations	SDS
<b>HPA048156</b>	polyclonal	IF, IHC	human		

## All **Anti-RAB5C antibody produced in rabbit**

**Photos** (6) **Synonym(s):** Anti-L1880 antibody produced in rabbit, Anti-RAB5L antibody produced in rabbit, Anti-Ras-related protein Rab-5C antibody produced in rabbit

Product No.	Clonality	Application	Species Reactivity	Citations	SDS
<a href="#">HPA004167</a>	polyclonal	IF	human		<a href="#">View</a>
<a href="#">HPA003426</a>	polyclonal	IHC	human	8	 <a href="#">View</a>

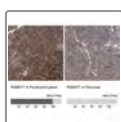


## **Anti-RABEP2 antibody produced in rabbit**

**Synonym(s):** Anti-FLJ23282, Anti-FRA, Anti-rabaptin, RAB GTPase binding effector protein 2

**All Photos** (3)




Product No.	Clonality	Application	Species Reactivity	Citations	SDS
<a href="#">HPA047641</a>	polyclonal	IF, IHC	human		<a href="#">View</a>

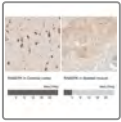


## **Anti-RABEP1 antibody produced in rabbit**

**Synonym(s):** Anti-Rab GTPase-binding effector protein 1, Anti-Rabaptin-4, Anti-Rabaptin-5, Anti-Rabaptin-5alpha, Anti-Renal carcinoma antigen NY-REN-17

## All Photos (12)


Product No.	Clonality	Application	Species Reactivity	Citations	SDS
<a href="#">HPA024235</a>	polyclonal	IF, IHC	human		 <a href="#">View</a>
<a href="#">HPA019669</a>	polyclonal	IHC	human	3	 <a href="#">View</a>
<a href="#">HPA024691</a>	polyclonal	IHC	human	3	 <a href="#">View</a>




### Anti-RABEPK antibody produced in rabbit

**Synonym(s):** Anti-40 kDa Rab9 effector protein, Anti-Rab9 effector protein with Kelch motifs, Anti-p40

## All Photos (3)




Product No.	Clonality	Application	Species Reactivity	Citations	SDS
<a href="#">HPA023920</a>	polyclonal	IHC	human	3	 <a href="#">View</a>

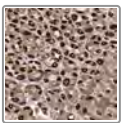


### Anti-RAB11FIP1 antibody produced in rabbit

**Synonym(s):** Anti-Rab-coupling protein, Anti-Rab11 family-interacting protein 1, Anti-Rab11-FIP1

## All Photos (18)

Product No.	Clonality	Application	Species Reactivity	Citations	SDS
<a href="#">HPA023904</a>	polyclonal	IF, IHC	human	7	 <a href="#">View</a>
<a href="#">HPA025960</a>	polyclonal	IF, IHC	human	3	 <a href="#">View</a>
<a href="#">HPA024010</a>	polyclonal	IF, IHC	human	2	 <a href="#">View</a>

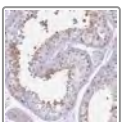


### Anti-RAB11FIP2 antibody produced in rabbit

**Synonym(s):** Anti-KIAA0941, Anti-NRip11, Anti-RAB11 family interacting protein 2 (class I), Anti-Rab11-FIP2

## All Photos (2)

Product No.	Clonality	Application	Species Reactivity	Citations	SDS
<a href="#">HPA037726</a>	polyclonal	IF, IHC	human	3	<a href="#">View</a>

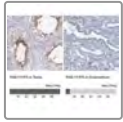


### Anti-RAB11FIP4 antibody produced in rabbit

**Synonym(s):** Anti-FLJ00131, Anti-KIAA1821, Anti-MGC11316, Anti-RAB11 family interacting protein 4 (class II), Anti-RAB11-FIP4

## All Photos (1)



Product No.	Clonality	Application	Species Reactivity	Citations	SDS
<a href="#">HPA021595</a>	polyclonal	IHC	human	1	<a href="#">View</a>

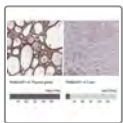


### Anti-RAB11FIP5 antibody produced in rabbit

**Synonym(s):** Anti-GAF1, Anti-KIAA0857, Anti-RIP11, Anti-pp75, Anti-Pp75, Anti-RAB11 family interacting protein 5 (class I)


#### All Photos (9)


Product No.	Clonality	Application	Species Reactivity	Citations	SDS
<a href="#">HPA036406</a>	polyclonal	IF, IHC	human		 <a href="#">View</a>
<a href="#">HPA036407</a>	polyclonal	IF, IHC	human	3	 <a href="#">View</a>



### Anti-RABGAP1 antibody produced in rabbit

#### All Photos (7)


Product No.	Clonality	Application	Species Reactivity	Citations	SDS
<a href="#">HPA072273</a>	polyclonal	IF, IHC	human		 <a href="#">View</a>
<a href="#">HPA064860</a>	polyclonal	IF	human		<a href="#">View</a>
<a href="#">HPA041651</a>	polyclonal	IHC	human		<a href="#">View</a>

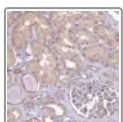


### Anti-RAB3GAP1 antibody produced in rabbit

**Synonym(s):** Anti-KIAA0066, Anti-RAB3GAP, Anti-RAB3GAP130, Anti-WARBM1

#### All Photos (2)

Product No.	Clonality	Application	Species Reactivity	Citations	SDS
<a href="#">HPA034494</a>	polyclonal	IHC	human		 <a href="#">View</a>

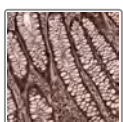


### Anti-RABGAP1L antibody produced in rabbit

**Synonym(s):** Anti-FLJ38519, Anti-HHL, Anti-KIAA0471, Anti-TBC1D18

#### All Photos (2)

Product No.	Clonality	Application	Species Reactivity	Citations	SDS
<a href="#">HPA054695</a>	polyclonal	IF, IHC	human		<a href="#">View</a>




### Anti-RABGGTA antibody produced in rabbit

**Synonym(s):** Anti-Ptar3, Anti-Rab geranylgeranyltransferase,  $\alpha$  subunit

## All Photos (2)


Product No.	Clonality	Application	Species Reactivity	Citations	SDS
<a href="#">HPA043488</a>	polyclonal	IF, IHC	human		<a href="#">View</a>

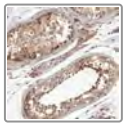


### Anti-RABGGTB antibody produced in rabbit

**Synonym(s):** Anti-GGTase-II-beta, Anti-Geranylgeranyl transferase type II subunit beta, Anti-Geranylgeranyl transferase type-2 subunit beta, Anti-Rab GGase beta, Anti-Rab geranylgeranyltransferase subunit beta, Anti-Type II protein geranyl-geranyltransferase subunit beta

## All Photos (9)

Product No.	Clonality	Application	Species Reactivity	Citations	SDS
<a href="#">HPA026585</a>	polyclonal	IF, IHC	mouse, human		<a href="#">View</a>
<a href="#">HPA027167</a>	polyclonal	IHC	human, mouse		<a href="#">View</a>

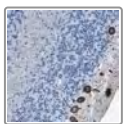


### Anti-RABIF antibody produced in rabbit

**Synonym(s):** RASGRF3, mss4, Anti-RAB interacting factor, Anti-RASGRF3, Anti-mss4

## All Photos (6)

Product No.	Clonality	Application	Species Reactivity	Citations	SDS
<a href="#">HPA054936</a>	polyclonal	IF	human		<a href="#">View</a>
<a href="#">HPA027715</a>	polyclonal	IHC	human		<a href="#">View</a>

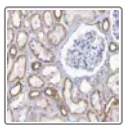


### Anti-RAB3IL1 antibody produced in rabbit

**Synonym(s):** Anti-Rab3a interacting protein (rabin3)-like 1

## All Photos (2)

Product No.	Clonality	Application	Species Reactivity	Citations	SDS
<a href="#">HPA039723</a>	polyclonal	IF, IHC	human		<a href="#">View</a>



### Anti-RAB3IP antibody produced in rabbit

**Synonym(s):** Anti-RAB3A interacting protein (rabin3), Anti-RABIN3

## All Photos (6)

Product No.	Clonality	Application	Species Reactivity	Citations	SDS
<a href="#">HPA039794</a>	polyclonal	IF, IHC	human		<a href="#">View</a>

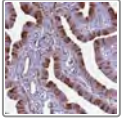


### Anti-RABL3 antibody produced in rabbit

**Synonym(s):** Anti-MGC23920, Anti-RAB, member of RAS oncogene family-like 3

## All Photos (7)

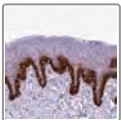
Product No.	Clonality	Application	Species Reactivity	Citations	SDS
<a href="#">HPA035151</a>	polyclonal	IHC	human		<a href="#">View</a>
<a href="#">HPA035150</a>	polyclonal	IF, IHC	human		<a href="#">View</a>



## Anti-RABL2A antibody produced in rabbit

## All Photos (3)

Product No.	Clonality	Application	Species Reactivity	Citations	SDS
<a href="#">HPA044007</a>	polyclonal	IHC	human		<a href="#">View</a>
<a href="#">HPA042700</a>	polyclonal	IHC	human		<a href="#">View</a>

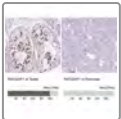


## Anti-RAC1 antibody produced in rabbit

**Synonym(s):** Anti-Rac-1, Anti-TC-25, Anti-p21-Rac1

## All Photos (5)

Product No.	Clonality	Application	Species Reactivity	Citations	SDS
<a href="#">HPA047820</a>	polyclonal	IHC	human		<a href="#">View</a>

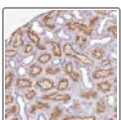


## Anti-RACGAP1 antibody produced in rabbit

**Synonym(s):** Anti-MgcRacGAP, Anti-Rac GTPase activating protein 1

## All Photos (8)

Product No.	Clonality	Application	Species Reactivity	Citations	SDS
<a href="#">HPA039427</a>	polyclonal	IF	human		<a href="#">View</a>
<a href="#">HPA043912</a>	polyclonal	IF, IHC	human	1	<a href="#">View</a>



## Anti-RADIL antibody produced in rabbit


**Synonym(s):** Anti-FLJ10324, Anti-KIAA1849, Anti-RASIP2, Anti-Ras association and DIL domains

## All Photos (2)

Product No.	Clonality	Application	Species Reactivity	Citations	SDS
<a href="#">HPA051776</a>	polyclonal	IF, IHC	human		<a href="#">View</a>

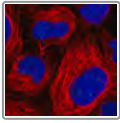


## Anti-RAD54L2 antibody produced in rabbit



[Photos](#) (1)

Product No.	Clonality	Application	Species Reactivity	Citations	SDS
<a href="#">HPA039992</a>	polyclonal	IF	human		<a href="#">View</a>



### Anti-RAE1 antibody produced in rabbit

[All Photos](#) (1)

Product No.	Clonality	Application	Species Reactivity	Citations	SDS
<a href="#">HPA048795</a>	polyclonal	IF	human		<a href="#">View</a>

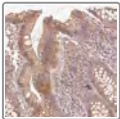


### Anti-RAF1 antibody produced in rabbit

**Synonym(s):** Anti-C-RAF, Anti-RAF proto-oncogene serine/threonine-protein kinase, Anti-Raf-1, Anti-cRaf

[All Photos](#) (5)

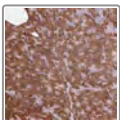
Product No.	Clonality	Application	Species Reactivity	Citations	SDS
<a href="#">HPA002640</a>	polyclonal	IF, IHC	human	4	<a href="#">View</a>



### Anti-RALA antibody produced in rabbit

[All Photos](#) (2)

Product No.	Clonality	Application	Species Reactivity	Citations	SDS
<a href="#">HPA065232</a>	polyclonal	IHC	human		<a href="#">View</a>

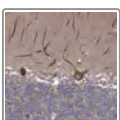


### Anti-RALBP1 antibody produced in rabbit

**Synonym(s):** Anti-RIP, Anti-RIP1, Anti-RLIP76, Anti-ralA binding protein 1

[All Photos](#) (2)

Product No.	Clonality	Application	Species Reactivity	Citations	SDS
<a href="#">HPA046651</a>	polyclonal	IF, IHC	human	1	<a href="#">View</a>



### Anti-RALGAPB antibody produced in rabbit

**Synonym(s):** Anti-DKFZp781M2411, Anti-KIAA1219, Anti-Ral GTPase activating protein, beta subunit (non-catalytic), Anti-RalGAPbeta

[All Photos](#) (5)





Product No.	Clonality	Application	Species Reactivity	Citations	SDS
<a href="#">HPA051454</a>	polyclonal	IF, IHC	human		<a href="#">View</a>

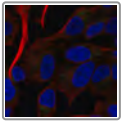


### Anti-RALGPS2 antibody produced in rabbit

**Synonym(s):** Anti-FLJ10244, Anti-FLJ25604, Anti-KIAA0351, Anti-Ral GEF with PH domain and SH3 binding motif 2

#### All Photos (16)

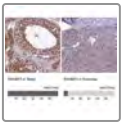
Product No.	Clonality	Application	Species Reactivity	Citations	SDS
<a href="#">HPA027143</a>	polyclonal	IHC	human		<a href="#">View</a>
<a href="#">HPA028328</a>	polyclonal	IHC	human		<a href="#">View</a>



### Anti-RAMP2 antibody produced in rabbit

#### All Photos (1)


Product No.	Clonality	Application	Species Reactivity	Citations	SDS
<a href="#">HPA052020</a>	polyclonal	IF	human		<a href="#">View</a>



### Anti-RANBP3 antibody produced in rabbit

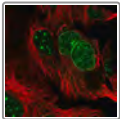
**Synonym(s):** Anti-RAN Binding Protein 3

#### All Photos (7)

Product No.	Clonality	Application	Species Reactivity	Citations	SDS
<a href="#">HPA043375</a>	polyclonal	IF, IHC	human		<a href="#">View</a>
<a href="#">HPA043389</a>	polyclonal	IF, IHC	human		<a href="#">View</a>

## All Photos (4) **Anti-RANBP2 antibody produced in rabbit**

Product No.	Clonality	Application	Species Reactivity	Citations	SDS
<a href="#">HPA067564</a>	polyclonal	IF	human		<a href="#">View</a>
<a href="#">HPA051675</a>	polyclonal	IHC	human		<a href="#">View</a>
<a href="#">HPA018437</a>	polyclonal	IHC	human	1	<a href="#">View</a>
<a href="#">HPA023960</a>	polyclonal	IHC	human	1	<a href="#">View</a>



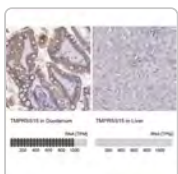
## **Anti-RANBP17 antibody produced in rabbit**

**Synonym(s):** Anti-BLOS2, Anti-FLJ30135, Anti-MGC10120, Anti-MGC4104, Anti-NKEFB, Anti-PRP, Anti-PRX2, Anti-PRXII, Anti-RAN binding protein 17, Anti-TDPX1, Anti-TSA

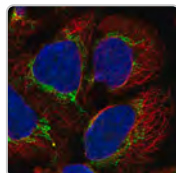
## All Photos (1)

Product No.	Clonality	Application	Species Reactivity	Citations	SDS
<a href="#">HPA029568</a>	polyclonal	IF	human	2	<a href="#">View</a>

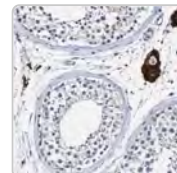
## Recommended Products



Sigma-Aldrich  
**HPA072934**  
Anti-TMPRSS15



Sigma-Aldrich  
**HPA061396**  
Anti-AARS2  
antibody...



Sigma-Aldrich  
**HPA010972**  
Anti-VMA21  
antibody...

[View Price and Availability](#)


[View Price and Availability](#)

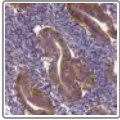
[View Price and Availability](#)



## Anti-RANBP1 antibody produced in rabbit

[All Photos](#) (5)

Product No.	Clonality	Application	Species Reactivity	Citations	SDS
<a href="#">HPA065868</a>	polyclonal	IF	human		<a href="#">View</a>
<a href="#">HPA065931</a>	polyclonal	IF, IHC	human		<a href="#">View</a>

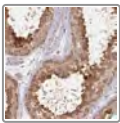


## Anti-RANBP6 antibody produced in rabbit

**Synonym(s):** Anti-Ran binding protein 6

[All Photos](#) (6)

Product No.	Clonality	Application	Species Reactivity	Citations	SDS
<a href="#">HPA052684</a>	polyclonal	IF	human		<a href="#">View</a>
<a href="#">HPA043748</a>	polyclonal	IF, IHC	human		<a href="#">View</a>

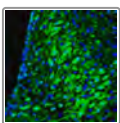


## Anti-RANGRF antibody produced in rabbit

**Synonym(s):** Anti-HSPC165, Anti-HSPC236, Anti-MOG1, Anti-RANGNRF

[All Photos](#) (2)

Product No.	Clonality	Application	Species Reactivity	Citations	SDS
<a href="#">HPA057280</a>	polyclonal	IF	human		<a href="#">View</a>
<a href="#">HPA057888</a>	polyclonal	IHC	human	1	<a href="#">View</a>

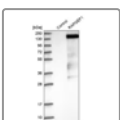


## Anti-RAP1GAP antibody produced in rabbit

**Synonym(s):** Anti-Rap1 GTPase-activating protein 1 antibody produced in rabbit, Anti-Rap1GAP antibody produced in rabbit

[All Photos](#) (9)


Product No.	Clonality	Application	Species Reactivity	Citations	SDS
<a href="#">HPA001922</a>	polyclonal	IHC	human, mouse	4	<a href="#">View</a>

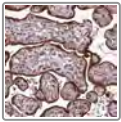


## Anti-RAPGEF1 antibody produced in rabbit

**Synonym(s):** Anti-C3G protein, Anti-CRK SH3-binding GNRP, Anti-Guanine nucleotide-releasing factor 2, Anti-Rap guanine nucleotide exchange factor 1

[All Photos](#) (5)

Product No.	Clonality	Application	Species Reactivity	Citations	SDS
<a href="#">HPA006426</a>	polyclonal	IHC	human	5	 <a href="#">View</a>

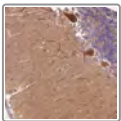


### Anti-RAPGEF4 antibody produced in rabbit

**Synonym(s):** Anti-CGEF2, Anti-cAMP-GEFII

[All Photos](#) (3)

Product No.	Clonality	Application	Species Reactivity	Citations	SDS
<a href="#">HPA028968</a>	polyclonal	IF, IHC	human		<a href="#">View</a>

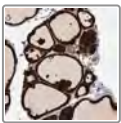


### Anti-RAPGEF3 antibody produced in rabbit

**Synonym(s):** Anti-EPAC, Anti-bcm910, Anti-cAMP-GEFI

[All Photos](#) (2)

Product No.	Clonality	Application	Species Reactivity	Citations	SDS
<a href="#">HPA040365</a>	polyclonal	IHC	human	1	<a href="#">View</a>
<a href="#">HPA043518</a>	polyclonal	IHC	human	1	<a href="#">View</a>



### Anti-RAPGEF6 antibody produced in rabbit

**Synonym(s):** Anti-PDZ-GEF2, Anti-PDZGEF2, Anti-RA-GEF-2, Anti-Rap guanine nucleotide exchange factor (GEF) 6

[All Photos](#) (3)

Product No.	Clonality	Application	Species Reactivity	Citations	SDS
<a href="#">HPA037982</a>	polyclonal	IHC	human		<a href="#">View</a>
<a href="#">HPA037983</a>	polyclonal	IF, IHC	human		<a href="#">View</a>

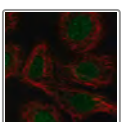


### Anti-RAPGEF5 antibody produced in rabbit

**Synonym(s):** Anti-GFR, Anti-KIAA0277, Anti-MR-GEF

[All Photos](#) (3)

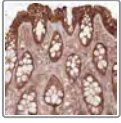
Product No.	Clonality	Application	Species Reactivity	Citations	SDS
<a href="#">HPA076772</a>	polyclonal	IF, WB	human		<a href="#">View</a>
<a href="#">HPA057821</a>	polyclonal	IHC	human		<a href="#">View</a>



### Anti-RARA antibody produced in rabbit

## All Photos (1)

Product No.	Clonality	Application	Species Reactivity	Citations	SDS
<a href="#">HPA058282</a>	polyclonal	IF	human	1	<a href="#">View</a>

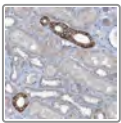


### Anti-RASA3 antibody produced in rabbit

**Synonym(s):** Anti-GAP1IP4BP, Anti-GAPIII, Anti-RAS P21 Protein Activator 3

## All Photos (1)

Product No.	Clonality	Application	Species Reactivity	Citations	SDS
<a href="#">HPA046759</a>	polyclonal	IHC	human		<a href="#">View</a>




### Anti-RASA4 antibody produced in rabbit

**Synonym(s):** Anti-CAPRI, Anti-GAPL, Anti-KIAA0538, Anti-RAS p21 protein activator 4

## All Photos (1)


Product No.	Clonality	Application	Species Reactivity	Citations	SDS
<a href="#">HPA043010</a>	polyclonal	IHC	human		<a href="#">View</a>



### Anti-RASA2 antibody produced in rabbit

**Synonym(s):** Anti-GAP1M, Anti-MIPP, Anti-RAS p21 protein activator 2



## All Photos (6)

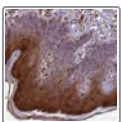
Product No.	Clonality	Application	Species Reactivity	Citations	SDS
<a href="#">HPA035374</a>	polyclonal	IF, IHC	human	2	 <a href="#">View</a>



### Anti-RASA1 antibody produced in rabbit

## All Photos (6)

Product No.	Clonality	Application	Species Reactivity	Citations	SDS
<a href="#">HPA064556</a>	polyclonal	IHC	human		 <a href="#">View</a>
<a href="#">HPA036393</a>	polyclonal	IHC	human		 <a href="#">View</a>

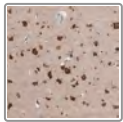


### Anti-RASAL1 antibody produced in rabbit

**Synonym(s):** Anti-RAS protein activator like 1 (GAP1 like), Anti-RASAL

## All Photos (2)

Product No.	Clonality	Application	Species Reactivity	Citations	SDS
<a href="#">HPA041650</a>	polyclonal	IF, IHC	human		<a href="#">View</a>

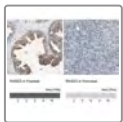


### Anti-RASAL2 antibody produced in rabbit

**Synonym(s):** Anti-RAS protein activator-like 1, Anti-Ras GTPase-activating protein nGAP

[All Photos](#) (4)


Product No.	Clonality	Application	Species Reactivity	Citations	SDS
<a href="#">HPA020453</a>	polyclonal	IHC	human, mouse	3	<a href="#">View</a>



### Anti-RASD2 antibody produced in rabbit

**Synonym(s):** Anti-GTP-binding protein Rhes precursor antibody produced in rabbit, Anti-Ras homolog enriched in striatum antibody produced in rabbit, Anti-Tumor endothelial marker 2 antibody produced in rabbit

[All Photos](#) (4)


Product No.	Clonality	Application	Species Reactivity	Citations	SDS
<a href="#">HPA005839</a>	polyclonal	IHC	human	6	 <a href="#">View</a>



### Anti-RASD1 antibody produced in rabbit

**Synonym(s):** Anti-AGS1, Anti-DEXRAS1, Anti-RAS, dexamethasone-induced 1

[All Photos](#) (6)


Product No.	Clonality	Application	Species Reactivity	Citations	SDS
<a href="#">HPA047896</a>	polyclonal	IF, IHC	human		 <a href="#">View</a>

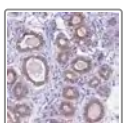


### Anti-RASGEF1A antibody produced in rabbit

**Synonym(s):** Anti-CG4853, Anti-FLJ37817, Anti-FNDC3, Anti-KIAA0970, Anti-RasGEF domain family, member 1A, Anti-bA203116.5

[All Photos](#) (5)

Product No.	Clonality	Application	Species Reactivity	Citations	SDS
<a href="#">HPA035593</a>	polyclonal	IF, IHC	human		 <a href="#">View</a>



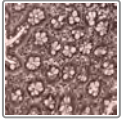
### Anti-RASGEF1B antibody produced in rabbit

**Synonym(s):** Anti-Flj31695, Anti-Gpig4, Anti-Rasgef domain family, member 1b

[All Photos](#) (2)

Product No.	Clonality	Application	Species Reactivity	Citations	SDS
<a href="#">HPA044574</a>	polyclonal	IHC	human		<a href="#">View</a>

Product No.	Clonality	Application	Species Reactivity	Citations	SDS
-------------	-----------	-------------	--------------------	-----------	-----

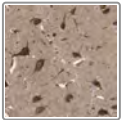


### Anti-RASGRF1 antibody produced in rabbit

**Synonym(s):** Anti-Cdc25, Anti-Cdc25l, Anti-Gnrp, Anti-Grf1, Anti-Grf55, Anti-H-grf55, Anti-Pp13187, Anti-Ras protein-specific guanine nucleotide-releasing factor 1

[All Photos](#) (2)

Product No.	Clonality	Application	Species Reactivity	Citations	SDS
<a href="#">HPA041965</a>	polyclonal	IF, IHC	human		<a href="#">View</a>



### Anti-RASGRF2 antibody produced in rabbit

**Synonym(s):** Anti-Guanine nucleotide-releasing factor 2, Anti-Ras guanine nucleotide exchange factor 2, Anti-Ras-GRF2, Anti-Ras-specific guanine nucleotide-releasing factor 2

[All Photos](#) (4)

Product No.	Clonality	Application	Species Reactivity	Citations	SDS
<a href="#">HPA018679</a>	polyclonal	IHC	human	6	<a href="#">View</a>

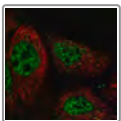


### Anti-RASGRP2 antibody produced in rabbit

**Synonym(s):** Anti-CalDAG-GEFI, Anti-Calcium and DAG-regulated guanine nucleotide exchange factor I, Anti-Cdc25-like protein, Anti-F25B33 kinase-like protein, Anti-HCDC25L, Anti-RAS guanyl-releasing protein 2

[All Photos](#) (2)

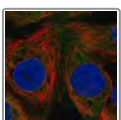
Product No.	Clonality	Application	Species Reactivity	Citations	SDS
<a href="#">HPA015667</a>	polyclonal	IHC	human	4	<a href="#">View</a>



### Anti-RASGRP3 antibody produced in rabbit

[All Photos](#) (1)

Product No.	Clonality	Application	Species Reactivity	Citations	SDS
<a href="#">HPA058937</a>	polyclonal	IF	human		<a href="#">View</a>

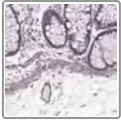


### Anti-RASGRP1 antibody produced in rabbit

**Synonym(s):** CalDAG-GEFII, RASGRP

[All Photos](#) (1)

Product No.	Clonality	Application	Species Reactivity	Citations	SDS
<a href="#">HPA039389</a>	polyclonal	IF	human		<a href="#">View</a>




## Anti-RASIP1 antibody produced in rabbit

**Synonym(s):** FLJ20401, RAIN

[All Photos](#) (1)


Product No.	Clonality	Application	Species Reactivity	Citations	SDS
<a href="#">HPA077251</a>	polyclonal	IHC	human		<a href="#">View</a>



## Anti-RASL10B antibody produced in rabbit

**Synonym(s):** Anti-RAS-like, family 10, member B, Anti-RRP17, Anti-VTS58635

[All Photos](#) (5)

Product No.	Clonality	Application	Species Reactivity	Citations	SDS
<a href="#">HPA046842</a>	polyclonal	IHC	human	1	 <a href="#">View</a>
<a href="#">HPA057092</a>	polyclonal	IF, IHC	human		<a href="#">View</a>



## Anti-RASL11B antibody produced in rabbit

[All Photos](#) (2)


Product No.	Clonality	Application	Species Reactivity	Citations	SDS
<a href="#">HPA057803</a>	polyclonal	IF, IHC	human		

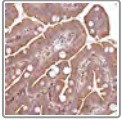


**All**  
**Photos** (5)

**Anti-RASSF8 antibody produced in rabbit**

**Synonym(s):** Anti-C12orf2, Anti-HoJ-1, Anti-Ras association (RalGDS/AF-6) domain family (N-terminal) member 8

Product No.	Clonality	Application	Species Reactivity	Citations	SDS
<a href="#">HPA038164</a>	polyclonal	IF, IHC	human		 <a href="#">View</a>
<a href="#">HPA038163</a>	polyclonal	IHC	human	1	<a href="#">View</a>



**Anti-RASSF1 antibody produced in rabbit**

**Synonym(s):** Anti-123F2, Anti-NORE2A, Anti-RDA32, Anti-REH3P21, Anti-Ras association (RalGDS/AF-6) domain family member 1

**All**  
**Photos** (1)

Product No.	Clonality	Application	Species Reactivity	Citations	SDS
<a href="#">HPA040735</a>	polyclonal	IHC	human	4	<a href="#">View</a>



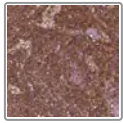
**Anti-RASSF4 antibody produced in rabbit**

**Synonym(s):** Anti-Ad037, Anti-Mgc44914, Anti-Ras association (ralgds/af-6) domain family member 4



[Photos](#) (6)

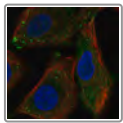
Product No.	Clonality	Application	Species Reactivity	Citations	SDS
<a href="#">HPA038834</a>	polyclonal	IF, IHC	human		<a href="#">View</a>



### Anti-RASSF5 antibody produced in rabbit

[All Photos](#) (2)

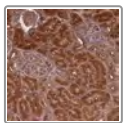
Product No.	Clonality	Application	Species Reactivity	Citations	SDS
<a href="#">HPA070480</a>	polyclonal	IHC	human		<a href="#">View</a>



### Anti-RASSF10 antibody produced in rabbit

[All Photos](#) (1)

Product No.	Clonality	Application	Species Reactivity	Citations	SDS
<a href="#">HPA040406</a>	polyclonal	IF	human		<a href="#">View</a>




### Anti-RASSF2 antibody produced in rabbit

**Synonym(s):** Anti-CENP-34, Anti-KIAA0168, Anti-Ras association (RalGDS/AF-6) domain family member 2

[All Photos](#) (3)



Product No.	Clonality	Application	Species Reactivity	Citations	SDS
<a href="#">HPA051200</a>	polyclonal	IF, IHC	human		<a href="#">View</a>




### Anti-RASSF9 antibody produced in rabbit

**Synonym(s):** Anti-P-cip1, Anti-Pamci, Anti-Ras association (ralgds/af-6) domain family (n-terminal) member 9

[All Photos](#) (6)


Product No.	Clonality	Application	Species Reactivity	Citations	SDS
<a href="#">HPA039678</a>	polyclonal	IHC	mouse, human		<a href="#">View</a>
<a href="#">HPA039428</a>	polyclonal	IHC	human, rat, mouse		<a href="#">View</a>

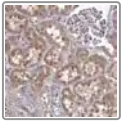


### Anti-RASSF3 antibody produced in rabbit

**Synonym(s):** Anti-Ras association (RalGDS/AF-6) domain family member 3

## All Photos (3)

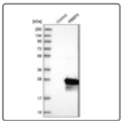
Product No.	Clonality	Application	Species Reactivity	Citations	SDS
<a href="#">HPA038469</a>	polyclonal	IF, IHC	human		<a href="#">View</a>



### Anti-RASSF6 antibody produced in rabbit

## All Photos (3)


Product No.	Clonality	Application	Species Reactivity	Citations	SDS
<a href="#">HPA037712</a>	polyclonal	IF, IHC	human		<a href="#">View</a>

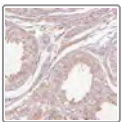


### Anti-RBBP9 antibody produced in rabbit

**Synonym(s):** Anti-B5T overexpressed gene protein, Anti-Bog protein, Anti-RBBP-10, Anti-Retinoblastoma-binding protein 10, Anti-Retinoblastoma-binding protein 9

## All Photos (3)

Product No.	Clonality	Application	Species Reactivity	Citations	SDS
<a href="#">HPA049005</a>	polyclonal	IF	human		<a href="#">View</a>
<a href="#">HPA015830</a>	polyclonal	IHC	human	2	 <a href="#">View</a>



### Anti-RB1CC1 antibody produced in rabbit

## All Photos (3)



Product No.	Clonality	Application	Species Reactivity	Citations	SDS
<a href="#">HPA024391</a>	polyclonal	IHC	human		<a href="#">View</a>
<a href="#">HPA053049</a>	polyclonal	IF, IHC	human	1	<a href="#">View</a>

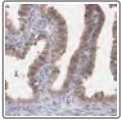


### Anti-RBKS antibody produced in rabbit

**Synonym(s):** Anti-DKFZp686G13268, Anti-RBSK, Anti-ribokinase, Anti-Ribokinase


## All Photos (14)

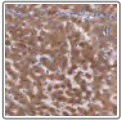
Product No.	Clonality	Application	Species Reactivity	Citations	SDS
<a href="#">HPA028285</a>	polyclonal	IHC	human		<a href="#">View</a>
<a href="#">HPA019725</a>	polyclonal	IF, IHC	human	2	 <a href="#">View</a>



## Anti-RBM23 antibody produced in rabbit

[All Photos](#) (6)

Product No.	Clonality	Application	Species Reactivity	Citations	SDS
<a href="#">HPA004144</a>	polyclonal	IF, IHC	human	2	 <a href="#">View</a>



## Anti-RBP4 antibody produced in rabbit

**Synonym(s):** Anti-PRBP antibody produced in rabbit, Anti-Plasma retinol-binding protein precursor antibody produced in rabbit, Anti-RBP antibody produced in rabbit

[All Photos](#) (1)


Product No.	Clonality	Application	Species Reactivity	Citations	SDS
<a href="#">HPA001641</a>	polyclonal	IHC	human	3	<a href="#">View</a>

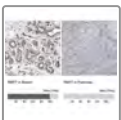


## Anti-RBP2 antibody produced in rabbit

**Synonym(s):** Anti-CRABP-II, Anti-CRBP2, Anti-CRBP2, Anti-CRBP2, Anti-RBPC2, Anti-Retinol binding protein 2, cellular

[All Photos](#) (5)


Product No.	Clonality	Application	Species Reactivity	Citations	SDS
<a href="#">HPA035866</a>	polyclonal	IF, IHC	human	6	 <a href="#">View</a>

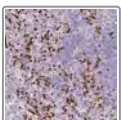


## Anti-RBP7 antibody produced in rabbit

**Synonym(s):** Anti-CRBP7, Anti-retinol binding protein 7, cellular

[All Photos](#) (7)

Product No.	Clonality	Application	Species Reactivity	Citations	SDS
<a href="#">HPA034749</a>	polyclonal	IHC	rat, mouse, human	1	 <a href="#">View</a>



## Anti-RCAN2 antibody produced in rabbit

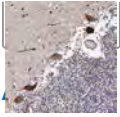
**Synonym(s):** Anti-DSCR1L1, Anti-ZAKI-4, Anti-regulator of calcineurin 2

[All Photos](#) (2)

Product No.	Clonality	Application	Species Reactivity	Citations	SDS
<a href="#">HPA053880</a>	polyclonal	IF, IHC	human		<a href="#">View</a>



## Anti-RCBTB2 antibody produced in rabbit



**Synonym(s):** Anti-Chc1l, Anti-Regulator of chromosome condensation (rcc1) and btb (poz) domain containing protein 2

[Photos \(3\)](#)



Product No.	Clonality	Application	Species Reactivity	Citations	SDS
<a href="#">HPA040242</a>	polyclonal	IF, IHC	human		<a href="#">View</a>

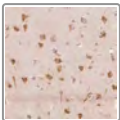


### Anti-RCN2 antibody produced in rabbit

**Synonym(s):** Anti-E6BP, Anti-ERC-55, Anti-ERC55, Anti-TCBP49

[All Photos \(18\)](#)

Product No.	Clonality	Application	Species Reactivity	Citations	SDS
<a href="#">HPA030694</a>	polyclonal	IF, IHC	human		<a href="#">View</a>
<a href="#">HPA030695</a>	polyclonal	IF, IHC	mouse, human		<a href="#">View</a>




### Anti-RCN3 antibody produced in rabbit

**Synonym(s):** Anti-RLP49, Anti-reticulocalbin 3, EF-hand calcium binding domain

[All Photos \(7\)](#)


Product No.	Clonality	Application	Species Reactivity	Citations	SDS
<a href="#">HPA043134</a>	polyclonal	IHC	human		<a href="#">View</a>
<a href="#">HPA050402</a>	polyclonal	IF, IHC	human	1	<a href="#">View</a>

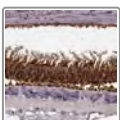


### Anti-RCSD1 antibody produced in rabbit

**Synonym(s):** Anti-MGC21854, Anti-MK2S4, Anti-RCSD domain containing 1

[All Photos \(3\)](#)

Product No.	Clonality	Application	Species Reactivity	Citations	SDS
<a href="#">HPA016597</a>	polyclonal	IHC	human		<a href="#">View</a>




### Anti-RCVRN antibody produced in rabbit

[All Photos \(1\)](#)

Product No.	Clonality	Application	Species Reactivity	Citations	SDS
<a href="#">HPA015783</a>	polyclonal	IHC	human		<a href="#">View</a>



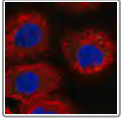
### Anti-RDH13 antibody produced in rabbit



**Synonym(s):** Anti-Retinol Dehydrogenase 13 (All-Trans/9-Cis), Anti-SDR7C3

[Photos](#) (3)

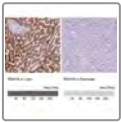
Product No.	Clonality	Application	Species Reactivity	Citations	SDS
<a href="#">HPA042006</a>	polyclonal	IF, IHC	human		<a href="#">View</a>



### Anti-RDH10 antibody produced in rabbit

[All Photos](#) (1)


Product No.	Clonality	Application	Species Reactivity	Citations	SDS
<a href="#">HPA049199</a>	polyclonal	IF	human		<a href="#">View</a>

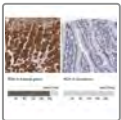


### Anti-RDH16 antibody produced in rabbit

**Synonym(s):** Anti-RODH-4, Anti-Retinol dehydrogenase 16 (all-trans), Anti-SDR9C8

[All Photos](#) (6)


Product No.	Clonality	Application	Species Reactivity	Citations	SDS
<a href="#">HPA038518</a>	polyclonal	IHC	human	1	 <a href="#">View</a>

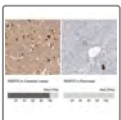


### Anti-RDX antibody produced in rabbit

**Synonym(s):** Anti-Radixin


[All Photos](#) (11)

Product No.	Clonality	Application	Species Reactivity	Citations	SDS
<a href="#">HPA000763</a>	polyclonal	IF, IHC	human	5	 <a href="#">View</a>
<a href="#">HPA000263</a>	polyclonal	IHC	human	1	<a href="#">View</a>



### Anti-REEP2 antibody produced in rabbit

[All Photos](#) (4)

Product No.	Clonality	Application	Species Reactivity	Citations	SDS
<a href="#">HPA031813</a>	polyclonal	IHC	human		 <a href="#">View</a>

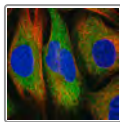


### Anti-REEP5 antibody produced in rabbit

**Synonym(s):** Anti-Polyposis locus protein 1, Anti-Receptor expression-enhancing protein 5, Anti-TB2 protein

## All Photos (2)

Product No.	Clonality	Application	Species Reactivity	Citations	SDS
<a href="#">HPA069960</a>	polyclonal	IF	human		<a href="#">View</a>
<a href="#">HPA003895</a>	polyclonal	IHC	human	1	<a href="#">View</a>



### Anti-RELA antibody produced in rabbit

#### All Photos (1)

Product No.	Clonality	Application	Species Reactivity	Citations	SDS
<a href="#">HPA063461</a>	polyclonal	IF	human		<a href="#">View</a>



### Anti-RELB antibody produced in rabbit

**Synonym(s):** Anti-REL-B

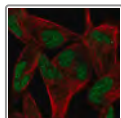
#### All Photos (2)

Product No.	Clonality	Application	Species Reactivity	Citations	SDS
<a href="#">HPA040506</a>	polyclonal	IF, IHC	human	2	<a href="#">View</a>

## [All Photos](#) (6) **Anti-RELL1 antibody produced in rabbit**

**Synonym(s):** Anti-RELT-like protein 1 precursor

Product No.	Clonality	Application	Species Reactivity	Citations	SDS
<a href="#">HPA013377</a>	polyclonal	IF, IHC	human	2	<a href="#">View</a>



## **Anti-RELT antibody produced in rabbit**

### [All Photos](#) (3)

Product No.	Clonality	Application	Species Reactivity	Citations	SDS
<a href="#">HPA071518</a>	polyclonal	IF	human		<a href="#">View</a>
<a href="#">HPA062824</a>	polyclonal	IF	human		<a href="#">View</a>



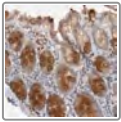


### Anti-REM1 antibody produced in rabbit

**Synonym(s):** Anti-GES, Anti-RAS (RAD and GEM)-like GTP-binding 1, Anti-REM

[All Photos](#) (1)

Product No.	Clonality	Application	Species Reactivity	Citations	SDS
<a href="#">HPA049821</a>	polyclonal	IHC	human		<a href="#">View</a>

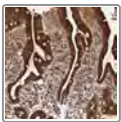


### Anti-REN antibody produced in rabbit

**Synonym(s):** Anti-Angiotensinogenase antibody produced in rabbit, Anti-Renin precursor antibody produced in rabbit

[All Photos](#) (1)

Product No.	Clonality	Application	Species Reactivity	Citations	SDS
<a href="#">HPA005131</a>	polyclonal	IHC	human	6	<a href="#">View</a>

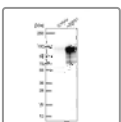


### Anti-REP15 antibody produced in rabbit

**Synonym(s):** Anti-RAB15 effector protein, Anti-RAB15EP

[All Photos](#) (2)


Product No.	Clonality	Application	Species Reactivity	Citations	SDS
<a href="#">HPA059868</a>	polyclonal	IHC	human		<a href="#">View</a>
<a href="#">HPA040448</a>	polyclonal	IHC	human		<a href="#">View</a>

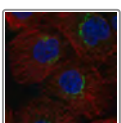


### Anti-REPS1 antibody produced in rabbit

**Synonym(s):** Anti-RALBP1 associated Eps domain containing 1

[All Photos](#) (3)

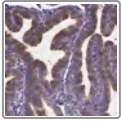
Product No.	Clonality	Application	Species Reactivity	Citations	SDS
<a href="#">HPA029961</a>	polyclonal	IHC, WB	human		<a href="#">View</a>
<a href="#">HPA029962</a>	polyclonal	IHC	human		<a href="#">View</a>



### Anti-RER1 antibody produced in rabbit

[All Photos](#) (1)

Product No.	Clonality	Application	Species Reactivity	Citations	SDS
<a href="#">HPA051400</a>	polyclonal	IF	human	1	<a href="#">View</a>



### Anti-RERG antibody produced in rabbit

**Synonym(s):** Anti-Mgc15754, Anti-Ras-like, estrogen-regulated, growth inhibitor

[All Photos](#) (5)

Product No.	Clonality	Application	Species Reactivity	Citations	SDS
<a href="#">HPA041387</a>	polyclonal	IHC	human		<a href="#">View</a>

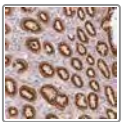


### Anti-RET antibody produced in rabbit

**Synonym(s):** Anti-CDHF12, Anti-CDHR16, Anti-HSCR1, Anti-MEN2A, Anti-MEN2B, Anti-MTC1, Anti-PTC, Anti-RET51

[All Photos](#) (5)

Product No.	Clonality	Application	Species Reactivity	Citations	SDS
<a href="#">HPA008356</a>	polyclonal	IF, IHC	human	8	<a href="#">View</a>

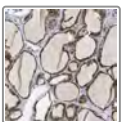


### Anti-RETNLB antibody produced in rabbit

**Synonym(s):** Anti-FIZZ2, Anti-HXCP2, Anti-RELMb, Anti-resistin like beta

[All Photos](#) (1)

Product No.	Clonality	Application	Species Reactivity	Citations	SDS
<a href="#">HPA049152</a>	polyclonal	IHC	human		<a href="#">View</a>




### Anti-RETSAT antibody produced in rabbit

**Synonym(s):** Anti-RetSat antibody produced in rabbit, Anti-all-trans-13,14-Dihydroretinol saturase antibody produced in rabbit, Anti-all-trans-Retinol 13,14-reductase precursor antibody produced in rabbit

[All Photos](#) (3)

Product No.	Clonality	Application	Species Reactivity	Citations	SDS
<a href="#">HPA046513</a>	polyclonal	IF	human		<a href="#">View</a>
<a href="#">HPA007961</a>	polyclonal	IHC	human	3	<a href="#">View</a>




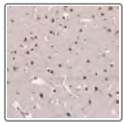
### Anti-RFFL antibody produced in rabbit

**Synonym(s):** Anti-CARP-2, Anti-Caspases-8 and -10-associated RING finger protein 2, Anti-E3 ubiquitin-protein ligase rififylin, Anti-FYVE-RING finger protein Sakura, Anti-Fring, Anti-RING finger and FYVE-like domain-containing protein 1, Anti-RING finger protein 189, Anti-RING finger protein 34-like, Anti-Caspase regulator CARP2

[All Photos](#) (8)

Product No.	Clonality	Application	Species Reactivity	Citations	SDS
<a href="#">HPA019492</a>	polyclonal	IHC, WB	human	4	<a href="#">View</a>

Product No.	Clonality	Application	Species Reactivity	Citations	SDS
<a href="#">HPA017910</a>	polyclonal	IF, IHC	human	4	 <a href="#">View</a>

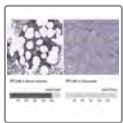


### Anti-RFK antibody produced in rabbit

**Synonym(s):** Anti-FLJ111149, Anti-RIFK

[All Photos](#) (3)


Product No.	Clonality	Application	Species Reactivity	Citations	SDS
<a href="#">HPA057163</a>	polyclonal	IF, IHC	human		<a href="#">View</a>
<a href="#">HPA023259</a>	polyclonal	IHC	human		<a href="#">View</a>

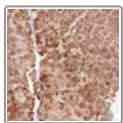


### Anti-RFLNB

**Synonym(s):** Cfm1, FAM101B, MGC45871, RefilinB

[All Photos](#) (3)

Product No.	Clonality	Application	Species Reactivity	Citations	SDS
<a href="#">HPA060388</a>	polyclonal	IHC	human		 <a href="#">View</a>



### Anti-RGL2 antibody produced in rabbit

**Synonym(s):** HKE1.5, KE1.5, RAB2L, Anti-HKE1.5, Anti-KE1.5, Anti-RAB2L, Anti-ral guanine nucleotide dissociation stimulator-like 2

[All Photos](#) (2)

Product No.	Clonality	Application	Species Reactivity	Citations	SDS
<a href="#">HPA047039</a>	polyclonal	IF	human		<a href="#">View</a>
<a href="#">HPA053444</a>	polyclonal	IHC	human		<a href="#">View</a>




### Anti-RGL1 antibody produced in rabbit

**Synonym(s):** Anti-Ral guanine nucleotide dissociation stimulator-like 1, Anti-RalGDS-like 1

[All Photos](#) (2)

Product No.	Clonality	Application	Species Reactivity	Citations	SDS
<a href="#">HPA019788</a>	polyclonal	IF, IHC	human	2	<a href="#">View</a>



## Anti-RGL3 antibody produced in rabbit

**Synonym(s):** Anti-FLJ32585, Anti-Ral Guanine Nucleotide Dissociation Stimulator-Like 3

[All Photos](#) (5)

Product No.	Clonality	Application	Species Reactivity	Citations	SDS
<a href="#">HPA042763</a>	polyclonal	IHC, WB	human		<a href="#">View</a>
<a href="#">HPA043615</a>	polyclonal	IHC	human		<a href="#">View</a>



## Anti-RGL4 antibody produced in rabbit

**Synonym(s):** Anti-Ral guanine nucleotide dissociation stimulator-like 4, Anti-Rgr

[All Photos](#) (2)

Product No.	Clonality	Application	Species Reactivity	Citations	SDS
<a href="#">HPA035979</a>	polyclonal	IF, IHC	human		<a href="#">View</a>



## Anti-RGN antibody produced in rabbit

**Synonym(s):** Anti-RC, Anti-SMP30, Anti-regucalcin (senescence marker protein-30)

[All Photos](#) (16)

Product No.	Clonality	Application	Species Reactivity	Citations	SDS
<a href="#">HPA029102</a>	polyclonal	IF, IHC	human	1	<a href="#">View</a>
<a href="#">HPA029103</a>	polyclonal	IHC	rat, mouse, human	10	<a href="#">View</a>



## Anti-RGP1 antibody produced in rabbit

**Synonym(s):** Anti-Retrograde Golgi transport protein RGP1 homolog

[All Photos](#) (4)


Product No.	Clonality	Application	Species Reactivity	Citations	SDS
<a href="#">HPA020414</a>	polyclonal	IF, IHC	human	1	<a href="#">View</a>
<a href="#">HPA021085</a>	polyclonal	IF, IHC	human	2	<a href="#">View</a>

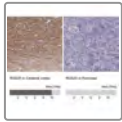


## Anti-RGS19

**Synonym(s):** GAIP, RGSGAIP

[All Photos](#) (3)


Product No.	Clonality	Application	Species Reactivity	Citations	SDS
<a href="#">HPA069984</a>	polyclonal	IHC	human		<a href="#">View</a>

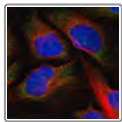


### Anti-RGS20

**Synonym(s):** RGSZ1, ZGAP1

[All Photos](#) (3)

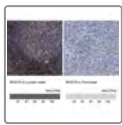
Product No.	Clonality	Application	Species Reactivity	Citations	SDS
<a href="#">HPA070193</a>	polyclonal	IHC	human		<a href="#">View</a>



### Anti-RGS2 antibody produced in rabbit

[All Photos](#) (1)


Product No.	Clonality	Application	Species Reactivity	Citations	SDS
<a href="#">HPA013385</a>	polyclonal	IF	human		<a href="#">View</a>

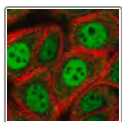


### Anti-RGS10 antibody produced in rabbit

**Synonym(s):** Anti-RGS10, Anti-Regulator of G-protein signaling 10

[All Photos](#) (5)

Product No.	Clonality	Application	Species Reactivity	Citations	SDS
<a href="#">HPA058485</a>	polyclonal	IF	human		<a href="#">View</a>
<a href="#">HPA021305</a>	polyclonal	IHC	human	4	 <a href="#">View</a>



### Anti-RGS3 antibody produced in rabbit

[All Photos](#) (1)

Product No.	Clonality	Application	Species Reactivity	Citations	SDS
<a href="#">HPA041109</a>	polyclonal	IF	human		<a href="#">View</a>

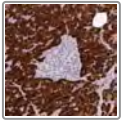


### Anti-RGS6 antibody produced in rabbit

**Synonym(s):** Anti-Regulator of G-protein signaling 6 antibody produced in rabbit, Anti-S914 antibody produced in rabbit

[All Photos](#) (3)

Product No.	Clonality	Application	Species Reactivity	Citations	SDS
<a href="#">HPA003067</a>	polyclonal	IHC	human	1	<a href="#">View</a>

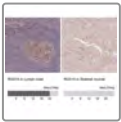


### Anti-RGS21 antibody produced in rabbit

**Synonym(s):** Anti-regulator of G-protein signaling 21

[All Photos](#) (1)


Product No.	Clonality	Application	Species Reactivity	Citations	SDS
<a href="#">HPA052843</a>	polyclonal	IHC	human		<a href="#">View</a>




### Anti-RGS14 antibody produced in rabbit

**Synonym(s):** Anti-regulator of G-protein signaling 14

[All Photos](#) (3)


Product No.	Clonality	Application	Species Reactivity	Citations	SDS
<a href="#">HPA046847</a>	polyclonal	IHC	human		<a href="#">View</a>

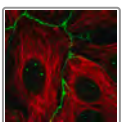


### Anti-RGS18 antibody produced in rabbit

**Synonym(s):** Anti-RGS13, Anti-Regulator Of G-Protein Signaling 18

[All Photos](#) (2)

Product No.	Clonality	Application	Species Reactivity	Citations	SDS
<a href="#">HPA045780</a>	polyclonal	IHC	human		<a href="#">View</a>



### Anti-RGS19 antibody produced in rabbit

**Synonym(s):** GAIP, RGSGAIP

[All Photos](#) (1)

Product No.	Clonality	Application	Species Reactivity	Citations	SDS
<a href="#">HPA056384</a>	polyclonal	IF	human		<a href="#">View</a>

Алматы (7273)495-231  
Ангарск (3955)60-70-56  
Архангельск (8182)63-90-72  
Астрахань (8512)99-46-04  
Барнаул (3852)73-04-60  
Белгород (4722)40-23-64  
Благовещенск (4162)22-76-07  
Брянск (4832)59-03-52  
Владивосток (423)249-28-31  
Владикавказ (8672)28-90-48  
Владимир (4922)49-43-18  
Волгоград (844)278-03-48  
Вологда (8172)26-41-59  
Воронеж (473)204-51-73  
Екатеринбург (343)384-55-89

Иваново (4932)77-34-06  
Ижевск (3412)26-03-58  
Иркутск (395)279-98-46  
Казань (843)206-01-48  
Калининград (4012)72-03-81  
Калуга (4842)92-23-67  
Кемерово (3842)65-04-62  
Киров (8332)68-02-04  
Коломна (4966)23-41-49  
Кострома (4942)77-07-48  
Краснодар (861)203-40-90  
Красноярск (391)204-63-61  
Курск (4712)77-13-04  
Курган (3522)50-90-47  
Липецк (4742)52-20-81

Магнитогорск (3519)55-03-13  
Москва (495)268-04-70  
Мурманск (8152)59-64-93  
Набережные Челны (8552)20-53-41  
Нижний Новгород (831)429-08-12  
Новокузнецк (3843)20-46-81  
Ноябрьск (3496)41-32-12  
Новосибирск (383)227-86-73  
Омск (3812)21-46-40  
Орел (4862)44-53-42  
Оренбург (3532)37-68-04  
Пенза (8412)22-31-16  
Петрозаводск (8142)55-98-37  
Псков (8112)59-10-37

Пермь (342)205-81-47  
Ростов-на-Дону (863)308-18-15  
Рязань (4912)46-61-64  
Самара (846)206-03-16  
Саранск (8342)22-96-24  
Санкт-Петербург (812)309-46-40  
Саратов (845)249-38-78  
Севастополь (8692)22-31-93  
Симферополь (3652)67-13-56  
Смоленск (4812)29-41-54  
Сочи (862)225-72-31  
Ставрополь (8652)20-65-13  
Сургут (3462)77-98-35  
Сыктывкар (8212)25-95-17  
Тамбов (4752)50-40-97

Тверь (4822)63-31-35  
Тольятти (8482)63-91-07  
Томск (3822)98-41-53  
Тула (4872)33-79-87  
Тюмень (3452)66-21-18  
Ульяновск (8422)24-23-59  
Улан-Удэ (3012)59-97-51  
Уфа (347)229-48-12  
Хабаровск (4212)92-98-04  
Чебоксары (8352)28-53-07  
Челябинск (351)202-03-61  
Череповец (8202)49-02-64  
Чита (3022)38-34-83  
Якутск (4112)23-90-97  
Ярославль (4852)69-52-93

Россия +7(495)268-04-70

Казахстан +7(7172)727-132

Киргизия +996(312)96-26-47

[www.sigmaaldrich.nt-rt.ru](http://www.sigmaaldrich.nt-rt.ru) | | [scx@nt-rt.ru](mailto:scx@nt-rt.ru)