

Алматы (7273)495-231  
Ангарск (3955)60-70-56  
Архангельск (8182)63-90-72  
Астрахань (8512)99-46-04  
Барнаул (3852)73-04-60  
Белгород (4722)40-23-64  
Благовещенск (4162)22-76-07  
Брянск (4832)59-03-52  
Владивосток (423)249-28-31  
Владикавказ (8672)28-90-48  
Владимир (4922)49-43-18  
Волгоград (844)278-03-48  
Вологда (8172)26-41-59  
Воронеж (473)204-51-73  
Екатеринбург (343)384-55-89

Иваново (4932)77-34-06  
Ижевск (3412)26-03-58  
Иркутск (395)279-98-46  
Казань (843)206-01-48  
Калининград (4012)72-03-81  
Калуга (4842)92-23-67  
Кемерово (3842)65-04-62  
Киров (8332)68-02-04  
Коломна (4966)23-41-49  
Кострома (4942)77-07-48  
Краснодар (861)203-40-90  
Красноярск (391)204-63-61  
Курск (4712)77-13-04  
Курган (3522)50-90-47  
Липецк (4742)52-20-81

Магнитогорск (3519)55-03-13  
Москва (495)268-04-70  
Мурманск (8152)59-64-93  
Набережные Челны (8552)20-53-41  
Нижний Новгород (831)429-08-12  
Новокузнецк (3843)20-46-81  
Ноябрьск (3496)41-32-12  
Новосибирск (383)227-86-73  
Омск (3812)21-46-40  
Орел (4862)44-53-42  
Оренбург (3532)37-68-04  
Пенза (8412)22-31-16  
Петрозаводск (8142)55-98-37  
Псков (8112)59-10-37

Пермь (342)205-81-47  
Ростов-на-Дону (863)308-18-15  
Рязань (4912)46-61-64  
Самара (846)206-03-16  
Саранск (8342)22-96-24  
Санкт-Петербург (812)309-46-40  
Саратов (845)249-38-78  
Севастополь (8692)22-31-93  
Симферополь (3652)67-13-56  
Смоленск (4812)29-41-54  
Сочи (862)225-72-31  
Ставрополь (8652)20-65-13  
Сургут (3462)77-98-35  
Сыктывкар (8212)25-95-17  
Тамбов (4752)50-40-97

Тверь (4822)63-31-35  
Тольятти (8482)63-91-07  
Томск (3822)98-41-53  
Тула (4872)33-79-87  
Тюмень (3452)66-21-18  
Ульяновск (8422)24-23-59  
Улан-Удэ (3012)59-97-51  
Уфа (347)229-48-12  
Хабаровск (4212)92-98-04  
Чебоксары (8352)28-53-07  
Челябинск (351)202-03-61  
Череповец (8202)49-02-64  
Чита (3022)38-34-83  
Якутск (4112)23-90-97  
Ярославль (4852)69-52-93

Россия +7(495)268-04-70

Казахстан +7(7172)727-132


Киргизия +996(312)96-26-47

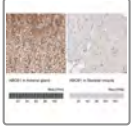
[www.sigmaaldrich.nt-rt.ru](http://www.sigmaaldrich.nt-rt.ru) | | [scx@nt-rt.ru](mailto:scx@nt-rt.ru)

# Технические характеристики на антитела расширенной проверки компании **Sigma-Aldrich**

**Виды товаров:** аффинные изолированные антитела, очищенные антитела, очищенные иммуноглобулины, IgG фракции антисыворотки, очищенные из культуры клеток гибридомы, асцитические жидкости, цельные антисыворотки, супернатанты тканевой культуры и др.

## All Photos (4) **Anti-ABCB4 antibody produced in rabbit**


Product No.	Clonality	Application	Species Reactivity	Citations	SDS
<b>HPA053288</b>	polyclonal	IHC	human	2	



## **Anti-ABCB1 antibody produced in rabbit**

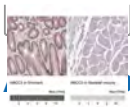
**Synonym(s):** Anti-ATP-binding cassette sub-family B member 1, Anti-CD243 antigen, Anti-Multidrug resistance protein 1, Anti-P-glycoprotein 1

## All Photos (7)

Product No.	Clonality	Application	Species Reactivity	Citations	SDS
<b>HPA002199</b>	polyclonal	IF, IHC	human	11	




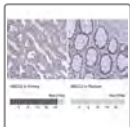
## **Anti-ABCC3 antibody produced in rabbit**



Photos (6)


**Synonym(s):** Anti-EST90757, Anti-MLP2, Anti-MOAT-D, Anti-MRP3, Anti-cMOAT2

Product No.	Clonality	Application	Species Reactivity	Citations	SDS
<b>HPA048483</b>	polyclonal	IF, IHC	human	1	



### Anti-ABCC2 antibody produced in rabbit

All Photos (3)


Product No.	Clonality	Application	Species Reactivity	Citations	SDS
<b>HPA071145</b>	polyclonal	IF, IHC	human		

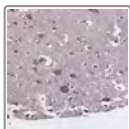


### Anti-ABCC4 antibody produced in rabbit

**Synonym(s):** Anti-ATP-binding cassette sub-family C member 4, Anti-MOAT-B, Anti-MRP/cMOAT-related ABC transporter, Anti-Multi-specific organic anion transporter B, Anti-Multidrug resistance-associated protein 4

All Photos (5)


Product No.	Clonality	Application	Species Reactivity	Citations	SDS
<b>HPA002476</b>	polyclonal	IHC	human	5	



### Anti-ABCC8 antibody produced in rabbit

**Synonym(s):** Anti-ABC36, Anti-HHF1, Anti-HI, Anti-HRINS, Anti-MRP8, Anti-SUR

All Photos (5)


Product No.	Clonality	Application	Species Reactivity	Citations	SDS
<b>HPA042318</b>	polyclonal	IF, IHC	human	1	




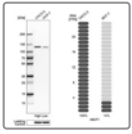
### Anti-ABCD3 antibody produced in rabbit

**Synonym(s):** Anti-PMP70, Anti-PXMP1, Anti-ZWS2, Anti-ATP-binding cassette, sub-family D (ALD), member 3

All Photos (14)

Product No.	Clonality	Application	Species Reactivity	Citations	SDS
<b>HPA032026</b>	polyclonal	IF, IHC	human		


Product No.	Clonality	Application	Species Reactivity	Citations	SDS
<a href="#">HPA032027</a>	polyclonal	IF, IHC	human	3	

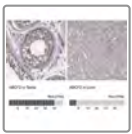


### Anti-ABCF1 antibody produced in rabbit

**Synonym(s):** Anti-ATP-binding cassette 50, Anti-ATP-binding cassette sub-family F member 1, Anti-BX000357.7, Anti-TNF-alpha-stimulated ABC protein

[All Photos](#) (7)



Product No.	Clonality	Application	Species Reactivity	Citations	SDS
<a href="#">HPA017578</a>	polyclonal	IF, IHC	human	2	

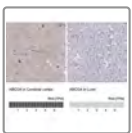


### Anti-ABCF2 antibody produced in rabbit

**Synonym(s):** Anti-ABC28, Anti-ATP-binding cassette, sub-family F (GCN20), member 2, Anti-EST133090, Anti-HUSSY-18, Anti-M-ABC1, Anti-ATP-binding cassette sub-family F member 2, Anti-Iron-inhibited ABC transporter 2


[All Photos](#) (11)

Product No.	Clonality	Application	Species Reactivity	Citations	SDS
<a href="#">HPA030388</a>	polyclonal	IHC	human, rat, mouse		
<a href="#">HPA020091</a>	polyclonal	IF, IHC	human, mouse, rat	3	



### Anti-ABCG4 antibody produced in rabbit

[All Photos](#) (3)


Product No.	Clonality	Application	Species Reactivity	Citations	SDS
<a href="#">HPA057635</a>	polyclonal	IF, IHC	human		

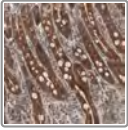


### Anti-ABHD4 antibody produced in rabbit

**Synonym(s):** Anti- $\alpha/\beta$ -Hydrolase 4 antibody produced in rabbit, Anti-lyso-N-Acylphosphatidylethanolamine lipase antibody produced in rabbit, Anti-Abhydrolase domain-containing protein 4 antibody produced in rabbit

[All Photos](#) (3)

Product No.	Clonality	Application	Species Reactivity	Citations	SDS
<a href="#">HPA000600</a>	polyclonal	IF, IHC	human	3	




## Anti-ABHD11 antibody produced in rabbit

**Synonym(s):** Anti-Abhydrolase domain-containing protein 11, Anti-Williams-Beuren syndrome chromosomal region 21 protein

[All](#)

[Photos](#) (3)

Product No.	Clonality	Application	Species Reactivity	Citations	SDS
<a href="#">HPA024042</a>	polyclonal	IF, IHC	human		

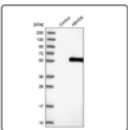


## Anti-ABHD5 antibody produced in rabbit

**Synonym(s):** Anti-Abhydrolase domain containing 5, Anti-CGI-58, Anti-NCIE2

[All Photos](#) (11)

Product No.	Clonality	Application	Species Reactivity	Citations	SDS
<a href="#">HPA035852</a>	polyclonal	IHC	human	1	
<a href="#">HPA035851</a>	polyclonal	IF, IHC	human	1	



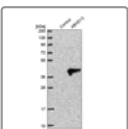
## Anti-ABHD8 antibody produced in rabbit

**Synonym(s):** Anti-Abhydrolase domain containing 8, Anti-FLJ11743, Anti-MGC14280, Anti-MGC2512

[All](#)

[Photos](#) (2)

Product No.	Clonality	Application	Species Reactivity	Citations	SDS
<a href="#">HPA037658</a>	polyclonal	IHC	human		



## Anti-ABHD13 antibody produced in rabbit

**Synonym(s):** Anti-BEM46L1, Anti-C13orf6, Anti-FLJ14906, Anti-abhydrolase domain containing 13, Anti-bA153I24.2

[All](#)

[Photos](#) (5)

Product No.	Clonality	Application	Species Reactivity	Citations	SDS
<a href="#">HPA032144</a>	polyclonal	IHC	human		
<a href="#">HPA032143</a>	polyclonal	IF, IHC	human		



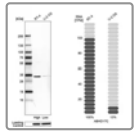
## Anti-ABHD17A antibody produced in rabbit



**AI Photos** (2)

**Synonym(s):** Anti-C19orf27, Anti-MGC5244, Anti-family with sequence similarity 108, member A1

Product No.	Clonality	Application	Species Reactivity	Citations	SDS
<b>HPA043270</b>	polyclonal	IHC	human		

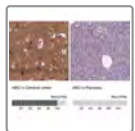


### Anti-ABHD17C antibody produced in rabbit

**Synonym(s):** Anti-family with sequence similarity 108, member C1

**All Photos** (3)

Product No.	Clonality	Application	Species Reactivity	Citations	SDS
<b>HPA048890</b>	polyclonal	IHC	human		



### Anti-ABI2 antibody produced in rabbit

**All Photos** (3)

Product No.	Clonality	Application	Species Reactivity	Citations	SDS
<b>HPA070567</b>	polyclonal	IHC	human		



### Anti-ABI3 antibody produced in rabbit

**Synonym(s):** Anti-ABI family, member 3, Anti-NESH, Anti-SSH3BP3

**All Photos** (6)

Product No.	Clonality	Application	Species Reactivity	Citations	SDS
<b>HPA017345</b>	polyclonal	IHC	human	1	



### Anti-ABI1 antibody produced in rabbit

**Synonym(s):** Anti-Abelson interactor 1, Anti-Abl-interactor protein 1, Anti-Nap1 binding protein NAP1BP, Anti-eps8 binding protein, Anti-interactor protein AbBP4, Anti-spectrin SH3 domain binding protein 1 SSH3BP1

**All Photos** (2)

Product No.	Clonality	Application	Species Reactivity	Citations	SDS
<b>A5106</b>	polyclonal	WB	human, canine (predicted), mouse (predicted), rat	16	

Product No.	Clonality	Application	Species Reactivity	Citations	SDS
-------------	-----------	-------------	--------------------	-----------	-----

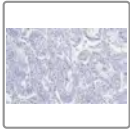


## Anti-ABRACL antibody produced in rabbit

**Synonym(s):** Anti-C6orf115, Anti-Costars, Anti-HSPC280, Anti-PRO2013

[All Photos](#) (6)

Product No.	Clonality	Application	Species Reactivity	Citations	SDS
<b>HPA030217</b>	polyclonal	IF, IHC	rat, human, mouse	2	

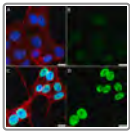


## Anti-Ac-α-Tubulin (Lys40) Antibody, clone 1L10, ZooMAb<sup>®</sup> Rabbit Monoclonal

**Synonym(s):** Alpha-tubulin 1, Testis-specific alpha-tubulin, Tubulin H2-alpha, Tubulin alpha-1 chain, Tubulin alpha-4A chain

[All Photos](#) (22)

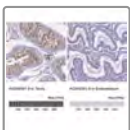
Product No.	Clonality	Application	Species Reactivity	Citations	SDS
<b>ZRB1316</b>	1L10, monoclonal recombinant monoclonal	ICC, IHC (p), WB	human, rat, porcine		



## Anti-Ac-Histone H3(Lys27) Antibody, clone 1H7 ZooMAb<sup>®</sup> Rabbit Monoclonal

[All Photos](#) (7)

Product No.	Clonality	Application	Species Reactivity	Citations	SDS
<b>ZRB2795</b>	recombinant monoclonal	ICC, WB, affinity binding assay, inhibition assay	human		




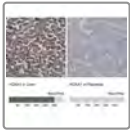
## Anti-AC004381.6 antibody produced in rabbit

**Synonym(s):** Anti-Putative RNA exonuclease NEF-sp

[All Photos](#) (10)

Product No.	Clonality	Application	Species Reactivity	Citations	SDS
<b>HPA040868</b>	polyclonal	IHC	human		



Product No.	Clonality	Application	Species Reactivity	Citations	SDS
<a href="#">HPA040755</a>	polyclonal	IF, IHC	human		




### Anti-ACAA1 antibody produced in rabbit

**Synonym(s):** Anti- $\beta$ -Ketothiolase antibody produced in rabbit, Anti-3-Ketoacyl-CoA thiolase, peroxisomal precursor antibody produced in rabbit, Anti-Acetyl-CoA acyltransferase antibody produced in rabbit, Anti-Peroxisomal 3-oxoacyl-CoA thiolase antibody produced in rabbit


[All Photos](#) (16)

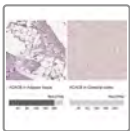
Product No.	Clonality	Application	Species Reactivity	Citations	SDS
<a href="#">HPA006764</a>	polyclonal	IF, IHC	rat, mouse, human	4	
<a href="#">HPA007244</a>	polyclonal	IF, IHC	human, rat, mouse	10	



### Anti-ACACA antibody produced in rabbit

[All Photos](#) (2)


Product No.	Clonality	Application	Species Reactivity	Citations	SDS
<a href="#">HPA036650</a>	polyclonal	IF	human		



### Anti-ACACB antibody produced in rabbit

**Synonym(s):** Anti-ACC-beta, Anti-Acetyl-CoA carboxylase 2

[All Photos](#) (6)


Product No.	Clonality	Application	Species Reactivity	Citations	SDS
<a href="#">HPA006554</a>	polyclonal	IHC	human	3	



### Anti-ACAD8 antibody produced in rabbit

**Synonym(s):** Anti-acyl-CoA dehydrogenase family, member 8

[All Photos](#) (7)

Product No.	Clonality	Application	Species Reactivity	Citations	SDS
<a href="#">HPA043903</a>	polyclonal	IHC	human	1	




### Anti-ACAD11 antibody produced in rabbit

**Synonym(s):** Anti-FLJ12592, Anti-acyl-CoA dehydrogenase family, member 11



## All Photos (5)



Product No.	Clonality	Application	Species Reactivity	Citations	SDS
<a href="#">HPA048317</a>	polyclonal	IHC	human		



## Anti-ACAD9 antibody produced in rabbit



**Synonym(s):** Anti-Acyl-CoA dehydrogenase family, member 9, Anti-MGC14452, Anti-NPD002

## All Photos (6)

Product No.	Clonality	Application	Species Reactivity	Citations	SDS
<a href="#">HPA046720</a>	polyclonal	IF	human		
<a href="#">HPA037716</a>	polyclonal	IF, IHC	human	1	

**All**  
**Photos** (9)

**Anti-ACAD10 Antibody, clone 3J20 ZooMAb<sup>®</sup> Rabbit**  
**Monoclonal**


Product No.	Clonality	Application	Species Reactivity	Citations	SDS
<b>ZRB1828</b>	3J20, monoclonal recombinant monoclonal	FACS, IHC (p), WB, affinity binding assay	rat, human		 

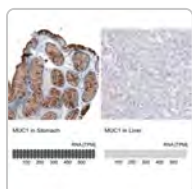


**Anti-ACADL antibody produced in rabbit**

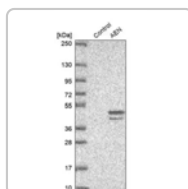
**Synonym(s):** Anti-LCAD, Anti-Long-chain specific acyl-CoA dehydrogenase, mitochondrial precursor

**All**  
**Photos** (7)

Product No.	Clonality	Application	Species Reactivity	Citations	SDS
<b>HPA011990</b>	polyclonal	IHC	mouse, rat, human	4	



Sigma-Aldrich  
**AMAB91533**  
 Monoclonal  
 Anti-MUC1...



Sigma-Aldrich  
**HPA048599**  
 Anti-AEN  
 antibody...



### Anti-ACADM antibody produced in rabbit

**Synonym(s):** Anti-MCAD, Anti-Medium-chain specific acyl-CoA dehydrogenase, mitochondrial, Anti-MCAD antibody produced in rabbit, Anti-Medium-chain specific acyl-CoA dehydrogenase, mitochondrial precursor antibody produced in rabbit

**All**  
**Photos** (13)

Product No.	Clonality	Application	Species Reactivity	Citations	SDS
<b>HPA026542</b>	polyclonal	IHC	human		
<b>HPA006198</b>	polyclonal	IF, IHC	human	3	

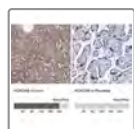


### Anti-ACADS antibody produced in rabbit

**Synonym(s):** Anti-Butyryl-CoA dehydrogenase, Anti-SCAD, Anti-Short-chain specific acyl-CoA dehydrogenase, mitochondrial

**All**  
**Photos** (9)

Product No.	Clonality	Application	Species Reactivity	Citations	SDS
<b>HPA022271</b>	polyclonal	IF, IHC	human	3	



### Anti-ACADSB antibody produced in rabbit

**Synonym(s):** Anti-ACAD7, Anti-SBCAD, Anti-acyl-CoA dehydrogenase, short/branched chain

**All**  
**Photos** (10)

Product No.	Clonality	Application	Species Reactivity	Citations	SDS
<b>HPA063555</b>	polyclonal	IF, IHC, WB	human		
<b>HPA041458</b>	polyclonal	IF, IHC	human	1	





## Anti-ACADVL antibody produced in rabbit

**Synonym(s):** Anti-VLCAD, Anti-Very long-chain specific acyl-CoA dehydrogenase, mitochondrial

**All**



**Photos** (16)

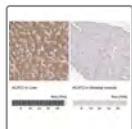
Product No.	Clonality	Application	Species Reactivity	Citations	SDS
<a href="#">HPA020595</a>	polyclonal	IHC	human	4	
<a href="#">HPA019006</a>	polyclonal	IF, IHC	rat, human, mouse	4	



## Anti-ACAN antibody produced in rabbit

**All Photos** (10)

Product No.	Clonality	Application	Species Reactivity	Citations	SDS
<a href="#">HPA038242</a>	polyclonal	IHC	human		
<a href="#">HPA038241</a>	polyclonal	IHC	human		






## Anti-ACAT2 antibody produced in rabbit

**Synonym(s):** Anti-Acetyl-CoA acetyltransferase, Anti-Acetyl-CoA transferase-like protein, Anti-Cytosolic acetoacetyl-CoA thiolase

**All**

**Photos** (21)



Product No.	Clonality	Application	Species Reactivity	Citations	SDS
<a href="#">HPA025811</a>	polyclonal	IHC	human	4	
<a href="#">HPA025765</a>	polyclonal	IHC	human	4	
<a href="#">HPA025736</a>	polyclonal	IF, IHC	human	5	

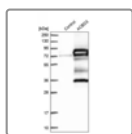


## Anti-ACAT1 antibody produced in rabbit

**Synonym(s):** ACAT, THIL

**All Photos** (17)


Product No.	Clonality	Application	Species Reactivity	Citations	SDS
<a href="#">HPA007569</a>	polyclonal	IF, IHC	human	4	
<a href="#">HPA004428</a>	polyclonal	IF, IHC	mouse, human, rat	11	



### Anti-ACBD3 antibody produced in rabbit

**Synonym(s):** Anti-Acyl-CoA-binding domain-containing protein 3, Anti-GOCAP1, Anti-GOLPH1, Anti-Golgi complex-associated protein 1, Anti-Golgi phosphoprotein 1, Anti-Golgi resident protein GCP60, Anti-PBR- and PKA-associated protein 7, Anti-Peripheral benzodiazepine receptor-associated protein PAP7

[All Photos](#) (4)



Product No.	Clonality	Application	Species Reactivity	Citations	SDS
<a href="#">HPA015594</a>	polyclonal	IF, IHC	human	10	

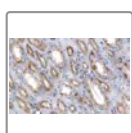


### Anti-ACBD5 antibody produced in rabbit

**Synonym(s):** Anti-Acyl-CoA-binding domain-containing protein 5



[All Photos](#) (16)


Product No.	Clonality	Application	Species Reactivity	Citations	SDS
<a href="#">HPA011861</a>	polyclonal	IF, IHC, WB	human	3	
<a href="#">HPA012145</a>	polyclonal	IF, IHC	human	11	



### Anti-ACC1 Antibody, clone 1J8 ZooMAb<sup>®</sup> Rabbit Monoclonal

[All Photos](#) (11)


Product No.	Clonality	Application	Species Reactivity	Citations	SDS
<a href="#">ZRB1484</a>	1J8, recombinant monoclonal	IHC (p), WB, affinity binding assay	human, mouse		 



### Anti-ACCS antibody produced in rabbit

**Synonym(s):** Anti-1-aminocyclopropane-1-carboxylate synthase-like protein 1

[All Photos](#) (2)


Product No.	Clonality	Application	Species Reactivity	Citations	SDS
<b>HPA021654</b>	polyclonal	IHC	human	2	



### Anti-ACE antibody produced in rabbit

**Synonym(s):** Anti-ACE1, Anti-Angiotensin I converting enzyme (peptidyl-dipeptidase A) 1, Anti-CD143, Anti-DCP1

**All Photos** (6)


Product No.	Clonality	Application	Species Reactivity	Citations	SDS
<b>HPA029298</b>	polyclonal	IHC	human	3	



### Anti-ACE2 antibody produced in rabbit

**Synonym(s):** Anti-ACE-related carboxypeptidase antibody produced in rabbit, Anti-ACEH antibody produced in rabbit, Anti-Angiotensin-converting enzyme 2 precursor antibody produced in rabbit, Anti-Angiotensin-converting enzyme homolog antibody produced in rabbit



**All Photos** (6)

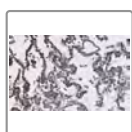
Product No.	Clonality	Application	Species Reactivity	Citations	SDS
<b>HPA000288</b>	polyclonal	IHC	human	33	



### Anti-ACE2-cytoplasmic Antibody, clone 1C17 ZooMAb<sup>®</sup> Rabbit Monoclonal



**All Photos** (14)

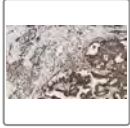
Product No.	Clonality	Application	Species Reactivity	Citations	SDS
<b>ZRB1632</b>	1C17, recombinant monoclonal	ICC, IHC (p), WB, affinity binding assay	human		 



### Anti-ACE2-extracellular Antibody, clone 1F21 ZooMAb<sup>®</sup> Rabbit Monoclonal



**All Photos** (14)

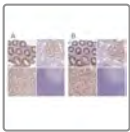
Product No.	Clonality	Application	Species Reactivity	Citations	SDS
<b>ZRB1631</b>	1F21, recombinant monoclonal	ICC, IHC (p), WB, affinity binding assay	human, mouse		 



### Anti-Acetyl Histone H3 (Lys9 and 14) Antibody, clone 5H20, ZooMAb<sup>®</sup> Rabbit Monoclonal

**All**  
**Photos** (14)


Product No.	Clonality	Application	Species Reactivity	Citations	SDS
<b>ZRB06599</b>	5H20, recombinant monoclonal monoclonal	ICC, IHC (p), WB, inhibition assay	human	1	 

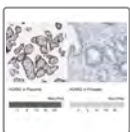


### Anti-A1CF antibody produced in rabbit

**Synonym(s):** Anti-ACF, Anti-ACF64, Anti-ACF65, Anti-APOBEC1 complementation factor, Anti-APOBEC1CF, Anti-ASP

**All**  
**Photos** (6)


Product No.	Clonality	Application	Species Reactivity	Citations	SDS
<b>HPA037779</b>	polyclonal	IHC	human		

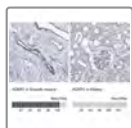


### Anti-ACKR2 antibody produced in rabbit

**Synonym(s):** Anti-C-C chemokine receptor D6, Anti-CCBP2, Anti-Chemokine receptor CCR-10, Anti-Chemokine receptor CCR-9, Anti-Chemokine-binding protein 2, Anti-Chemokine-binding protein D6

**All**  
**Photos** (3)

Product No.	Clonality	Application	Species Reactivity	Citations	SDS
<b>HPA013819</b>	polyclonal	IHC	human	6	



## Anti-ACKR1 antibody produced in rabbit

[All Photos](#) (6)

Product No.	Clonality	Application	Species Reactivity	Citations	SDS
<a href="#">HPA017672</a>	polyclonal	IHC	human		
<a href="#">HPA016421</a>	polyclonal	IHC	human	1	



## Anti-ACLY antibody produced in rabbit

**Synonym(s):** Anti-ACL, Anti-ATP citrate lyase, Anti-ATPCL, Anti-CLATP, Anti-ATP-citrate (pro-S-, Anti-ATP-citrate synthase, Anti-Citrate cleavage enzyme

[All Photos](#) (34)

Product No.	Clonality	Application	Species Reactivity	Citations	SDS
<a href="#">HPA028758</a>	polyclonal	IHC	human, rat, mouse	1	
<a href="#">HPA022434</a>	polyclonal	IF, IHC	human, rat, mouse	5	
<a href="#">HPA022959</a>	polyclonal	IHC	mouse, rat, human	2	
<a href="#">HPA022953</a>	polyclonal	IF, IHC	rat, mouse, human	2	



## Anti-ACLY Antibody, clone 1B16 ZooMAb<sup>®</sup> Rabbit Monoclonal

[All Photos](#) (11)

Product No.	Clonality	Application	Species Reactivity	Citations	SDS
<a href="#">ZRB1996</a>	1B16, recombinant monoclonal	ICC, IHC, WB, affinity binding assay	rat, mouse, human		



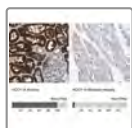


## Anti-ACMSD antibody produced in rabbit

**Synonym(s):** Anti-2-amino-3-carboxymuconate-6-semialdehyde decarboxylase

[All Photos](#) (8)

Product No.	Clonality	Application	Species Reactivity	Citations	SDS
<a href="#">HPA010533</a>	polyclonal	IHC	human	4	
<a href="#">HPA011179</a>	polyclonal	IHC	human	4	

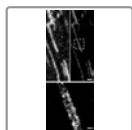


## Anti-ACO1 antibody produced in rabbit

**Synonym(s):** Anti-Aconitase, Anti-Citrate hydro-lyase, Anti-Cytoplasmic aconitate hydratase, Anti-IRE-BP 1, Anti-IRP1, Anti-Iron-responsive element-binding protein 1

[All Photos](#) (6)

Product No.	Clonality	Application	Species Reactivity	Citations	SDS
<a href="#">HPA019371</a>	polyclonal	IF, IHC	mouse, human, rat	9	

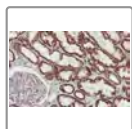


## Anti-ACO2 antibody produced in rabbit

**Synonym(s):** Anti-Aconitase antibody produced in rabbit, Anti-Aconitate hydratase, mitochondrial precursor antibody produced in rabbit, Anti-Citrate hydro-lyase antibody produced in rabbit

[All Photos](#) (9)

Product No.	Clonality	Application	Species Reactivity	Citations	SDS
<a href="#">HPA001097</a>	polyclonal	IF, IHC	rat, mouse, human	12	



## Anti-Aconitase 2/ACO2 Antibody, clone 1D15 ZooMAb<sup>®</sup> Rabbit Monoclonal

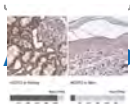
[All Photos](#) (12)

Product No.	Clonality	Application	Species Reactivity	Citations	SDS
<a href="#">ZRB1807</a>	1D15, recombinant monoclonal	ICC, IHC (p), WB	mouse, rat, human		



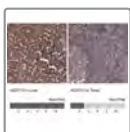
## Anti-ACOT2

**Synonym(s):** Mte1, ZAP128



[Photos](#) (4)

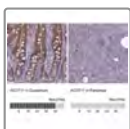
Product No.	Clonality	Application	Species Reactivity	Citations	SDS
<a href="#">HPA060170</a>	polyclonal	IHC, WB	human		



### Anti-ACOT13 antibody produced in rabbit

[All Photos](#) (4)

Product No.	Clonality	Application	Species Reactivity	Citations	SDS
<a href="#">HPA057134</a>	polyclonal	IF, IHC, WB	human		





### Anti-ACOT11 antibody produced in rabbit

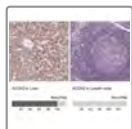
[All Photos](#) (5)

Product No.	Clonality	Application	Species Reactivity	Citations	SDS
<a href="#">HPA041047</a>	polyclonal	IF, IHC	human		

## All **Anti-ACOT7 antibody produced in rabbit**



**Photos** (15) **Synonym(s):** Anti-Acyl-CoA thioesterase 7, Anti-CTE-II, Anti-CTE-IIa, Anti-Cytosolic acyl coenzyme A thioester hydrolase, Anti-Long chain acyl-CoA thioester hydrolase

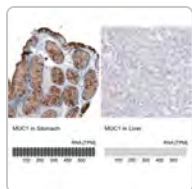
Product No.	Clonality	Application	Species Reactivity	Citations	SDS
<b>HPA025762</b>	polyclonal	IHC	human	6	
<b>HPA025735</b>	polyclonal	IF, IHC	human	6	



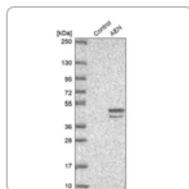
## **Anti-ACOX2 antibody produced in rabbit**

**All Photos** (15)

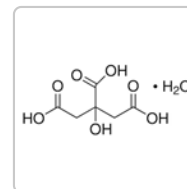
Product No.	Clonality	Application	Species Reactivity	Citations	SDS
<b>HPA038280</b>	polyclonal	IHC	human	2	
<b>HPA064845</b>	polyclonal	IF, IHC	human	6	



Sigma-Aldrich  
**AMAB91533**  
Monoclonal  
Anti-MUC1...



Sigma-Aldrich  
**HPA048599**  
Anti-AEN  
antibody...



Sigma-Aldric  
**C7129**  
Citric acid  
monohyd

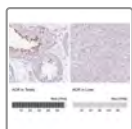


### Anti-ACPP antibody produced in rabbit

**Synonym(s):** Anti-ACP-3, Anti-ACP3, Anti-Prostatic acid phosphatase precursor antibody produced in rabbit

**All Photos** (7)

Product No.	Clonality	Application	Species Reactivity	Citations	SDS
<b>HPA063916</b>	polyclonal	IHC	human		
<b>HPA004335</b>	polyclonal	IHC	human	4	

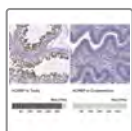


### Anti-ACR antibody produced in rabbit

**Synonym(s):** Anti-acrosin

**All Photos** (5)

Product No.	Clonality	Application	Species Reactivity	Citations	SDS
<b>HPA048687</b>	polyclonal	IHC	human	2	



### Anti-ACRBP antibody produced in rabbit

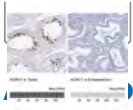
**Synonym(s):** Anti-Acrosin binding protein, Anti-CT23, Anti-OY-TES-1, Anti-SP32

**All Photos** (9)

Product No.	Clonality	Application	Species Reactivity	Citations	SDS
<b>HPA039081</b>	polyclonal	IHC	human		
<b>HPA039082</b>	polyclonal	IF, IHC	human		



### Anti-ACRV1 antibody produced in rabbit



**Synonym(s):** Anti-Acrosomal vesicle protein 1, Anti-D11S4365, Anti-SP-10, Anti-SPACA2

**Photos** (16)

Product No.	Clonality	Application	Species Reactivity	Citations	SDS
<b>HPA038719</b>	polyclonal	IHC	human	1	
<b>HPA038718</b>	polyclonal	IHC	human		




### Anti-ACSBG2 antibody produced in rabbit

**Synonym(s):** Anti-BGR, Anti-DKFZp434K1635, Anti-PRTD-NY3, Anti-Acyl-coa synthetase bubblegum family member 2, Anti-Bgr, Anti-Dkfzp434k1635, Anti-Prtd-ny3

**All Photos** (7)

Product No.	Clonality	Application	Species Reactivity	Citations	SDS
<b>HPA051013</b>	polyclonal	IHC	human		
<b>HPA043421</b>	polyclonal	IF, IHC	human		



### Anti-ACSBG1 antibody produced in rabbit

**Synonym(s):** Anti-BG1, Anti-BGM, Anti-FLJ30320, Anti-MGC14352, Anti-hBG1, Anti-hsBG

**All Photos** (4)

Product No.	Clonality	Application	Species Reactivity	Citations	SDS
<b>HPA041642</b>	polyclonal	IHC, WB	human		
<b>HPA058869</b>	polyclonal	IF, WB	human		



### Anti-ACSF2 antibody produced in rabbit

**Synonym(s):** Anti-ACSMW, Anti-FLJ20920, Anti-acyl-CoA synthetase family member 2

**All Photos** (5)



Product No.	Clonality	Application	Species Reactivity	Citations	SDS
<b>HPA024693</b>	polyclonal	IF, IHC	human		

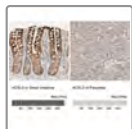


### Anti-ACSL1 antibody produced in rabbit

**Synonym(s):** Anti-ACS1, Anti-Acyl- CoA synthetase 1, Anti-LACS 1, Anti-LACS 2, Anti-Long-chain acyl-CoA synthetase 1, Anti-Long-chain acyl-CoA synthetase 2, Anti-Long-chain fatty acid-CoA

**All Photos** (18) [ligase 2](#), [Anti-Long-chain-fatty-acid--CoA ligase 1](#), [Anti-Palmitoyl-CoA ligase 1](#), [Anti-Palmitoyl-CoA ligase 2](#)


Product No.	Clonality	Application	Species Reactivity	Citations	SDS
<a href="#">HPA011964</a>	polyclonal	IF, IHC	human	1	
<a href="#">HPA011316</a>	polyclonal	IF, IHC	human	4	




### Anti-ACSL5 antibody produced in rabbit

**Synonym(s):** Anti-ACS2, Anti-ACS5, Anti-FACL5

**All Photos** (6)


Product No.	Clonality	Application	Species Reactivity	Citations	SDS
<a href="#">HPA007162</a>	polyclonal	IF, IHC	human		

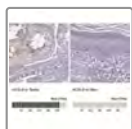


### Anti-ACSL3 antibody produced in rabbit

**Synonym(s):** Anti-LACS 3, Anti-Long-chain acyl-CoA synthetase 3, Anti-Long-chain-fatty-acid--CoA ligase 3

**All Photos** (5)


Product No.	Clonality	Application	Species Reactivity	Citations	SDS
<a href="#">HPA011315</a>	polyclonal	IHC	human	3	

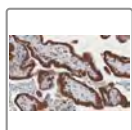


### Anti-ACSL6 antibody produced in rabbit

**Synonym(s):** Anti-Acs2, Anti-Acyl-coa synthetase long-chain family member 6, Anti-Facl6, Anti-Kiaa0837, Anti-Lacs2, Anti-Lacs5



**All Photos** (3)

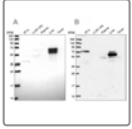
Product No.	Clonality	Application	Species Reactivity	Citations	SDS
<a href="#">HPA040470</a>	polyclonal	IHC	human	2	



### Anti-ACSL3 Antibody, clone 1118 ZooMAb<sup>®</sup> Rabbit Monoclonal


**All Photos** (11)

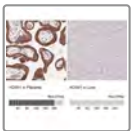
Product No.	Clonality	Application	Species Reactivity	Citations	SDS
<b>ZRB2173</b>	1118, recombinant monoclonal	ICC, IHC, WB, affinity binding assay	rat, human, mouse	 	



### Anti-ACSS3 antibody produced in rabbit

[All Photos](#) (2)



Product No.	Clonality	Application	Species Reactivity	Citations	SDS
<b>HPA047956</b>	polyclonal	IHC	human		

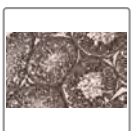


### Anti-ACSS1 antibody produced in rabbit

**Synonym(s):** Anti-ACAS2L, Anti-AceCS2L, Anti-MGC33843, Anti-acyl-CoA synthetase short-chain family member 1, Anti-dJ568C11.3

[All Photos](#) (12)



Product No.	Clonality	Application	Species Reactivity	Citations	SDS
<b>HPA041014</b>	polyclonal	IHC	human	2	
<b>HPA043228</b>	polyclonal	IHC	human	3	




### Anti-Actin Antibody, clone C4 ZooMAb<sup>®</sup> Mouse Monoclonal

**Synonym(s):** Smooth muscle actin


[All Photos](#) (10)


Product No.	Clonality	Application	Species Reactivity	Citations	SDS
<b>ZMS1004</b>	C4, recombinant monoclonal monoclonal	IF, IHC (p), WB	mouse, rat, human	 	



### Anti-Actin, N-terminal antibody produced in rabbit

[All Photos](#) (7)


Product No.	Clonality	Application	Species Reactivity	Citations	SDS
<b>A2103</b>	polyclonal	ICC, IF, IHC (p), WB	frog, rat, mouse, chicken, human	215	

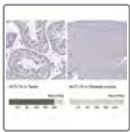


### Anti-ACTL8 antibody produced in rabbit

**Synonym(s):** Anti-Actin-like protein 8, Anti-CT57, Anti-Cancer/testis antigen 57

[All Photos](#) (2)


Product No.	Clonality	Application	Species Reactivity	Citations	SDS
<b>HPA027176</b>	polyclonal	IF, IHC (p), WB	human		



### Anti-ACTL7A antibody produced in rabbit

**Synonym(s):** Anti-Actin-like protein 7A

[All Photos](#) (5)



Product No.	Clonality	Application	Species Reactivity	Citations	SDS
<b>HPA021624</b>	polyclonal	IHC	human	1	

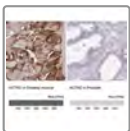


### Anti-ACTL7B antibody produced in rabbit

**Synonym(s):** Anti-Actin-like protein 7B

[All Photos](#) (14)


Product No.	Clonality	Application	Species Reactivity	Citations	SDS
<b>HPA024664</b>	polyclonal	IHC	human	3	
<b>HPA021803</b>	polyclonal	IHC	human	3	



### Anti-ACTN2 antibody produced in rabbit

**Synonym(s):** Anti-Alpha-actinin skeletal muscle isoform 2, Anti-Alpha-actinin-2, Anti-F-actin cross-linking protein

[All Photos](#) (3)

Product No.	Clonality	Application	Species Reactivity	Citations	SDS
<b>HPA008315</b>	polyclonal	IHC	human	6	



### Anti-ACTN1 antibody produced in rabbit






**Synonym(s):** Anti- $\alpha$ -Actinin cytoskeletal isoform antibody produced in rabbit, Anti- $\alpha$ -Actinin-1 antibody produced in rabbit, Anti-F-actin cross-linking protein antibody produced in rabbit, Anti-Non-muscle  $\alpha$ -actinin-1 antibody produced in rabbit

[Photos](#) (5)

Product No.	Clonality	Application	Species Reactivity	Citations	SDS
<a href="#">HPA006035</a>	polyclonal	IHC	human, rat, mouse	4	



### Anti-ACTN4 antibody produced in rabbit

**Synonym(s):** Anti- $\alpha$ -Actinin-4 antibody produced in rabbit, Anti-F-actin cross-linking protein antibody produced in rabbit, Anti-Non-muscle  $\alpha$ -actinin 4 antibody produced in rabbit

[All Photos](#) (4)

Product No.	Clonality	Application	Species Reactivity	Citations	SDS
<a href="#">HPA001873</a>	polyclonal	IF, IHC	mouse, human, rat	10	




### Anti-ACTRT2 antibody produced in rabbit

**Synonym(s):** Anti-ARP-T2, Anti-Actin-related protein M2, Anti-Actin-related protein T2

[All Photos](#) (15)

Product No.	Clonality	Application	Species Reactivity	Citations	SDS
<a href="#">HPA006480</a>	polyclonal	IHC	human	3	
<a href="#">HPA025079</a>	polyclonal	IHC	human	3	



### Anti-ACVR2B antibody produced in rabbit

**Synonym(s):** ActR-IIB

[All Photos](#) (5)



Product No.	Clonality	Application	Species Reactivity	Citations	SDS
<a href="#">HPA040384</a>	polyclonal	IHC, WB	human		




### Anti-ACY3 antibody produced in rabbit

**Synonym(s):** Anti-ACY-3, Anti-Aspartoacylase (aminocyclase) 3, Anti-HCBP1, Anti-MGC9740

[All Photos](#) (12)


Product No.	Clonality	Application	Species Reactivity	Citations	SDS
<a href="#">HPA048187</a>	polyclonal	IHC	human		
<a href="#">HPA039219</a>	polyclonal	IHC	human		

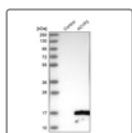


### Anti-ACYP1 antibody produced in rabbit

**Synonym(s):** Anti-Acylphosphatase 1, erythrocyte (common) type

[All Photos](#) (3)


Product No.	Clonality	Application	Species Reactivity	Citations	SDS
<a href="#">HPA034944</a>	polyclonal	IF, IHC	human		



### Anti-ACYP2 antibody produced in rabbit

**Synonym(s):** Anti-Acylphosphatase 2, muscle type

[All Photos](#) (3)



Product No.	Clonality	Application	Species Reactivity	Citations	SDS
<a href="#">HPA035301</a>	polyclonal	IF, IHC	human		




### Anti-ADA antibody produced in rabbit

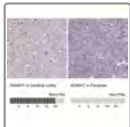
**Synonym(s):** Anti-Adenosine aminohydrolase, Anti-Adenosine deaminase, Anti-Adenosine aminohydrolase antibody produced in rabbit, Anti-Adenosine deaminase antibody produced in rabbit

[All Photos](#) (16)

Product No.	Clonality	Application	Species Reactivity	Citations	SDS
<a href="#">HPA023884</a>	polyclonal	IHC	human	3	
<a href="#">HPA001399</a>	polyclonal	IHC	human	7	

## All Photos (3) **Anti-ADAD2 antibody produced in rabbit**


Product No.	Clonality	Application	Species Reactivity	Citations	SDS
<b>HPA079443</b>	polyclonal	IF, IHC	human		

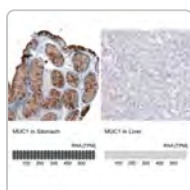


### **Anti-ADAM11**

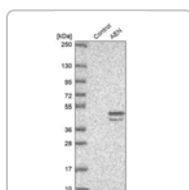
**Synonym(s):** MDC

## All Photos (3)

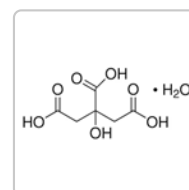
Product No.	Clonality	Application	Species Reactivity	Citations	SDS
<b>HPA074550</b>	polyclonal	IHC	human		



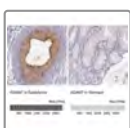
Sigma-Aldrich  
**AMAB91533**  
Monoclonal  
Anti-MUC1...



Sigma-Aldrich  
**HPA048599**  
Anti-AEN  
antibody...




Sigma-Aldric  
**C7129**  
Citric acid  
monohydrate



### **Anti-ADAM7 antibody produced in rabbit**

**Synonym(s):** Anti-ADAM metallopeptidase domain 7, Anti-EAPI, Anti-GP-83

## All Photos (3)




Product No.	Clonality	Application	Species Reactivity	Citations	SDS
<a href="#">HPA008879</a>	polyclonal	IHC	human	4	

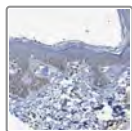


### Anti-ADAM12 antibody produced in rabbit

**Synonym(s):** Anti-MCMPMitna, Anti-MLTN, Anti-ADAM metalloproteinase domain 12, Anti-ERBB, Anti-ERBB1

## All Photos (12)


Product No.	Clonality	Application	Species Reactivity	Citations	SDS
<a href="#">HPA030866</a>	polyclonal	IHC	human		
<a href="#">HPA030867</a>	polyclonal	IF, IHC	human	7	
<a href="#">HPA030868</a>	polyclonal	IHC	human		




### Anti-ADAM15 antibody produced in rabbit

**Synonym(s):** Anti-A disintegrin and metalloproteinase domain 15, Anti-ADAM 15 precursor, Anti-MDC-15, Anti-Metalloprotease RGD disintegrin protein, Anti-Metalloproteinase-like, disintegrin-like, and cysteine- rich protein 15, Anti-Metargidin

## All Photos (2)


Product No.	Clonality	Application	Species Reactivity	Citations	SDS
<a href="#">HPA011633</a>	polyclonal	IHC	human	3	



### Anti-ADAM30 antibody produced in rabbit

**Synonym(s):** Anti-A disintegrin and metalloproteinase domain 30, Anti-ADAM 30

## All Photos (2)



Product No.	Clonality	Application	Species Reactivity	Citations	SDS
<a href="#">HPA026080</a>	polyclonal	IHC	human	3	



### Anti-ADAM2 antibody produced in rabbit

**Synonym(s):** Anti-ADAM 2, Anti-CT15, Anti-Cancer/testis antigen 15, Anti-Disintegrin and metalloproteinase domain-containing protein 2, Anti-Fertilin subunit beta, Anti-PH-30, Anti-PH30, Anti-PH30-beta

## All Photos (8)


Product No.	Clonality	Application	Species Reactivity	Citations	SDS
<a href="#">HPA024621</a>	polyclonal	IHC	human	4	
<a href="#">HPA026581</a>	polyclonal	IHC	human	6	



### Anti-ADAM32 antibody produced in rabbit

**Synonym(s):** Anti-Adam metallopeptidase domain 32


[All Photos](#) (4)

Product No.	Clonality	Application	Species Reactivity	Citations	SDS
<a href="#">HPA044156</a>	polyclonal	IHC	human		



### Anti-ADAM20 antibody produced in rabbit


[All Photos](#) (3)


Product No.	Clonality	Application	Species Reactivity	Citations	SDS
<a href="#">HPA059377</a>	polyclonal	IHC	human		



### Anti-ADAM28 antibody produced in rabbit



[All Photos](#) (4)

Product No.	Clonality	Application	Species Reactivity	Citations	SDS
<a href="#">HPA074034</a>	polyclonal	IF, IHC	human		

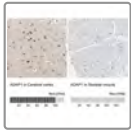


### Anti-ADAM10 Antibody, clone 1F3 ZooMAb<sup>®</sup> Rabbit Monoclonal

[All Photos](#) (14)

Product No.	Clonality	Application	Species Reactivity	Citations	SDS
<a href="#">ZRB2367</a>	1F3, recombinant monoclonal	ICC, IHC (p), WB, affinity	mouse, human		 

Product No.	Clonality	Application	Species Reactivity	Citations	SDS
		binding assay			

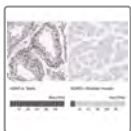


### Anti-ADAP1 antibody produced in rabbit

**Synonym(s):** Anti-Arf-GAP with dual PH domain-containing protein 1, Anti-CENTA1, Anti-Centaurin- $\alpha$ -1, Anti-Putative MAPK-activating protein PM25, CENTA1, GCS1L

All  
Photos (11)

Product No.	Clonality	Application	Species Reactivity	Citations	SDS
<b>HPA012049</b>	polyclonal	IHC	human	3	
<b>HPA007033</b>	polyclonal	IF, IHC	human	2	



### Anti-ADAR antibody produced in rabbit

**Synonym(s):** Anti-ADAR1, Anti-G1P1, Anti-IFI4, Anti-136 kDa double-stranded RNA-binding protein antibody produced in rabbit, Anti-DRADA antibody produced in rabbit, Anti-Double-stranded RNA-specific adenosine deaminase antibody produced in rabbit, Anti-IFI-4 protein antibody produced in rabbit, Anti-Interferon-inducible protein 4 antibody produced in rabbit, Anti-K88DSRBP antibody produced in rabbit, Anti-P136 antibody produced in rabbit

All  
Photos (15)

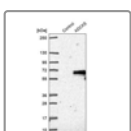
Product No.	Clonality	Application	Species Reactivity	Citations	SDS
<b>HPA051519</b>	polyclonal	IF, IHC	human		
<b>HPA003890</b>	polyclonal	IF, IHC	human	10	



### Anti-ADAR1 Antibody, clone 114-H1 ZooMAb<sup>®</sup> Rabbit Monoclonal

All  
Photos (11)


Product No.	Clonality	Application	Species Reactivity	Citations	SDS
<b>ZRB1814</b>	114-H1, recombinant monoclonal	ICC, IHC (p), WB, affinity binding assay	human, rat		



### Anti-ADCK5 antibody produced in rabbit

**Synonym(s):** Anti-FLJ35454, Anti-PCHC1, Anti-QCR6, Anti-aarF domain containing kinase 5

## All Photos (3)


Product No.	Clonality	Application	Species Reactivity	Citations	SDS
<a href="#">HPA028679</a>	polyclonal	IF, IHC	human	2	



### Anti-ADCYAP1R1 antibody produced in rabbit

**Synonym(s):** Anti-PAC1, Anti-PAC1R, Anti-PACAPR, Anti-adenylate cyclase activating polypeptide 1 (pituitary) receptor type I

## All Photos (5)


Product No.	Clonality	Application	Species Reactivity	Citations	SDS
<a href="#">HPA049877</a>	polyclonal	IF, IHC	human	1	

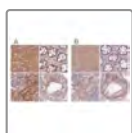


### Anti-ADD2 antibody produced in rabbit

**Synonym(s):** Anti-ADDB



## All Photos (4)


Product No.	Clonality	Application	Species Reactivity	Citations	SDS
<a href="#">HPA034509</a>	polyclonal	IHC	human		



### Anti-ADD1 antibody produced in rabbit



## All Photos (11)

Product No.	Clonality	Application	Species Reactivity	Citations	SDS
<a href="#">HPA035874</a>	polyclonal	IHC	human		
<a href="#">HPA035873</a>	polyclonal	IF, IHC	human		

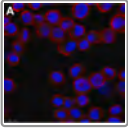


### Anti-Adenovirus Antibody, clone 20/11 ZooMAb<sup>®</sup> Mouse Monoclonal

## All Photos (13)



Product No.	Clonality	Application	Species Reactivity	Citations	SDS
<a href="#">ZMS1110</a>	20/11, recombinant	FACS, ICC,	adenovirus-infected cells		 

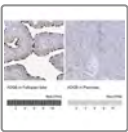
Product No.	Clonality	Application	Species Reactivity	Citations	SDS
	monoclonal	IHC (p)			



**Anti-Adenovirus Hexon Antibody, clone 7/48.7c**  
**ZooMAb<sup>®</sup> Mouse Monoclonal**

**All Photos** (9)


Product No.	Clonality	Application	Species Reactivity	Citations	SDS
<b>ZMS1040</b>	7/48.7c, recombinant monoclonal	FACS, ICC, WB	virus		 

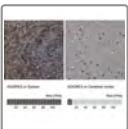


**Anti-ADGB antibody produced in rabbit**

**Synonym(s):** Anti-C6orf103, Anti-FLJ23121, Anti-dJ408K24.1

**All Photos** (6)


Product No.	Clonality	Application	Species Reactivity	Citations	SDS
<b>HPA036340</b>	polyclonal	IHC	human	2	



**Anti-ADGRE5 antibody produced in rabbit**

**Synonym(s):** Anti-CD97, Anti-TM7LN1


**All Photos** (3)

Product No.	Clonality	Application	Species Reactivity	Citations	SDS
<b>HPA013707</b>	polyclonal	IHC	human	2	



**Anti-ADGRF4 antibody produced in rabbit**

**All Photos** (5)

Product No.	Clonality	Application	Species Reactivity	Citations	SDS
<b>HPA007131</b>	polyclonal	IHC	human		



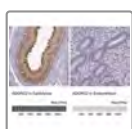


## Anti-ADGRG5 antibody produced in rabbit

**Synonym(s):** Anti-GPR114, Anti-PGR27

[All Photos](#) (4)

Product No.	Clonality	Application	Species Reactivity	Citations	SDS
<a href="#">HPA007133</a>	polyclonal	IF, IHC	human	3	



## Anti-ADGRG2 antibody produced in rabbit

**Synonym(s):** Anti-EDDM6, Anti-GPR64, Anti-HE6, Anti-TM7LN2

[All Photos](#) (13)

Product No.	Clonality	Application	Species Reactivity	Citations	SDS
<a href="#">HPA001478</a>	polyclonal	IHC	human	2	
<a href="#">HPA050029</a>	polyclonal	IHC	human		

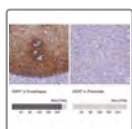


## Anti-ADH6

**Synonym(s):** ADH-5

[All Photos](#) (16)

Product No.	Clonality	Application	Species Reactivity	Citations	SDS
<a href="#">HPA069081</a>	polyclonal	IHC, WB	human		
<a href="#">HPA067946</a>	polyclonal	IHC, WB	human		

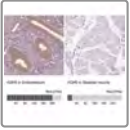


## Anti-ADH7 antibody produced in rabbit

**Synonym(s):** Anti-Adh-4, Anti-Alcohol dehydrogenase 7 (class iv), mu or sigma polypeptide


[All Photos](#) (7)

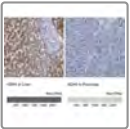
Product No.	Clonality	Application	Species Reactivity	Citations	SDS
<a href="#">HPA039695</a>	polyclonal	IHC	rat, mouse, human	2	



## Anti-ADH5 antibody produced in rabbit

[All Photos](#) (6)


Product No.	Clonality	Application	Species Reactivity	Citations	SDS
<a href="#">HPA061919</a>	polyclonal	IHC	human		

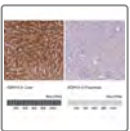


## Anti-ADH4 antibody produced in rabbit

**Synonym(s):** Anti-Alcohol dehydrogenase 4, Anti-Alcohol dehydrogenase class II pi chain


[All Photos](#) (4)

Product No.	Clonality	Application	Species Reactivity	Citations	SDS
<a href="#">HPA020525</a>	polyclonal	IHC	human	1	



## Anti-ADH1A antibody produced in rabbit

[All Photos](#) (5)

Product No.	Clonality	Application	Species Reactivity	Citations	SDS
<a href="#">HPA047814</a>	polyclonal	IF, IHC	human	1	


**All**

## Anti-ADHFE1 antibody produced in rabbit

**Photos**

(5)

**Synonym(s):** Anti-ADHFe1, Anti-Alcohol dehydrogenase iron-containing protein 1, Anti-Iron-containing alcohol dehydrogenase, Anti-HOT, Anti-Hydroxyacid-oxoacid transhydrogenase, mitochondrial

Product No.	Clonality	Application	Species Reactivity	Citations	SDS
<b>HPA023062</b>	polyclonal	IF, IHC	human	2	






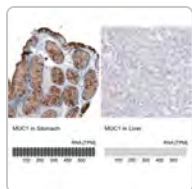
## Anti-Adiponectin Antibody, clone 1D19 ZooMAb<sup>®</sup> Rabbit Monoclonal

**Synonym(s):** Anti-Mucin-2 Antibody, clone 2C8 ZooMAb<sup>®</sup> Rabbit Monoclonal

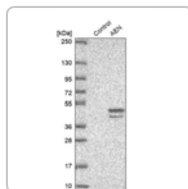
**All**

**Photos** (8)

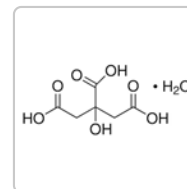
Product No.	Clonality	Application	Species Reactivity	Citations	SDS
<b>ZRB2688</b>	1D19, recombinant monoclonal	IF, IHC, WB, affinity binding assay	human		  



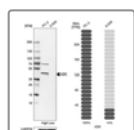
Sigma-Aldrich  
**AMAB91533**  
Monoclonal  
Anti-MUC1...



Sigma-Aldrich  
**HPA048599**  
Anti-AEN  
antibody...



Sigma-Aldric  
**C7129**  
Citric acid  
monohydrate

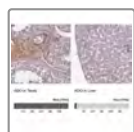


### Anti-ADK antibody produced in rabbit

**Synonym(s):** Anti-AK, Anti-Adenosine kinase

[All Photos](#) (4)

Product No.	Clonality	Application	Species Reactivity	Citations	SDS
<b>HPA038409</b>	polyclonal	IF, IHC	human, mouse, rat	1	




### Anti-ADO antibody produced in rabbit

**Synonym(s):** Anti-2-aminoethanethiol (cysteamine) dioxygenase, Anti-C10orf22, Anti-Flj14547

[All Photos](#) (5)

Product No.	Clonality	Application	Species Reactivity	Citations	SDS
<b>HPA040437</b>	polyclonal	IHC	human		




### Anti-ADORA2A

**Synonym(s):** ADORA2, RDC8

[All Photos](#) (6)



Product No.	Clonality	Application	Species Reactivity	Citations	SDS
<b>HPA075997</b>	polyclonal	IHC	human		

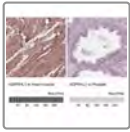


### Anti-ADPRHL2 antibody produced in rabbit

**Synonym(s):** Anti-ADP-ribose, Anti-ADP-ribosylhydrolase 3, Anti-Poly recombinant protein, Anti-[Protein ADP-ribosylarginine] hydrolase-like protein 2, Anti-ADP-ribosylhydrolase like 2, Anti-ARH3, Anti-FLJ20446

[All Photos](#) (12)



Product No.	Clonality	Application	Species Reactivity	Citations	SDS
<a href="#">HPA027141</a>	polyclonal	IF, IHC	human	1	
<a href="#">HPA027104</a>	polyclonal	IF, IHC	rat, mouse, human	1	




### Anti-ADPRHL1 antibody produced in rabbit

**Synonym(s):** Anti-ARH2

[All Photos](#) (8)



Product No.	Clonality	Application	Species Reactivity	Citations	SDS
<a href="#">HPA072123</a>	polyclonal	IF, IHC	human		
<a href="#">HPA066478</a>	polyclonal	IF, IHC	human		

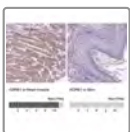


### Anti-ADPRM antibody produced in rabbit

**Synonym(s):** Anti-ADPRibase-Mn, Anti-C17orf48, Anti-CDP-choline phosphohydrolase, Anti-Magnesium-dependent ADP-ribose/CDP-alcohol diphosphatase

[All Photos](#) (4)


Product No.	Clonality	Application	Species Reactivity	Citations	SDS
<a href="#">HPA023265</a>	polyclonal	IHC	human	2	
<a href="#">HPA023820</a>	polyclonal	IHC	human		

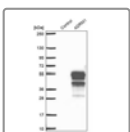


### Anti-ADRB1 antibody produced in rabbit

**Synonym(s):** Anti-ADRB1R

[All Photos](#) (5)


Product No.	Clonality	Application	Species Reactivity	Citations	SDS
<a href="#">HPA067972</a>	polyclonal	IHC	human		



### Anti-ADRM1 antibody produced in rabbit

**Synonym(s):** Anti-Adhesion regulating molecule 1, Anti-Arm1, Anti-Gp110, Anti-Rpn13

[All Photos](#) (3)


Product No.	Clonality	Application	Species Reactivity	Citations	SDS
<b>HPA042266</b>	polyclonal	IF, IHC	human		



### Anti-ADSL antibody produced in rabbit

**Synonym(s):** Anti-ASASE antibody produced in rabbit, Anti-ASL antibody produced in rabbit, Anti-Adenylosuccinase antibody produced in rabbit, Anti-Adenylosuccinate lyase antibody produced in rabbit

**All Photos** (8)


Product No.	Clonality	Application	Species Reactivity	Citations	SDS
<b>HPA000525</b>	polyclonal	IF, IHC	human	2	

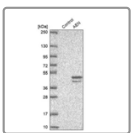


### Anti-ADSS antibody produced in rabbit

**Synonym(s):** Anti-AMPSase 2, Anti-AdSS 2, Anti-Adenylosuccinate synthetase isozyme 2, Anti-Adenylosuccinate synthetase, acidic isozyme, Anti-IMP--aspartate ligase 2

**All Photos** (8)


Product No.	Clonality	Application	Species Reactivity	Citations	SDS
<b>HPA024400</b>	polyclonal	IF, IHC	mouse, human, rat	1	



### Anti-AEN antibody produced in rabbit

**Synonym(s):** Anti-FLJ12484, Anti-FLJ12562, Anti-ISG20L1, Anti-apoptosis enhancing nuclease

**All Photos** (2)


Product No.	Clonality	Application	Species Reactivity	Citations	SDS
<b>HPA048599</b>	polyclonal	IF, IHC	human		

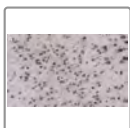


### Anti-AFAP1 antibody produced in rabbit

**Synonym(s):** Anti-110 kDa actin filament-associated protein, Anti-AFAP antibody produced in rabbit, Anti-AFAP-110, Anti-Actin filament-associated protein 1



**All Photos** (4)

Product No.	Clonality	Application	Species Reactivity	Citations	SDS
<b>HPA015642</b>	polyclonal	IF, IHC	human	4	



## Anti-AFF2 Antibody, clone 1G13 ZooMAb® Rabbit Monoclonal



**All Photos** (10)

Product No.	Clonality	Application	Species Reactivity	Citations	SDS
<b>ZRB1291</b>	1G13, recombinant monoclonal	IHC (p), WB, affinity binding assay	mouse		 



## Anti-AFG3L2 antibody produced in rabbit

**All Photos** (11)



Product No.	Clonality	Application	Species Reactivity	Citations	SDS
<b>HPA004480</b>	polyclonal	IHC	human	1	
<b>HPA004479</b>	polyclonal	IF, IHC	human	2	

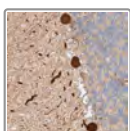


## Anti-AFM antibody produced in rabbit

**Synonym(s):** ALB2, ALBA, Anti-Afamin precursor, Anti-Alpha-Alb, Anti-Alpha-albumin

**All Photos** (10)


Product No.	Clonality	Application	Species Reactivity	Citations	SDS
<b>HPA052437</b>	polyclonal	IHC	human		
<b>HPA017006</b>	polyclonal	IHC	human	4	




## Anti-AFMID antibody produced in rabbit

**Synonym(s):** Anti-KF, Anti-Kynurenine formamidase, Anti-Probable arylformamidase

**All Photos** (2)

Product No.	Clonality	Application	Species Reactivity	Citations	SDS
<b>HPA023861</b>	polyclonal	IF, IHC	human	4	




## Anti-AFP antibody produced in rabbit

**Synonym(s):** Anti- $\alpha$ -1-Fetoprotein antibody produced in rabbit, Anti- $\alpha$ -Fetoglobulin antibody produced in rabbit, Anti- $\alpha$ -Fetoprotein precursor antibody produced in rabbit

[All](#)

[Photos](#) (3)



Product No.	Clonality	Application	Species Reactivity	Citations	SDS
<a href="#">HPA010607</a>	polyclonal	IHC	human	6	




## Anti-AFP Antibody, clone 3B7 ZooMAb<sup>®</sup> Rabbit Monoclonal

[All](#)

[Photos](#) (12)



Product No.	Clonality	Application	Species Reactivity	Citations	SDS
<a href="#">ZRB1159</a>	3B7, monoclonal recombinant monoclonal	FACS, ICC, IHC (p), WB, affinity binding assay	human		 



## Anti-AFTPH antibody produced in rabbit

**Synonym(s):** Anti-FLJ20080, Anti-FLJ23793, Anti-MGC33965, Anti-Nbla10388, Anti-aftiphilin

[All Photos](#) (6)

Product No.	Clonality	Application	Species Reactivity	Citations	SDS
<a href="#">HPA034990</a>	polyclonal	IF, IHC	human		
<a href="#">HPA034991</a>	polyclonal	IF, IHC, WB	human		





## Anti-AGA antibody produced in rabbit

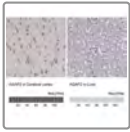
**Synonym(s):** Anti-ASRG, Anti-KIAA0252, Anti-TUBA2, Anti-aspartylglucosaminidase, Anti-bA408E5.3, Anti-Aspartylglucosaminidase

[All](#)

[Photos](#) (6)




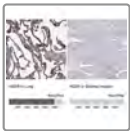
Product No.	Clonality	Application	Species Reactivity	Citations	SDS
<a href="#">HPA031415</a>	polyclonal	IHC	human		
<a href="#">HPA031417</a>	polyclonal	IHC	human		



### Anti-AGAP2 antibody produced in rabbit


[All Photos](#) (4)

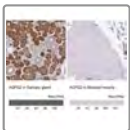
Product No.	Clonality	Application	Species Reactivity	Citations	SDS
<a href="#">HPA075831</a>	polyclonal	IF, IHC	human		



### Anti-AGER antibody produced in rabbit

[All Photos](#) (3)


Product No.	Clonality	Application	Species Reactivity	Citations	SDS
<a href="#">HPA069474</a>	polyclonal	IF, IHC	human		

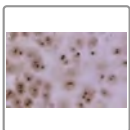


### Anti-AGFG2 antibody produced in rabbit

**Synonym(s):** Anti-Arf-GAP domain and FG repeats-containing protein 2, Anti-HIV-1 Rev-binding protein-like protein, Anti-RAB-R, Anti-Rev/Rex activation domain-binding protein related

[All Photos](#) (4)



Product No.	Clonality	Application	Species Reactivity	Citations	SDS
<a href="#">HPA019689</a>	polyclonal	IHC	human	2	

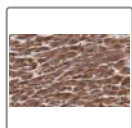


### Anti-Aggregan Antibody, clone 4B10 ZooMAb<sup>®</sup> Rabbit Monoclonal

**Synonym(s):** CSPCP, Cartilage-specific proteoglycan core protein, Chondroitin sulfate proteoglycan 1, Chondroitin sulfate proteoglycan core protein 1



[All Photos](#) (11)

Product No.	Description	SDS
<a href="#">ZRB1117</a>	recombinant, expressed in HEK 293 cells	 



## Anti-AGK Antibody, clone 1F21 ZooMAb<sup>®</sup> Rabbit Monoclonal

**All**  
**Photos** (14)



Product No.	Clonality	Application	Species Reactivity	Citations	SDS
<b>ZRB1463</b>	1F21, recombinant monoclonal	ICC, IHC (p), WB, affinity binding assay	human	 	

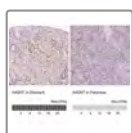


## Anti-AGMAT antibody produced in rabbit

**Synonym(s):** Anti-AUH, Anti-Agmatinase, mitochondrial, Anti-Agmatine ureohydrolase, Anti-FLJ23384, Anti-agmatine ureohydrolase (agmatinase)

**All**  
**Photos** (10)


Product No.	Clonality	Application	Species Reactivity	Citations	SDS
<b>HPA026443</b>	polyclonal	IHC	human		
<b>HPA028321</b>	polyclonal	IHC	human		

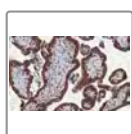


## Anti-A4GNT antibody produced in rabbit

**Synonym(s):** Anti- $\alpha$ -1,4-N-Acetylglucosaminyltransferase antibody produced in rabbit, Anti- $\alpha$ 4GnT antibody produced in rabbit



**All**  
**Photos** (3)

Product No.	Clonality	Application	Species Reactivity	Citations	SDS
<b>HPA008017</b>	polyclonal	IHC	human	3	





## Anti-Ago 1 Antibody, clone 1L3 ZooMAb<sup>®</sup> Rabbit Monoclonal


**All**  
**Photos** (8)

Product No.	Clonality	Application	Species Reactivity	Citations	SDS
<b>ZRB2132</b>	1L3, recombinant monoclonal	IHC, WB, affinity binding assay	monkey, human, mouse	 	

**All**  
**Photos** (11)



## **Ani-APPL1 Antibody, clone 2K17 ZooMAb<sup>®</sup> Rabbit Monoclonal**

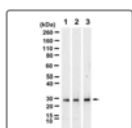
Product No.	Clonality	Application	Species Reactivity	Citations	SDS
<b>ZRB2016</b>	2K17, recombinant monoclonal	ICC, IHC, WB, affinity binding assay	human	 	



## **Anti- Galectin-3 Antibody, clone 1J2-H1 ZooMAb<sup>®</sup> Rabbit Monoclonal**



**All**  
**Photos** (13)

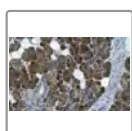
Product No.	Clonality	Application	Species Reactivity	Citations	SDS
<b>ZRB1803</b>	1J2-H1, recombinant monoclonal	ICC, IHC, WB	human, mouse	 	



## Anti-14-3-3 $\beta/\alpha$ Antibody, clone 1D15 ZooMAb<sup>®</sup> Rabbit Monoclonal



**All Photos** (6)

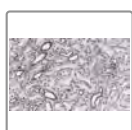
Product No.	Clonality	Application	Species Reactivity	Citations	SDS
<b>ZRB1856</b>	1D15, monoclonal recombinant monoclonal	ELISA, WB, affinity binding assay	human, monkey	 	



## Anti-4E-BP1 Antibody, clone 113 ZooMAb<sup>®</sup> Rabbit Monoclonal

**All Photos** (11)



Product No.	Clonality	Application	Species Reactivity	Citations	SDS
<b>ZRB2014</b>	113, recombinant monoclonal	ICC, IHC, WB, affinity binding assay	rat, human	 	

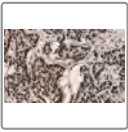


## Anti-53BP1 Antibody, clone 1H16 ZooMAb<sup>®</sup> Rabbit Monoclonal

**Synonym(s):** TP53-binding protein 1, p53-binding protein 1, p53BP1



**All Photos** (20)

Product No.	Description	SDS
<b>ZRB1153</b>	recombinant, expressed in HEK 293 cells	 



### **Anti-53BP1 Antibody, clone BP13 ZooMAb<sup>®</sup> Mouse Monoclonal**



**All Photos** (13)

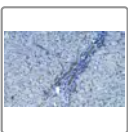
Product No.	Clonality	Application	Species Reactivity	Citations	SDS
<b>ZMS1044</b>	BP13, recombinant monoclonal monoclonal	FACS, ICC, IHC (p), WB	human	 	



### **Anti- $\alpha$ Actin 2 Antibody, clone 1C22 ZooMAb<sup>®</sup> Rabbit Monoclonal**



**All Photos** (7)

Product No.	Clonality	Application	Species Reactivity	Citations	SDS
<b>ZRB2481</b>	1C22, recombinant monoclonal	ICC, IHC, WB, affinity binding assay	mouse, human, rat	 	



### **Anti- $\alpha$ Actinin Antibody, clone AT6/172 ZooMAb<sup>®</sup> Mouse Monoclonal**

**All Photos** (10)



Product No.	Clonality	Application	Species Reactivity	Citations	SDS
<b>ZMS1172</b>	AT6/172, recombinant monoclonal	ICC, IHC, WB	human, rat, mouse	 	

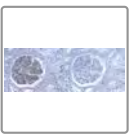


## Anti- $\alpha$ Tubulin Antibody, clone 2F2 ZooMAb<sup>®</sup> Rabbit Monoclonal

All

Photos (12)

Product No.	Clonality	Application	Species Reactivity	Citations	SDS
<b>ZRB2073</b>	2F2, recombinant monoclonal	FACS, ICC, IHC, WB, affinity binding assay	rat, human, monkey, mouse	 	






## Anti- $\alpha$ -Actinin 4 Antibody, clone 1D9 ZooMAb<sup>®</sup> Rabbit Monoclonal

**Synonym(s):** Anti-KANSL1 Antibody, clone 1H9 ZooMAb<sup>®</sup> Rabbit Monoclonal

All

Photos (8)



Product No.	Clonality	Application	Species Reactivity	Citations	SDS
<b>ZRB2240</b>	1D9, recombinant monoclonal	ICC, IHC, WB, affinity binding assay	human	  	

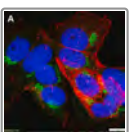


## Anti- $\alpha$ -Actinin-1 Antibody, clone 2C17 ZooMAb<sup>®</sup> Rabbit Monoclonal

All

Photos (6)



Product No.	Clonality	Application	Species Reactivity	Citations	SDS
<b>ZRB1752</b>	2C17, recombinant monoclonal	IF, IHC, WB	mouse, rat, monkey, human	 	




## Anti- $\alpha$ -amylase Antibody, clone 1G14 ZooMAb<sup>®</sup> Rabbit Monoclonal

All



Photos (9)


Product No.	Clonality	Application	Species Reactivity	Citations	SDS
<b>ZRB1397</b>	1G14, recombinant monoclonal	FACS, ICC, WB, affinity binding assay	human	 	



### **Anti-α-Dystroglycan Antibody, clone 3O19-H1 ZooMAb<sup>®</sup> Rabbit Monoclonal**

**All  
Photos** (20)



Product No.	Clonality	Application	Species Reactivity	Citations	SDS
<b>ZRB1256</b>	3O19-H1, recombinant monoclonal	ICC, IHC (p), WB, affinity binding assay	mouse, human	 	



### **Anti-α-Dystroglycan Antibody, clone VIA4-1 ZooMAb<sup>®</sup> Mouse Monoclonal**

**Synonym(s):** Dystrophin-associated glycoprotein 1

**All  
Photos** (13)



Product No.	Clonality	Application	Species Reactivity	Citations	SDS
<b>ZMS1028</b>	VIA4-1, recombinant monoclonal monoclonal	ICC, IHC (p), WB	rabbit, human, mouse	 	



### **Anti-α-synuclein Antibody, clone 1D22 ZooMAb<sup>®</sup> Rabbit Monoclonal**

**Synonym(s):** NACP, Non-A beta component of AD amyloid, Non-A4 component of amyloid precursor

**All  
Photos** (8)

Product No.	Description	SDS
<b>ZRB1134</b>	recombinant, expressed in HEK 293 cells	 





### **Anti-α-Synuclein Antibody, clone 2F12 ZooMAb<sup>®</sup> Mouse Monoclonal**







**Photos** (13)

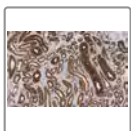
Product No.	Clonality	Application	Species Reactivity	Citations	SDS
<b>ZMS1080</b>	2F12, recombinant monoclonal	ICC, IHC (p), IP, WB	human, rat, mouse	 	



**Anti- $\alpha$ -Synuclein Antibody, clone Syn211 ZooMAb<sup>®</sup> Mouse Monoclonal**



**All Photos** (8)


Product No.	Clonality	Application	Species Reactivity	Citations	SDS
<b>ZMS1157</b>	Syn211, recombinant monoclonal	IF, IHC, WB	human	 	



**Anti- $\alpha$ -Tubulin Antibody, clone DM1A ZooMAb<sup>®</sup> Mouse Monoclonal**

**All Photos** (22)


Product No.	Clonality	Application	Species Reactivity	Citations	SDS
<b>ZMS1039</b>	DM1A, recombinant monoclonal monoclonal	ICC, IHC (p), WB	human, mouse, rat	 	

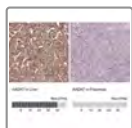


**Anti-AAAS antibody produced in rabbit**

**Synonym(s):** Anti-Achalasia, adrenocortical insufficiency, alacrimia

**All Photos** (3)

Product No.	Clonality	Application	Species Reactivity	Citations	SDS
<b>HPA040086</b>	polyclonal	IF, IHC	human		



## Anti-AADAT antibody produced in rabbit

**Synonym(s):** Anti-Amino adipate aminotransferase, Anti-KAT2, Anti-KATII

[All Photos](#) (7)

Product No.	Clonality	Application	Species Reactivity	Citations	SDS
<a href="#">HPA037502</a>	polyclonal	IF, IHC	human	5	



## Anti-AAK1 antibody produced in rabbit

**Synonym(s):** Anti-AP2-associated protein kinase 1, Anti-Adaptor-associated kinase 1

[All Photos](#) (16)

Product No.	Clonality	Application	Species Reactivity	Citations	SDS
<a href="#">HPA020289</a>	polyclonal	IF, IHC	human		
<a href="#">HPA017931</a>	polyclonal	IF, IHC	human	2	



## Anti-AAMDC antibody produced in rabbit

**Synonym(s):** Anti-C11orf67, Anti-CK067, Anti-FLJ21035, Anti-PTD015

[All Photos](#) (13)

Product No.	Clonality	Application	Species Reactivity	Citations	SDS
<a href="#">HPA037919</a>	polyclonal	IF, IHC	human		
<a href="#">HPA037918</a>	polyclonal	IF, IHC	human		



## Anti-AARS antibody produced in rabbit

**Synonym(s):** Anti-Alanyl-trna synthetase

[All Photos](#) (6)

Product No.	Clonality	Application	Species Reactivity	Citations	SDS
<a href="#">HPA044223</a>	polyclonal	IF	human		
<a href="#">HPA040870</a>	polyclonal	IHC	rat, human, mouse		






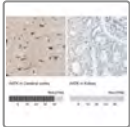
## Anti-AASS antibody produced in rabbit

**All**

**Photos** (26)


**Synonym(s):** Anti-Alpha-aminoadipic semialdehyde synthase, mitochondrial, Anti-LKR, Anti-LKR/SDH, Anti-LOR, Anti-SDH

Product No.	Clonality	Application	Species Reactivity	Citations	SDS
<a href="#">HPA020637</a>	polyclonal	IF, IHC	human	2	
<a href="#">HPA020728</a>	polyclonal	IF, IHC	human	4	
<a href="#">HPA020734</a>	polyclonal	IF, IHC	mouse, rat, human	2	



### Anti-AATK antibody produced in rabbit

**All Photos** (3)



Product No.	Clonality	Application	Species Reactivity	Citations	SDS
<a href="#">HPA009073</a>	polyclonal	IHC	human	5	



### Anti-ABAT antibody produced in rabbit

**Synonym(s):** Anti-4-aminobutyrate aminotransferase, Anti-Gabat

**All Photos** (14)

Product No.	Clonality	Application	Species Reactivity	Citations	SDS
<a href="#">HPA041528</a>	polyclonal	IHC	human	1	
<a href="#">HPA041690</a>	polyclonal	IHC	human	1	




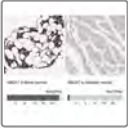
### Anti-ABCA3 antibody produced in rabbit

**Synonym(s):** Anti-ABC-C transporter antibody produced in rabbit, Anti-ATP-binding cassette 3 antibody produced in rabbit, Anti-ATP-binding cassette sub-family A member 3 antibody produced in rabbit, Anti-ATP-binding cassette transporter 3 antibody produced in rabbit

**All**

**Photos** (6)


Product No.	Clonality	Application	Species Reactivity	Citations	SDS
<a href="#">HPA007884</a>	polyclonal	IF, IHC	human	4	

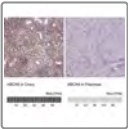


## Anti-ABCA7 antibody produced in rabbit

**Synonym(s):** Anti-ABCX, Anti-ATP-binding cassette, sub-family A (ABC1), member 7

[All Photos](#) (6)


Product No.	Clonality	Application	Species Reactivity	Citations	SDS
<a href="#">HPA041564</a>	polyclonal	IF, IHC	human	6	

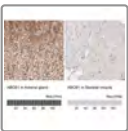


## Anti-ABCA8 antibody produced in rabbit

**Synonym(s):** Anti-ATP-Binding Cassette, Sub-Family A (ABC1), Member 8, Anti-KIAA0822

[All Photos](#) (4)


Product No.	Clonality	Application	Species Reactivity	Citations	SDS
<a href="#">HPA044914</a>	polyclonal	IF, IHC	human		



## Anti-ABCB1 antibody produced in rabbit

**Synonym(s):** Anti-ATP-binding cassette sub-family B member 1, Anti-CD243 antigen, Anti-Multidrug resistance protein 1, Anti-P-glycoprotein 1



[All Photos](#) (7)


Product No.	Clonality	Application	Species Reactivity	Citations	SDS
<a href="#">HPA002199</a>	polyclonal	IF, IHC	human	11	

All

Photos (11)

## Anti-Ago2 Antibody, clone 2H10 ZooMAb<sup>®</sup> Rabbit Monoclonal

Product No.	Clonality	Application	Species Reactivity	Citations	SDS
<b>ZRB1205</b>	2H10, monoclonal recombinant monoclonal	FACS, ICC, IHC (p), WB	rat, human, mouse		 




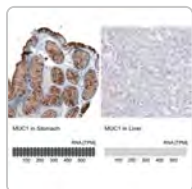
### Anti-AGPAT5 antibody produced in rabbit

**Synonym(s):** Anti-1-AGP acyltransferase 5, Anti-1-AGPAT 5, Anti-1-acyl-sn-glycerol-3-phosphate acyltransferase epsilon, Anti-1-acylglycerol-3-phosphate O-acyltransferase 5, Anti-LPAAT-epsilon, Anti-Lysophosphatidic acid acyltransferase epsilon

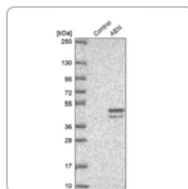
All

Photos (4)

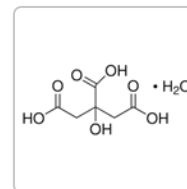
Product No.	Clonality	Application	Species Reactivity	Citations	SDS
<b>HPA010644</b>	polyclonal	IHC	human	1	
<b>HPA010950</b>	polyclonal	IHC	human	3	



Sigma-Aldrich  
**AMAB91533**  
Monoclonal  
Anti-MUC1...



Sigma-Aldrich  
**HPA048599**  
Anti-AEN  
antibody...



Sigma-Aldrich  
**C7129**  
Citric acid  
monohydrate



### Anti-AGPAT2 antibody produced in rabbit

**Synonym(s):** Anti-1-AGP acyltransferase 2, Anti-1-AGPAT 2, Anti-1-acyl-sn-glycerol-3-phosphate acyltransferase beta, Anti-LPAAT-beta, Anti-Lysophosphatidic acid acyltransferase beta

All  
Photos (2)

Product No.	Clonality	Application	Species Reactivity	Citations	SDS
<b>HPA019544</b>	polyclonal	IHC, WB	human	4	

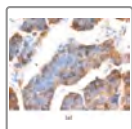


### Anti-AGPS antibody produced in rabbit

**Synonym(s):** Anti-ADAS, Anti-ADHAPS, Anti-ADPS, Anti-ALDHPSY, Anti-alkylglycerone phosphate synthase, Anti-ADAP-S

All  
Photos (8)

Product No.	Clonality	Application	Species Reactivity	Citations	SDS
<b>HPA030210</b>	polyclonal	IHC	human	6	
<b>HPA030211</b>	polyclonal	IF, IHC	human	1	



### Anti-AGR2 antibody produced in rabbit

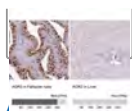
**Synonym(s):** Anti-AG-2, Anti-Anterior gradient protein 2 homolog precursor, Anti-HPC8, Anti-Secreted cement gland protein XAG-2 homolog, Anti-hAG-2

All  
Photos (8)

Product No.	Clonality	Application	Species Reactivity	Citations	SDS
<b>HPA007912</b>	polyclonal	IF, IHC	human	6	



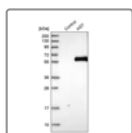
### Anti-AGR3 antibody produced in rabbit



**Synonym(s):** Anti-BCMP11, Anti-HAG3, Anti-PDIA18, Anti-anterior gradient 3 homolog (Xenopus laevis), Anti-hAG-3

**Photos** (4)

Product No.	Clonality	Application	Species Reactivity	Citations	SDS
<b>HPA053942</b>	polyclonal	IF, IHC	human	3	

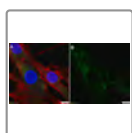


### Anti-AGT antibody produced in rabbit

**Synonym(s):** Anti-Angiotensinogen precursor antibody produced in rabbit, Anti-Contains: Angiotensin-1 Angiotensin I Ang I); Angiotensin-2 Angiotensin II Ang II); Angiotensin-3 Angiotensin III Ang III Des-Asp[1]-angiotensin II]) antibody produced in rabbit, Anti-Serpin A8 antibody produced in rabbit

**All Photos** (2)

Product No.	Clonality	Application	Species Reactivity	Citations	SDS
<b>HPA001557</b>	polyclonal	IHC	human	2	



### Anti-AGTR1 Antibody, clone 1I12 ZooMAb® Rabbit Monoclonal

**Synonym(s):** Anti-MXRA8 Antibody, clone 1F4 ZooMAb® Rabbit Monoclonal

**All Photos** (8)

Product No.	Clonality	Application	Species Reactivity	Citations	SDS
<b>ZRB2442</b>	1I12, recombinant monoclonal	ICC, WB, affinity binding assay	human, mouse		



### Anti-AGXT antibody produced in rabbit

**Synonym(s):** Anti-AGT, Anti-AGT1, Anti-AGXT1, Anti-Alanine-glyoxylate aminotransferase, Anti-PH1, Anti-SPAT, Anti-SPT

**All Photos** (14)


Product No.	Clonality	Application	Species Reactivity	Citations	SDS
<b>HPA035370</b>	polyclonal	IHC	human	5	
<b>HPA035371</b>	polyclonal	IF, IHC	human	2	




### Anti-AGXT2 antibody produced in rabbit

**Synonym(s):** Anti-AGT2, Anti-Alanine--glyoxylate aminotransferase 2

## All Photos (3)


Product No.	Clonality	Application	Species Reactivity	Citations	SDS
<a href="#">HPA037382</a>	polyclonal	IHC	human	2	

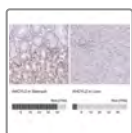


### Anti-AHCY antibody produced in rabbit

**Synonym(s):** Anti-SAHH, Anti-adenosylhomocysteinase

## All Photos (6)


Product No.	Clonality	Application	Species Reactivity	Citations	SDS
<a href="#">HPA044675</a>	polyclonal	IF, IHC	human	1	




### Anti-AHCYL2 antibody produced in rabbit

**Synonym(s):** Anti-KIAA0828, Anti-adenosylhomocysteinase-like 2


## All Photos (7)

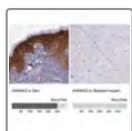
Product No.	Clonality	Application	Species Reactivity	Citations	SDS
<a href="#">HPA053128</a>	polyclonal	IF, IHC	human		



### Anti-AHCYL1 antibody produced in rabbit

## All Photos (7)



Product No.	Clonality	Application	Species Reactivity	Citations	SDS
<a href="#">HPA042589</a>	polyclonal	IF, IHC	human, mouse, rat		





### Anti-AHNAK2 antibody produced in rabbit

**Synonym(s):** Anti-AHNAK nucleoprotein 2, Anti-C14orf78, Anti-AL512802.2, Anti-Putative uncharacterized protein ENSP00000381351 fragment

## All Photos (14)

Product No.	Clonality	Application	Species Reactivity	Citations	SDS
<a href="#">HPA020111</a>	polyclonal	IHC	human		
<a href="#">HPA002940</a>	polyclonal	IF, IHC	human	2	






Product No.	Clonality	Application	Species Reactivity	Citations	SDS
<a href="#">HPA004145</a>	polyclonal	IF, IHC	human	6	
<a href="#">HPA000878</a>	polyclonal	IHC	human	1	

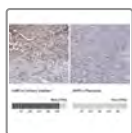


## Anti-AHNAK Antibody, clone 1H6 ZooMAb<sup>®</sup> Rabbit Monoclonal

**Synonym(s):** Anti-TRIM28/KAP-1 Antibody, clone 1G5 ZooMAb<sup>®</sup> Rabbit Monoclonal

[All Photos](#) (7)


Product No.	Clonality	Application	Species Reactivity	Citations	SDS
<a href="#">ZRB2207</a>	1H6, recombinant monoclonal	ICC, IHC, WB, affinity binding assay	human		  



## Anti-AHR antibody produced in rabbit

**Synonym(s):** Anti-aryl hydrocarbon receptor, Anti-bHLHe76

[All Photos](#) (3)



Product No.	Clonality	Application	Species Reactivity	Citations	SDS
<a href="#">HPA029723</a>	polyclonal	IHC	human	4	

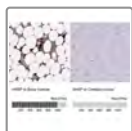


## Anti-AHSG antibody produced in rabbit

**Synonym(s):** Anti- $\alpha$ -2-HS-glycoprotein precursor antibody produced in rabbit, Anti- $\alpha$ -2-Z-globulin antibody produced in rabbit, Anti-Ba- $\alpha$ -2-Glycoprotein antibody produced in rabbit, Anti-Fetuin-A antibody produced in rabbit

[All Photos](#) (21)


Product No.	Clonality	Application	Species Reactivity	Citations	SDS
<a href="#">HPA001524</a>	polyclonal	IF, IHC, WB	human	4	
<a href="#">HPA001525</a>	polyclonal	IF, IHC	human	2	

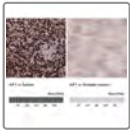


## Anti-AHSP antibody produced in rabbit

**Synonym(s):** Anti- $\alpha$  hemoglobin stabilizing protein, Anti-Edrf, Anti-Eraf

[All Photos](#) (3)


Product No.	Clonality	Application	Species Reactivity	Citations	SDS
<b>HPA040940</b>	polyclonal	IHC	human		

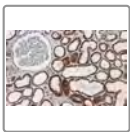


### Anti-AIF1 antibody produced in rabbit

**Synonym(s):** Anti-AIF-1, Anti-Em:AF129756.17, Anti-IBA1, Anti-IRT-1, Anti-allograft inflammatory factor 1



**All Photos** (7)

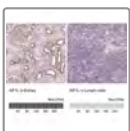
Product No.	Clonality	Application	Species Reactivity	Citations	SDS
<b>HPA049234</b>	polyclonal	IHC	human	4	



### Anti-AIF Antibody, clone 1E4 ZooMAb<sup>®</sup> Rabbit Monoclonal

**All Photos** (11)



Product No.	Clonality	Application	Species Reactivity	Citations	SDS
<b>ZRB1849</b>	1E4, recombinant monoclonal	ICC, IHC, WB, affinity binding assay	human, mouse, rat		 



### Anti-AIF1L antibody produced in rabbit

**Synonym(s):** Anti-C9orf58, Anti-FLJ12783, Anti-IBA2


**All Photos** (8)


Product No.	Clonality	Application	Species Reactivity	Citations	SDS
<b>HPA020522</b>	polyclonal	IHC	human	2	
<b>HPA056852</b>	polyclonal	IHC	human	2	



### Anti-AIFM1 antibody produced in rabbit

**All Photos** (4)

Product No.	Clonality	Application	Species Reactivity	Citations	SDS
<b>HPA030611</b>	polyclonal	IHC	human	1	



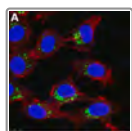
## Anti-AIFM2 antibody produced in rabbit

**Synonym(s):** Anti-Amid, Anti-Apoptosis-inducing factor, mitochondrion-associated, 2, Anti-Flj14497, Anti-Prg3

[All](#)

[Photos](#) (5)

Product No.	Clonality	Application	Species Reactivity	Citations	SDS
<b>HPA042309</b>	polyclonal	IHC	human	1	




## Anti-AIFM2 Antibody, clone 1115 ZooMAb<sup>®</sup> Rabbit Monoclonal

[All](#)

[Photos](#) (18)

Product No.	Clonality	Application	Species Reactivity	Citations	SDS
<b>ZRB1527</b>	1115, recombinant monoclonal	FACS, ICC, WB, affinity binding assay	mouse, human		



## Anti-AIMP1 antibody produced in rabbit

**Synonym(s):** Anti-Multisynthetase complex auxiliary component p43, Anti-SCYE1 antibody produced in rabbit

[All](#)

[Photos](#) (4)

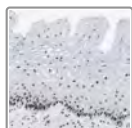
Product No.	Clonality	Application	Species Reactivity	Citations	SDS
<b>HPA018476</b>	polyclonal	IF, IHC	human, rat, mouse	4	



## Anti-AIP Antibody, clone 1H8 ZooMAb<sup>®</sup> Rabbit Monoclonal

[All Photos](#) (5)

Product No.	Clonality	Application	Species Reactivity	Citations	SDS
<b>ZRB2340</b>	recombinant monoclonal	IHC, WB, affinity binding assay	human		



## Anti-AJUBA antibody produced in rabbit

**Synonym(s):** Anti-JUB, Anti-MGC15563

[All Photos](#) (7)

Product No.	Clonality	Application	Species Reactivity	Citations	SDS
<a href="#">HPA006171</a>	polyclonal	IF, IHC	human	2	



## Anti-AK4 antibody produced in rabbit

**Synonym(s):** Anti-AK3, Anti-AK3L1, Anti-adenylate kinase 4

[All Photos](#) (15)

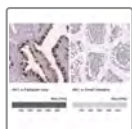
Product No.	Clonality	Application	Species Reactivity	Citations	SDS
<a href="#">HPA049461</a>	polyclonal	IF, IHC	human	1	
<a href="#">HPA042753</a>	polyclonal	IHC	human	1	



## Anti-AK3 antibody produced in rabbit

[All Photos](#) (4)

Product No.	Clonality	Application	Species Reactivity	Citations	SDS
<a href="#">HPA063324</a>	polyclonal	IF, IHC	human		



## Anti-AK1 antibody produced in rabbit


**Synonym(s):** Anti-ATP-AMP transphosphorylase antibody produced in rabbit, Anti-Adenylate kinase isoenzyme 1 antibody produced in rabbit, Anti-Myokinase antibody produced in rabbit

[All Photos](#) (6)

Product No.	Clonality	Application	Species Reactivity	Citations	SDS
<a href="#">HPA006456</a>	polyclonal	IF, IHC	mouse, rat, human	4	

## All Photos (3) **Anti-AK7 antibody produced in rabbit**

**Synonym(s):** Anti-Putative adenylate kinase 7 antibody produced in rabbit



Product No.	Clonality	Application	Species Reactivity	Citations	SDS
<b>HPA003543</b>	polyclonal	IHC	human	1	

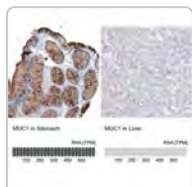


## **Anti-AK9 antibody produced in rabbit**

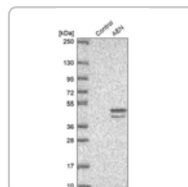
**Synonym(s):** Anti-AKD1, Anti-AKD2, Anti-C6orf199, Anti-C6orf224, Anti-FLJ42177, Anti-dJ70A9.1

## All Photos (8)

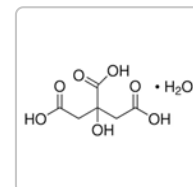
Product No.	Clonality	Application	Species Reactivity	Citations	SDS
<b>HPA036711</b>	polyclonal	IHC	human		
<b>HPA030804</b>	polyclonal	IF, IHC	human		



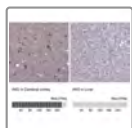
Sigma-Aldrich  
**AMAB91533**  
Monoclonal  
Anti-MUC1...



Sigma-Aldrich  
**HPA048599**  
Anti-AEN  
antibody...



Sigma-Aldrich  
**C7129**  
Citric acid  
monohydrate




## Anti-AK5 antibody produced in rabbit

**Synonym(s):** Anti-AK 5, Anti-ATP-AMP transphosphorylase 5, Anti-Adenylate kinase isoenzyme 5

**All**

**Photos** (9)

Product No.	Clonality	Application	Species Reactivity	Citations	SDS
<b>HPA057255</b>	polyclonal	IHC	human		
<b>HPA019128</b>	polyclonal	IF, IHC	human	2	



## Anti-AKAP7 antibody produced in rabbit

**Synonym(s):** Anti-A kinase (PRKA) anchor protein 7, Anti-AKAP18

**All Photos** (2)

Product No.	Clonality	Application	Species Reactivity	Citations	SDS
<b>HPA028327</b>	polyclonal	IHC	human		



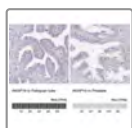
## Anti-AKAP4 antibody produced in rabbit

**Synonym(s):** Anti-A-kinase anchor protein 4 precursor antibody produced in rabbit, Anti-A-kinase anchor protein 82 kDa antibody produced in rabbit, Anti-AKAP 82 antibody produced in rabbit, Anti-HI antibody produced in rabbit, Anti-Major sperm fibrous sheath protein antibody produced in rabbit, Anti-PRKA4 antibody produced in rabbit, Anti-Protein kinase A-anchoring protein 4 antibody produced in rabbit, Anti-hAKAP82 antibody produced in rabbit, Anti-A-kinase anchor protein 4, Anti-A-kinase anchor protein 82 kDa, Anti-AKAP 82, Anti-HI, Anti-Major sperm fibrous sheath protein, Anti-PRKA4, Anti-Protein kinase A-anchoring protein 4, Anti-hAKAP82

**All**

**Photos** (14)

Product No.	Clonality	Application	Species Reactivity	Citations	SDS
<b>HPA005949</b>	polyclonal	IHC	human	5	
<b>HPA020046</b>	polyclonal	IHC	human	6	

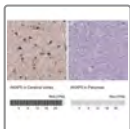


## Anti-AKAP14 antibody produced in rabbit

**Synonym(s):** Anti-AKAP28

**All Photos** (3)

Product No.	Clonality	Application	Species Reactivity	Citations	SDS
<b>HPA060999</b>	polyclonal	IHC	human		

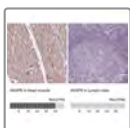


## Anti-AKAP5 antibody produced in rabbit

**Synonym(s):** Anti-AKAP75, Anti-AKAP79

[All Photos](#) (5)

Product No.	Clonality	Application	Species Reactivity	Citations	SDS
<a href="#">HPA053891</a>	polyclonal	IHC	human		

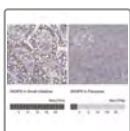


## Anti-AKAP6 antibody produced in rabbit

**Synonym(s):** Anti-ADAP6, Anti-AKAP100, Anti-KIAA0311, Anti-PRKA6, Anti-mAKAP

[All Photos](#) (5)

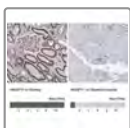
Product No.	Clonality	Application	Species Reactivity	Citations	SDS
<a href="#">HPA048741</a>	polyclonal	IHC	human	2	



## Anti-AKAP9 antibody produced in rabbit

[All Photos](#) (6)

Product No.	Clonality	Application	Species Reactivity	Citations	SDS
<a href="#">HPA026109</a>	polyclonal	IF, IHC	human	9	



## Anti-AKAP11 antibody produced in rabbit

**Synonym(s):** Anti-A kinase (PRKA) anchor protein 11, Anti-AKAP220, Anti-DKFZp781112161, Anti-FLJ11304, Anti-KIAA0629, Anti-PRKA11

[All Photos](#) (3)


Product No.	Clonality	Application	Species Reactivity	Citations	SDS
<a href="#">HPA039089</a>	polyclonal	IHC	human		

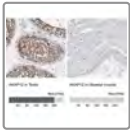


## Anti-AKAP3 antibody produced in rabbit

**Synonym(s):** Anti-A kinase (prka) anchor protein 3, Anti-Akap110, Anti-Ct82, Anti-Fsp95, Anti-Sob1

[All Photos](#) (3)



Product No.	Clonality	Application	Species Reactivity	Citations	SDS
<a href="#">HPA039765</a>	polyclonal	IHC	human		

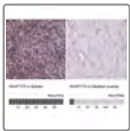


### Anti-AKAP12 antibody produced in rabbit

**Synonym(s):** Anti-AKAP250, Anti-SSeCKS, Anti-A-kinase anchor protein 12 antibody produced in rabbit, Anti-A-kinase anchor protein 250 kDa antibody produced in rabbit, Anti-AKAP 250 antibody produced in rabbit, Anti-Myasthenia gravis autoantigen gravin antibody produced in rabbit

[All Photos](#) (15)


Product No.	Clonality	Application	Species Reactivity	Citations	SDS
<a href="#">HPA056230</a>	polyclonal	IF, IHC	human		
<a href="#">HPA006344</a>	polyclonal	IF, IHC, WB	human	3	



### Anti-AKAP17A antibody produced in rabbit

**Synonym(s):** Anti-721P, Anti-A Kinase (PRKA) Anchor Protein 17A, Anti-CCDC133, Anti-CXYorf3, Anti-DXYS155E, Anti-MGC39904, Anti-SFRS17A, Anti-XE7, Anti-XE7Y

[All Photos](#) (3)



Product No.	Clonality	Application	Species Reactivity	Citations	SDS
<a href="#">HPA043247</a>	polyclonal	IHC	human		

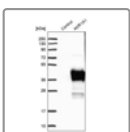


### Anti-AKAP8L antibody produced in rabbit

**Synonym(s):** Anti-A kinase (PRKA) anchor protein 8-like, Anti-HAP95, Anti-NAKAP95

[All Photos](#) (16)

Product No.	Clonality	Application	Species Reactivity	Citations	SDS
<a href="#">HPA042546</a>	polyclonal	IHC	human		
<a href="#">HPA042485</a>	polyclonal	IF, IHC, WB	human		





### Anti-AKR1A1 antibody produced in rabbit

**Synonym(s):** Anti-Alcohol dehydrogenase, Anti-Aldehyde reductase, Anti-Aldo-keto reductase family 1 member A1

[All Photos](#) (3)





Product No.	Clonality	Application	Species Reactivity	Citations	SDS
<a href="#">HPA019649</a>	polyclonal	IF, IHC	human	3	




### Anti-AKR1B1 antibody produced in rabbit

**Synonym(s):** Anti-ALDR1, Anti-AR, Anti-aldo-keto reductase family 1, member B1 (aldose reductase)

[All Photos](#) (10)


Product No.	Clonality	Application	Species Reactivity	Citations	SDS
<a href="#">HPA052751</a>	polyclonal	IHC	human		
<a href="#">HPA026425</a>	polyclonal	IF, IHC	human	7	

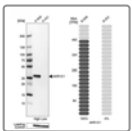


### Anti-AKR1B10 antibody produced in rabbit

**Synonym(s):** Anti-AKR1B11, Anti-AKR1B12, Anti-ALDRLn, Anti-ARL1, Anti-HIS, Anti-HSI, Anti-aldo-keto reductase family 1, member B10 (aldose reductase)


[All Photos](#) (4)

Product No.	Clonality	Application	Species Reactivity	Citations	SDS
<a href="#">HPA020280</a>	polyclonal	IF, IHC	human	6	



### Anti-AKR1C1 antibody produced in rabbit



[All Photos](#) (3)

Product No.	Clonality	Application	Species Reactivity	Citations	SDS
<a href="#">HPA068265</a>	polyclonal	IF	human		

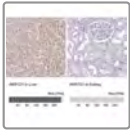


### Anti-AKR1C3 Antibody, clone 119 ZooMAb<sup>®</sup> Rabbit Monoclonal

[All Photos](#) (5)

Product No.	Clonality	Application	Species Reactivity	Citations	SDS
<a href="#">ZRB2607</a>	119, recombinant monoclonal	FACS, ICC, IHC, WB,	human		 

Product No.	Clonality	Application	Species Reactivity	Citations	SDS
		affinity binding assay			



### Anti-AKR1D1 antibody produced in rabbit

**Synonym(s):** Anti-SRD5B1

[All Photos](#) (4)

Product No.	Clonality	Application	Species Reactivity	Citations	SDS
<b>HPA057002</b>	polyclonal	IHC	human		

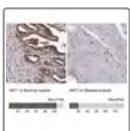


### Anti-AKR1E2 antibody produced in rabbit

**Synonym(s):** Anti-AKR1CL2, Anti-AKRDC1, Anti-Aldo-keto reductase family 1, member E2, Anti-MGC10612

[All Photos](#) (4)

Product No.	Clonality	Application	Species Reactivity	Citations	SDS
<b>HPA037822</b>	polyclonal	IHC	human		



### Anti-AKT1 antibody produced in rabbit

**Synonym(s):** Anti-C-AKT antibody produced in rabbit, Anti-PKB antibody produced in rabbit, Anti-Protein kinase B antibody produced in rabbit, Anti-RAC- $\alpha$  serine/threonine-protein kinase antibody produced in rabbit, Anti-RAC-PK- $\alpha$  antibody produced in rabbit

[All Photos](#) (4)

Product No.	Clonality	Application	Species Reactivity	Citations	SDS
<b>HPA002891</b>	polyclonal	IF, IHC	human	4	




### Anti-AKT1 Antibody, clone 4K6 ZooMAb<sup>®</sup> Rabbit Monoclonal

[All Photos](#) (19)

Product No.	Clonality	Application	Species Reactivity	Citations	SDS
<b>ZRB2028</b>	4K6, recombinant monoclonal	ICC, IHC (p), WB, affinity	human, rat, mouse		

Product No.	Clonality	Application	Species Reactivity	Citations	SDS
		binding assay			






## Anti-Akt Antibody, PH Domain Antibody, clone SKB1

### ZooMAb<sup>®</sup> Mouse Monoclonal

**Synonym(s):** EC:2.7.11.1, PKB, PKB alpha, Protein kinase B, Protein kinase B alpha, Proto-oncogene c-Akt, RAC-PK-alpha, RAC-alpha serine/threonine-protein kinase

[All Photos](#) (17)


Product No.	Clonality	Application	Species Reactivity	Citations	SDS
<b>ZMS1027</b>	SKB1, recombinant monoclonal monoclonal	FACS, ICC, IHC (p), WB	rat, human, mouse		 

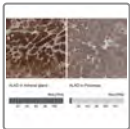


## Anti-AKTIP antibody produced in rabbit

**Synonym(s):** Anti-AKT interacting protein, Anti-FLJ13258, Anti-FTS

[All Photos](#) (2)


Product No.	Clonality	Application	Species Reactivity	Citations	SDS
<b>HPA041794</b>	polyclonal	IHC	human	1	



## Anti-ALAD antibody produced in rabbit

**Synonym(s):** Anti-ALADH, Anti-Delta-aminolevulinic acid dehydratase, Anti-Porphobilinogen synthase



[All Photos](#) (4)

Product No.	Clonality	Application	Species Reactivity	Citations	SDS
<b>HPA021023</b>	polyclonal	IHC	human	5	



## Anti-ALB antibody produced in rabbit

[All Photos](#) (14)




Product No.	Clonality	Application	Species Reactivity	Citations	SDS
<b>HPA031025</b>	polyclonal	IF, IHC	human	1	
<b>HPA031024</b>	polyclonal	IF, IHC	human	1	



## Anti-Albumin Antibody, clone 1D8 ZooMAb<sup>®</sup> Rabbit Monoclonal

All

Photos (6)

Product No.	Clonality	Application	Species Reactivity	Citations	SDS
<b>ZRB2776</b>	recombinant monoclonal	IF, IHC, WB, affinity binding assay	human	  	





## Anti-ALCAM antibody produced in rabbit

**Synonym(s):** Anti-Activated leukocyte-cell adhesion molecule antibody produced in rabbit, Anti-CD166 antigen precursor antibody produced in rabbit

All

Photos (7)

Product No.	Clonality	Application	Species Reactivity	Citations	SDS
<b>HPA010926</b>	polyclonal	IHC	human	9	




## Anti-ALDH1A1 antibody produced in rabbit

**Synonym(s):** Anti-ALDH-E1, Anti-ALHDII, Anti-Aldehyde dehydrogenase family 1 member A1, Anti-Aldehyde dehydrogenase, cytosolic, Anti-RALDH 1, Anti-RaIDH1, Anti-Retinal dehydrogenase 1



All

Photos (6)

Product No.	Clonality	Application	Species Reactivity	Citations	SDS
<b>HPA002123</b>	polyclonal	IF, IHC	human	15	

## All Photos (9) **Anti-ALDH5A1 antibody produced in rabbit**

**Synonym(s):** Anti-SSADH, Anti-SSDH, Anti-aldehyde dehydrogenase 5 family, member A1


Product No.	Clonality	Application	Species Reactivity	Citations	SDS
<b>HPA029715</b>	polyclonal	IHC	human		
<b>HPA029716</b>	polyclonal	IF, IHC	human	1	

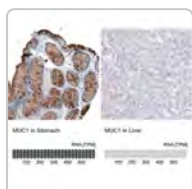


## **Anti-ALDH18A1 antibody produced in rabbit**

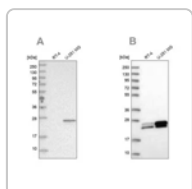
**Synonym(s):** Anti- $\Delta^1$ -pyrroline-5-carboxylate synthetase antibody produced in rabbit, Anti-Aldehyde dehydrogenase 18 family member A1 antibody produced in rabbit, Anti-P5CS antibody produced in rabbit

### All Photos (7)

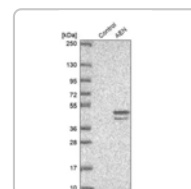
Product No.	Clonality	Application	Species Reactivity	Citations	SDS
<b>HPA008333</b>	polyclonal	IF, IHC	rat, mouse, human	6	



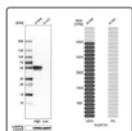
Sigma-Aldrich  
**AMAB91533**  
Monoclonal  
Anti-MUC1...



Sigma-Aldrich  
**HPA028118**  
Anti-GUK1



Sigma-Aldrich  
**HPA0485**  
Anti-AEN  
antibody.



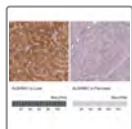
## Anti-ALDH1A1 antibody produced in rabbit

**Synonym(s):** Anti-ALDH-E1, Anti-ALHDII, Anti-Aldehyde dehydrogenase family 1 member A1, Anti-Aldehyde dehydrogenase, cytosolic, Anti-RALDH 1, Anti-RalDH1, Anti-Retinal dehydrogenase 1

[All](#)

[Photos](#) (6)

Product No.	Clonality	Application	Species Reactivity	Citations	SDS
<a href="#">HPA002123</a>	polyclonal	IF, IHC	human	15	



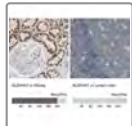
## Anti-ALDH8A1 antibody produced in rabbit

**Synonym(s):** Anti-Aldehyde dehydrogenase 12, Anti-Aldehyde dehydrogenase family 8 member A1, Anti-ALDH12

[All](#)

[Photos](#) (15)

Product No.	Clonality	Application	Species Reactivity	Citations	SDS
<a href="#">HPA026292</a>	polyclonal	IHC	human	2	
<a href="#">HPA055414</a>	polyclonal	IF, IHC	human	2	



## Anti-ALDH4A1 antibody produced in rabbit

**Synonym(s):** Anti-Aldehyde dehydrogenase family 4 member A1, Anti-Delta-1-pyrroline-5-carboxylate dehydrogenase, mitochondrial, Anti-P5C dehydrogenase

[All](#)

[Photos](#) (6)

Product No.	Clonality	Application	Species Reactivity	Citations	SDS
<a href="#">HPA006401</a>	polyclonal	IHC	human	3	





## Anti-ALDH6A1 antibody produced in rabbit


**Synonym(s):** Anti-CLGI, Anti-EPO, Anti-MMSDH, Anti-TIMP, Anti-aldehyde dehydrogenase 6 family, member A1

[All](#)

[Photos](#) (37)

Product No.	Clonality	Application	Species Reactivity	Citations	SDS
<a href="#">HPA029072</a>	polyclonal	IHC	mouse, human, rat		
<a href="#">HPA029074</a>	polyclonal	IF, IHC	human, mouse, rat		



Product No.	Clonality	Application	Species Reactivity	Citations	SDS
<a href="#">HPA029073</a>	polyclonal	IF, IHC	human	1	
<a href="#">HPA029075</a>	polyclonal	IF, IHC	human		



### Anti-ALDH3A1 antibody produced in rabbit

**Synonym(s):** Anti-ALDH3, Anti-aldehyde dehydrogenase 3 family, member A1



[All Photos](#) (11)

Product No.	Clonality	Application	Species Reactivity	Citations	SDS
<a href="#">HPA051150</a>	polyclonal	IF, IHC	human		
<a href="#">HPA063783</a>	polyclonal	IF, IHC	human		



### Anti-ALDH1A1 Antibody, clone 4J6, ZooMAb<sup>®</sup> Rabbit Monoclonal

[All Photos](#) (17)


Product No.	Clonality	Application	Species Reactivity	Citations	SDS
<a href="#">ZRB1099</a>	4J6, recombinant monoclonal	IF, IHC (p), IP, WB	human		 



### Anti-ALDH1A3 antibody produced in rabbit

**Synonym(s):** Anti-ALDH6, Anti-Aldehyde Dehydrogenase 1 Family, Member A3, Anti-RALDH3

[All Photos](#) (7)


Product No.	Clonality	Application	Species Reactivity	Citations	SDS
<a href="#">HPA046271</a>	polyclonal	IF, IHC	human	4	

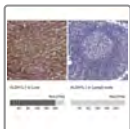


### Anti-ALDH3B2 antibody produced in rabbit

**Synonym(s):** Anti-Aldehyde dehydrogenase 3 family, member b2, Anti-Aldh8

[All Photos](#) (3)

Product No.	Clonality	Application	Species Reactivity	Citations	SDS
<a href="#">HPA045132</a>	polyclonal	IHC	human	1	



## Anti-ALDH1L1 antibody produced in rabbit

**Synonym(s):** Anti-10-fTHF, Anti-Aldehyde dehydrogenase 1 family, member L1, Anti-FTHFD

### All Photos (13)

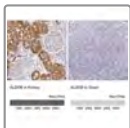
Product No.	Clonality	Application	Species Reactivity	Citations	SDS
<b>HPA036900</b>	polyclonal	IHC	human	1	
<b>HPA050139</b>	polyclonal	IF, IHC	human		



## Anti-Aldh1L1 Antibody, clone N103/39 ZooMAb<sup>®</sup> Mouse Monoclonal

### All Photos (13)

Product No.	Clonality	Application	Species Reactivity	Citations	SDS
<b>ZMS1104</b>	N103/39, recombinant monoclonal	IF, IHC (p), WB	human, rat, mouse		

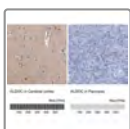


## Anti-ALDOB antibody produced in rabbit

**Synonym(s):** Anti-Fructose-bisphosphate aldolase B antibody produced in rabbit, Anti-Liver-type aldolase antibody produced in rabbit

### All Photos (6)

Product No.	Clonality	Application	Species Reactivity	Citations	SDS
<b>HPA002198</b>	polyclonal	IHC	human	2	



## Anti-ALDOC antibody produced in rabbit

**Synonym(s):** Anti-Brain-type aldolase antibody produced in rabbit, Anti-Fructose-bisphosphate aldolase C antibody produced in rabbit

### All Photos (8)

Product No.	Clonality	Application	Species Reactivity	Citations	SDS
<b>HPA003282</b>	polyclonal	IF, IHC	mouse, human, rat	1	





## Anti-Aldolase C Antibody, clone 3B18, ZooMAb<sup>®</sup> Rabbit Monoclonal

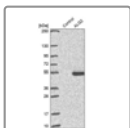




**Synonym(s):** Brain-type aldolase, EC:4.1.2.13, Fructose-bisphosphate aldolase C, Zebrin II

**Photos** (13)


Product No.	Clonality	Application	Species Reactivity	Citations	SDS
<b>ZRB1354</b>	3B18, monoclonal recombinant monoclonal	IF, IHC (p), WB	human	 	



### Anti-ALG2 antibody produced in rabbit

**Synonym(s):** Anti-Asparagine-linked glycosylation 2,  $\alpha$ -1,3-mannosyltransferase homolog (*S. cerevisiae*), Anti-Cdgi, Anti-Flj14511, Anti-Halpg2, Anti-Net38



**All Photos** (2)

Product No.	Clonality	Application	Species Reactivity	Citations	SDS
<b>HPA041512</b>	polyclonal	IHC	human		



### Anti-ALIX/PDCD6IP Antibody, clone 1D11 ZooMAb<sup>®</sup> Rabbit Monoclonal



**All Photos** (8)

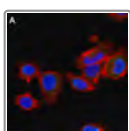
Product No.	Clonality	Application	Species Reactivity	Citations	SDS
<b>ZRB1947</b>	1D11, recombinant monoclonal	IHC, WB, affinity binding assay	mouse, human	 	



### Anti-ALK Antibody, clone 1D13 ZooMAb<sup>®</sup> Rabbit Monoclonal



**All Photos** (11)

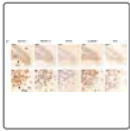
Product No.	Clonality	Application	Species Reactivity	Citations	SDS
<b>ZRB1937</b>	1D13, recombinant monoclonal	ELISA, ICC, IHC, WB	mouse, human	 	



### Anti-ALK-7 Antibody, clone 1N5 ZooMAb<sup>®</sup> Rabbit Monoclonal

**All Photos** (9)


Product No.	Clonality	Application	Species Reactivity	Citations	SDS
<b>ZRB1384</b>	1N5, recombinant monoclonal	FACS, ICC, WB, affinity binding assay	human		 

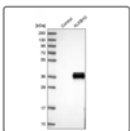


**Anti-ALKBH5 antibody produced in rabbit**

**Synonym(s):** Anti-Alkylated DNA repair protein alkB homolog 5

**All Photos** (8)


Product No.	Clonality	Application	Species Reactivity	Citations	SDS
<b>HPA007196</b>	polyclonal	IHC	human	29	

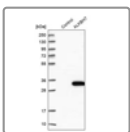


**Anti-ALKBH3 antibody produced in rabbit**

**Synonym(s):** Anti-Alkylated DNA repair protein alkB homolog 3, Anti-Alpha-ketoglutarate-dependent dioxygenase alkB homolog 3, Anti-DEPC-1, Anti-Prostate cancer antigen 1

**All Photos** (3)


Product No.	Clonality	Application	Species Reactivity	Citations	SDS
<b>HPA009674</b>	polyclonal	IF, IHC	human	4	

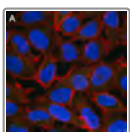


**Anti-ALKBH7 antibody produced in rabbit**

**Synonym(s):** Anti-MGC10974, Anti-SPATA11



**All Photos** (5)

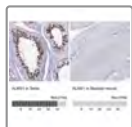
Product No.	Clonality	Application	Species Reactivity	Citations	SDS
<b>HPA039571</b>	polyclonal	IHC	human		



**Anti-ALKBH5 Antibody, clone 6G7 ZooMAb<sup>®</sup> Rabbit Monoclonal**

**All Photos** (9)


Product No.	Clonality	Application	Species Reactivity	Citations	SDS
<b>ZRB1053</b>	6G7, recombinant monoclonal monoclonal	ELISA, ICC, WB, affinity binding assay	human		 

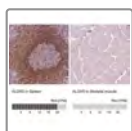


### Anti-ALMS1 antibody produced in rabbit

**Synonym(s):** Anti-Alstrom syndrome 1, Anti-Kiaa0328


[All Photos](#) (4)

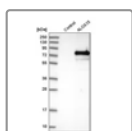
Product No.	Clonality	Application	Species Reactivity	Citations	SDS
<b>HPA043200</b>	polyclonal	IF, IHC	human		



### Anti-ALOX5 antibody produced in rabbit

[All Photos](#) (6)


Product No.	Clonality	Application	Species Reactivity	Citations	SDS
<b>HPA071285</b>	polyclonal	IF, IHC	human		




### Anti-ALOX15 antibody produced in rabbit

**Synonym(s):** Anti-15-LOX, Anti-Arachidonate 15-lipoxygenase, Anti-Arachidonate omega-6 lipoxygenase

[All Photos](#) (6)


Product No.	Clonality	Application	Species Reactivity	Citations	SDS
<b>HPA013859</b>	polyclonal	IHC	human	4	



### Anti-ALOX5AP antibody produced in rabbit

**Synonym(s):** Anti-FLAP, Anti-arachidonate 5-lipoxygenase-activating protein

[All Photos](#) (4)

Product No.	Clonality	Application	Species Reactivity	Citations	SDS
<b>HPA026592</b>	polyclonal	IHC	human	1	




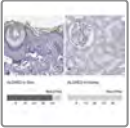
### Anti-ALOX12B antibody produced in rabbit



**Synonym(s):** Anti-12R-LOX, Anti-12R-lipoxygenase, Anti-Arachidonate 12-lipoxygenase, 12R type, Anti-Epidermis-type lipoxygenase 12

[Photos](#) (3)


Product No.	Clonality	Application	Species Reactivity	Citations	SDS
<a href="#">HPA024002</a>	polyclonal	IF, IHC	human		



### Anti-ALOXE3

**Synonym(s):** E-LOX, eLOX3



[All Photos](#) (3)

Product No.	Clonality	Application	Species Reactivity	Citations	SDS
<a href="#">HPA078597</a>	polyclonal	IHC	human		





### Anti-alpha Actinin 2 Antibody, clone 1E11, ZooMAb<sup>®</sup> Rabbit Monoclonal

[All Photos](#) (19)

Product No.	Clonality	Application	Species Reactivity	Citations	SDS
<a href="#">ZRB1169</a>	1E11, recombinant monoclonal	ICC, IF, IHC (p), WB	human, mouse		 

## All **Anti-ALPL antibody produced in rabbit**

**Photos** (11) **Synonym(s):** Anti-AP-TNAP antibody produced in rabbit, Anti-Alkaline phosphatase liver/bone/kidney isozyme antibody produced in rabbit, Anti-Alkaline phosphatase, tissue-nonspecific isozyme precursor antibody produced in rabbit, Anti-TNSALP antibody produced in rabbit



Product No.	Clonality	Application	Species Reactivity	Citations	SDS
<b>HPA007105</b>	polyclonal	IHC	human	3	
<b>HPA008765</b>	polyclonal	IF, IHC	human	6	

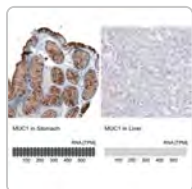


## **Anti-AMACR antibody produced in rabbit**

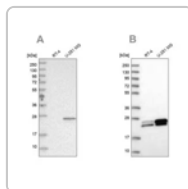
**Synonym(s):** Anti- $\alpha$ -methylacyl-CoA racemase, Anti-RACE

**All Photos** (21)

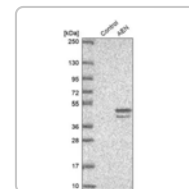
Product No.	Clonality	Application	Species Reactivity	Citations	SDS
<b>HPA019527</b>	polyclonal	IHC, WB	human	4	
<b>HPA020912</b>	polyclonal	IF, IHC	human	6	



Sigma-Aldrich  
**AMAB91533**  
 Monoclonal  
 Anti-MUC1...



Sigma-Aldrich  
**HPA028118**  
 Anti-GUK1



Sigma-Aldrich  
**HPA0485**  
 Anti-AEN  
 antibody.



### Anti-AMBP antibody produced in rabbit

**Synonym(s):** Anti-Alpha-1 microglycoprotein, Anti-ITI-LC, Anti-Protein HC

[All Photos](#) (4)

Product No.	Clonality	Application	Species Reactivity	Citations	SDS
<b>HPA001497</b>	polyclonal	IHC	human	2	




### Anti-AMDHD2 antibody produced in rabbit

**Synonym(s):** Anti-Amidohydrolase domain containing 2, Anti-Cgi-14

[All Photos](#) (12)

Product No.	Clonality	Application	Species Reactivity	Citations	SDS
<b>HPA041184</b>	polyclonal	IF, IHC	human		
<b>HPA041321</b>	polyclonal	IHC	human		



### Anti-AMER2 antibody produced in rabbit

**Synonym(s):** Anti-FAM123A, Anti-Family with sequence similarity 123a, Anti-Flj25477

[All Photos](#) (3)

Product No.	Clonality	Application	Species Reactivity	Citations	SDS
<b>HPA039458</b>	polyclonal	IHC	human		



## Anti-AMIGO2 antibody produced in rabbit

**Synonym(s):** Anti-ALI1, Anti-DEGA, Anti-adhesion molecule with Ig-like domain 2

[All Photos](#) (5)

Product No.	Clonality	Application	Species Reactivity	Citations	SDS
<a href="#">HPA054004</a>	polyclonal	IHC	human	2	



## Anti-A2ML1 antibody produced in rabbit

**Synonym(s):** Anti-CPAMD9, Anti-FLJ25179, Anti- $\alpha$ -2-macroglobulin-like 1

[All Photos](#) (12)

Product No.	Clonality	Application	Species Reactivity	Citations	SDS
<a href="#">HPA038847</a>	polyclonal	IHC	human		
<a href="#">HPA038848</a>	polyclonal	IHC	human		



## Anti-AMOT antibody produced in rabbit

[All Photos](#) (3)

Product No.	Clonality	Application	Species Reactivity	Citations	SDS
<a href="#">HPA067290</a>	polyclonal	IHC	human		




## Anti-AMPD1 antibody produced in rabbit

**Synonym(s):** Anti-MAD, Anti-MADA, Anti-adenosine monophosphate deaminase 1 (isoform M)


[All Photos](#) (4)

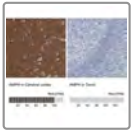
Product No.	Clonality	Application	Species Reactivity	Citations	SDS
<a href="#">HPA028080</a>	polyclonal	IHC	human	3	



## Anti-AMPD2 antibody produced in rabbit

[All Photos](#) (9)



Product No.	Clonality	Application	Species Reactivity	Citations	SDS
<b>HPA045760</b>	polyclonal	IF, IHC	mouse, human	4	

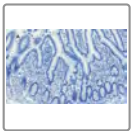


### Anti-AMPH antibody produced in rabbit

**Synonym(s):** Anti-Amphiphysin



[All Photos](#) (17)

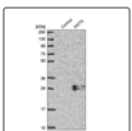
Product No.	Clonality	Application	Species Reactivity	Citations	SDS
<b>HPA019829</b>	polyclonal	IF, IHC	human	2	
<b>HPA019828</b>	polyclonal	IF, IHC	mouse, human	2	



### Anti-AMPK alpha Antibody, clone 2D22, ZooMAb<sup>®</sup> Rabbit Monoclonal

[All Photos](#) (13)


Product No.	Clonality	Application	Species Reactivity	Citations	SDS
<b>ZRB1100</b>	2D22, recombinant monoclonal	ICC, IHC (p), WB	human		 

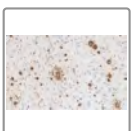


### Anti-AMTN antibody produced in rabbit

**Synonym(s):** Anti-RST1689, Anti-UNQ689



[All Photos](#) (2)

Product No.	Clonality	Application	Species Reactivity	Citations	SDS
<b>HPA036136</b>	polyclonal	IHC	human		



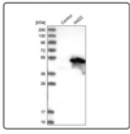
### Anti-Amyloid $\beta$ 42/40 Antibody, clone W0-2 ZooMAb<sup>®</sup> Mouse Monoclonal

[All Photos](#) (10)

Product No.	Clonality	Application	Species Reactivity	Citations	SDS
<b>ZMS1045</b>	W0-2, recombinant	DB, IF, IHC (p)	human		 



Product No.	Clonality	Application	Species Reactivity	Citations	SDS
	monoclonal				
	monoclonal				




### Anti-AMZ2 antibody produced in rabbit

**Synonym(s):** Anti-Archaemetzincin-2, Anti-Archeobacterial metalloproteinase-like protein 2

[All Photos](#) (3)

Product No.	Clonality	Application	Species Reactivity	Citations	SDS
<b>HPA023299</b>	polyclonal	IF, IHC	human	3	

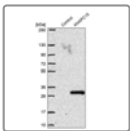


### Anti-ANAPC11 antibody produced in rabbit

**Synonym(s):** Anti-APC11, Anti-Apc11p, Anti-DOT1, Anti-HSPC214, Anti-KIAA1814, Anti-KMT4, Anti-MGC882, Anti-anaphase promoting complex subunit 11, Anti-Anaphase-promoting complex subunit 11, Anti-Cyclosome subunit 11, Anti-Hepatocellular carcinoma-associated RING finger protein

[All Photos](#) (6)

Product No.	Clonality	Application	Species Reactivity	Citations	SDS
<b>HPA027838</b>	polyclonal	IF, IHC	human		
<b>HPA021989</b>	polyclonal	IF, IHC	human	3	




### Anti-ANAPC15 antibody produced in rabbit

**Synonym(s):** Anti-C11orf51, Anti-DKFZP564M082, Anti-HSPC020, Anti-Uncharacterized protein C11orf51

[All Photos](#) (3)

Product No.	Clonality	Application	Species Reactivity	Citations	SDS
<b>HPA036596</b>	polyclonal	IF, IHC	human	1	

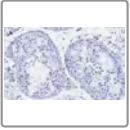


### Anti-ANAPC13 antibody produced in rabbit

**Synonym(s):** Anti-APC13, Anti-Anaphase Promoting Complex Subunit 13, Anti-DKFZP566D193, Anti-SWM1

[All Photos](#) (3)

Product No.	Clonality	Application	Species Reactivity	Citations	SDS
<b>HPA046114</b>	polyclonal	IF, IHC	human		





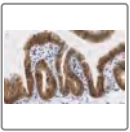
## Anti-Androgen Receptor Antibody, clone 3K11 , ZooMAb<sup>®</sup> Rabbit Monoclonal

**Synonym(s):** Dihydrotestosterone receptor, Nuclear receptor subfamily 3 group C member 4

[All](#)

[Photos](#) (10)

Product No.	Clonality	Application	Species Reactivity	Citations	SDS
<b>ZRB1150</b>	3K11, recombinant monoclonal	ICC, IHC (p), WB	rhesus macaque, mouse, human	 	





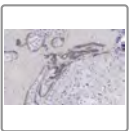
## Anti-Angiopoietin-1 Antibody, clone 2F9 ZooMAb<sup>®</sup> Rabbit Monoclonal

**Synonym(s):** ANG-1

[All](#)

[Photos](#) (22)

Product No.	Clonality	Application	Species Reactivity	Citations	SDS
<b>ZRB1522</b>	2F9, monoclonal recombinant monoclonal	ICC, IHC (p), affinity binding assay	human, mouse	 	





## Anti-Angiopoietin-2 Antibody, clone 4L18 ZooMAb<sup>®</sup> Rabbit Monoclonal

**Synonym(s):** ANG-2, ANG2

[All](#)

[Photos](#) (11)

Product No.	Clonality	Application	Species Reactivity	Citations	SDS
<b>ZRB1414</b>	recombinant monoclonal	IF, IHC, WB, affinity binding assay	human, rat	 	





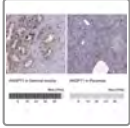
## Anti-Angiotensinogen Antibody, clone 1B12 ZooMAb<sup>®</sup> Rabbit Monoclonal

**Synonym(s):** Serpin A8

[All](#)

[Photos](#) (14)


Product No.	Clonality	Application	Species Reactivity	Citations	SDS
<b>ZRB1021</b>	1B12, recombinant monoclonal monoclonal	ICC, IHC (p), WB, affinity binding assay	human		 

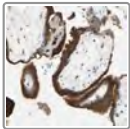


### Anti-ANGPT1 antibody produced in rabbit

**Synonym(s):** Anti-ANG-1, Anti-Angiopoietin-1

[All Photos](#) (3)


Product No.	Clonality	Application	Species Reactivity	Citations	SDS
<b>HPA018793</b>	polyclonal	IHC	human	5	

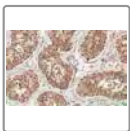


### Anti-ANGPTL1 antibody produced in rabbit

**Synonym(s):** Anti-ANG-3, Anti-Angiopoietin-3, Anti-Angiopoietin-like 1, Anti-Angiopoietin-related protein 1 precursor

[All Photos](#) (5)



Product No.	Clonality	Application	Species Reactivity	Citations	SDS
<b>HPA009976</b>	polyclonal	IHC	human	4	



### Anti-Anillin Antibody, clone 2C6 ZooMAb<sup>®</sup> Rabbit Monoclonal

**Synonym(s):** ANLN, Anillin actin binding protein

[All Photos](#) (13)



Product No.	Clonality	Application	Species Reactivity	Citations	SDS
<b>ZRB1407</b>	recombinant monoclonal	ICC, IHC (p), WB	human, mouse		 

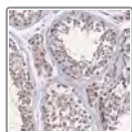


### Anti-ANK2 antibody produced in rabbit

**Synonym(s):** Anti-LQT4

[All Photos](#) (10)


Product No.	Clonality	Application	Species Reactivity	Citations	SDS
<a href="#">HPA035970</a>	polyclonal	IHC	human	1	
<a href="#">HPA008007</a>	polyclonal	IF, IHC	human	1	

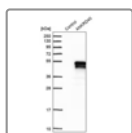


### Anti-ANKEF1 antibody produced in rabbit

**Synonym(s):** Anti-ANKRD5, Anti-Ankyrin repeat domain 5, Anti-Dj839b4.6, Anti-Flj21669

[All Photos](#) (6)



Product No.	Clonality	Application	Species Reactivity	Citations	SDS
<a href="#">HPA041151</a>	polyclonal	IF, IHC, WB	human	3	



### Anti-ANKRD40 antibody produced in rabbit

**Synonym(s):** Anti-Ankyrin repeat domain-containing protein 40

[All Photos](#) (6)


Product No.	Clonality	Application	Species Reactivity	Citations	SDS
<a href="#">HPA021759</a>	polyclonal	IF, IHC	human	2	
<a href="#">HPA021668</a>	polyclonal	IF, IHC	human	1	

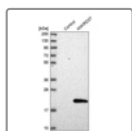


### Anti-ANKRD35 antibody produced in rabbit

**Synonym(s):** Anti-Ankyrin repeat domain 35, Anti-FLJ25124

[All Photos](#) (5)


Product No.	Clonality	Application	Species Reactivity	Citations	SDS
<a href="#">HPA035453</a>	polyclonal	IHC	human		



### Anti-ANKRD37 antibody produced in rabbit


**Synonym(s):** Anti-Ankyrin repeat domain 37, Anti-Lrp2bp

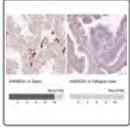
[All Photos](#) (2)

Product No.	Clonality	Application	Species Reactivity	Citations	SDS
<a href="#">HPA036626</a>	polyclonal	IHC	human		

## All Photos (6) **Anti-ANKRD23 antibody produced in rabbit**


**Synonym(s):** Anti-Ankyrin repeat domain 23, Anti-DARP, Anti-FLJ32449, Anti-MARP3

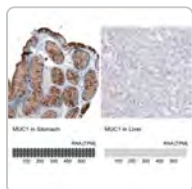
Product No.	Clonality	Application	Species Reactivity	Citations	SDS
<b>HPA036201</b>	polyclonal	IF, IHC	human		



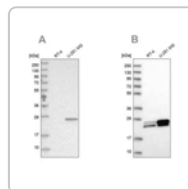
## **Anti-ANKRD31 antibody produced in rabbit**

### All Photos (3)

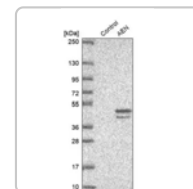
Product No.	Clonality	Application	Species Reactivity	Citations	SDS
<b>HPA057566</b>	polyclonal	IHC	human	2	



Sigma-Aldrich  
**AMAB91533**  
Monoclonal  
Anti-MUC1...



Sigma-Aldrich  
**HPA028118**  
Anti-GUK1





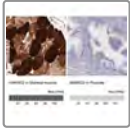
Sigma-Aldrich  
**HPA0485**  
Anti-AEN  
antibody.

## **Anti-ANKRD40 antibody produced in rabbit**

**Synonym(s):** Anti-Ankyrin repeat domain-containing protein 40

**All Photos** (6)



Product No.	Clonality	Application	Species Reactivity	Citations	SDS
<b>HPA021759</b>	polyclonal	IF, IHC	human	2	
<b>HPA021668</b>	polyclonal	IF, IHC	human	1	

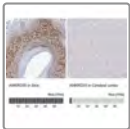


**Anti-ANKRD2 antibody produced in rabbit**

**Synonym(s):** Anti-ARPP, Anti-Ankyrin repeat domain 2 (stretch responsive muscle)

**All Photos** (9)


Product No.	Clonality	Application	Species Reactivity	Citations	SDS
<b>HPA040884</b>	polyclonal	IF, IHC	human		
<b>HPA040842</b>	polyclonal	IF, IHC	human		

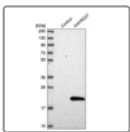


**Anti-ANKRD35 antibody produced in rabbit**

**Synonym(s):** Anti-Ankyrin repeat domain 35, Anti-FLJ25124

**All Photos** (5)


Product No.	Clonality	Application	Species Reactivity	Citations	SDS
<b>HPA035453</b>	polyclonal	IHC	human		

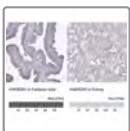


**Anti-ANKRD37 antibody produced in rabbit**

**Synonym(s):** Anti-Ankyrin repeat domain 37, Anti-Lrp2bp


**All Photos** (2)

Product No.	Clonality	Application	Species Reactivity	Citations	SDS
<b>HPA036626</b>	polyclonal	IHC	human		

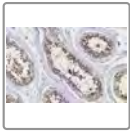


**Anti-ANKRD65 antibody produced in rabbit**

**All Photos** (5)



Product No.	Clonality	Application	Species Reactivity	Citations	SDS
<b>HPA065720</b>	polyclonal	IF, IHC	human		

Product No.	Clonality	Application	Species Reactivity	Citations	SDS
-------------	-----------	-------------	--------------------	-----------	-----



## Anti-ANKRD11 Antibody, clone 1H14 ZOOMAb<sup>®</sup> Rabbit Monoclonal

[All Photos](#) (11)



Product No.	Clonality	Application	Species Reactivity	Citations	SDS
<b>ZRB1288</b>	1H14, recombinant monoclonal	ICC, IHC (p), WB, affinity binding assay	human		 

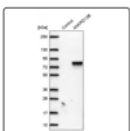


## Anti-ANKRD13A antibody produced in rabbit

**Synonym(s):** Anti-ANKRD13, Anti-Ankyrin repeat domain 13A, Anti-NY-REN-25

[All Photos](#) (14)


Product No.	Clonality	Application	Species Reactivity	Citations	SDS
<b>HPA039488</b>	polyclonal	IF, IHC	human	1	
<b>HPA043218</b>	polyclonal	IHC	human		



## Anti-ANKRD13B antibody produced in rabbit

**Synonym(s):** Anti-FLJ25555, Anti-ankyrin repeat domain 13B


[All Photos](#) (2)

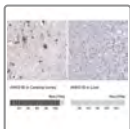
Product No.	Clonality	Application	Species Reactivity	Citations	SDS
<b>HPA051886</b>	polyclonal	IHC	human	1	



## Anti-ANKS4B antibody produced in rabbit

[All Photos](#) (3)


Product No.	Clonality	Application	Species Reactivity	Citations	SDS
<b>HPA061125</b>	polyclonal	IF, IHC	human		



## Anti-ANKS1B antibody produced in rabbit

[All Photos](#) (3)

Product No.	Clonality	Application	Species Reactivity	Citations	SDS
<a href="#">HPA078230</a>	polyclonal	IF, IHC	human		



## Anti-Ankyrin-G Antibody, clone 1D11 ZooMAb<sup>®</sup> Rabbit Monoclonal

[All Photos](#) (5)

Product No.	Clonality	Application	Species Reactivity	Citations	SDS
<a href="#">ZRB2615</a>	1D11, recombinant monoclonal	ICC, IF, IHC, WB, affinity binding assay	human		



## Anti-ANKZF1 Antibody, clone 1D4 ZooMAb<sup>®</sup> Rabbit Monoclonal

[All Photos](#) (11)

Product No.	Clonality	Application	Species Reactivity	Citations	SDS
<a href="#">ZRB1161</a>	1D4, monoclonal recombinant monoclonal	ICC, IHC (p), WB, affinity binding assay	mouse, human		




## Anti-ANLN antibody produced in rabbit

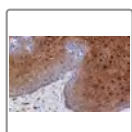
**Synonym(s):** Anti-ANILLIN, Anti-Scraps, Anti-scra

[All Photos](#) (11)

Product No.	Clonality	Application	Species Reactivity	Citations	SDS
<a href="#">HPA005680</a>	polyclonal	IHC	human	1	





Product No.	Clonality	Application	Species Reactivity	Citations	SDS
<b>HPA050556</b>	polyclonal	IF, IHC	human	1	



## Anti-Annexin A1 Antibody, clone 5I17 ZooMAb<sup>®</sup> Rabbit Monoclonal

**All Photos** (11)


Product No.	Clonality	Application	Species Reactivity	Citations	SDS
<b>ZRB1819</b>	5I17, recombinant monoclonal	ICC, IHC (p), WB, affinity binding assay	mouse, monkey, human		 

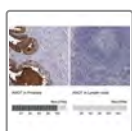


## Anti-ANO1

**Synonym(s):** DOG1, FLJ10261, ORAOV2, TAOS2, TMEM16A

**All Photos** (3)



Product No.	Clonality	Application	Species Reactivity	Citations	SDS
<b>HPA057356</b>	polyclonal	IHC	human		



## Anti-ANO7 antibody produced in rabbit

**Synonym(s):** Anti-Anoctamin 7, Anti-IPCA-5, Anti-NGEP, Anti-PCANAP5, Anti-PCANAP5L, Anti-TMEM16G

**All Photos** (5)


Product No.	Clonality	Application	Species Reactivity	Citations	SDS
<b>HPA078464</b>	polyclonal	IF, IHC	human		
<b>HPA035730</b>	polyclonal	IHC	human	2	

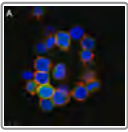


## Anti-ANO1 antibody produced in rabbit

**Synonym(s):** Anti-DOG1, Anti-FLJ10261, Anti-ORAOV2, Anti-TAOS2, Anti-TMEM16A, Anti-anoctamin 1, calcium activated chloride channel



**All Photos** (3)

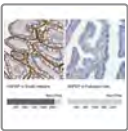
Product No.	Clonality	Application	Species Reactivity	Citations	SDS
<b>HPA032148</b>	polyclonal	IHC	human	9	



## Anti-Anosmin Antibody, clone 2C17 ZooMAb<sup>®</sup> Rabbit Monoclonal

[All Photos](#) (9)


Product No.	Clonality	Application	Species Reactivity	Citations	SDS
<b>ZRB1303</b>	2C17, recombinant monoclonal	ELISA, ICC, WB, affinity binding assay	mouse, human		 




## Anti-ANPEP antibody produced in rabbit

**Synonym(s):** Anti-CD13, Anti-LAP1, Anti-PEPN, Anti-gp150, Anti-p150


[All Photos](#) (7)

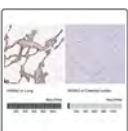
Product No.	Clonality	Application	Species Reactivity	Citations	SDS
<b>HPA004625</b>	polyclonal	IF, IHC	human	1	



## Anti-Anti-PTGS1 antibody produced in rabbit

[All Photos](#) (5)



Product No.	Clonality	Application	Species Reactivity	Citations	SDS
<b>HPA002834</b>	polyclonal	IF, IHC	human	4	

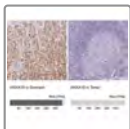


## Anti-ANXA2

**Synonym(s):** ANX2, ANX2L4, CAL1H, LIP2, LPC2D

[All Photos](#) (14)

Product No.	Clonality	Application	Species Reactivity	Citations	SDS
<b>HPA061798</b>	polyclonal	IHC, WB	human		
<b>HPA046964</b>	polyclonal	IHC, WB	human	1	

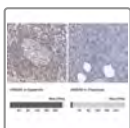


## Anti-ANXA10 antibody produced in rabbit

**Synonym(s):** Anti-Annexin A10, Anti-Annexin-10, Anti-Annexin-14

[All Photos](#) (9)

Product No.	Clonality	Application	Species Reactivity	Citations	SDS
<a href="#">HPA074650</a>	polyclonal	IF, IHC, WB	human		
<a href="#">HPA005469</a>	polyclonal	IHC	human	7	



## Anti-ANXA6 antibody produced in rabbit

**Synonym(s):** Anti-67 kDa calelectrin antibody produced in rabbit, Anti-Annexin A6 antibody produced in rabbit, Anti-Annexin VI antibody produced in rabbit, Anti-CPB-II antibody produced in rabbit, Anti-Calphobindin-II antibody produced in rabbit, Anti-Chromobindin-20 antibody produced in rabbit, Anti-Lipocortin VI antibody produced in rabbit, Anti-P68 antibody produced in rabbit, Anti-P70 antibody produced in rabbit, Anti-Protein III antibody produced in rabbit

[All Photos](#) (9)

Product No.	Clonality	Application	Species Reactivity	Citations	SDS
<a href="#">HPA002462</a>	polyclonal	IHC	human	3	
<a href="#">HPA009650</a>	polyclonal	IHC	rat, mouse, human	6	

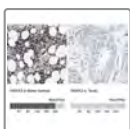


## Anti-ANXA9 antibody produced in rabbit

**Synonym(s):** Anti-ANX31, Anti-annexin A9

[All Photos](#) (16)

Product No.	Clonality	Application	Species Reactivity	Citations	SDS
<a href="#">HPA028404</a>	polyclonal	IHC	human		
<a href="#">HPA028698</a>	polyclonal	IF, IHC	human		




## Anti-ANXA3 antibody produced in rabbit

**Synonym(s):** Anti-35-alpha calcimedien, Anti-Annexin A3, Anti-Annexin III, Anti-Annexin-3, Anti-Inositol 1,2-cyclic phosphate 2-phosphohydrolase, Anti-Lipocortin III, Anti-PAP-III, Anti-Placental anticoagulant protein III

[All Photos](#) (11)

Product No.	Clonality	Application	Species Reactivity	Citations	SDS
<a href="#">HPA013431</a>	polyclonal	IF, IHC	human	4	



Product No.	Clonality	Application	Species Reactivity	Citations	SDS
<b>HPA013398</b>	polyclonal	IF, IHC	mouse, rat, human	8	

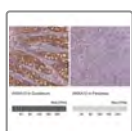


### Anti-ANXA1 antibody produced in rabbit

**Synonym(s):** Anti-Annexin A1, Anti-Annexin I, Anti-Annexin-1, Anti-Calpactin II, Anti-Chromobindin-9, Anti-Lipocortin I, Anti-Phospholipase A2 inhibitory protein, Anti-p35

**All Photos** (22)




Product No.	Clonality	Application	Species Reactivity	Citations	SDS
<b>HPA011271</b>	polyclonal	IF, IHC	mouse, rat, human	9	
<b>HPA011272</b>	polyclonal	IF, IHC	human, rat, mouse	8	

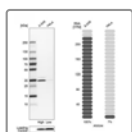


### Anti-ANXA13 antibody produced in rabbit

**Synonym(s):** Anti-Annexin A13, Anti-Annexin XIII, Anti-Annexin, intestine-specific, Anti-Annexin-13, Anti-ISA

**All Photos** (21)


Product No.	Clonality	Application	Species Reactivity	Citations	SDS
<b>HPA019569</b>	polyclonal	IHC	human	4	
<b>HPA019650</b>	polyclonal	IF, IHC	human	4	
<b>HPA018535</b>	polyclonal	IHC	human	3	



### Anti-ANXA4 antibody produced in rabbit



**Synonym(s):** Anti-35- $\beta$  Calcimedlin antibody produced in rabbit, Anti-Annexin A4 antibody produced in rabbit, Anti-Annexin IV antibody produced in rabbit, Anti-Carbohydrate-binding protein P33/P41 antibody produced in rabbit, Anti-Chromobindin-4 antibody produced in rabbit, Anti-Endonexin I antibody produced in rabbit, Anti-Lipocortin IV antibody produced in rabbit, Anti-P32.5 antibody produced in rabbit, Anti-P33/41 antibody produced in rabbit, Anti-PAP-II antibody produced in rabbit, Anti-PP4-X antibody produced in rabbit, Anti-Placental anticoagulant protein II antibody produced in rabbit, Anti-Protein II antibody produced in rabbit

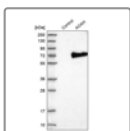
**All Photos** (4)

Product No.	Clonality	Application	Species Reactivity	Citations	SDS
<b>HPA007393</b>	polyclonal	IF, IHC	mouse, rat, human	3	

## All Photos (9) **Anti-ANXA10 antibody produced in rabbit**


**Synonym(s):** Anti-Annexin A10, Anti-Annexin-10, Anti-Annexin-14

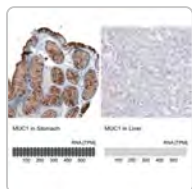
Product No.	Clonality	Application	Species Reactivity	Citations	SDS
<b>HPA074650</b>	polyclonal	IF, IHC, WB	human		
<b>HPA005469</b>	polyclonal	IHC	human	7	



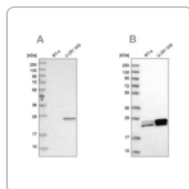
## **Anti-AOAH antibody produced in rabbit**

### All Photos (2)

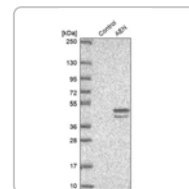
Product No.	Clonality	Application	Species Reactivity	Citations	SDS
<b>HPA026716</b>	polyclonal	IHC	human		



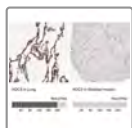
Sigma-Aldrich  
**AMAB91533**  
Monoclonal  
Anti-MUC1...



Sigma-Aldrich  
**HPA028118**  
Anti-GUK1



Sigma-Aldric  
**HPA0485**  
Anti-AEN  
antibody.



## Anti-AOC3 antibody produced in rabbit

**Synonym(s):** Anti-HPAO antibody produced in rabbit, Anti-Membrane copper amine oxidase antibody produced in rabbit, Anti-SSAO antibody produced in rabbit, Anti-Semicarbazide-sensitive amine oxidase antibody produced in rabbit, Anti-VAP-1 antibody produced in rabbit, Anti-Vascular adhesion protein 1 antibody produced in rabbit

[All Photos](#) (6)

Product No.	Clonality	Application	Species Reactivity	Citations	SDS
<a href="#">HPA000980</a>	polyclonal	IHC	human	11	



## Anti-AOX1 antibody produced in rabbit

**Synonym(s):** Anti-Aldehyde oxidase 1, Anti-Ao, Anti-Aoh1

[All Photos](#) (6)

Product No.	Clonality	Application	Species Reactivity	Citations	SDS
<a href="#">HPA040199</a>	polyclonal	IHC	human		
<a href="#">HPA040215</a>	polyclonal	IHC	human		



## Anti-APAF1 antibody produced in rabbit

**Synonym(s):** Anti-APAF-1, Anti-BOZF1, Anti-CED4, Anti-FLJ20202, Anti-FLJ90065, Anti-ZBTB8, Anti-apoptotic peptidase activating factor 1

[All Photos](#) (4)

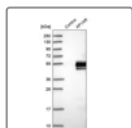
Product No.	Clonality	Application	Species Reactivity	Citations	SDS
<a href="#">HPA031373</a>	polyclonal	IHC	human	2	



## Anti-Apaf-1 Antibody, clone 1C7 ZooMAb<sup>®</sup> Rabbit Monoclonal

[All Photos](#) (10)

Product No.	Clonality	Application	Species Reactivity	Citations	SDS
<a href="#">ZRB2196</a>	1C7, recombinant monoclonal	ELISA, ICC, WB, affinity binding assay	human		




## Anti-AP1AR antibody produced in rabbit

**Synonym(s):** Anti- $\gamma$ -BAR, Anti-2C18, Anti-Adaptor-related protein complex 1 associated regulatory protein, Anti-C4orf16, Anti-PRO0971

[All](#)

[Photos \(2\)](#)

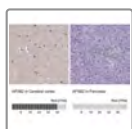
Product No.	Clonality	Application	Species Reactivity	Citations	SDS
<a href="#">HPA035863</a>	polyclonal	IHC, WB	human	1	



## Anti-AP1B1 antibody produced in rabbit

[All Photos \(2\)](#)

Product No.	Clonality	Application	Species Reactivity	Citations	SDS
<a href="#">HPA068520</a>	polyclonal	IHC	human		

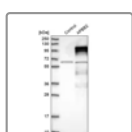


## Anti-AP3B2 antibody produced in rabbit

**Synonym(s):** Anti-Adaptor-related protein complex 3,  $\beta$  2 subunit, Anti-Naptb

[All Photos \(8\)](#)

Product No.	Clonality	Application	Species Reactivity	Citations	SDS
<a href="#">HPA039467</a>	polyclonal	IHC, WB	human		
<a href="#">HPA039818</a>	polyclonal	IHC, WB	human		

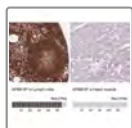


## Anti-APBB2 antibody produced in rabbit

**Synonym(s):** Anti-Amyloid beta A4 protein-binding family B member 2, Anti-Fe65-like protein

[All Photos \(4\)](#)

Product No.	Clonality	Application	Species Reactivity	Citations	SDS
<a href="#">HPA023542</a>	polyclonal	IF, IHC	human	2	



## Anti-APBB1IP antibody produced in rabbit

**Synonym(s):** Anti-INAG1, Anti-RIAM, Anti-amyloid beta (A4) precursor protein-binding, family B, member 1 interacting protein

[All](#)

[Photos](#) (14)

Product No.	Clonality	Application	Species Reactivity	Citations	SDS
<a href="#">HPA017009</a>	polyclonal	IF, IHC	human	3	
<a href="#">HPA063903</a>	polyclonal	IF, IHC	human		



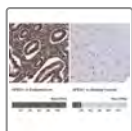
## Anti-APEH antibody produced in rabbit

**Synonym(s):** Anti-D3F15S2, Anti-D3S48E, Anti-DNF15S2, Anti-N-acylaminoacyl-peptide hydrolase

[All](#)

[Photos](#) (15)

Product No.	Clonality	Application	Species Reactivity	Citations	SDS
<a href="#">HPA029702</a>	polyclonal	IF, IHC	rat, human		
<a href="#">HPA029700</a>	polyclonal	IF, IHC	human	1	



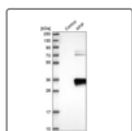
## Anti-APEX1 antibody produced in rabbit

**Synonym(s):** Anti-AP endonuclease 1 antibody produced in rabbit, Anti-APEN antibody produced in rabbit, Anti-APEX nuclease antibody produced in rabbit, Anti-DNA-(apurinic or apyrimidinic site) lyase antibody produced in rabbit, Anti-REF-1 protein antibody produced in rabbit

[All](#)

[Photos](#) (6)

Product No.	Clonality	Application	Species Reactivity	Citations	SDS
<a href="#">HPA002564</a>	polyclonal	IF, IHC	mouse, rat, human	4	



## Anti-APIP antibody produced in rabbit


**Synonym(s):** Anti-APAF1 interacting protein, Anti-APIP2, Anti-CGI-29, Anti-Em:AF129756.18, Anti-Mmp19

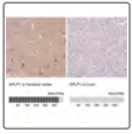
[All](#)

[Photos](#) (4)

Product No.	Clonality	Application	Species Reactivity	Citations	SDS
<a href="#">HPA024131</a>	polyclonal	IHC	human		





Product No.	Clonality	Application	Species Reactivity	Citations	SDS
<b>HPA021188</b>	polyclonal	IHC	human	3	



### Anti-APLP1 antibody produced in rabbit

**Synonym(s):** Anti-APLP, Anti-MGC125864, Anti-MGC125865, Anti-RIBB, Anti-RIT, Anti-ROC1, Anti-amyloid  $\beta$  (A4) precursor-like protein 1



**All Photos** (12)

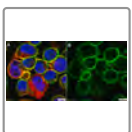
Product No.	Clonality	Application	Species Reactivity	Citations	SDS
<b>HPA028971</b>	polyclonal	IHC	human		
<b>HPA028970</b>	polyclonal	IHC	human		



### Anti-APN/CD13 Antibody, clone 1D20 ZooMAb<sup>®</sup> Rabbit Monoclonal




**All Photos** (9)

Product No.	Clonality	Application	Species Reactivity	Citations	SDS
<b>ZRB2050</b>	1D20, recombinant monoclonal	FACS, IHC, WB, affinity binding assay	human, rat		 



### Anti-APN/CD13 Antibody, clone BR2 ZooMAb<sup>®</sup> Mouse Monoclonal

**All Photos** (5)

Product No.	Clonality	Application	Species Reactivity	Citations	SDS
<b>ZMS1184</b>	recombinant monoclonal	ELISA, FACS, ICC	human		  





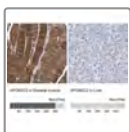
## Anti-APOA4 antibody produced in rabbit

**Synonym(s):** Anti-Apo-AIV antibody produced in rabbit, Anti-ApoA-IV antibody produced in rabbit, Anti-Apolipoprotein A-IV precursor antibody produced in rabbit

**All**

**Photos** (10)


Product No.	Clonality	Application	Species Reactivity	Citations	SDS
<b>HPA002549</b>	polyclonal	IHC	human	3	
<b>HPA001352</b>	polyclonal	IHC, WB	human	7	




## Anti-APOBEC2 antibody produced in rabbit

**Synonym(s):** Anti-Probable C->U-editing enzyme APOBEC-2

**All Photos** (5)

Product No.	Clonality	Application	Species Reactivity	Citations	SDS
<b>HPA017957</b>	polyclonal	IHC	human	5	




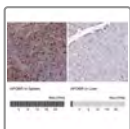
## Anti-APOBEC3G antibody produced in rabbit

**Synonym(s):** Anti-APOBEC-related cytidine deaminase antibody produced in rabbit, Anti-APOBEC-related protein antibody produced in rabbit, Anti-ARCD antibody produced in rabbit, Anti-ARP-9 antibody produced in rabbit, Anti-CEM-15 antibody produced in rabbit, Anti-CEM15 antibody produced in rabbit, Anti-DNA dC→dU-editing enzyme APOBEC-3G antibody produced in rabbit

**All**

**Photos** (6)



Product No.	Clonality	Application	Species Reactivity	Citations	SDS
<b>HPA001812</b>	polyclonal	IHC	human	7	



## Anti-APOBR antibody produced in rabbit

**Synonym(s):** Anti-Apob100r, Anti-Apob48r, Anti-Apolipoprotein b receptor


**All Photos** (12)

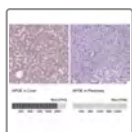
Product No.	Clonality	Application	Species Reactivity	Citations	SDS
<b>HPA041667</b>	polyclonal	IHC	human		
<b>HPA042093</b>	polyclonal	IHC	human		



## Anti-APOD antibody produced in rabbit


## All Photos (4)

Product No.	Clonality	Application	Species Reactivity	Citations	SDS
<a href="#">HPA040520</a>	polyclonal	IF, IHC	human		



### Anti-APOE antibody produced in rabbit

## All Photos (8)


Product No.	Clonality	Application	Species Reactivity	Citations	SDS
<a href="#">HPA065539</a>	polyclonal	IF, IHC	human	6	

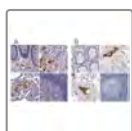


### Anti-ApoER2 antibody produced in rabbit

**Synonym(s):** Anti-Apolipoprotein E Receptor 2, Anti-LRP8, Anti-Low Density Lipoprotein Receptor-Related Protein 8

## All Photos (2)



Product No.	Clonality	Application	Species Reactivity	Citations	SDS
<a href="#">A3481</a>	polyclonal	WB	human	7	

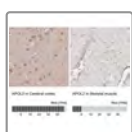


### Anti-APOH antibody produced in rabbit

## All Photos (13)

**Synonym(s):** Anti- $\beta$ -2-Glycoprotein I antibody produced in rabbit, Anti- $\beta$ -2-GPI antibody produced in rabbit, Anti- $\beta$ -2-Glycoprotein 1 precursor antibody produced in rabbit, Anti- $\beta$ -2-Glycoprotein I antibody produced in rabbit, Anti-APC inhibitor antibody produced in rabbit, Anti-Activated protein C-binding protein antibody produced in rabbit, Anti-Anticardiolipin cofactor antibody produced in rabbit, Anti-Apo-H antibody produced in rabbit, Anti-Apolipoprotein H antibody produced in rabbit, Anti-B2GPI antibody produced in rabbit


Product No.	Clonality	Application	Species Reactivity	Citations	SDS
<a href="#">HPA003732</a>	polyclonal	IHC	human	5	
<a href="#">HPA001654</a>	polyclonal	IF, IHC	human	7	




### Anti-APOL2 antibody produced in rabbit

**Synonym(s):** Anti-APOL-II, Anti-apolipoprotein L, 2



## All Photos (9)


Product No.	Clonality	Application	Species Reactivity	Citations	SDS
<b>HPA001078</b>	polyclonal	IF, IHC	human	3	



### Anti-APOL1 Antibody, clone 1L15 ZooMAb® Rabbit Monoclonal

**All Photos** (9)


Product No.	Clonality	Application	Species Reactivity	Citations	SDS
<b>ZRB1324</b>	1L15, recombinant monoclonal	IHC, WB, affinity binding assay	human		 

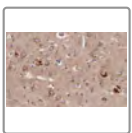


### Anti-APOOL antibody produced in rabbit

**Synonym(s):** Anti-Apolipoprotein O-like precursor antibody produced in rabbit, Anti-Protein FAM121A antibody produced in rabbit



**All Photos** (8)

Product No.	Clonality	Application	Species Reactivity	Citations	SDS
<b>HPA000612</b>	polyclonal	IF, IHC	human, mouse, rat	4	



### Anti-APP A4 Antibody, clone 22C11 ZooMAb® Mouse Monoclonal

**All Photos** (13)


Product No.	Clonality	Application	Species Reactivity	Citations	SDS
<b>ZMS1012</b>	22C11, recombinant monoclonal	ICC, IHC, WB	rat, mouse, human		 



### Anti-APP antibody produced in rabbit



**Synonym(s):** Anti-ABPP antibody produced in rabbit, Anti-APP1 antibody produced in rabbit, Anti-Alzheimer disease amyloid protein antibody produced in rabbit, Anti-Amyloid  $\beta$  A4 protein precursor antibody produced in rabbit, Anti-CVAP antibody produced in rabbit, Anti-Cerebral vascular amyloid peptide antibody produced in rabbit, Anti-PN-II antibody produced in rabbit, Anti-PreA4 antibody produced in rabbit, Anti-Protease nexin-II antibody produced in rabbit

**All Photos** (6)

Product No.	Clonality	Application	Species Reactivity	Citations	SDS
<b>HPA001462</b>	polyclonal	IHC, WB	human	4	

**All** **Anti-APP Antibody, clone 1F22 ZooMAb<sup>®</sup> Rabbit Monoclonal**



**Photos** (15) **Synonym(s):** ABPP, APPI, Alzheimer disease amyloid protein, Amyloid precursor protein, Amyloid-beta A4 protein, Amyloid-beta precursor protein, CVAP, Cerebral vascular amyloid peptide, PN-II, PreA4, Protease nexin-II

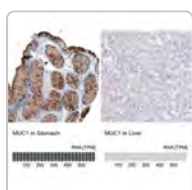
Product No.	Clonality	Application	Species Reactivity	Citations	SDS
<b>ZRB1516</b>	1F22, monoclonal recombinant monoclonal	IHC (p), WB, affinity binding assay	mouse, human, rat	 	



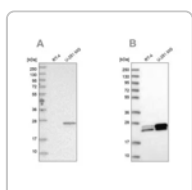
**Anti-APP Antibody, clone 5D16, ZooMAb<sup>®</sup> Rabbit Monoclonal**

**All**  
**Photos** (13)

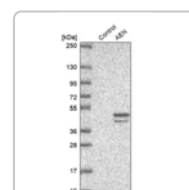
Product No.	Clonality	Application	Species Reactivity	Citations	SDS
<b>ZRB1151</b>	5D16, recombinant monoclonal	ICC, IHC (p), WB	mouse, human, rat	 	




**Sigma-Aldrich**  
**AMAB91533**  
**Monoclonal**  
**Anti-MUC1...**



**Sigma-Aldrich**  
**HPA028118**  
**Anti-GUK1**



**Sigma-Aldric**  
**HPA0485**  
**Anti-AEN**  
**antibody.**

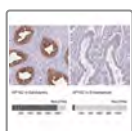


### Anti-APPL2 antibody produced in rabbit

**Synonym(s):** Anti-DIP13B, Anti-FLJ10659, Anti-adaptor protein, phosphotyrosine interaction, PH domain and leucine zipper containing 2

[All Photos \(2\)](#)


Product No.	Clonality	Application	Species Reactivity	Citations	SDS
<a href="#">HPA039688</a>	polyclonal	IHC	human		



### Anti-AP1S2 antibody produced in rabbit

[All Photos \(3\)](#)

Product No.	Clonality	Application	Species Reactivity	Citations	SDS
<a href="#">HPA049894</a>	polyclonal	IHC	human		

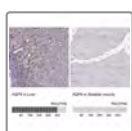


### Anti-AP5Z1 antibody produced in rabbit

**Synonym(s):** Anti-KIAA0415, Anti-SPG48, Anti-Zeta

[All Photos \(4\)](#)

Product No.	Clonality	Application	Species Reactivity	Citations	SDS
<a href="#">HPA035693</a>	polyclonal	IF, IHC	human	1	



### Anti-AQP9

**Synonym(s):** HsT17287, SSC1

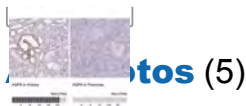
[All Photos \(3\)](#)

Product No.	Clonality	Application	Species Reactivity	Citations	SDS
<a href="#">HPA074762</a>	polyclonal	IHC	human		




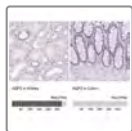
### Anti-AQP6 antibody produced in rabbit

**Synonym(s):** Anti-AQP2L, Anti-aquaporin 6, kidney specific




[Photos](#) (5)

Product No.	Clonality	Application	Species Reactivity	Citations	SDS
<a href="#">HPA015278</a>	polyclonal	IHC	human	3	



### **Anti-AQP2 antibody produced in rabbit**

[All Photos](#) (5)


Product No.	Clonality	Application	Species Reactivity	Citations	SDS
<a href="#">HPA046834</a>	polyclonal	IHC	human	3	

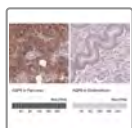


### **Anti-AQP1 antibody produced in rabbit**

**Synonym(s):** Anti-AQP-1, Anti-Aquaporin-1, Anti-Aquaporin-CHIP, Anti-Urine water channel, Anti-Water channel protein for red blood cells and kidney proximal tubule

[All Photos](#) (7)


Product No.	Clonality	Application	Species Reactivity	Citations	SDS
<a href="#">HPA019206</a>	polyclonal	IF, IHC	human	10	



### **Anti-AQP8 antibody produced in rabbit**

**Synonym(s):** Anti-Aquaporin 8

[All Photos](#) (3)


Product No.	Clonality	Application	Species Reactivity	Citations	SDS
<a href="#">HPA046259</a>	polyclonal	IHC	human	10	



### **Anti-AQP3 antibody produced in rabbit**

**Synonym(s):** Anti-GIL

[All Photos](#) (7)

Product No.	Clonality	Application	Species Reactivity	Citations	SDS
<a href="#">HPA014924</a>	polyclonal	IF, IHC	human	3	



### **Anti-AQP5 antibody produced in rabbit**





Photos (6)

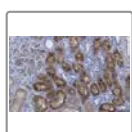
Product No.	Clonality	Application	Species Reactivity	Citations	SDS
<b>HPA065008</b>	polyclonal	IF, IHC	human	2	



### Anti-Aquaporin 5 Antibody, clone 3H17 ZooMAb<sup>®</sup> Rabbit Monoclonal

All Photos (14)


Product No.	Clonality	Application	Species Reactivity	Citations	SDS
<b>ZRB1539</b>	3H17, recombinant monoclonal	ICC, IF, IHC (p), WB, affinity binding assay	human, mouse, rat		



### Anti-Aquaporin-1 Antibody, clone 2I7 ZooMAb<sup>®</sup> Rabbit Monoclonal

All Photos (13)

Product No.	Clonality	Application	Species Reactivity	Citations	SDS
<b>ZRB1390</b>	2I7, recombinant monoclonal	ICC, IHC (p), WB, affinity binding assay	mouse, human		



### Anti-Aquaporin-2 Antibody, clone 1C22 ZooMAb<sup>®</sup> Rabbit Monoclonal

**Synonym(s):** Anti-KLF2 Antibody, clone 1C3 ZooMAb<sup>®</sup> Rabbit Monoclonal

All Photos (7)



Product No.	Clonality	Application	Species Reactivity	Citations	SDS
<b>ZRB2710</b>	1C22, recombinant monoclonal	IF, IHC, WB, affinity	human		


Product No.	Clonality	Application	Species Reactivity	Citations	SDS
		binding assay			



## Anti-Aquaporin-4 Antibody, clone 1K2 ZooMAb<sup>®</sup> Rabbit Monoclonal

[All Photos](#) (10)



Product No.	Clonality	Application	Species Reactivity	Citations	SDS
<b>ZRB1254</b>	1K2, recombinant monoclonal	ICC, IHC (p), WB	rat, human	 	




## Anti-Aquaporin-9 Antibody, clone 1E4 ZooMAb<sup>®</sup> Rabbit Monoclonal

**Synonym(s):** AQP-9, Aquaglyceroporin-9, Small solute channel 1



[All Photos](#) (11)


Product No.	Clonality	Application	Species Reactivity	Citations	SDS
<b>ZRB1456</b>	1E4, monoclonal recombinant monoclonal	ICC, IHC (p), WB, affinity binding assay	human	 	



## Anti-ARAF antibody produced in rabbit

[All Photos](#) (4)


Product No.	Clonality	Application	Species Reactivity	Citations	SDS
<b>HPA046188</b>	polyclonal	IF	human		
<b>HPA066326</b>	polyclonal	IHC	human		

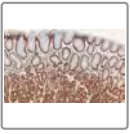


## Anti-Arc antibody produced in rabbit

**Synonym(s):** Anti-Activity-regulated cytoskeleton-associated protein, Anti-Arc3.1, Anti-Arg3.1



[All Photos](#) (5)


Product No.	Clonality	Application	Species Reactivity	Citations	SDS
<b>SAB4200515</b>	polyclonal	IHC, WB	rat, mouse, human	4	



## Anti-ARF6 Antibody, clone 1C10 ZooMAb<sup>®</sup> Rabbit Monoclonal

**All Photos** (13)


Product No.	Clonality	Application	Species Reactivity	Citations	SDS
<b>ZRB2000</b>	1C10, recombinant monoclonal	ICC, IHC, WB, affinity binding assay	human, rat		 

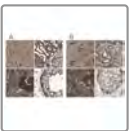


## Anti-ARFGAP3 antibody produced in rabbit

**Synonym(s):** Anti-ADP-ribosylation factor GTPase-activating protein 3 antibody produced in rabbit, Anti-ARF GAP 3 antibody produced in rabbit

**All Photos** (3)



Product No.	Clonality	Application	Species Reactivity	Citations	SDS
<b>HPA000638</b>	polyclonal	IF, IHC	human	4	



## Anti-ARFGAP2 antibody produced in rabbit

**Synonym(s):** Anti-ADP-ribosylation factor GTPase-activating protein 2, Anti-ARF GAP 2, Anti-GTPase-activating protein ZNF289, Anti-Zinc finger protein 289

**All Photos** (13)



Product No.	Clonality	Application	Species Reactivity	Citations	SDS
<b>HPA018152</b>	polyclonal	IHC	rat, mouse, human	3	
<b>HPA016649</b>	polyclonal	IF, IHC	human	1	



## Anti-ARFGAP1 antibody produced in rabbit

**Synonym(s):** Anti-ADP-ribosylation factor GTPase activating protein 1, Anti-ARF1GAP, Anti-FLJ10767, Anti-bA261N11.3

**All Photos** (12)


Product No.	Clonality	Application	Species Reactivity	Citations	SDS
<a href="#">HPA051019</a>	polyclonal	IF, IHC	human	1	
<a href="#">HPA056273</a>	polyclonal	IF, IHC	human		

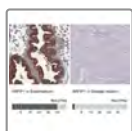


### Anti-ARFIP2 antibody produced in rabbit

**Synonym(s):** Anti-ADP-ribosylation factor interacting protein 2, Anti-POR1

[All Photos](#) (7)


Product No.	Clonality	Application	Species Reactivity	Citations	SDS
<a href="#">HPA038156</a>	polyclonal	IF, IHC	human		

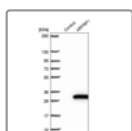


### Anti-ARFIP1 antibody produced in rabbit

**Synonym(s):** Anti-HSU52521

[All Photos](#) (4)


Product No.	Clonality	Application	Species Reactivity	Citations	SDS
<a href="#">HPA063759</a>	polyclonal	IF, IHC	human		



### Anti-ARFRP1 antibody produced in rabbit

**Synonym(s):** Anti-ADP-ribosylation factor related protein 1, Anti-ARL18, Anti-ARP, Anti-Arp1

[All Photos](#) (2)


Product No.	Clonality	Application	Species Reactivity	Citations	SDS
<a href="#">HPA047028</a>	polyclonal	IHC	human		



### Anti-ARG1 antibody produced in rabbit

**Synonym(s):** Anti-Arginase-1, Anti-Liver-type arginase, Anti-Type I arginase

[All Photos](#) (4)

Product No.	Clonality	Application	Species Reactivity	Citations	SDS
<a href="#">HPA024006</a>	polyclonal	IHC	human	4	




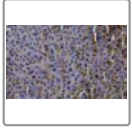
### Anti-ARG2 antibody produced in rabbit

**Synonym(s):** Anti-Arginase II antibody produced in rabbit, Anti-Arginase-2, mitochondrial precursor antibody produced in rabbit, Anti-Kidney-type arginase antibody produced in rabbit, Anti-Non-hepatic

**All** arginase antibody produced in rabbit

**Photos** (3)



Product No.	Clonality	Application	Species Reactivity	Citations	SDS
<b>HPA000663</b>	polyclonal	IHC	human	1	



**Anti-Arginase-1 Antibody, clone 3B17 ZooMAb<sup>®</sup> Rabbit Monoclonal**

**All**

**Photos** (9)


Product No.	Clonality	Application	Species Reactivity	Citations	SDS
<b>ZRB1088</b>	3B17, recombinant monoclonal monoclonal	FACS, IHC (p), WB, affinity binding assay	human		 



**Anti-ARHGAP28 antibody produced in rabbit**


**Synonym(s):** Anti-FLJ10312, Anti-KIAA1314, Anti-Rho GTPase activating protein 28

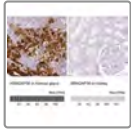
**All Photos** (4)

Product No.	Clonality	Application	Species Reactivity	Citations	SDS
<b>HPA030413</b>	polyclonal	IF, IHC	human	2	

## All Photos (6) **Anti-ARHGAP30 antibody produced in rabbit**

**Synonym(s):** Anti-FLJ00267, Anti-Rho GTPase activating protein 30


Product No.	Clonality	Application	Species Reactivity	Citations	SDS
<b>HPA036300</b>	polyclonal	IF, IHC	human		

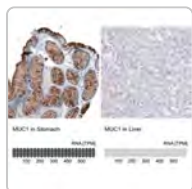


## **Anti-ARHGAP36 antibody produced in rabbit**

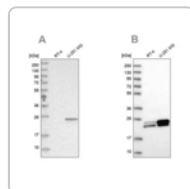
**Synonym(s):** Anti-AL590131.8, Anti-Putative p-GTPase-activating protein FLJ46335 precursor, Anti-RHGXX, Anti-RP13-102H20.1

## All Photos (8)

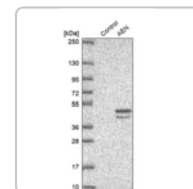
Product No.	Clonality	Application	Species Reactivity	Citations	SDS
<b>HPA002064</b>	polyclonal	IF, IHC	human	3	



Sigma-Aldrich  
**AMAB91533**  
Monoclonal  
Anti-MUC1...



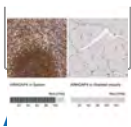
Sigma-Aldrich  
**HPA028118**  
Anti-GUK1



Sigma-Aldrich  
**HPA0485**  
Anti-AEN  
antibody.




**Anti-ARHGAP4 antibody produced in rabbit**



**Synonym(s):** Anti-p-GAP hematopoietic protein C1 antibody produced in rabbit, Anti-p-GTPase-activating protein 4 antibody produced in rabbit, Anti-p115 antibody produced in rabbit

## Photos (19)

Product No.	Clonality	Application	Species Reactivity	Citations	SDS
<a href="#">HPA001083</a>	polyclonal	IF, IHC	human	2	
<a href="#">HPA001012</a>	polyclonal	IHC	human, mouse, rat	2	




## Anti-ARHGAP1 antibody produced in rabbit

**Synonym(s):** Anti-p GTPase-activating protein 1 antibody produced in rabbit, Anti-p-Related small GTPase protein activator antibody produced in rabbit, Anti-CDC42 GTPase-activating protein antibody produced in rabbit, Anti-GTPase-activating protein rhoOGAP antibody produced in rabbit, Anti-p50-RhoGAP antibody produced in rabbit

## All Photos (9)

Product No.	Clonality	Application	Species Reactivity	Citations	SDS
<a href="#">HPA004689</a>	polyclonal	IF, IHC	human, mouse, rat	3	

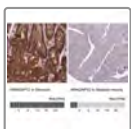


## Anti-ARHGAP29 antibody produced in rabbit

**Synonym(s):** Anti-PTPL1-associated RhoGAP protein 1, Anti-Rho GTPase-activating protein 29, Anti-Rho-type GTPase-activating protein 29

## All Photos (6)

Product No.	Clonality	Application	Species Reactivity	Citations	SDS
<a href="#">HPA026534</a>	polyclonal	IF, IHC	human	1	

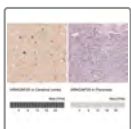


## Anti-ARHGAP12 antibody produced in rabbit

**Synonym(s):** Anti-FLJ10971, Anti-FLJ20737, Anti-FLJ21785, Anti-Rho GTPase activating protein 12

## All Photos (8)


Product No.	Clonality	Application	Species Reactivity	Citations	SDS
<a href="#">HPA000412</a>	polyclonal	IHC	rat, human, mouse	2	




## Anti-ARHGAP26 antibody produced in rabbit

**Synonym(s):** Anti-GRAF, Anti-KIAA0621, Anti-OPHN1L, Anti-OPHN1L1, Anti-Rho GTPase activating protein 26

## All Photos (4)



Product No.	Clonality	Application	Species Reactivity	Citations	SDS
<a href="#">HPA035107</a>	polyclonal	IHC	human	1	

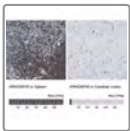


### Anti-ARHGAP25 antibody produced in rabbit

**Synonym(s):** Anti-KIAA0053, Anti-Rho GTPase activating protein 25

## All Photos (19)



Product No.	Clonality	Application	Species Reactivity	Citations	SDS
<a href="#">HPA061395</a>	polyclonal	IF, IHC	human		
<a href="#">HPA035346</a>	polyclonal	IHC	human	1	

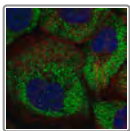


### Anti-ARHGAP45 antibody produced in rabbit

**Synonym(s):** HA-1, HMHA1, KIAA0223

## All Photos (8)


Product No.	Clonality	Application	Species Reactivity	Citations	SDS
<a href="#">HPA079252</a>	polyclonal	IF, IHC	human		
<a href="#">HPA019816</a>	polyclonal	IHC	human	4	



### Anti-ARHGAP11A antibody produced in rabbit

**Synonym(s):** Anti-Kiaa0013, Anti-Rho gtpase activating protein 11a

## All Photos (1)

Product No.	Clonality	Application	Species Reactivity	Citations	SDS
<a href="#">HPA040830</a>	polyclonal	IF	human	1	




### Anti-ARHGEF38 antibody produced in rabbit

**Synonym(s):** Anti-FLJ20184, Anti-Rho guanine nucleotide exchange factor (GEF) 38

## All Photos (2)




Product No.	Clonality	Application	Species Reactivity	Citations	SDS
<a href="#">HPA036510</a>	polyclonal	IHC	human	1	



### Anti-ARHGEF18 antibody produced in rabbit

**Synonym(s):** Anti-Kiaa0521, Anti-Mgc15913, Anti-P114-rhogef, Anti-Rho/rac guanine nucleotide exchange factor (gef) 18

[All Photos](#) (5)




Product No.	Clonality	Application	Species Reactivity	Citations	SDS
<a href="#">HPA042689</a>	polyclonal	IF, IHC	human	3	




### Anti-ARHGEF11 antibody produced in rabbit

**Synonym(s):** Anti-PDZ-RhoGEF, Anti-Rho guanine nucleotide exchange factor 11

[All Photos](#) (17)


Product No.	Clonality	Application	Species Reactivity	Citations	SDS
<a href="#">HPA012037</a>	polyclonal	IHC	human	2	
<a href="#">HPA011026</a>	polyclonal	IHC, WB	human	8	
<a href="#">HPA014658</a>	polyclonal	IHC	human	8	




### Anti-ARHGEF7 antibody produced in rabbit

**Synonym(s):** Anti-Beta-Pix, Anti-COOL-1, Anti-PAK-interacting exchange factor beta, Anti-Rho guanine nucleotide exchange factor 7, Anti-p85

[All Photos](#) (6)


Product No.	Clonality	Application	Species Reactivity	Citations	SDS
<a href="#">HPA004744</a>	polyclonal	IHC	human	4	

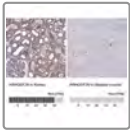


### Anti-ARHGEF25 antibody produced in rabbit

**Synonym(s):** Anti-GEFT, Anti-Rho guanine nucleotide exchange factor (GEF) 25, Anti-p63RhoGEF

[All Photos](#) (2)


Product No.	Clonality	Application	Species Reactivity	Citations	SDS
<b>HPA052016</b>	polyclonal	IHC, WB	human		

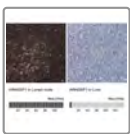


### Anti-ARHGEF28 antibody produced in rabbit

**Synonym(s):** Anti-RP11-428C6.1, Anti-Rho-guanine nucleotide exchange factor (190 kDa guanine nucleotide exchange factor)(p190-RhoGEF)(p190RhoGEF)

**All Photos** (4)



Product No.	Clonality	Application	Species Reactivity	Citations	SDS
<b>HPA037602</b>	polyclonal	IF, IHC	human	2	

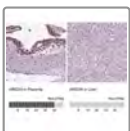


### Anti-ARHGEF1 antibody produced in rabbit

**Synonym(s):** Anti-115 kDa guanine nucleotide exchange factor, Anti-Rho guanine nucleotide exchange factor 1, Anti-Sub15, Anti-p115-RhoGEF, Anti-p115RhoGEF

**All Photos** (9)


Product No.	Clonality	Application	Species Reactivity	Citations	SDS
<b>HPA060784</b>	polyclonal	IF	human		
<b>HPA012924</b>	polyclonal	IF, IHC	human	6	



### Anti-ARID3A

**Synonym(s):** BRIGHT, DRIL1

**All Photos** (6)


Product No.	Clonality	Application	Species Reactivity	Citations	SDS
<b>HPA076330</b>	polyclonal	IHC	human		



### Anti-ARID3A antibody produced in rabbit

**Synonym(s):** Anti-ARID domain- containing protein 3A, Anti-AT-rich interactive domain-containing protein 3A, Anti-Bright, Anti-Dead ringer-like protein 1, Anti-E2F- binding protein 1



**All Photos** (7)

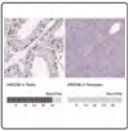
Product No.	Clonality	Application	Species Reactivity	Citations	SDS
<b>HPA004793</b>	polyclonal	IF, IHC	human	2	



## Anti-ARID1A Antibody, clone 1C3 ZooMAb<sup>®</sup> Rabbit Monoclonal

**All Photos** (20)


Product No.	Clonality	Application	Species Reactivity	Citations	SDS
<b>ZRB1280</b>	1C3, recombinant monoclonal	ICC, IHC (p), WB, affinity binding assay	mouse, human	 	

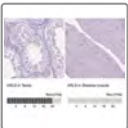


## Anti-ARID3B antibody produced in rabbit

**Synonym(s):** Anti-BDP, Anti-DRIL2


**All Photos** (5)

Product No.	Clonality	Application	Species Reactivity	Citations	SDS
<b>HPA050320</b>	polyclonal	IF, IHC	human		



## Anti-ARL9 antibody produced in rabbit


**All Photos** (4)


Product No.	Clonality	Application	Species Reactivity	Citations	SDS
<b>HPA072942</b>	polyclonal	IF, IHC	human		



## Anti-ARL6 antibody produced in rabbit

**All Photos** (2)


Product No.	Clonality	Application	Species Reactivity	Citations	SDS
<b>HPA019361</b>	polyclonal	IHC	human	6	




## Anti-ARL10 antibody produced in rabbit

**Synonym(s):** Anti-ADP-ribosylation factor-like 10, Anti-ARL10A

## All Photos (2)


Product No.	Clonality	Application	Species Reactivity	Citations	SDS
<a href="#">HPA047044</a>	polyclonal	IHC	human		

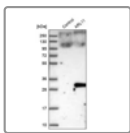


### Anti-ARL15 antibody produced in rabbit

**Synonym(s):** Anti-ADP-Ribosylation Factor-Like 15, Anti-ARFRP2, Anti-FLJ20051

## All Photos (2)


Product No.	Clonality	Application	Species Reactivity	Citations	SDS
<a href="#">HPA044604</a>	polyclonal	IHC	human		




### Anti-ARL11 antibody produced in rabbit

**Synonym(s):** Anti-Adp-ribosylation factor-like 11, Anti-Arlts1, Anti-Flj33930

## All Photos (2)


Product No.	Clonality	Application	Species Reactivity	Citations	SDS
<a href="#">HPA040887</a>	polyclonal	IHC	human		

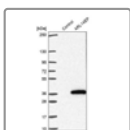


### Anti-ARL4C antibody produced in rabbit

**Synonym(s):** Anti-ADP-ribosylation factor-like 4C, Anti-ARL7, Anti-LAK

## All Photos (2)


Product No.	Clonality	Application	Species Reactivity	Citations	SDS
<a href="#">HPA028927</a>	polyclonal	IF	human	7	

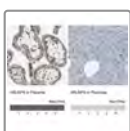


### Anti-ARL14EP antibody produced in rabbit

**Synonym(s):** Anti-ADP-ribosylation factor-like 14 effector protein, Anti-ARF7EP, Anti-C11orf46, Anti-FLJ38968

## All Photos (2)

Product No.	Clonality	Application	Species Reactivity	Citations	SDS
<a href="#">HPA048127</a>	polyclonal	IHC	human		




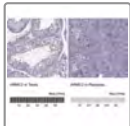
### Anti-ARL6IP6 antibody produced in rabbit

**All**

**Photos** (5)

**Synonym(s):** Anti-ADP-ribosylation factor-like protein 6-interacting protein 6, Anti-ARL-6-interacting protein 6, Anti-Aip-6, Anti-Phosphonoformate immuno-associated protein 1


Product No.	Clonality	Application	Species Reactivity	Citations	SDS
<b>HPA014743</b>	polyclonal	IF, IHC	human	3	





### **Anti-ARMC2 antibody produced in rabbit**

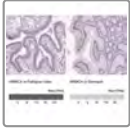
**Synonym(s):** Anti-Armadillo repeat-containing protein 2

**All Photos** (3)

Product No.	Clonality	Application	Species Reactivity	Citations	SDS
<b>HPA025809</b>	polyclonal	IHC	human	1	


**All Photos (6) Anti-ARMC12 antibody produced in rabbit**

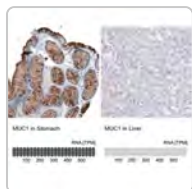
Product No.	Clonality	Application	Species Reactivity	Citations	SDS
<b>HPA075777</b>	polyclonal	IF, IHC	human		
<b>HPA075457</b>	polyclonal	IF, IHC	human		



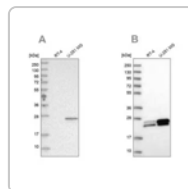
**Anti-ARMC4 antibody produced in rabbit**

**All Photos (5)**

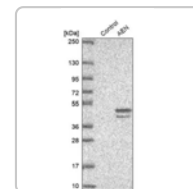
Product No.	Clonality	Application	Species Reactivity	Citations	SDS
<b>HPA037829</b>	polyclonal	IHC	human	1	



Sigma-Aldrich  
**AMAB91533**  
 Monoclonal  
 Anti-MUC1...



Sigma-Aldrich  
**HPA028118**  
 Anti-GUK1



Sigma-Aldrich  
**HPA0485**  
 Anti-AEN  
 antibody.



**Anti-ARMC3 antibody produced in rabbit**



**Synonym(s):** Anti-Armadillo repeat containing 3, Anti-CT81, Anti-FLJ32827

[All Photos](#) (12)

Product No.	Clonality	Application	Species Reactivity	Citations	SDS
<a href="#">HPA037824</a>	polyclonal	IHC	human		
<a href="#">HPA037823</a>	polyclonal	IHC	human		

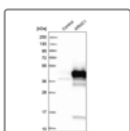


### Anti-ARMC2 antibody produced in rabbit

**Synonym(s):** Anti-Armadillo repeat-containing protein 2

[All Photos](#) (3)

Product No.	Clonality	Application	Species Reactivity	Citations	SDS
<a href="#">HPA025809</a>	polyclonal	IHC	human	1	

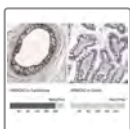


### Anti-ARMC1 antibody produced in rabbit

**Synonym(s):** Anti-Armadillo repeat-containing protein 1

[All Photos](#) (4)


Product No.	Clonality	Application	Species Reactivity	Citations	SDS
<a href="#">HPA026085</a>	polyclonal	IF, IHC	human		



### Anti-ARMCX2 antibody produced in rabbit

[All Photos](#) (4)

Product No.	Clonality	Application	Species Reactivity	Citations	SDS
<a href="#">HPA005761</a>	polyclonal	IF, IHC	human	2	




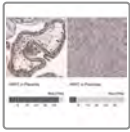
### Anti-ARMT1 antibody produced in rabbit

**Synonym(s):** Anti-C6orf211, Anti-FLJ12910

[All Photos](#) (8)

Product No.	Clonality	Application	Species Reactivity	Citations	SDS
<a href="#">HPA005819</a>	polyclonal	IHC	human	2	


Product No.	Clonality	Application	Species Reactivity	Citations	SDS
<a href="#">HPA003004</a>	polyclonal	IF, IHC	human		



### Anti-ARNT antibody produced in rabbit

**Synonym(s):** Anti-ARNT protein antibody produced in rabbit, Anti-Aryl hydrocarbon receptor nuclear translocator antibody produced in rabbit, Anti-Dioxin receptor, nuclear translocator antibody produced in rabbit, Anti-HIF-1 $\beta$  antibody produced in rabbit, Anti-Hypoxia-inducible factor 1 $\beta$  antibody produced in rabbit



[All Photos](#) (4)

Product No.	Clonality	Application	Species Reactivity	Citations	SDS
<a href="#">HPA001759</a>	polyclonal	IF, IHC	human	6	



### Anti-ARNT Antibody, clone 1H2 ZooMAb<sup>®</sup> Rabbit Monoclonal

[All Photos](#) (11)


Product No.	Clonality	Application	Species Reactivity	Citations	SDS
<a href="#">ZRB1800</a>	1H2, recombinant monoclonal	ICC, IHC (p), WB, affinity binding assay	human, mouse, rat		 




### Anti-ARPC1A antibody produced in rabbit

**Synonym(s):** Anti-Actin-related protein 2/3 complex subunit 1A antibody produced in rabbit, Anti-SOP2-like protein antibody produced in rabbit

[All Photos](#) (6)

Product No.	Clonality	Application	Species Reactivity	Citations	SDS
<a href="#">HPA004334</a>	polyclonal	IF, IHC	human	9	




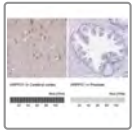
### Anti-ARPC1B antibody produced in rabbit

**Synonym(s):** Anti-Actin-related protein 2/3 complex subunit 1B, Anti-Arp2/3 complex 41 kDa subunit, Anti-p41-ARC

[All Photos](#) (7)




Product No.	Clonality	Application	Species Reactivity	Citations	SDS
<a href="#">HPA004832</a>	polyclonal	IHC	human, mouse, rat	13	

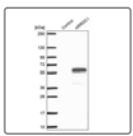


### ANTI-ARPP21 antibody produced in rabbit

**Synonym(s):** Anti-ARPP, Anti-ARPP-21, Anti-Thymocyte cAMP-regulated phosphoprotein, Anti-cAMP-regulated phosphoprotein 21

[All Photos](#) (7)


Product No.	Clonality	Application	Species Reactivity	Citations	SDS
<a href="#">HPA017303</a>	polyclonal	IF, IHC	human	3	

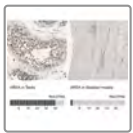


### Anti-ARRDC1 antibody produced in rabbit

**Synonym(s):** Anti-Arrestin Domain Containing 1, Anti-MGC40555

[All Photos](#) (2)


Product No.	Clonality	Application	Species Reactivity	Citations	SDS
<a href="#">HPA044345</a>	polyclonal	IHC	human		

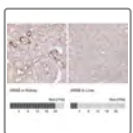


### Anti-ARSA antibody produced in rabbit

**Synonym(s):** Anti-ASA antibody produced in rabbit, Anti-Arylsulfatase A precursor antibody produced in rabbit, Anti-Cerebroside-sulfatase antibody produced in rabbit

[All Photos](#) (6)



Product No.	Clonality	Application	Species Reactivity	Citations	SDS
<a href="#">HPA005554</a>	polyclonal	IHC	human	7	



### Anti-ARSB antibody produced in rabbit


**Synonym(s):** Anti-Arylsulfatase B

[All Photos](#) (7)

Product No.	Clonality	Application	Species Reactivity	Citations	SDS
<a href="#">HPA037770</a>	polyclonal	IF, IHC	human		
<a href="#">HPA037771</a>	polyclonal	IHC	human		



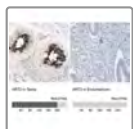
### Anti-ARSG antibody produced in rabbit



**Synonym(s):** Anti-ASG, Anti-Arylsulfatase G

[Photos](#) (10)

Product No.	Clonality	Application	Species Reactivity	Citations	SDS
<a href="#">HPA023285</a>	polyclonal	IHC	human	3	
<a href="#">HPA023245</a>	polyclonal	IHC	human	3	

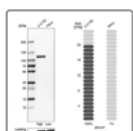


### Anti-ART3 antibody produced in rabbit

**Synonym(s):** Anti-Ecto-ADP-ribosyltransferase 3 precursor, Anti-Mono(ADP-ribosyl)transferase 3, Anti-NAD(P)(+)- arginine ADP-ribosyltransferase 3

[All Photos](#) (3)

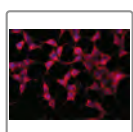
Product No.	Clonality	Application	Species Reactivity	Citations	SDS
<a href="#">HPA011268</a>	polyclonal	IHC	human	5	



### Anti-ARVCF antibody produced in rabbit

[All Photos](#) (7)

Product No.	Clonality	Application	Species Reactivity	Citations	SDS
<a href="#">HPA063675</a>	polyclonal	IF, IHC, WB	human		

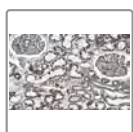


### Anti-AS160 antibody produced in rabbit

**Synonym(s):** Anti-Akt substrate of 160 kDa, Anti-TBC1D4 (TBC1 domain family, member 4)



[All Photos](#) (3)

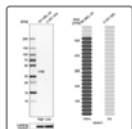
Product No.	Clonality	Application	Species Reactivity	Citations	SDS
<a href="#">SAB4200101</a>	polyclonal	IF, WB	human	6	



### Anti-AS160/TBC1D4 Antibody, clone 1D6 ZooMAb<sup>®</sup> Rabbit Monoclonal

[All Photos](#) (11)


Product No.	Clonality	Application	Species Reactivity	Citations	SDS
<b>ZRB2384</b>	1D6, recombinant monoclonal	ICC, IHC, WB, affinity binding assay	human		 

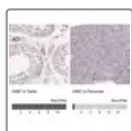


### Anti-ASA1 antibody produced in rabbit

**Synonym(s):** Anti-AC, Anti-Acid ceramidase precursor, Anti-Acylsphingosine deacylase, Anti-N-acylsphingosine amidohydrolase, Anti-PHP32, Anti-Putative 32 kDa heart protein

[All Photos](#) (5)


Product No.	Clonality	Application	Species Reactivity	Citations	SDS
<b>HPA005468</b>	polyclonal	IHC	human	11	

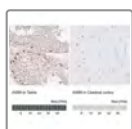


### Anti-ASB7 antibody produced in rabbit

**Synonym(s):** Anti-ASB-7, Anti-Ankyrin repeat and SOCS box protein 7

[All Photos](#) (5)



Product No.	Clonality	Application	Species Reactivity	Citations	SDS
<b>HPA003300</b>	polyclonal	IF, IHC	human	1	

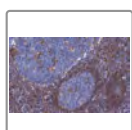


### Anti-ASB9 antibody produced in rabbit

**Synonym(s):** Anti-ASB-9 antibody produced in rabbit, Anti-Ankyrin repeat and SOCS box protein 9 antibody produced in rabbit



[All Photos](#) (14)

Product No.	Clonality	Application	Species Reactivity	Citations	SDS
<b>HPA003014</b>	polyclonal	IHC	human		
<b>HPA003060</b>	polyclonal	IHC	human		



### Anti-ASC/PYCARD Antibody, clone 1C19 ZooMAb<sup>®</sup> Rabbit Monoclonal

[All Photos](#) (12)




Product No.	Clonality	Application	Species Reactivity	Citations	SDS
<b>ZRB1756</b>	1C19, recombinant monoclonal	FACS, ICC, IHC (p), WB, affinity binding assay	human		 

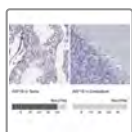


### Anti-ASCC3 antibody produced in rabbit

**Synonym(s):** Anti-ASC1p200, Anti-HELIC1, Anti-RNAH, Anti-SULTX3, Anti-activating signal cointegrator 1 complex subunit 3, Anti-dJ121G13.4, Anti-dJ467N11.1, Anti-hBR-STL-1


**All  
Photos** (20)

Product No.	Clonality	Application	Species Reactivity	Citations	SDS
<b>HPA031610</b>	polyclonal	IHC	human		
<b>HPA031609</b>	polyclonal	IF, IHC	human		
<b>HPA031608</b>	polyclonal	IF, IHC	human		



### Anti-ASF1B antibody produced in rabbit

**All Photos** (3)



Product No.	Clonality	Application	Species Reactivity	Citations	SDS
<b>HPA069385</b>	polyclonal	IF, IHC	human		



### Anti-ASGR1 antibody produced in rabbit

**Synonym(s):** Anti-ASGP-R 1, Anti-ASGPR 1, Anti-Asialoglycoprotein receptor 1, Anti-Hepatic lectin H1

**All  
Photos** (16)

Product No.	Clonality	Application	Species Reactivity	Citations	SDS
<b>HPA011954</b>	polyclonal	IF, IHC	human	5	
<b>HPA012852</b>	polyclonal	IF, IHC	human	4	





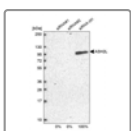
### Anti-ASGR2 antibody produced in rabbit



**Synonym(s):** Anti-ASGP-R 2, Anti-ASGPR 2, Anti-Asialoglycoprotein receptor 2, Anti-Hepatic lectin H2

## Photos (17)


Product No.	Clonality	Application	Species Reactivity	Citations	SDS
<a href="#">HPA015998</a>	polyclonal	IHC	human	2	
<a href="#">HPA014899</a>	polyclonal	IHC	human	5	

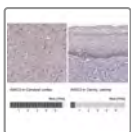


## Anti-ASH2L antibody produced in rabbit

**Synonym(s):** Anti-Ash2, Anti-Ash2 (absent, small, or homeotic)-like (*Drosophila*), Anti-Ash211, Anti-Ash212, Anti-Bre2

## All Photos (4)


Product No.	Clonality	Application	Species Reactivity	Citations	SDS
<a href="#">HPA042289</a>	polyclonal	IF, IHC	mouse, human, rat	2	



## Anti-ASIC3

**Synonym(s):** ACCN3, DRASIC, TNaC1

## All Photos (3)


Product No.	Clonality	Application	Species Reactivity	Citations	SDS
<a href="#">HPA054805</a>	polyclonal	IHC	human		

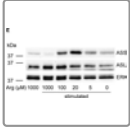
All

## Anti-ASIC2 antibody produced in rabbit

Photos (2)

**Synonym(s):** Anti-ACCN, Anti-ACCN1, Anti-ASIC2a, Anti-BNC1, Anti-BNaC1, Anti-MDEG, Anti-acid-sensing (proton-gated) ion channel 2, Anti-hBNaC1


Product No.	Clonality	Application	Species Reactivity	Citations	SDS
<b>HPA052112</b>	polyclonal	IHC, WB	human	8	

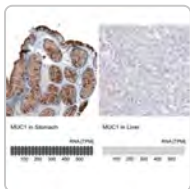


## Anti-ASL antibody produced in rabbit

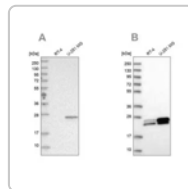
**Synonym(s):** Anti-ASAL, Anti-Argininosuccinate lyase, Anti-Argininosuccinase

All Photos (7)

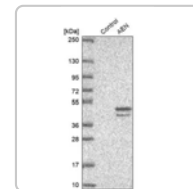
Product No.	Clonality	Application	Species Reactivity	Citations	SDS
<b>HPA016646</b>	polyclonal	IHC	human	8	



Sigma-Aldrich  
**AMAB91533**  
Monoclonal  
Anti-MUC1...



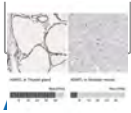
Sigma-Aldrich  
**HPA028118**  
Anti-GUK1



Sigma-Aldrich  
**HPA0485**  
Anti-AEN  
antibody.




**Anti-ASMTL antibody produced in rabbit**



**Synonym(s):** Anti-N-Acetylserotonin O-methyltransferase-like protein antibody produced in rabbit

**Photos** (5)

Product No.	Clonality	Application	Species Reactivity	Citations	SDS
<b>HPA003630</b>	polyclonal	IF, IHC	human	1	



**Anti-ASNS antibody produced in rabbit**

**Synonym(s):** Anti-asparagine synthetase

**All Photos** (10)

Product No.	Clonality	Application	Species Reactivity	Citations	SDS
<b>HPA004924</b>	polyclonal	IF	human		
<b>HPA029318</b>	polyclonal	IHC, WB	human	7	
<b>HPA064737</b>	polyclonal	IF	human		



**Anti-ASPA antibody produced in rabbit**

**Synonym(s):** Anti-ACY-2, Anti-Aminoacylase-2, Anti-Aspartoacylase

**All Photos** (6)

Product No.	Clonality	Application	Species Reactivity	Citations	SDS
<b>HPA022142</b>	polyclonal	IHC	human		



**Anti-ASPA Antibody, clone 1F21 ZooMAb<sup>®</sup> Rabbit Monoclonal**


**All Photos** (3)

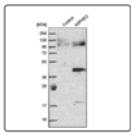
Product No.	Clonality	Application	Species Reactivity	Citations	SDS
<b>ZRB2597</b>	1F21, recombinant monoclonal	IHC, WB, affinity binding assay	human, mouse, rat		



**Anti-ASPG antibody produced in rabbit**

## All Photos (4)


Product No.	Clonality	Application	Species Reactivity	Citations	SDS
<a href="#">HPA069761</a>	polyclonal	IHC	human		

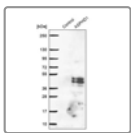


### Anti-ASPHD2 antibody produced in rabbit

**Synonym(s):** Anti-Aspartate- $\beta$ -hydroxylase domain-containing protein 2 antibody produced in rabbit

## All Photos (2)


Product No.	Clonality	Application	Species Reactivity	Citations	SDS
<a href="#">HPA000820</a>	polyclonal	IHC	human		



### Anti-ASPHD1 antibody produced in rabbit

**Synonym(s):** Anti-Aspartate Beta-Hydroxylase Domain Containing 1

## All Photos (2)



Product No.	Clonality	Application	Species Reactivity	Citations	SDS
<a href="#">HPA045175</a>	polyclonal	IHC	human		



### Anti-ASPRV1 antibody produced in rabbit

**Synonym(s):** Anti-FLJ25084, Anti-SASPase, Anti-Taps, Anti-aspartic peptidase, retroviral-like 1

## All Photos (12)


Product No.	Clonality	Application	Species Reactivity	Citations	SDS
<a href="#">HPA034810</a>	polyclonal	IHC	human		
<a href="#">HPA034809</a>	polyclonal	IHC	human	1	




### Anti-ASRGL1 antibody produced in rabbit

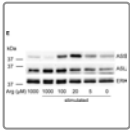
**Synonym(s):** Anti-ALP, Anti-ALP1, Anti-FLJ22316, Anti-HPIP, Anti-asparaginase like 1

## All Photos (17)

Product No.	Clonality	Application	Species Reactivity	Citations	SDS
<a href="#">HPA055572</a>	polyclonal	IHC	human		





Product No.	Clonality	Application	Species Reactivity	Citations	SDS
<b>HPA029725</b>	polyclonal	IF, IHC, WB	human	1	

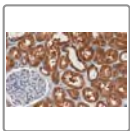


### Anti-ASS1 antibody produced in rabbit

**Synonym(s):** Anti-Argininosuccinate synthase, Anti-Citrulline--aspartate ligase



[All Photos](#) (18)

Product No.	Clonality	Application	Species Reactivity	Citations	SDS
<b>HPA020896</b>	polyclonal	IHC	human	11	
<b>HPA020934</b>	polyclonal	IF, IHC	human	11	



### Anti-ASS1 Antibody, clone 2E22 ZooMAb<sup>®</sup> Rabbit Monoclonal

[All Photos](#) (12)



Product No.	Clonality	Application	Species Reactivity	Citations	SDS
<b>ZRB1817</b>	2E22, recombinant monoclonal	FACS, ICC, IHC (p), WB, affinity binding assay	mouse, human		 

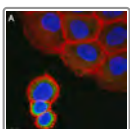


### Anti-ASTE1 antibody produced in rabbit

**Synonym(s):** Anti-Asteroid homolog 1 (*Drosophila*), Anti-HT001



[All Photos](#) (9)

Product No.	Clonality	Application	Species Reactivity	Citations	SDS
<b>HPA037010</b>	polyclonal	IHC	human		
<b>HPA037011</b>	polyclonal	IF, IHC	human		



### Anti-ASTN2 Antibody, clone 2E8 ZooMAb<sup>®</sup> Rabbit Monoclonal



**All Photos** (9)

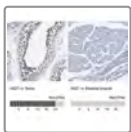
Product No.	Clonality	Application	Species Reactivity	Citations	SDS
<b>ZRB1283</b>	2E8, monoclonal recombinant monoclonal	FACS, ICC, WB, affinity binding assay	mouse, human		 



**Anti-ASXL2 Antibody, clone 1D5 ZooMAb<sup>®</sup> Rabbit Monoclonal**

**All Photos** (13)


Product No.	Clonality	Application	Species Reactivity	Citations	SDS
<b>ZRB1047</b>	1D5, recombinant monoclonal	ICC, IHC, affinity binding assay	human		 



**Anti-ASZ1 antibody produced in rabbit**

**Synonym(s):** Anti-Ankyrin repeat, SAM and basic leucine zipper domain-containing protein 1, Anti-Ankyrin-like protein 1, Anti-Germ cell-specific ankyrin, SAM and basic leucine zipper domain-containing protein


**All Photos** (4)

Product No.	Clonality	Application	Species Reactivity	Citations	SDS
<b>HPA020558</b>	polyclonal	IF, IHC	human	2	



**Anti-ATAD2 antibody produced in rabbit**



**All Photos** (7)

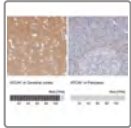
Product No.	Clonality	Application	Species Reactivity	Citations	SDS
<b>HPA029424</b>	polyclonal	IF, IHC, WB	human	3	



**Anti-Ataxin-3 Antibody, clone 2C14 ZooMAb<sup>®</sup> Rabbit Monoclonal**

**All Photos** (11)


Product No.	Clonality	Application	Species Reactivity	Citations	SDS
<b>ZRB1385</b>	2C14, recombinant monoclonal	IHC, WB, affinity binding assay	human	 	



**Anti-ATCAY antibody produced in rabbit**

**Synonym(s):** Anti-ataxia, cerebellar, Cayman type

**All Photos** (3)


Product No.	Clonality	Application	Species Reactivity	Citations	SDS
<b>HPA017755</b>	polyclonal	IHC	human		

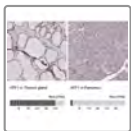


**Anti-ATF5 antibody produced in rabbit**

**Synonym(s):** Anti-activating transcription factor 5

**All Photos** (3)


Product No.	Clonality	Application	Species Reactivity	Citations	SDS
<b>HPA030187</b>	polyclonal	IF, IHC	human		

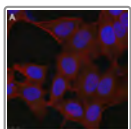


**Anti-ATF1 antibody produced in rabbit**

**Synonym(s):** Anti-TREB36



**All Photos** (5)

Product No.	Clonality	Application	Species Reactivity	Citations	SDS
<b>HPA055069</b>	polyclonal	IF, IHC, WB	human		

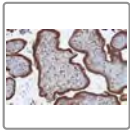


**Anti-ATF4 Antibody, clone 1B21 ZooMAb<sup>®</sup> Rabbit Monoclonal**

**All Photos** (10)



Product No.	Clonality	Application	Species Reactivity	Citations	SDS
<b>ZRB1608</b>	1B21, recombinant	ICC, WB, affinity	human	 	

Product No.	Clonality	Application	Species Reactivity	Citations	SDS
	monoclonal	binding assay			



## Anti-ATF6 $\alpha$ Antibody, clone 1F11 ZooMAb<sup>®</sup> Rabbit Monoclonal

**All Photos** (9)


Product No.	Clonality	Application	Species Reactivity	Citations	SDS
<b>ZRB1913</b>	1F11, recombinant monoclonal	ELISA, IHC, WB, affinity binding assay	human		 

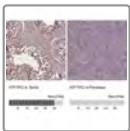


## Anti-ATF7IP antibody produced in rabbit

**Synonym(s):** Anti-ATF-IP, Anti-ATF-interacting protein, Anti-ATFa-associated modulator, Anti-Activating transcription factor 7-interacting protein 1, Anti-MBD1-containing chromatin-associated factor 1, Anti-P621, Anti-hAM

**All Photos** (7)


Product No.	Clonality	Application	Species Reactivity	Citations	SDS
<b>HPA023505</b>	polyclonal	IF, IHC, WB	human	5	



## Anti-ATF7IP2 antibody produced in rabbit

**Synonym(s):** Anti-Activating transcription factor 7 interacting protein 2, Anti-Flj12668

**All Photos** (3)


Product No.	Clonality	Application	Species Reactivity	Citations	SDS
<b>HPA041156</b>	polyclonal	IHC	human		




## Anti-ATG3 antibody produced in rabbit

**Synonym(s):** Anti-APG3L, Anti-DKFZp564M1178, Anti-FLJ22125, Anti-MGC15201, Anti-PC3-96

**All Photos** (3)

Product No.	Clonality	Application	Species Reactivity	Citations	SDS
<b>HPA040471</b>	polyclonal	IHC	human		




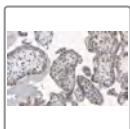
## Anti-ATG5 antibody produced in rabbit

**Synonym(s):** Anti-APG5, Anti-APG5L, Anti-ASP, Anti-ATG5 autophagy related 5 homolog (S. cerevisiae), Anti-hAPG5

[All](#)

[Photos](#) (7)



Product No.	Clonality	Application	Species Reactivity	Citations	SDS
<b>HPA042973</b>	polyclonal	IF, IHC	human	1	

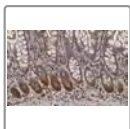


## Anti-ATG7 Antibody, clone 1E15 ZooMAb<sup>®</sup> Rabbit Monoclonal

[All](#)

[Photos](#) (8)



Product No.	Clonality	Application	Species Reactivity	Citations	SDS
<b>ZRB1235</b>	1E15, monoclonal recombinant monoclonal	IHC (p), WB, affinity binding assay	rat, human, mouse		 



## Anti-ATG12 Antibody, clone 1H18 ZooMAb<sup>®</sup> Rabbit Monoclonal



[All](#)

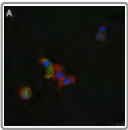
[Photos](#) (11)

Product No.	Clonality	Application	Species Reactivity	Citations	SDS
<b>ZRB1908</b>	1H18, recombinant monoclonal	ICC, IHC, WB, affinity binding assay	human, rat		 

**All  
Photos** (13)

**Anti-Atg5 Antibody, clone 1L18 ZooMAb<sup>®</sup> Rabbit  
Monoclonal**



Product No.	Clonality	Application	Species Reactivity	Citations	SDS
<b>ZRB1596</b>	1L18, recombinant monoclonal	ICC, IHC (p), WB, affinity binding assay	mouse, rat, human	 	

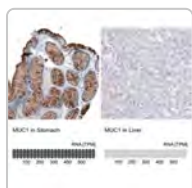


**Anti-ATG8 Antibody, clone 2B11 ZooMAb<sup>®</sup> Rabbit  
Monoclonal**

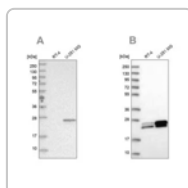
**Synonym(s):** Autophagy-related 8a, Autophagy-related 8b, GEO01803p1, LD05816p

**All  
Photos** (8)

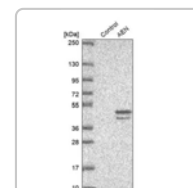
Product No.	Clonality	Application	Species Reactivity	Citations	SDS
<b>ZRB1585</b>	2B11, monoclonal recombinant monoclonal	ICC, WB, affinity binding assay	<i>Drosophila</i>	 	




Sigma-Aldrich  
**AMAB91533**  
Monoclonal  
Anti-MUC1...



Sigma-Aldrich  
**HPA028118**  
Anti-GUK1



Sigma-Aldric  
**HPA0485**  
Anti-AEN  
antibody.

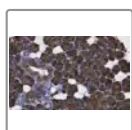


## Anti-Atg1/ULK1 antibody produced in rabbit

**Synonym(s):** Anti-UNC51, Anti-Unc-51 like kinase 1 (C. elegans), Anti-Unc51.1

[All Photos](#) (2)

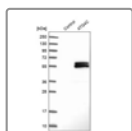
Product No.	Clonality	Application	Species Reactivity	Citations	SDS
<b>A7481</b>	polyclonal	WB	rat, human (predicted), mouse	95	



## Anti-ATG9A Antibody, clone 5B11, ZooMAb<sup>®</sup> Rabbit Monoclonal

[All Photos](#) (28)

Product No.	Clonality	Application	Species Reactivity	Citations	SDS
<b>ZRB1648</b>	5B11, monoclonal recombinant monoclonal	ICC, IHC (p), WB	human	1	

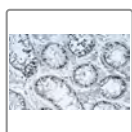


## Anti-ATG4C antibody produced in rabbit

**Synonym(s):** Anti-AUT-like 3 cysteine endopeptidase, Anti-Autophagin-3, Anti-Autophagy-related cysteine endopeptidase 3, Anti-Autophagy-related protein 4 homolog C, Anti-Cysteine protease ATG4C



[All Photos](#) (3)

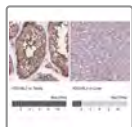
Product No.	Clonality	Application	Species Reactivity	Citations	SDS
<b>HPA007049</b>	polyclonal	IF, IHC	human	1	



## Anti-ATG16L Antibody, clone 1I5 ZooMAb<sup>®</sup> Rabbit Monoclonal


[All Photos](#) (11)

Product No.	Clonality	Application	Species Reactivity	Citations	SDS
<b>ZRB2136</b>	115, recombinant monoclonal	ICC, IHC, WB, affinity binding assay	human, rat		 



### Anti-ATG16L1 antibody produced in rabbit

[All Photos](#) (3)


Product No.	Clonality	Application	Species Reactivity	Citations	SDS
<b>HPA063900</b>	polyclonal	IHC	human		



### Anti-ATIC antibody produced in rabbit

**Synonym(s):** Anti-5-aminoimidazole-4-carboxamide ribonucleotide formyltransferase, Anti-AICAR transformylase, Anti-ATIC, Anti-Bifunctional purine biosynthesis protein PURH, Anti-IMP synthetase, Anti-Inosinicase

[All Photos](#) (4)


Product No.	Clonality	Application	Species Reactivity	Citations	SDS
<b>HPA021012</b>	polyclonal	IF, IHC	mouse, human, rat	4	



### Anti-ATL1 antibody produced in rabbit

**Synonym(s):** Anti-AD-FSP, Anti-FSP1, Anti-SPG3, Anti-SPG3A, Anti-atlastin GTPase 1

[All Photos](#) (3)



Product No.	Clonality	Application	Species Reactivity	Citations	SDS
<b>HPA027550</b>	polyclonal	IHC	human	2	



### Anti-ATM Antibody, clone 4N19, ZooMAb<sup>®</sup> Rabbit Monoclonal

**Synonym(s):** A-T mutated, Ataxia telangiectasia mutated, EC:2.7.11.1, Serine-protein kinase ATM

[All Photos](#) (14)

Product No.	Clonality	Application	Species Reactivity	Citations	SDS
<b>ZRB1376</b>	4N19, monoclonal	IF, IHC (p), WB,	human, rat, mouse		 




Product No.	Clonality	Application	Species Reactivity	Citations	SDS
	recombinant	affinity			
	monoclonal	binding assay			




### Anti-ATN1 antibody produced in rabbit

**Synonym(s):** Anti-B37, Anti-D12S755E, Anti-DRPLA, Anti-FILIP, Anti-KIAA1275, Anti-atrophin  
1




[All Photos](#) (6)

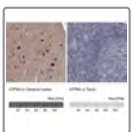
Product No.	Clonality	Application	Species Reactivity	Citations	SDS
<b>HPA031619</b>	polyclonal	IF, IHC	human	2	



### Anti-ATP Synthase $\beta$ Antibody, clone 1E6 ZooMAb<sup>®</sup> Rabbit Monoclonal

[All Photos](#) (7)


Product No.	Clonality	Application	Species Reactivity	Citations	SDS
<b>ZRB2723</b>	recombinant monoclonal	FACS, ICC, IHC, WB, affinity binding assay	rat, human, mouse		  



### Anti-ATP9A antibody produced in rabbit

**Synonym(s):** Anti-ATPIIA, Anti-ATPase, class II, type 9A, Anti-KIAA0611

[All Photos](#) (7)



Product No.	Clonality	Application	Species Reactivity	Citations	SDS
<b>HPA035630</b>	polyclonal	IHC	mouse, human, rat	1	

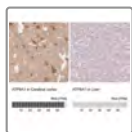


### Anti-ATP4A antibody produced in rabbit

**Synonym(s):** Anti-ATP6A, Anti-ATPase, H<sup>+</sup>/K<sup>+</sup> exchanging,  $\alpha$  polypeptide

[All Photos](#) (6)


Product No.	Clonality	Application	Species Reactivity	Citations	SDS
<a href="#">HPA076684</a>	polyclonal	IF, IHC	human		
<a href="#">HPA039154</a>	polyclonal	IHC	human	1	



### Anti-ATP8A1 antibody produced in rabbit

**Synonym(s):** Anti-ATPIA, Anti-ATPase, aminophospholipid transporter (APLT), class I, type 8A, member 1

[All Photos](#) (7)



Product No.	Clonality	Application	Species Reactivity	Citations	SDS
<a href="#">HPA052935</a>	polyclonal	IF, IHC	human	1	




### Anti-ATP5A1 antibody produced in rabbit

**Synonym(s):** Anti-ATP5A, Anti-ATP5AL2, Anti-ATPM, Anti-OMR, Anti-ORM, Anti-hATP1

[All Photos](#) (12)




Product No.	Clonality	Application	Species Reactivity	Citations	SDS
<a href="#">HPA044202</a>	polyclonal	IHC	human		
<a href="#">HPA040622</a>	polyclonal	IHC	human		




### Anti-ATP5A1 Antibody, clone 1J7 ZooMAb<sup>®</sup> Rabbit Monoclonal

**Synonym(s):** Anti-p-Ser/Thr-Pro MPM-2 Antibody, clone MPM-2 ZooMAb<sup>®</sup> Mouse Monoclonal

[All Photos](#) (7)

Product No.	Clonality	Application	Species Reactivity	Citations	SDS
<a href="#">ZRB2729</a>	1J7, recombinant monoclonal	ICC, IHC, WB, affinity binding assay	rat, human, mouse		  




## Anti-ATP13A2 (C-terminal region) antibody produced in rabbit

**Synonym(s):** Anti-ATPase type 13A2, Anti-PARK9

[All](#)

[Photos \(2\)](#)


Product No.	Clonality	Application	Species Reactivity	Citations	SDS
<b>A3361</b>	polyclonal	WB	mouse, human	10	



## Anti-ATP13A2 (C-terminal) antibody produced in rabbit

**Synonym(s):** Anti-ATPase type 13A2, Anti-PARK9

[All Photos \(2\)](#)


Product No.	Clonality	Application	Species Reactivity	Citations	SDS
<b>A9732</b>	polyclonal	WB	mouse, human	4	



## Anti-ATP13A2 antibody produced in rabbit

**Synonym(s):** Anti-ATPase type 13A2, Anti-PARK9

[All Photos \(2\)](#)


Product No.	Clonality	Application	Species Reactivity	Citations	SDS
<b>A9607</b>	polyclonal	WB	mouse, human	4	



## Anti-ATP2A2 antibody produced in rabbit

**Synonym(s):** Anti-ATP2B, Anti-DAR, Anti-SERCA2

[All Photos \(6\)](#)



Product No.	Clonality	Application	Species Reactivity	Citations	SDS
<b>HPA062605</b>	polyclonal	IF, IHC	human	2	

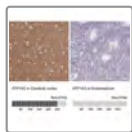


## Anti-ATP2A2/SERCA2 Antibody, clone 1G13 ZooMAb<sup>®</sup> Rabbit Monoclonal

[All](#)

[Photos \(6\)](#)



Product No.	Clonality	Application	Species Reactivity	Citations	SDS
<b>ZRB2440</b>	1G13, recombinant monoclonal	IHC, WB, affinity binding assay	human, mouse		 

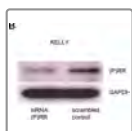


### Anti-ATP1A3 antibody produced in rabbit

**Synonym(s):** Anti-DYT12


[All Photos](#) (10)

Product No.	Clonality	Application	Species Reactivity	Citations	SDS
<b>HPA045367</b>	polyclonal	IHC	human	1	
<b>HPA056446</b>	polyclonal	IHC	human		



### Anti-ATP6AP2 antibody produced in rabbit

[All Photos](#) (7)



Product No.	Clonality	Application	Species Reactivity	Citations	SDS
<b>HPA003156</b>	polyclonal	IHC	human	44	

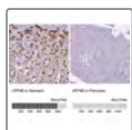


### Anti-ATP5B antibody produced in rabbit

**Synonym(s):** Anti-ATP synthase subunit  $\beta$ , mitochondrial precursor antibody produced in rabbit

[All Photos](#) (16)



Product No.	Clonality	Application	Species Reactivity	Citations	SDS
<b>HPA001528</b>	polyclonal	IF, IHC	human, mouse, rat	5	
<b>HPA001520</b>	polyclonal	IF, IHC	rat, human, mouse	16	




### Anti-ATP4B antibody produced in rabbit

**Synonym(s):** Anti-ATP6B

[All Photos](#) (14)



Product No.	Clonality	Application	Species Reactivity	Citations	SDS
<a href="#">HPA052649</a>	polyclonal	IHC	human		
<a href="#">HPA045400</a>	polyclonal	IHC	human		

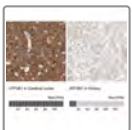


### Anti-ATP8B1 antibody produced in rabbit

**Synonym(s):** Anti-ATPase class I type 8B member 1, Anti-Familial intrahepatic cholestasis type 1, Anti-Probable phospholipid-transporting ATPase IC

[All Photos](#) (12)



Product No.	Clonality	Application	Species Reactivity	Citations	SDS
<a href="#">HPA018674</a>	polyclonal	IHC	human	5	
<a href="#">HPA018673</a>	polyclonal	IHC	human	5	



### Anti-ATP2B1 antibody produced in rabbit

**Synonym(s):** Anti-PMCA1, Anti-Plasma membrane calcium ATPase isoform 1, Anti-Plasma membrane calcium pump isoform 1, Anti-Plasma membrane calcium-transporting ATPase 1

[All Photos](#) (9)


Product No.	Clonality	Application	Species Reactivity	Citations	SDS
<a href="#">HPA012945</a>	polyclonal	IHC, WB	human	7	
<a href="#">HPA011166</a>	polyclonal	IF, IHC	human	3	




### Anti-ATP1B1 antibody produced in rabbit

**Synonym(s):** Anti-Sodium/potassium- dependent ATPase subunit beta-1, Anti-Sodium/potassium-transporting ATPase subunit beta-1

[All Photos](#) (4)

Product No.	Clonality	Application	Species Reactivity	Citations	SDS
<a href="#">HPA012911</a>	polyclonal	IHC	human	5	



## Anti-ATP1B2 antibody produced in rabbit


**Synonym(s):** Anti-Sodium/potassium- dependent ATPase subunit beta-2, Anti-Sodium/potassium-transporting ATPase subunit beta-2

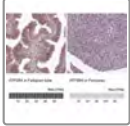
**All**

**Photos** (5)

Product No.	Clonality	Application	Species Reactivity	Citations	SDS
<b>HPA010698</b>	polyclonal	IHC	human	5	

**All Photos (6) Anti-ATP2B3 antibody produced in rabbit**


Product No.	Clonality	Application	Species Reactivity	Citations	SDS
<b>HPA001583</b>	polyclonal	IF, IHC	human	3	

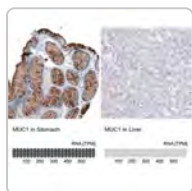


**Anti-ATP2B4 antibody produced in rabbit**

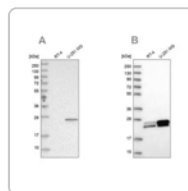
**Synonym(s):** Anti-ATP2B2, Anti-MXRA1, Anti-PMCA4

**All Photos (4)**

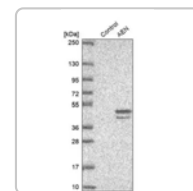
Product No.	Clonality	Application	Species Reactivity	Citations	SDS
<b>HPA040431</b>	polyclonal	IF, IHC	human		



Sigma-Aldrich  
**AMAB91533**  
Monoclonal  
Anti-MUC1...



Sigma-Aldrich  
**HPA028118**  
Anti-GUK1





Sigma-Aldric  
**HPA0485**  
Anti-AEN  
antibody.



**Anti-ATP5F1 antibody produced in rabbit**

**Synonym(s):** Anti-ATP Synthase, H+ Transporting, Mitochondrial Fo Complex, Subunit B1

## All Photos (15)



Product No.	Clonality	Application	Species Reactivity	Citations	SDS
<a href="#">HPA046067</a>	polyclonal	IHC	human		
<a href="#">HPA057347</a>	polyclonal	IF, IHC	human		




### Anti-ATP5H antibody produced in rabbit

**Synonym(s):** Anti-ATP synthase, H<sup>+</sup> transporting, mitochondrial Fo complex, subunit d, Anti-ATP5JD, Anti-ATPQ

## All Photos (12)


Product No.	Clonality	Application	Species Reactivity	Citations	SDS
<a href="#">HPA048459</a>	polyclonal	IHC	human		
<a href="#">HPA042777</a>	polyclonal	IF, IHC	human		

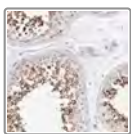


### Anti-ATP5I antibody produced in rabbit

**Synonym(s):** Anti-ATP synthase, H<sup>+</sup> transporting, mitochondrial Fo complex, subunit E

## All Photos (5)


Product No.	Clonality	Application	Species Reactivity	Citations	SDS
<a href="#">HPA035010</a>	polyclonal	IF, IHC	human, mouse, rat	3	



### Anti-ATPIF1 antibody produced in rabbit

**Synonym(s):** Anti-ATPI, Anti-ATPIP, Anti-ATPase inhibitory factor 1, Anti-CG7943, Anti-IP, Anti-MGC1167, Anti-MGC14836, Anti-MGC8898

## All Photos (6)

Product No.	Clonality	Application	Species Reactivity	Citations	SDS
<a href="#">HPA027999</a>	polyclonal	IF, IHC	human	6	





### Anti-ATP5O antibody produced in rabbit

**Synonym(s):** Anti-ATPO, Anti-OSCP

## All Photos (4)




Product No.	Clonality	Application	Species Reactivity	Citations	SDS
<a href="#">HPA041394</a>	polyclonal	IHC	human		

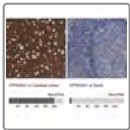


### Anti-ATP5SL antibody produced in rabbit

**Synonym(s):** Anti-ATP5S-like, Anti-FLJ10241

[All Photos](#) (3)


Product No.	Clonality	Application	Species Reactivity	Citations	SDS
<a href="#">HPA041427</a>	polyclonal	IF, IHC	human		

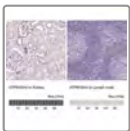


### Anti-ATP6V0A1 antibody produced in rabbit

**Synonym(s):** Anti-Clathrin-coated vesicle/synaptic vesicle proton pump 116 kDa subunit, Anti-V-ATPase 116 kDa isoform a1, Anti-V-type proton ATPase 116 kDa subunit a isoform 1, Anti-Vacuolar adenosine triphosphatase subunit Ac116, Anti-Vacuolar proton pump subunit 1, Anti-Vacuolar proton translocating ATPase 116 kDa subunit a isoform 1

[All Photos](#) (6)



Product No.	Clonality	Application	Species Reactivity	Citations	SDS
<a href="#">HPA022144</a>	polyclonal	IF, IHC	human	1	




### Anti-ATP6V0A4 antibody produced in rabbit

**Synonym(s):** Anti-V-ATPase 116 kDa isoform a4, Anti-Vacuolar proton translocating ATPase 116 kDa subunit a isoform 4, Anti-Vacuolar proton translocating ATPase 116 kDa subunit a kidney isoform, Anti-ATP6N1B, Anti-ATP6N2, Anti-RDRTA2, Anti-RTA1C, Anti-RTADR, Anti-Stv1, Anti-VPP2, Anti-Vph1, Anti-a4

[All Photos](#) (14)


Product No.	Clonality	Application	Species Reactivity	Citations	SDS
<a href="#">HPA018029</a>	polyclonal	IHC	human	3	
<a href="#">HPA064555</a>	polyclonal	IHC	human		

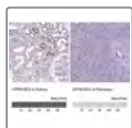


### Anti-ATP6V0D1 antibody produced in rabbit

**Synonym(s):** Anti-32 kDa accessory protein, Anti-P39, Anti-V-ATPase 40 kDa accessory protein, Anti-V-ATPase AC39 subunit, Anti-V-ATPase subunit d 1, Anti-Vacuolar proton pump subunit d 1

[All Photos](#) (3)

Product No.	Clonality	Application	Species Reactivity	Citations	SDS
<a href="#">HPA016938</a>	polyclonal	IHC	human	4	



## Anti-ATP6V0D2 antibody produced in rabbit

**Synonym(s):** Anti-ATP6D2, Anti-FLJ38708, Anti-VMA6

[All Photos](#) (6)

Product No.	Clonality	Application	Species Reactivity	Citations	SDS
<a href="#">HPA055327</a>	polyclonal	IHC	human	1	



## Anti-ATP6V1A antibody produced in rabbit

[All Photos](#) (4)

Product No.	Clonality	Application	Species Reactivity	Citations	SDS
<a href="#">HPA035083</a>	polyclonal	IF	human		
<a href="#">HPA035084</a>	polyclonal	IF, WB	human		



## Anti-ATP6V1B1 antibody produced in rabbit

**Synonym(s):** Anti-ATP6B1, Anti-RTA1B, Anti-VATB, Anti-VPP3, Anti-Vma2

[All Photos](#) (6)

Product No.	Clonality	Application	Species Reactivity	Citations	SDS
<a href="#">HPA031847</a>	polyclonal	IHC	human	4	

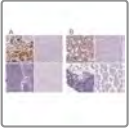


## Anti-ATP6V1B2 antibody produced in rabbit

**Synonym(s):** Anti-Endomembrane proton pump 58 kDa subunit, Anti-HO57, Anti-V-ATPase subunit B 2, Anti-V-type proton ATPase subunit B, brain isoform, Anti-Vacuolar proton pump subunit B 2

[All Photos](#) (7)

Product No.	Clonality	Application	Species Reactivity	Citations	SDS
<a href="#">HPA008147</a>	polyclonal	IF, IHC	rat, human, mouse	3	



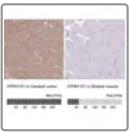
## Anti-ATP6V1D antibody produced in rabbit

**Synonym(s):** Anti-ATP6M, Anti-ATPase, H<sup>+</sup> transporting, lysosomal 34kDa, V1 subunit D, Anti-FLJ23842, Anti-VATD, Anti-VMA8, Anti-p28ING5

[All](#)

[Photos](#) (13)

Product No.	Clonality	Application	Species Reactivity	Citations	SDS
<a href="#">HPA057316</a>	polyclonal	IF, IHC	human		
<a href="#">HPA031515</a>	polyclonal	IHC	human, mouse, rat		



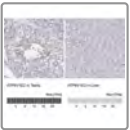
## Anti-ATP6V1E1 antibody produced in rabbit

**Synonym(s):** Anti-ATP6E, Anti-ATP6E2, Anti-ATP6V1E, Anti-ATPase, H<sup>+</sup> transporting, lysosomal 31kDa, V1 subunit E1, Anti-P31, Anti-Vma4

[All](#)

[Photos](#) (7)

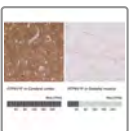
Product No.	Clonality	Application	Species Reactivity	Citations	SDS
<a href="#">HPA029196</a>	polyclonal	IF, IHC	human, mouse, rat	1	



## Anti-ATP6V1E2 antibody produced in rabbit

[All Photos](#) (3)

Product No.	Clonality	Application	Species Reactivity	Citations	SDS
<a href="#">HPA075092</a>	polyclonal	IF, IHC	human		

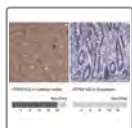


## Anti-ATP6V1F antibody produced in rabbit

**Synonym(s):** Anti-ATP6S14, Anti-VATF, Anti-Vma7

[All Photos](#) (4)

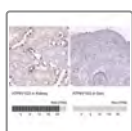
Product No.	Clonality	Application	Species Reactivity	Citations	SDS
<a href="#">HPA062011</a>	polyclonal	IHC	human		



## Anti-ATP6V1G2 antibody produced in rabbit

[All Photos](#) (3)

Product No.	Clonality	Application	Species Reactivity	Citations	SDS
<a href="#">HPA068667</a>	polyclonal	IF, IHC	human		

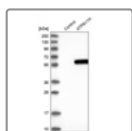


## Anti-ATP6V1G3 antibody produced in rabbit

**Synonym(s):** Anti-ATP6G3, Anti-ATPase, H<sup>+</sup> transporting, lysosomal 13kDa, V1 subunit G3, Anti-Vma10

[All Photos](#) (5)

Product No.	Clonality	Application	Species Reactivity	Citations	SDS
<a href="#">HPA028701</a>	polyclonal	IHC	human	6	



## Anti-ATP6V1H antibody produced in rabbit

**Synonym(s):** Anti-NBP1, Anti-V-ATPase 50/57 kDa subunits, Anti-V-ATPase subunit H, Anti-V-type proton ATPase subunit H, Anti-VMA13, Anti-Vacuolar proton pump subunit H, Anti-Vacuolar proton pump subunit SFD

[All Photos](#) (6)

Product No.	Clonality	Application	Species Reactivity	Citations	SDS
<a href="#">HPA023421</a>	polyclonal	IF, IHC	human	2	




## Anti-ATR Antibody, clone 1B15 ZooMAb<sup>®</sup> Rabbit Monoclonal

[All Photos](#) (23)

Product No.	Clonality	Application	Species Reactivity	Citations	SDS
<a href="#">ZRB1687</a>	1B15, recombinant monoclonal	ICC, IHC (p), WB, affinity binding assay	human, rat, mouse		




## Anti-ATRX antibody produced in rabbit



**Synonym(s):** JMS, RAD54, XH2, XNP

**Photos** (7)

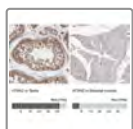
Product No.	Clonality	Application	Species Reactivity	Citations	SDS
<b>HPA001906</b>	polyclonal	IF, IHC	human	116	



### **Anti-ATRX Antibody, clone 2A12, ZooMAb<sup>®</sup> Rabbit Monoclonal**

**All Photos** (19)

Product No.	Clonality	Application	Species Reactivity	Citations	SDS
<b>ZRB001906</b>	2A12, recombinant monoclonal monoclonal	ICC, IHC (p), WB	mouse, human		



### **Anti-ATXN2 antibody produced in rabbit**

**Synonym(s):** Anti-Ataxin-2, Anti-Spinocerebellar ataxia type 2 protein, Anti-Trinucleotide repeat-containing gene 13 protein

**All Photos** (13)

Product No.	Clonality	Application	Species Reactivity	Citations	SDS
<b>HPA020339</b>	polyclonal	IHC	human	7	
<b>HPA021146</b>	polyclonal	IHC	human	9	




### **Anti-ATXN2 Antibody, clone 3N14 ZooMAb<sup>®</sup> Rabbit Monoclonal**

**All Photos** (6)

Product No.	Clonality	Application	Species Reactivity	Citations	SDS
<b>ZRB2803</b>	recombinant monoclonal	ICC, IHC, WB, affinity binding assay	human, rat		





### **Anti-ATXN2L antibody produced in rabbit**



**Synonym(s):** Anti-A2D, Anti-A2lp, Anti-ataxin 2-like

[All Photos](#) (6)


Product No.	Clonality	Application	Species Reactivity	Citations	SDS
<a href="#">HPA041506</a>	polyclonal	IF, IHC, WB	human		

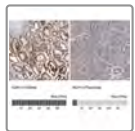


### Anti-ATXN7L2 antibody produced in rabbit

**Synonym(s):** Anti-FLJ00381, Anti-MGC46534, Anti-ataxin 7-like 2

[All Photos](#) (2)


Product No.	Clonality	Application	Species Reactivity	Citations	SDS
<a href="#">HPA029827</a>	polyclonal	IHC	human		



### Anti-AUH antibody produced in rabbit


**Synonym(s):** Anti-AU-binding protein/enoyl-CoA hydratase, Anti-AU-specific RNA-binding enoyl-CoA hydratase, Anti-Methylglutaconyl-CoA hydratase, mitochondrial precursor

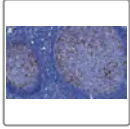
[All Photos](#) (3)

Product No.	Clonality	Application	Species Reactivity	Citations	SDS
<a href="#">HPA004171</a>	polyclonal	IHC	human	4	

## All Photos (3) **Anti-AUNIP antibody produced in rabbit**



**Synonym(s):** Anti-C1orf135, Anti-MGC2603, Anti-Uncharacterized protein C1orf135

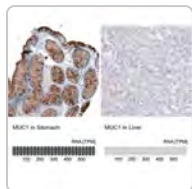
Product No.	Clonality	Application	Species Reactivity	Citations	SDS
<b>HPA028730</b>	polyclonal	IF, IHC	human		



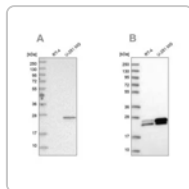
## **Anti-Aurora A Antibody, clone 1B17 ZooMAb® Rabbit Monoclonal**

### All Photos (15)

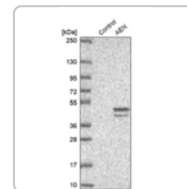
Product No.	Clonality	Application	Species Reactivity	Citations	SDS
<b>ZRB1902</b>	1B17, recombinant monoclonal	ICC, IHC, WB, affinity binding assay	human, mouse	 	



Sigma-Aldrich  
**AMAB91533**  
 Monoclonal  
 Anti-MUC1...



Sigma-Aldrich  
**HPA028118**  
 Anti-GUK1

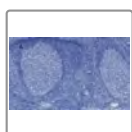


Sigma-Aldrich  
**HPA0485**  
 Anti-AEN  
 antibody.

[View Price and Availability](#)



[View Price and Availability](#)

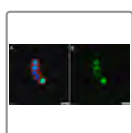
[View Price and Availability](#)



**Anti-Aurora B Antibody, clone 7C4, ZooMAb<sup>®</sup> Rabbit Monoclonal**




**All Photos** (22)

Product No.	Clonality	Application	Species Reactivity	Citations	SDS
<b>ZRB1149</b>	7C4, recombinant monoclonal	ICC, IHC (p), WB	mouse, human, rat	 	



**Anti-AUTS2 Antibody, clone 1D8 ZooMAb<sup>®</sup> Rabbit Monoclonal**


**All Photos** (6)

Product No.	Clonality	Application	Species Reactivity	Citations	SDS
<b>ZRB1289</b>	recombinant monoclonal	ICC, WB, affinity binding assay	rat, human	  	




**Anti-AXDND1 antibody produced in rabbit**

**All Photos** (3)

Product No.	Clonality	Application	Species Reactivity	Citations	SDS
<b>HPA071114</b>	polyclonal	IHC	human		






## Anti-AXL antibody produced in rabbit

**Synonym(s):** Anti-AXL receptor tyrosine kinase, Anti-JTK11, Anti-UFO

[All Photos](#) (2)

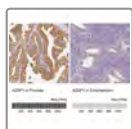
Product No.	Clonality	Application	Species Reactivity	Citations	SDS
<a href="#">HPA037422</a>	polyclonal	IHC, WB	human	4	



## Anti-Axl Antibody, clone 3D13 ZooMAb® Rabbit Monoclonal

[All Photos](#) (12)

Product No.	Clonality	Application	Species Reactivity	Citations	SDS
<a href="#">ZRB1956</a>	3D13, recombinant monoclonal	FACS, ICC, IHC, WB, affinity binding assay	monkey, mouse, human		




## Anti-AZGP1 antibody produced in rabbit

**Synonym(s):** Anti-Zinc-alpha-2-glycoprotein precursor, Anti-Zn- alpha-2-GP, Anti-Zn-alpha-2-glycoprotein

[All Photos](#) (4)

Product No.	Clonality	Application	Species Reactivity	Citations	SDS
<a href="#">HPA012582</a>	polyclonal	IHC	human	7	



## Anti-AZU1 antibody produced in rabbit

**Synonym(s):** Anti-AZAMP, Anti-AZU, Anti-CAP37, Anti-HBP, Anti-HUMAZUR



[All Photos](#) (6)

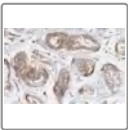
Product No.	Clonality	Application	Species Reactivity	Citations	SDS
<a href="#">HPA075964</a>	polyclonal	IF, IHC	human		
<a href="#">HPA055851</a>	polyclonal	IHC	human		



## Anti- $\beta$ Actin Antibody, clone 4C2 ZooMAb<sup>®</sup> Mouse Monoclonal

[All Photos](#) (11)



Product No.	Clonality	Application	Species Reactivity	Citations	SDS
<b>ZMS1156</b>	4C2, recombinant monoclonal	FACS, IHC, WB	monkey, mouse, human, rat	 	

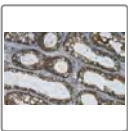


## Anti- $\beta$ Tubulin Antibody, clone 10G11 ZooMAb<sup>®</sup> Rabbit Monoclonal

**Synonym(s):** Tubulin beta chain, Tubulin beta-5 chain



[All Photos](#) (11)

Product No.	Clonality	Application	Species Reactivity	Citations	SDS
<b>ZRB1416</b>	recombinant monoclonal	IHC (p), WB, affinity binding assay	rat, human, mouse	 	



## Anti- $\beta$ Tubulin Antibody, clone AA2 ZooMAb<sup>®</sup> Mouse Monoclonal

[All Photos](#) (14)



Product No.	Clonality	Application	Species Reactivity	Citations	SDS
<b>ZMS1190</b>	AA2, recombinant monoclonal	FACS, ICC, IHC, WB	mouse, rat, human	 	



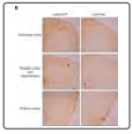
## Anti- $\beta$ -Actin Antibody, clone 6L12, ZooMAb<sup>®</sup> Rabbit Monoclonal

**Synonym(s):** Actin cytoplasmic 1

[All Photos](#) (13)

Product No.	Clonality	Application	Species Reactivity	Citations	SDS
<b>ZRB1312</b>	6L12, monoclonal	ICC, IHC (p),	rat, mouse, monkey, human	11	 


Product No.	Clonality	Application	Species Reactivity	Citations	SDS
	recombinant monoclonal	WB			

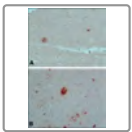


### Anti-β-Amyloid antibody, Mouse monoclonal

**Synonym(s):** Anti-A-BETA, Anti-Amyloid β Precursor Protein, Clone BAM91


[All Photos](#) (3)

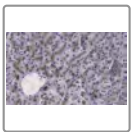
Product No.	Clonality	Application	Species Reactivity	Citations	SDS
<b>A5213</b>	BAM-10, monoclonal	ELISA (i), IHC (p)	human	32	



### Anti-β-Amyloid Protein (1-40) antibody produced in rabbit



[All Photos](#) (3)

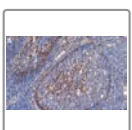
Product No.	Clonality	Application	Species Reactivity	Citations	SDS
<b>A8326</b>	polyclonal	ELISA (i), IHC (p)	human	14	



### Anti-β-Glucocerebrosidase Antibody, clone 2I15 ZooMAb<sup>®</sup> Rabbit Monoclonal



[All Photos](#) (14)

Product No.	Clonality	Application	Species Reactivity	Citations	SDS
<b>ZRB1325</b>	2I15, recombinant monoclonal	ICC, IHC (p), WB, affinity binding assay	human		 



### Anti-B7-H3/CD276 Antibody, clone 2E22 ZooMAb<sup>®</sup> Rabbit Monoclonal

[All Photos](#) (13)



Product No.	Clonality	Application	Species Reactivity	Citations	SDS
<b>ZRB1826</b>	2E22, recombinant	ICC, IHC (p),	human		 


Product No.	Clonality	Application	Species Reactivity	Citations	SDS
	monoclonal	WB, affinity binding assay			



### Anti- $\beta$ -Tubulin Antibody, clone 1C9 ZooMAb<sup>®</sup> Rabbit Monoclonal



**All Photos** (17)

Product No.	Clonality	Application	Species Reactivity	Citations	SDS
<b>ZRB1124</b>	1C9, monoclonal recombinant monoclonal	ICC, IHC (p), WB, affinity binding assay	human		 



### Anti- $\beta$ -Tubulin III Antibody, clone 5H16, ZooMAb<sup>®</sup> Rabbit Monoclonal



**All Photos** (13)

Product No.	Clonality	Application	Species Reactivity	Citations	SDS
<b>ZRB1140</b>	5H16, recombinant monoclonal	ICC, IHC (p), WB	human, mouse, rat	1	 



### Anti- $\beta$ 2-Adrenergic Receptor Antibody, clone 2B23 ZooMAb<sup>®</sup> Rabbit Monoclonal

**All Photos** (7)

Product No.	Clonality	Application	Species Reactivity	Citations	SDS
<b>ZRB2262</b>	2B23, recombinant monoclonal	ICC, IHC, WB, affinity binding assay	human		 



### Anti-BAALC antibody produced in rabbit



**Synonym(s):** Anti-AMY-1, Anti-brain and acute leukemia, cytoplasmic

[All Photos](#) (5)

Product No.	Clonality	Application	Species Reactivity	Citations	SDS
<a href="#">HPA027132</a>	polyclonal	IHC	human		

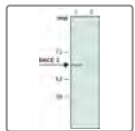


### Anti-BACE 1, C-Terminus (485-501) antibody produced in rabbit

**Synonym(s):** Anti- $\beta$ -Site APP Cleaving Enzyme

[All Photos](#) (3)

Product No.	Clonality	Application	Species Reactivity	Citations	SDS
<a href="#">B0806</a>	polyclonal	ARR, WB	human	13	

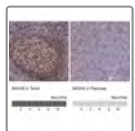


### Anti-BACE 1, N-Terminus (46-62) antibody produced in rabbit

**Synonym(s):** Anti- $\beta$ -Site APP Cleaving Enzyme

[All Photos](#) (2)

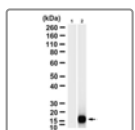
Product No.	Clonality	Application	Species Reactivity	Citations	SDS
<a href="#">B0681</a>	polyclonal	WB	human	29	



### Anti-BACH2 antibody produced in rabbit



[All Photos](#) (6)

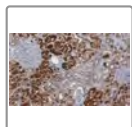
Product No.	Clonality	Application	Species Reactivity	Citations	SDS
<a href="#">HPA051384</a>	polyclonal	IHC	human		



### Anti-Bacteriophage MS2 Antibody, clone 1B21 ZooMAb<sup>®</sup> Rabbit Monoclonal



[All Photos](#) (6)

Product No.	Clonality	Application	Species Reactivity	Citations	SDS
<b>ZRB2123</b>	1B21, recombinant monoclonal	ELISA, WB, affinity binding assay	virus	 	



### Anti-Bad Antibody, clone 1K19-H2 ZooMAb<sup>®</sup> Rabbit Monoclonal



**All Photos** (13)

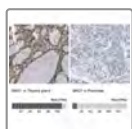
Product No.	Clonality	Application	Species Reactivity	Citations	SDS
<b>ZRB1569</b>	1K19-H2, recombinant monoclonal	ICC, IHC (p), WB, affinity binding assay	human	 	



### Anti-BAF57/SMARCE1 Antibody, clone 1C6 ZooMAb<sup>®</sup> Rabbit Monoclonal

**All Photos** (11)


Product No.	Clonality	Application	Species Reactivity	Citations	SDS
<b>ZRB2335</b>	1C6, recombinant monoclonal	ICC, IHC, WB, affinity binding assay	human, mouse, rat	 	



### Anti-BAG1 antibody produced in rabbit

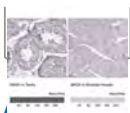
**Synonym(s):** Anti-BAG family molecular chaperone regulator 1, Anti-BAG-1, Anti-Bcl-2-associated athanogene 1, Anti-Glucocorticoid receptor-associated protein RAP46

**All Photos** (3)

Product No.	Clonality	Application	Species Reactivity	Citations	SDS
<b>HPA018121</b>	polyclonal	IHC	human	4	




### Anti-BAG5 antibody produced in rabbit



**Synonym(s):** Anti-BAG family molecular chaperone regulator 5, Anti-BAG-5, Anti-Bcl-2-associated athanogene 5



## Photos (8)

Product No.	Clonality	Application	Species Reactivity	Citations	SDS
<a href="#">HPA016429</a>	polyclonal	IF, IHC	mouse, rat, human	1	





## Anti-BAG2 antibody produced in rabbit

## All Photos (9)

Product No.	Clonality	Application	Species Reactivity	Citations	SDS
<a href="#">HPA018862</a>	polyclonal	IHC	human	1	
<a href="#">HPA019918</a>	polyclonal	IF, IHC	human		

## All **Anti-BAG3 antibody produced in rabbit**

**Photos** (13) **Synonym(s):** Anti-BAG family molecular chaperone regulator 3, Anti-BAG-3, Anti-Bcl-2-associated athanogene 3, Anti-Bcl-2-binding protein Bis, Anti-Docking protein CAIR-1



Product No.	Clonality	Application	Species Reactivity	Citations	SDS
<b>HPA018493</b>	polyclonal	IF, IHC	human	4	
<b>HPA020586</b>	polyclonal	IF, IHC	human		




## **Anti-BAG6 antibody produced in rabbit**

**Synonym(s):** Anti-BAT3, Anti-D6S52E, Anti-G3

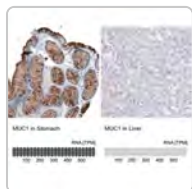
**All Photos** (9)

Product No.	Clonality	Application	Species Reactivity	Citations	SDS
<b>HPA045116</b>	polyclonal	IHC	human		
<b>HPA053291</b>	polyclonal	IF, IHC	human		

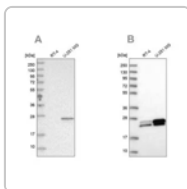
**Recommended Products**



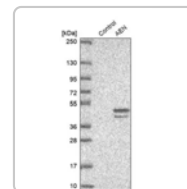




Sigma-Aldrich  
**AMAB91533**  
Monoclonal  
Anti-MUC1...



Sigma-Aldrich  
**HPA028118**  
Anti-GUK1

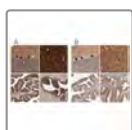


Sigma-Aldrich  
**HPA0485**  
Anti-AEN  
antibody.

[View Price and Availability](#)

[View Price and Availability](#)

[View Price and Availat](#)



### Anti-BAIAP2 antibody produced in rabbit

**Synonym(s):** Anti-BAI1-associated protein 2, Anti-BAP2, Anti-CSN7B, Anti-BAI-associated protein 2, Anti-Brain-specific angiogenesis inhibitor 1-associated protein 2, Anti-FLAF3, Anti-IRS-58, Anti-IRSp53, Anti-IRSp53/58, Anti-Insulin receptor substrate p53, Anti-Insulin receptor substrate protein of 53 kDa, Anti-Protein BAP2

**All Photos** (15)

Product No.	Clonality	Application	Species Reactivity	Citations	SDS
<b>HPA027421</b>	polyclonal	IHC	mouse, rat, human	1	
<b>HPA023310</b>	polyclonal	IF, IHC	rat, human	10	




### Anti-BAIAP2L1 antibody produced in rabbit

**Synonym(s):** Anti-BAI1-associated protein 2-like 1, Anti-IRTKS, Anti-BAI1-associated protein 2-like protein 1, Anti-Brain-specific angiogenesis inhibitor 1-associated protein 2-like protein 1, Anti-Insulin receptor tyrosine kinase substrate

**All Photos** (30)



Product No.	Clonality	Application	Species Reactivity	Citations	SDS
<b>HPA029503</b>	polyclonal	IHC	rat, human		
<b>HPA019484</b>	polyclonal	IF, IHC	mouse, human, rat	5	
<b>HPA021257</b>	polyclonal	IF, IHC	rat, human, mouse	5	
<b>HPA023874</b>	polyclonal	IF, IHC	human	2	




### Anti-Bak Antibody, clone 2D18 ZooMAb® Rabbit Monoclonal

**Synonym(s):** Apoptosis regulator BAK, Bcl-2 homologous antagonist/killer, Bcl-2-like protein 7, Bcl2-L-7

**All Photos** (10)


Product No.	Clonality	Application	Species Reactivity	Citations	SDS
<b>ZRB1453</b>	2D18, monoclonal recombinant monoclonal	ICC, IHC (p), WB	rat, mouse, human		 



### Anti-BANF2 antibody produced in rabbit

**Synonym(s):** Anti-Baf-I, Anti-Baf2, Anti-BafI, Anti-Barrier to autointegration factor 2, Anti-C20orf179, Anti-Dj803k15.1

[All Photos](#) (5)


Product No.	Clonality	Application	Species Reactivity	Citations	SDS
<b>HPA042635</b>	polyclonal	IHC	human	2	

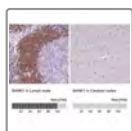


### Anti-BANF1 antibody produced in rabbit

**Synonym(s):** Anti-BAF

[All Photos](#) (6)


Product No.	Clonality	Application	Species Reactivity	Citations	SDS
<b>HPA039242</b>	polyclonal	IF, IHC	human	1	



### Anti-BANK1 antibody produced in rabbit

**Synonym(s):** Anti-B-cell scaffold protein with ankyrin repeats 1, Anti-BANK, Anti-FLJ20706

[All Photos](#) (5)


Product No.	Clonality	Application	Species Reactivity	Citations	SDS
<b>HPA037002</b>	polyclonal	IHC	human	2	

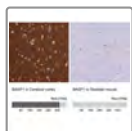


### Anti-BARD1 antibody produced in rabbit

**Synonym(s):** Anti-BRCA1 associated RING domain 1

[All Photos](#) (3)


Product No.	Clonality	Application	Species Reactivity	Citations	SDS
<b>HPA044864</b>	polyclonal	IHC	human	1	



### Anti-BASP1 antibody produced in rabbit

**Synonym(s):** Anti-CAP-23, Anti-CAP23, Anti-NAP-22, Anti-NAP22, Anti-brain abundant, membrane attached signal protein 1




**All Photos** (9)


Product No.	Clonality	Application	Species Reactivity	Citations	SDS
<b>HPA045218</b>	polyclonal	IF, IHC, WB	human		



**Anti-BASP1/NAP-22 Antibody, clone 2C11 ZooMAb<sup>®</sup> Rabbit Monoclonal**

**All Photos** (6)


Product No.	Clonality	Application	Species Reactivity	Citations	SDS
<b>ZRB2703</b>	recombinant monoclonal	ICC, IHC, WB, affinity binding assay	human, rat		  

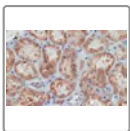


**Anti-BAX antibody produced in rabbit**

**Synonym(s):** Anti-BCL2-associated X protein, Anti-BCL2L4, Anti-GLUT10



**All Photos** (5)

Product No.	Clonality	Application	Species Reactivity	Citations	SDS
<b>HPA027878</b>	polyclonal	IHC	human	8	



**Anti-Bax Antibody, clone 1C7, ZooMAb<sup>®</sup> Rabbit Monoclonal**

**All Photos** (15)


Product No.	Clonality	Application	Species Reactivity	Citations	SDS
<b>ZRB1103</b>	1C7, recombinant monoclonal	ICC, IF, IHC (p), WB	human	1	 

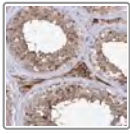


**Anti-BBOX1 antibody produced in rabbit**

**Synonym(s):** Anti-Gamma- BBH, Anti-Gamma-butyrobetaine dioxygenase, Anti-Gamma-butyrobetaine hydroxylase, Anti-Gamma-butyrobetaine,2- oxoglutarate dioxygenase

**All Photos** (6)


Product No.	Clonality	Application	Species Reactivity	Citations	SDS
<b>HPA007600</b>	polyclonal	IHC	human	2	




### Anti-BBS4 antibody produced in rabbit

**Synonym(s):** Anti-Bardet-Biedl syndrome 4

[All Photos](#) (5)


Product No.	Clonality	Application	Species Reactivity	Citations	SDS
<b>HPA039418</b>	polyclonal	IHC	human		

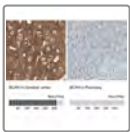


### Anti-BBX antibody produced in rabbit

**Synonym(s):** Anti-HBP2, Anti-HSPC339, Anti-MDS001, Anti-bobby sox homolog (Drosophila)

[All Photos](#) (6)


Product No.	Clonality	Application	Species Reactivity	Citations	SDS
<b>HPA006049</b>	polyclonal	IF, IHC	human		



### Anti-BCAN antibody produced in rabbit

**Synonym(s):** Anti-Brain-enriched hyaluronan-binding protein antibody produced in rabbit, Anti-Brevican core protein precursor antibody produced in rabbit, Anti-Protein BEHAB antibody produced in rabbit

[All Photos](#) (5)


Product No.	Clonality	Application	Species Reactivity	Citations	SDS
<b>HPA007865</b>	polyclonal	IHC	human	6	



### Anti-BCAP31 antibody produced in rabbit

**Synonym(s):** Anti-6C6-AG tumor-associated antigen antibody produced in rabbit, Anti-B-cell receptor-associated protein 31 antibody produced in rabbit, Anti-BCR-associated protein Bap31 antibody produced in rabbit, Anti-Protein CDM antibody produced in rabbit, Anti-p28 Bap31 antibody produced in rabbit

[All Photos](#) (6)



Product No.	Clonality	Application	Species Reactivity	Citations	SDS
<b>HPA003906</b>	polyclonal	IF, IHC	mouse, human, rat	1	




### Anti-BCAP29 antibody produced in rabbit

**Synonym(s):** Anti-BAP29, Anti-DKFZp686M2086, Anti-B-cell receptor-associated protein 29, Anti-VCX-2r

**All Photos** (13)


Product No.	Clonality	Application	Species Reactivity	Citations	SDS
<a href="#">HPA049694</a>	polyclonal	IF, IHC	human		
<a href="#">HPA029215</a>	polyclonal	IHC	human		




**Anti-BCAR3 antibody produced in rabbit**

**Synonym(s):** Anti-Breast cancer anti-estrogen resistance protein 3, Anti-Novel SH2-containing protein 2, Anti-SH2 domain- containing protein 3B

**All Photos** (3)



Product No.	Clonality	Application	Species Reactivity	Citations	SDS
<a href="#">HPA014858</a>	polyclonal	IF, IHC	human	6	

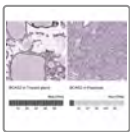


**Anti-BCAS1 antibody produced in rabbit**

**Synonym(s):** Anti-AIBC1, Anti-NABC1


**All Photos** (15)

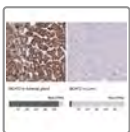
Product No.	Clonality	Application	Species Reactivity	Citations	SDS
<a href="#">HPA051816</a>	polyclonal	IHC, WB	human		
<a href="#">HPA054745</a>	polyclonal	IF, IHC	human		



**Anti-BCAS2 antibody produced in rabbit**

**All Photos** (5)


Product No.	Clonality	Application	Species Reactivity	Citations	SDS
<a href="#">HPA067881</a>	polyclonal	IF, IHC	human		

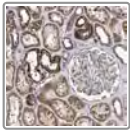


**Anti-BCAT2 antibody produced in rabbit**

**Synonym(s):** Anti-BCAM, Anti-BCT2

**All Photos** (4)


Product No.	Clonality	Application	Species Reactivity	Citations	SDS
<b>HPA054091</b>	polyclonal	IHC	human		

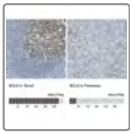


### Anti-BCKDHB antibody produced in rabbit

**Synonym(s):** Anti-Branched chain keto acid dehydrogenase E1,  $\beta$  polypeptide

[All Photos](#) (5)


Product No.	Clonality	Application	Species Reactivity	Citations	SDS
<b>HPA031580</b>	polyclonal	IHC	human	1	

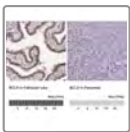


### Anti-BCL6 antibody produced in rabbit

**Synonym(s):** Anti-B-cell lymphoma 6 protein antibody produced in rabbit, Anti-BCL-5 antibody produced in rabbit, Anti-BCL-6 antibody produced in rabbit, Anti-LAZ-3 protein antibody produced in rabbit, Anti-Zinc finger and BTB domain-containing protein 27 antibody produced in rabbit, Anti-Zinc finger protein 51 antibody produced in rabbit

[All Photos](#) (7)


Product No.	Clonality	Application	Species Reactivity	Citations	SDS
<b>HPA004899</b>	polyclonal	IF, IHC	human	8	

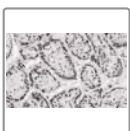


### Anti-BCL9 antibody produced in rabbit

**Synonym(s):** Anti-B-cell CLL/lymphoma 9



[All Photos](#) (6)

Product No.	Clonality	Application	Species Reactivity	Citations	SDS
<b>HPA020274</b>	polyclonal	IF, IHC	human	1	



### Anti-Bcl3 Antibody, clone 1E9 ZooMAb<sup>®</sup> Rabbit Monoclonal

[All Photos](#) (19)

Product No.	Clonality	Application	Species Reactivity	Citations	SDS
<b>ZRB2148</b>	1E9, recombinant monoclonal	ICC, IHC, WB, affinity binding assay	human		 





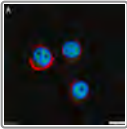
### Anti-BCL-11A Antibody, clone 3B12 ZooMAb<sup>®</sup> Rabbit Monoclonal



(13)



**Synonym(s):** B-cell CLL/lymphoma 11A, B-cell lymphoma/leukemia 11A, BCL-11A, COUP-TF-interacting protein 1, EVI-9, Ecotropic viral integration site 9 protein homolog, Zinc finger protein 856

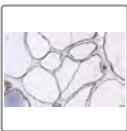
Product No.	Description	SDS
<b>ZRB1051</b>	recombinant, expressed in HEK 293 cells	 



### **Anti-Bcl-11B Antibody, clone 1G14 ZooMAb<sup>®</sup> Rabbit Monoclonal**



**All Photos** (8)

Product No.	Clonality	Application	Species Reactivity	Citations	SDS
<b>ZRB1843</b>	1G14, recombinant monoclonal	ICC, WB, affinity binding assay	human	 	





### **Anti-Bcl-2 Antibody, clone 1K8 ZooMAb<sup>®</sup> Rabbit Monoclonal**

**All Photos** (11)

Product No.	Clonality	Application	Species Reactivity	Citations	SDS
<b>ZRB1512</b>	1K8, recombinant monoclonal	ICC, IHC (p), WB, affinity binding assay	human	 	

**All  
Photos** (13)



**Anti-BCL-6 Antibody, clone 1B7 ZooMAb<sup>®</sup> Rabbit  
Monoclonal**

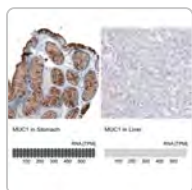
Product No.	Clonality	Application	Species Reactivity	Citations	SDS
<b>ZRB1782</b>	1B7, recombinant monoclonal	ICC, IHC (p), WB, affinity binding assay	human	 	



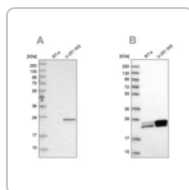
**Anti-Bcl-xL Antibody, clone 108 ZooMAb<sup>®</sup> Rabbit  
Monoclonal**

**All  
Photos** (12)

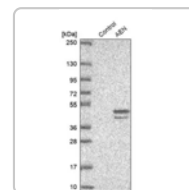
Product No.	Clonality	Application	Species Reactivity	Citations	SDS
<b>ZRB1861</b>	108, recombinant monoclonal	FACS, ICC, IHC, WB	monkey, human, mouse	 	



Sigma-Aldrich  
**AMAB91533**  
Monoclonal  
Anti-MUC1...



Sigma-Aldrich  
**HPA028118**  
Anti-GUK1




Sigma-Aldric  
**HPA0485**  
Anti-AEN  
antibody.

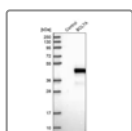




## Anti-BCL11A antibody produced in rabbit

[All Photos](#) (4)


Product No.	Clonality	Application	Species Reactivity	Citations	SDS
<b>HPA075941</b>	polyclonal	IF, IHC	human		



## Anti-BCL7A antibody produced in rabbit

**Synonym(s):** Anti-B-cell CLL/lymphoma 7A, Anti-BCL7

[All Photos](#) (6)



Product No.	Clonality	Application	Species Reactivity	Citations	SDS
<b>HPA019762</b>	polyclonal	IF, IHC	human	6	



## Anti-Bcl11A Antibody, clone 2C4 ZooMAb<sup>®</sup> Rabbit Monoclonal

**Synonym(s):** B-cell CLL/lymphoma 11A, B-cell lymphoma/leukemia 11A, COUP-TF-interacting protein 1, EVI-9, Ecotropic viral integration site 9 protein homolog, Zinc finger protein 856

[All Photos](#) (11)



Product No.	Clonality	Application	Species Reactivity	Citations	SDS
<b>ZRB1518</b>	2C4, monoclonal recombinant monoclonal	ICC, IHC (p), WB, affinity binding assay	human		 

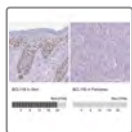


## Anti-BCLAF1 antibody produced in rabbit

**Synonym(s):** Anti-Bcl-2-associated transcription factor 1 antibody produced in rabbit, Anti-Btf antibody produced in rabbit, Anti-Bcl-2-associated transcription factor 1, Anti-Btf

[All Photos](#) (16)


Product No.	Clonality	Application	Species Reactivity	Citations	SDS
<a href="#">HPA006669</a>	polyclonal	IHC	human	4	
<a href="#">HPA027770</a>	polyclonal	IF, IHC	human		




### Anti-BCL11B antibody produced in rabbit

**Synonym(s):** Anti-CTIP-2, Anti-CTIP2, Anti-ZNF856B, Anti-hRIT1-alpha

[All Photos](#) (10)


Product No.	Clonality	Application	Species Reactivity	Citations	SDS
<a href="#">HPA049117</a>	polyclonal	IF, IHC	human, mouse	2	



### Anti-BCL9L antibody produced in rabbit

**Synonym(s):** Anti-B-cell CLL/lymphoma 9-like, Anti-DLNB11

[All Photos](#) (6)



Product No.	Clonality	Application	Species Reactivity	Citations	SDS
<a href="#">HPA049370</a>	polyclonal	IF, IHC	human	2	



### Anti-BCL2L14 antibody produced in rabbit

**Synonym(s):** Anti-BCL-G, Anti-BCL2-like 14 (apoptosis facilitator), Anti-BCLG

[All Photos](#) (9)


Product No.	Clonality	Application	Species Reactivity	Citations	SDS
<a href="#">HPA059846</a>	polyclonal	IF, IHC, WB	human		
<a href="#">HPA040665</a>	polyclonal	IF, IHC	human	1	

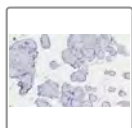


### Anti-BCL2L15 antibody produced in rabbit

**Synonym(s):** Anti-BCL2-like 15, Anti-Bfk, Anti-C1orf178, Anti-FLJ22588

[All Photos](#) (5)

Product No.	Clonality	Application	Species Reactivity	Citations	SDS
<a href="#">HPA029733</a>	polyclonal	IHC	human		





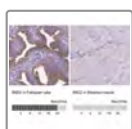
## Anti-BCRP (ABCG2) Antibody, clone 10K5 , ZooMAb<sup>®</sup> Rabbit Monoclonal

**Synonym(s):** ATP-binding cassette sub-family G member 2, Breast cancer resistance protein, CD338, CDw338, Mitoxantrone resistance-associated protein, Placenta-specific ATP-binding cassette transporter, Urate exporter

[All](#)



[Photos](#) (19)

Product No.	Clonality	Application	Species Reactivity	Citations	SDS
<b>ZRB1217</b>	10k5, recombinant monoclonal	ICC, IHC (p), WB	mouse, human	 	



## Anti-B9D2 antibody produced in rabbit

[All Photos](#) (6)


Product No.	Clonality	Application	Species Reactivity	Citations	SDS
<b>HPA042618</b>	polyclonal	IHC	human		
<b>HPA042229</b>	polyclonal	IHC	human		



## Anti-BDH1 antibody produced in rabbit

**Synonym(s):** Anti-3-hydroxybutyrate dehydrogenase, type 1, Anti-BDH, Anti-SDR9C1

[All Photos](#) (7)

Product No.	Clonality	Application	Species Reactivity	Citations	SDS
<b>HPA030947</b>	polyclonal	IF, IHC	rat, human	8	





## Anti-BDH2 antibody produced in rabbit

**Synonym(s):** Anti-3-hydroxybutyrate dehydrogenase, type 2, Anti-DHRS6, Anti-FLJ13261, Anti-PRO20933, Anti-SDR15C1, Anti-U CPA-OR, Anti-UNQ6308

[All](#)



[Photos](#) (11)

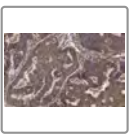
Product No.	Clonality	Application	Species Reactivity	Citations	SDS
<b>HPA036028</b>	polyclonal	IHC	human	5	
<b>HPA036029</b>	polyclonal	IF, IHC	human		



## Anti-BDNF Antibody, clone 1114 ZooMAb<sup>®</sup> Rabbit Monoclonal

[All Photos](#) (11)



Product No.	Clonality	Application	Species Reactivity	Citations	SDS
<b>ZRB1136</b>	1114, recombinant monoclonal	ICC, IHC (p), WB, affinity binding assay	human, rat, mouse	 	



## Anti-Beclin 1 Antibody, clone 1E22 , ZooMAb<sup>®</sup> Rabbit Monoclonal

**Synonym(s):** Coiled-coil myosin-like BCL2-interacting protein, Protein GT197

[All Photos](#) (10)


Product No.	Clonality	Application	Species Reactivity	Citations	SDS
<b>ZRB1222</b>	1E22, recombinant monoclonal	ICC, IHC (p), WB	human	 	

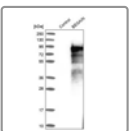


## Anti-BECN1 antibody produced in rabbit

**Synonym(s):** Anti-ATG6, Anti-VPS30

[All Photos](#) (5)


Product No.	Clonality	Application	Species Reactivity	Citations	SDS
<b>HPA028949</b>	polyclonal	IHC	human	2	



## ANTI-BEGAIN antibody produced in rabbit

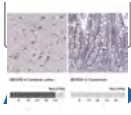
**Synonym(s):** Anti-BEGIN, Anti-Brain-enriched guanylate kinase-associated protein

[All Photos](#) (2)

Product No.	Clonality	Application	Species Reactivity	Citations	SDS
<b>HPA002899</b>	polyclonal	IHC	human	2	



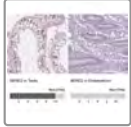
## Anti-BEND6 antibody produced in rabbit



**Synonym(s):** Anti-BEN domain containing 6, Anti-C6orf65, Anti-FLJ30162, Anti-bA203B9.1

[Photos](#) (3)

Product No.	Clonality	Application	Species Reactivity	Citations	SDS
<b>HPA031605</b>	polyclonal	IHC	human		



### Anti-BEND2 antibody produced in rabbit

**Synonym(s):** Anti-CXorf20, Anti-MGC33653, Anti-BEN domain-containing protein 2

[All Photos](#) (6)

Product No.	Clonality	Application	Species Reactivity	Citations	SDS
<b>HPA013142</b>	polyclonal	IHC	human		
<b>HPA009420</b>	polyclonal	IHC	human	3	



### Anti-Bestrophin-1 Antibody, clone E6-6 ZooMAb<sup>®</sup> Mouse Monoclonal

[All Photos](#) (10)

Product No.	Clonality	Application	Species Reactivity	Citations	SDS
<b>ZMS1043</b>	E6-6, recombinant monoclonal monoclonal	IF, IHC (p), WB	mouse, human, rabbit		



### Anti-beta Catenin Antibody, clone 3J7, ZooMAb<sup>®</sup> Rabbit Monoclonal

[All Photos](#) (11)


Product No.	Clonality	Application	Species Reactivity	Citations	SDS
<b>ZRB05665</b>	3J7, recombinant monoclonal monoclonal	ICC, IHC (p), WB	human, mouse		

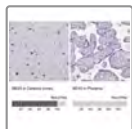


### Anti-BET1L antibody produced in rabbit

**Synonym(s):** Anti-Blocked early in transport 1 homolog (*S. cerevisiae*)-like, Anti-GOLIM3, Anti-GS15

## All Photos (6)


Product No.	Clonality	Application	Species Reactivity	Citations	SDS
<a href="#">HPA039819</a>	polyclonal	IF, IHC	human	1	



### Anti-BEX5 antibody produced in rabbit

**Synonym(s):** Anti-NGFRAP1L1

## All Photos (3)



Product No.	Clonality	Application	Species Reactivity	Citations	SDS
<a href="#">HPA059058</a>	polyclonal	IHC	human		



### Anti-BFSP2 antibody produced in rabbit

**Synonym(s):** Anti-Beaded filament structural protein 2, phakinin, Anti-CP47, Anti-CP49, Anti-LIFL-L, Anti-Phakinin

## All Photos (10)



Product No.	Clonality	Application	Species Reactivity	Citations	SDS
<a href="#">HPA038464</a>	polyclonal	IHC	human		
<a href="#">HPA062959</a>	polyclonal	IHC	human		

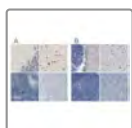


### Anti-BFSP1 antibody produced in rabbit

**Synonym(s):** Anti-Beaded Filament Structural Protein 1, Filensin, Anti-CP115, Anti-CP94, Anti-Filensin, Anti-LIFL-H, Anti-Beaded filament structural protein 1, filensin



## All Photos (12)

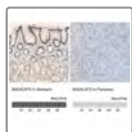
Product No.	Clonality	Application	Species Reactivity	Citations	SDS
<a href="#">HPA042038</a>	polyclonal	IF, IHC	human		
<a href="#">HPA040748</a>	polyclonal	IF, IHC	human		



### Anti-B4GALNT1 antibody produced in rabbit

## All Photos (12)


Product No.	Clonality	Application	Species Reactivity	Citations	SDS
<b>HPA015128</b>	polyclonal	IHC	human	5	
<b>HPA008968</b>	polyclonal	IHC	human, rat, mouse	1	



### Anti-B4GALNT3 antibody produced in rabbit

**Synonym(s):** Anti-Beta- 1,4-N-acetylgalactosaminyltransferase III, Anti-Beta4GalNAc-T3, Anti-Beta4GalNAcT3, Anti-N-acetyl-beta-glucosaminyl-glycoprotein 4-beta-N-acetylgalactosaminyltransferase 2, Anti-NGalNAc-T2

**All Photos** (5)



Product No.	Clonality	Application	Species Reactivity	Citations	SDS
<b>HPA011404</b>	polyclonal	IHC	human	2	

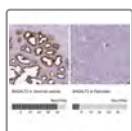


### Anti-B4GALT1 antibody produced in rabbit

**Synonym(s):** Anti-β-1,4-GalTase 1 antibody produced in rabbit, Anti-β-1,4-Galactosyltransferase 1 antibody produced in rabbit, Anti-β4Gal-T1 antibody produced in rabbit, Anti-UDP-Gal:β-GlcNAc β-1,4-galactosyltransferase 1 antibody produced in rabbit, Anti-UDP-galactose:β-N-acetylglucosamine β-1,4-galactosyltransferase 1 antibody produced in rabbit, Anti-b4Gal-T1 antibody produced in rabbit

**All Photos** (13)


Product No.	Clonality	Application	Species Reactivity	Citations	SDS
<b>HPA010806</b>	polyclonal	IF, IHC	human	8	
<b>HPA010807</b>	polyclonal	IF, IHC	human	15	



### Anti-B4GALT2 antibody produced in rabbit

**Synonym(s):** Anti-UDP-Gal:betaGlcNAc beta 1,4- galactosyltransferase, polypeptide 2, Anti-beta4Gal-T2

**All Photos** (4)


Product No.	Clonality	Application	Species Reactivity	Citations	SDS
<b>HPA047739</b>	polyclonal	IHC	human		

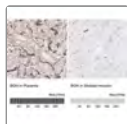
**All**

## Anti-B4GALT4 antibody produced in rabbit

**Photos** (2)

**Synonym(s):** Anti-UDP-Gal:betaGlcNAc beta 1,4- galactosyltransferase, polypeptide 4, Anti-beta4Gal-T4

Product No.	Clonality	Application	Species Reactivity	Citations	SDS
<b>HPA046819</b>	polyclonal	IHC, WB	human		




## Anti-BGN antibody produced in rabbit

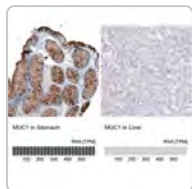
**Synonym(s):** Anti-Biglycan precursor antibody produced in rabbit, Anti-Bone/cartilage proteoglycan I antibody produced in rabbit, Anti-PG-S1 antibody produced in rabbit

**All**

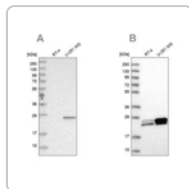
**Photos** (8)

Product No.	Clonality	Application	Species Reactivity	Citations	SDS
<b>HPA003157</b>	polyclonal	IF, IHC	human	13	

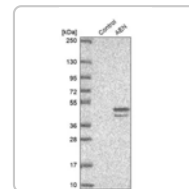




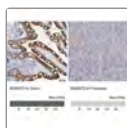
Sigma-Aldrich  
**AMAB91533**  
 Monoclonal  
 Anti-MUC1...



Sigma-Aldrich  
**HPA028118**  
 Anti-GUK1




Sigma-Aldrich  
**HPA0485**  
 Anti-AEN  
 antibody.

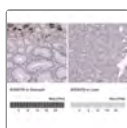


### Anti-B3GNT3 antibody produced in rabbit

**Synonym(s):** Anti-BGnT-3, Anti-Beta-1,3-galactosyltransferase 8, Anti-Beta3Gal-T8, Anti-Beta3Gn-T3, Anti-Core 1 extending beta-1,3-N-acetylglucosaminyltransferase, Anti-Core1-beta3GlcNAcT, Anti-UDP-GlcNAc:betaGal beta-1,3-N-acetylglucosaminyltransferase 3, Anti-b3Gal-T8


**All**  
**Photos** (3)

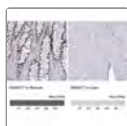
Product No.	Clonality	Application	Species Reactivity	Citations	SDS
<b>HPA024298</b>	polyclonal	IHC	human	1	



### Anti-B3GNT6 antibody produced in rabbit

**All Photos** (3)



Product No.	Clonality	Application	Species Reactivity	Citations	SDS
<b>HPA039805</b>	polyclonal	IHC	human		

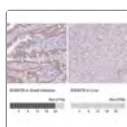


### Anti-B3GNT7 antibody produced in rabbit

**Synonym(s):** Anti-β3GnT7, Anti-UDP-GlcNAc:βGal β-1,3-N-acetylglucosaminyltransferase 7, Anti-beta3GnT7

**All**  
**Photos** (8)


Product No.	Clonality	Application	Species Reactivity	Citations	SDS
<b>HPA035625</b>	polyclonal	IHC	human		
<b>HPA035626</b>	polyclonal	IHC	human		

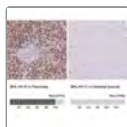


### Anti-B3GNT8 antibody produced in rabbit

**Synonym(s):** Anti-B3GALT7, Anti-BGALT15, Anti-beta3Gn-T8


## All Photos (3)

Product No.	Clonality	Application	Species Reactivity	Citations	SDS
<a href="#">HPA043669</a>	polyclonal	IHC	human		



### Anti-BHLHA15 antibody produced in rabbit

## All Photos (8)


Product No.	Clonality	Application	Species Reactivity	Citations	SDS
<a href="#">HPA047834</a>	polyclonal	IF, IHC, WB	human	2	



### Anti-BHLHE40 antibody produced in rabbit

**Synonym(s):** Anti-BHLHB2, Anti-STRA13, Anti-bHLHe40

## All Photos (7)




Product No.	Clonality	Application	Species Reactivity	Citations	SDS
<a href="#">HPA028922</a>	polyclonal	IF, IHC	human	1	

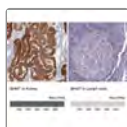


### Anti-BHLHE22 antibody produced in rabbit

**Synonym(s):** Anti-BHLHB5, Anti-Beta3, Anti-CAGL85, Anti-TNRC20, Anti-bHLHe22

## All Photos (17)


Product No.	Clonality	Application	Species Reactivity	Citations	SDS
<a href="#">HPA067500</a>	polyclonal	IHC	human	1	
<a href="#">HPA064872</a>	polyclonal	IHC	human		
<a href="#">HPA064128</a>	polyclonal	IHC	human		




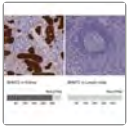
### Anti-BHMT antibody produced in rabbit

**Synonym(s):** Anti-BHMT1, Anti-βine--homocysteine S-methyltransferase

## All Photos (15)

Product No.	Clonality	Application	Species Reactivity	Citations	SDS
<a href="#">HPA058310</a>	polyclonal	IHC	human		


Product No.	Clonality	Application	Species Reactivity	Citations	SDS
<a href="#">HPA038285</a>	polyclonal	IF, IHC	human		

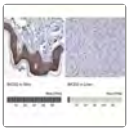


### Anti-BHMT2 antibody produced in rabbit

**Synonym(s):** Anti-βine--homocysteine s-methyltransferase 2

[All Photos](#) (5)



Product No.	Clonality	Application	Species Reactivity	Citations	SDS
<a href="#">HPA044573</a>	polyclonal	IHC	rat, human, mouse		

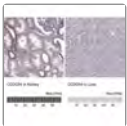


### Anti-BICD2 antibody produced in rabbit

**Synonym(s):** Anti-Bic-D 2, Anti-Protein bicaudal D homolog 2


[All Photos](#) (17)

Product No.	Clonality	Application	Species Reactivity	Citations	SDS
<a href="#">HPA024452</a>	polyclonal	IHC	human, mouse, rat	1	
<a href="#">HPA023013</a>	polyclonal	IF, IHC	human, mouse, rat	6	



### Anti-BICDL1 antibody produced in rabbit

[All Photos](#) (5)


Product No.	Clonality	Application	Species Reactivity	Citations	SDS
<a href="#">HPA061116</a>	polyclonal	IF, IHC	human		



### Anti-BID antibody produced in rabbit

**Synonym(s):** Anti-BH3-interacting domain death agonist antibody produced in rabbit, Anti-p22 BID antibody produced in rabbit



[All Photos](#) (6)


Product No.	Clonality	Application	Species Reactivity	Citations	SDS
<a href="#">HPA000722</a>	polyclonal	IF, IHC	human	2	



## Anti-Bid Antibody, clone 1G3 ZooMAb<sup>®</sup> Rabbit Monoclonal

[All Photos](#) (6)



Product No.	Clonality	Application	Species Reactivity	Citations	SDS
<b>ZRB2229</b>	1G3, recombinant monoclonal	IF, IHC, WB	mouse, rat, human	 	



## Anti-BIM Antibody, clone 2018, ZooMAb<sup>®</sup> Rabbit Monoclonal

**Synonym(s):** BIM, Bcl-2-like protein 11, Bcl2-L-11, Bcl2-interacting mediator of cell death

[All Photos](#) (14)



Product No.	Clonality	Application	Species Reactivity	Citations	SDS
<b>ZRB1375</b>	2018, monoclonal recombinant monoclonal	ICC, IHC, WB, affinity binding assay	rat, human, mouse	 	



## Anti-BIN1 antibody produced in rabbit

**Synonym(s):** Anti-Amphiphysin II antibody produced in rabbit, Anti-Amphiphysin-like protein antibody produced in rabbit, Anti-Box-dependent myc-interacting protein 1 antibody produced in rabbit, Anti-Bridging integrator 1 antibody produced in rabbit, Anti-Myc box-dependent-interacting protein 1 antibody produced in rabbit

[All Photos](#) (9)



Product No.	Clonality	Application	Species Reactivity	Citations	SDS
<b>HPA005437</b>	polyclonal	IHC	human	3	
<b>HPA003894</b>	polyclonal	IF, IHC	human	5	

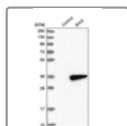


## Anti-BIN2 antibody produced in rabbit

**Synonym(s):** Anti-BRAP-1, Anti-bridging integrator 2

[All Photos](#) (13)


Product No.	Clonality	Application	Species Reactivity	Citations	SDS
<b>HPA038667</b>	polyclonal	IHC	human		
<b>HPA038666</b>	polyclonal	IHC	human		



## Anti-BIN3 antibody produced in rabbit

**Synonym(s):** Anti-Bridging integrator 3



[All Photos](#) (2)

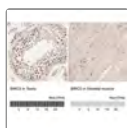
Product No.	Clonality	Application	Species Reactivity	Citations	SDS
<b>HPA023769</b>	polyclonal	IHC	human		



## Anti-Bin1 Antibody, clone 99D.2 ZooMAb® Mouse Monoclonal


[All Photos](#) (14)

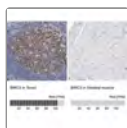
Product No.	Clonality	Application	Species Reactivity	Citations	SDS
<b>ZMS1067</b>	99D.2, recombinant monoclonal	FACS, ICC, IHC (p), WB	human, mouse	 	



## Anti-BIRC5 antibody produced in rabbit

[All Photos](#) (6)


Product No.	Clonality	Application	Species Reactivity	Citations	SDS
<b>HPA002830</b>	polyclonal	IHC	human	3	

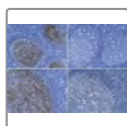


## Anti-BIRC3 antibody produced in rabbit

**Synonym(s):** Anti-API2, Anti-Apoptosis inhibitor 2, Anti-Baculoviral IAP repeat-containing protein 3, Anti-C-IAP2, Anti-HIAP-1, Anti-HIAP1, Anti-IAP homolog C, Anti-Inhibitor of apoptosis protein 1, Anti-RING finger protein 49, Anti-TNFR2-TRAF-signaling complex protein 1

[All Photos](#) (10)




Product No.	Clonality	Application	Species Reactivity	Citations	SDS
<b>HPA002317</b>	polyclonal	IF, IHC	human, rat, mouse	3	



## Anti-BLAST-2/CD23 Antibody, clone 3G10 ZooMAb® Rabbit Monoclonal

**Synonym(s):** Anti-Syntaxin 4 Antibody, clone 1B9 ZooMAb® Rabbit Monoclonal

[All Photos](#) (7)



Product No.	Clonality	Application	Species Reactivity	Citations	SDS
<b>ZRB2691</b>	3G10, recombinant monoclonal	FACS, ICC, IHC, affinity binding assay	human	  	



### **Anti-BLBP/FABP7 Antibody, clone 7123, ZooMAb® Rabbit Monoclonal**

**Synonym(s):** B-FABP, BLBP, Brain lipid-binding protein, Brain-type fatty acid-binding protein, Fatty acid-binding protein, Fatty acid-binding protein 7, Mammary-derived growth inhibitor related

**All Photos** (11)



Product No.	Clonality	Application	Species Reactivity	Citations	SDS
<b>ZRB13190</b>	7123, monoclonal recombinant monoclonal	IF, IHC (p), WB	rat, human, mouse	 	

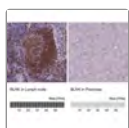


### **Anti-BLMH antibody produced in rabbit**

**Synonym(s):** Anti-BH, Anti-Bh, Anti-Bleomycin hydrolase

**All Photos** (14)



Product No.	Clonality	Application	Species Reactivity	Citations	SDS
<b>HPA064307</b>	polyclonal	IHC	human		
<b>HPA039548</b>	polyclonal	IHC	human, rat, mouse	6 	

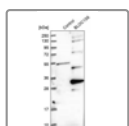


### **Anti-BLNK antibody produced in rabbit**

**Synonym(s):** Anti-B-cell linker, Anti-BASH, Anti-BLNK-s, Anti-Ly57, Anti-SLP-65, Anti-SLP65, Anti-bca


**All Photos** (8)

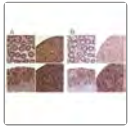
Product No.	Clonality	Application	Species Reactivity	Citations	SDS
<b>HPA038310</b>	polyclonal	IHC	human		
<b>HPA038309</b>	polyclonal	IF, IHC	human		



### **Anti-BLOC1S6 antibody produced in rabbit**

**All Photos** (2)



Product No.	Clonality	Application	Species Reactivity	Citations	SDS
<a href="#">HPA039928</a>	polyclonal	IHC	human		




### Anti-BLVRB antibody produced in rabbit

**Synonym(s):** Anti-Biliverdin reductase b (flavin reductase (nadph)), Anti-Flr, Anti-Sdr43u1

[All Photos](#) (17)


Product No.	Clonality	Application	Species Reactivity	Citations	SDS
<a href="#">HPA041937</a>	polyclonal	IHC	human		
<a href="#">HPA041698</a>	polyclonal	IF, IHC	human, mouse, rat	1	




### Anti-BLZF1 antibody produced in rabbit

**Synonym(s):** Anti-Basic leucine zipper nuclear factor 1, Anti-Golgin-45, Anti-JEM-1, Anti-p45 basic leucine-zipper nuclear factor

[All Photos](#) (5)


Product No.	Clonality	Application	Species Reactivity	Citations	SDS
<a href="#">HPA025703</a>	polyclonal	IHC	human	2	



### Anti-B2M antibody produced in rabbit


**Synonym(s):** Anti-β-2-Microglobulin precursor antibody produced in rabbit


[All Photos](#) (7)

Product No.	Clonality	Application	Species Reactivity	Citations	SDS
<a href="#">HPA006361</a>	polyclonal	IF, IHC	human	10	

**All Photos (3) Anti-BMF antibody produced in rabbit**

**Synonym(s):** Anti-Bcl-2-modifying factor


Product No.	Clonality	Application	Species Reactivity	Citations	SDS
<b>HPA010120</b>	polyclonal	IF, IHC	human	6	

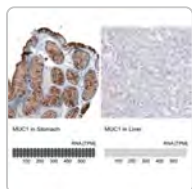


**Anti-BMI1 antibody produced in rabbit**

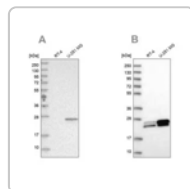
**Synonym(s):** Anti-BMI1 polycomb ring finger oncogene, Anti-PCGF4, Anti-RNF51

**All Photos (7)**

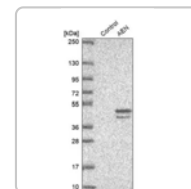
Product No.	Clonality	Application	Species Reactivity	Citations	SDS
<b>HPA030472</b>	polyclonal	IHC	mouse, human, rat	4	



**Sigma-Aldrich**  
**AMAB91533**  
**Monoclonal**  
**Anti-MUC1...**



**Sigma-Aldrich**  
**HPA028118**  
**Anti-GUK1**



**Sigma-Aldric**  
**HPA0485**  
**Anti-AEN**  
**antibody.**





**Anti-Bmi-1 Antibody, clone 1G8 ZooMAb® Rabbit**  
**Monoclonal**

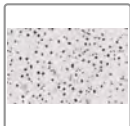




**Photos** (20)

**Synonym(s):** Polycomb complex protein BMI-1, Polycomb group RING finger protein 4, RING finger protein 51



Product No.	Description	SDS
<b>ZRB1155</b>	recombinant, expressed in HEK 293 cells	 

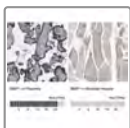


**All Photos** (19)

### Anti-BMI-1 Antibody, clone F6 ZooMAb® Mouse Monoclonal

**Synonym(s):** Polycomb complex protein BMI-1, Polycomb group RING finger protein 4, RING finger protein 51


Product No.	Clonality	Application	Species Reactivity	Citations	SDS
<b>ZMS05637</b>	F6, recombinant monoclonal monoclonal	ICC, IHC (p), WB	human, mouse		 

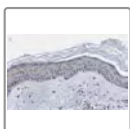


**All Photos** (3)

### Anti-BMP1 antibody produced in rabbit

**Synonym(s):** Anti-BMP-1, Anti-Bone Morphogenetic Protein 1 precursor, Anti-Mammalian tolloid protein, Anti-PCP, Anti-Procollagen C-proteinase, Anti-mTld



Product No.	Clonality	Application	Species Reactivity	Citations	SDS
<b>HPA014572</b>	polyclonal	IHC	human	5	

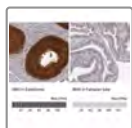


**All Photos** (17)

### Anti-BMP-7 Antibody, clone 2D15 ZooMAb® Rabbit Monoclonal

**Synonym(s):** Bone morphogenetic protein 7, Eptotermin alfa, OP-1, Osteogenic protein 1


Product No.	Description	SDS
<b>ZRB1627</b>	recombinant, expressed in HEK 293 cells	 

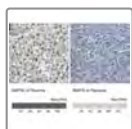


## Anti-BMX antibody produced in rabbit

**Synonym(s):** Anti-Bone marrow tyrosine kinase gene in chromosome X protein antibody produced in rabbit, Anti-Cytoplasmic tyrosine-protein kinase BMX antibody produced in rabbit, Anti-ETK antibody produced in rabbit, Anti-Epithelial and endothelial tyrosine kinase antibody produced in rabbit, Anti-NTK38 antibody produced in rabbit

**All Photos** (4)


Product No.	Clonality	Application	Species Reactivity	Citations	SDS
<b>HPA001048</b>	polyclonal	IHC	human	4	



## Anti-BNIP3L antibody produced in rabbit

**Synonym(s):** Anti-Adenovirus E1B19K-binding protein B5, Anti-BCL2/adenovirus E1B 19 kDa protein-interacting protein 3-like, Anti-BCL2/adenovirus E1B 19 kDa protein-interacting protein 3A, Anti-NIP3-like protein X, Anti-NIP3L

**All Photos** (4)



Product No.	Clonality	Application	Species Reactivity	Citations	SDS
<b>HPA015652</b>	polyclonal	IF, IHC	human	6	



## Anti-BOLL antibody produced in rabbit

**Synonym(s):** Anti-Protein boule-like, Anti-BOULE

**All Photos** (15)



Product No.	Clonality	Application	Species Reactivity	Citations	SDS
<b>HPA018678</b>	polyclonal	IHC	human	5	
<b>HPA048813</b>	polyclonal	IHC	human		



## Anti-BPGM antibody produced in rabbit


**Synonym(s):** Anti-2,3-bisphosphoglycerate mutase, Anti-2,3-bisphosphoglycerate mutase, erythrocyte, Anti-2,3-bisphosphoglycerate synthase, Anti-BPG-dependent PGAM, Anti-BPGM, Anti-Bisphosphoglycerate mutase

**All Photos** (12)

Product No.	Clonality	Application	Species Reactivity	Citations	SDS
<b>HPA028735</b>	polyclonal	IF, IHC	human		
<b>HPA016493</b>	polyclonal	IHC	mouse, rat, human	1	



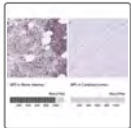
## Anti-BPHL antibody produced in rabbit



**Synonym(s):** Anti-Bph-rp, Anti-MCNAA, Anti-Biphenyl hydrolase-like (serine hydrolase)

[Photos](#) (10)

Product No.	Clonality	Application	Species Reactivity	Citations	SDS
<a href="#">HPA036753</a>	polyclonal	IF, IHC	human		
<a href="#">HPA036752</a>	polyclonal	IF, IHC	human		

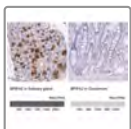


### Anti-BPI antibody produced in rabbit

**Synonym(s):** Anti-BPIFD1

[All Photos](#) (3)

Product No.	Clonality	Application	Species Reactivity	Citations	SDS
<a href="#">HPA061284</a>	polyclonal	IHC	human		



### Anti-BPIFA2 antibody produced in rabbit

**Synonym(s):** Anti-BPI Fold Containing Family A, Member 2, Anti-C20orf70, Anti-PSP, Anti-SPLUNC2, Anti-bA49G10.1

[All Photos](#) (3)

Product No.	Clonality	Application	Species Reactivity	Citations	SDS
<a href="#">HPA044006</a>	polyclonal	IHC	human	1	



### Anti-BPIFA3 antibody produced in rabbit

**Synonym(s):** Anti-C20orf71, Anti-SPLUNC3, Anti-bA49G10.4

[All Photos](#) (3)



Product No.	Clonality	Application	Species Reactivity	Citations	SDS
<a href="#">HPA062708</a>	polyclonal	IHC	human		

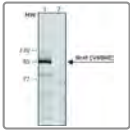


### Anti-BPIFB2 antibody produced in rabbit

**Synonym(s):** Anti-BPIL1, Anti-C20orf184, Anti-LPLUNC2, Anti-dJ726C3.2, Anti-BPI fold containing family B, member 2


[All Photos](#) (13)

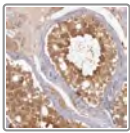
Product No.	Clonality	Application	Species Reactivity	Citations	SDS
<a href="#">HPA060121</a>	polyclonal	IHC	human		
<a href="#">HPA049491</a>	polyclonal	IF, IHC	human		



### Anti-BRAF (V600E) antibody produced in rabbit

[All Photos](#) (2)


Product No.	Clonality	Application	Species Reactivity	Citations	SDS
<a href="#">SAB4200772</a>	polyclonal		human	11	

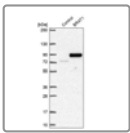


### Anti-BRAF antibody produced in rabbit

**Synonym(s):** Anti-B-Raf proto-oncogene serine/threonine-protein kinase antibody produced in rabbit, Anti-p94 antibody produced in rabbit, Anti-v-Raf murine sarcoma viral oncogene homolog B1 antibody produced in rabbit

[All Photos](#) (7)


Product No.	Clonality	Application	Species Reactivity	Citations	SDS
<a href="#">HPA001328</a>	polyclonal	IHC	rat, human, mouse	9	

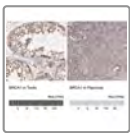


### Anti-BRAT1 antibody produced in rabbit

**Synonym(s):** Anti-BAAT1, Anti-C7orf27, Anti-MGC22916

[All Photos](#) (5)


Product No.	Clonality	Application	Species Reactivity	Citations	SDS
<a href="#">HPA029455</a>	polyclonal	IHC	human		



### Anti-BRCA1

**Synonym(s):** BRCC1, FANCS, PPP1R53, RNF53

[All Photos](#) (3)



Product No.	Clonality	Application	Species Reactivity	Citations	SDS
<a href="#">HPA057371</a>	polyclonal	IHC	human	2	

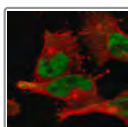


### Anti-BRCA1 Antibody, clone 2C15 ZooMAb<sup>®</sup> Rabbit Monoclonal



**Photos** (11)


Product No.	Clonality	Application	Species Reactivity	Citations	SDS
<b>ZRB1675</b>	2C15, recombinant monoclonal	ICC, IHC (p), WB, affinity binding assay	human, mouse	 	

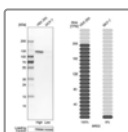


### Anti-BRD9 antibody produced in rabbit

**Synonym(s):** Anti-Bromodomain-containing protein 9, Anti-Rhabdomyosarcoma antigen MU-RMS-40.8

**All**  
**Photos** (2)


Product No.	Description	SDS
<b>HPA021465</b>	Prestige Antibodies® Powered by Atlas Antibodies, affinity isolated antibody, buffered aqueous glycerol solution	



### Anti-BRD2 antibody produced in rabbit

**Synonym(s):** Anti-Bromodomain containing 2, Anti-D6s113e, Anti-Fsrg1, Anti-Kiaa9001, Anti-Nat, Anti-Ring3



**All**  
**Photos** (6)

Product No.	Clonality	Application	Species Reactivity	Citations	SDS
<b>HPA042816</b>	polyclonal	IF, IHC	human	2	

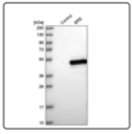


### Anti-Brd4 Antibody, clone 1J17 ZooMAb® Rabbit Monoclonal

**All**  
**Photos** (11)

Product No.	Clonality	Application	Species Reactivity	Citations	SDS
<b>ZRB1693</b>	1J17, recombinant monoclonal	ICC, IHC (p), WB, affinity	human	 	

Product No.	Clonality	Application	Species Reactivity	Citations	SDS
		binding assay			

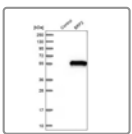


### Anti-BRE antibody produced in rabbit

**Synonym(s):** Anti-BRCA1/BRCA2-containing complex subunit 45, Anti-Brain and reproductive organ-expressed protein, Anti-Protein BRE

**All  
Photos** (3)

Product No.	Clonality	Application	Species Reactivity	Citations	SDS
<b>HPA017926</b>	polyclonal	IF, IHC	human	2	



### Anti-BRF2 antibody produced in rabbit

**Synonym(s):** Anti-B-related factor 2, Anti-BRF-2, Anti-TFIIIB50, Anti-Transcription factor IIIB 50 kDa subunit, Anti-hBRFU, Anti-hTFIIIB50

**All  
Photos** (2)

Product No.	Clonality	Application	Species Reactivity	Citations	SDS
<b>HPA023378</b>	polyclonal	IHC	human	4	



### Anti-BRG1 Antibody, clone 1N12, ZooMAb<sup>®</sup> Rabbit Monoclonal

**All  
Photos** (22)

Product No.	Clonality	Application	Species Reactivity	Citations	SDS
<b>ZRB1148</b>	1N12, recombinant monoclonal	ICC, IHC (p), WB	mouse, human		

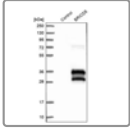


### Anti-BRG1/SMARCA4 Antibody, clone 20C3.2 ZooMAb<sup>®</sup> Mouse Monoclonal

**All  
Photos** (7)

Product No.	Clonality	Application	Species Reactivity	Citations	SDS
<b>ZMS1177</b>	20C3.2, recombinant monoclonal	ICC, IHC, WB	human, rat		

Product No.	Clonality	Application	Species Reactivity	Citations	SDS
-------------	-----------	-------------	--------------------	-----------	-----




### Anti-BRICD5 antibody produced in rabbit

**Synonym(s):** Anti-C16orf79, Anti-Hypothetical protein LOC283870

[All Photos](#) (2)

Product No.	Clonality	Application	Species Reactivity	Citations	SDS
<b>HPA019197</b>	polyclonal	IHC	human	1	




### Anti-BRIP1 antibody produced in rabbit

**Synonym(s):** Anti-BACH1, Anti-BRCA1 interacting protein C-terminal helicase 1, Anti-FANCJ, Anti-OF

[All Photos](#) (3)

Product No.	Clonality	Application	Species Reactivity	Citations	SDS
<b>HPA005474</b>	polyclonal	IF, IHC	human	7	





### Anti-Brn-3a Antibody, clone 5A3.2 ZooMAb<sup>®</sup> Mouse Monoclonal

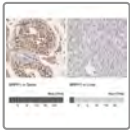
[All Photos](#) (8)

Product No.	Clonality	Application	Species Reactivity	Citations	SDS
<b>ZMS1050</b>	5A3.2, recombinant monoclonal	ELISA, IHC (p), WB	human		

**All  
Photos** (11)

**Anti-Brn3a Antibody, clone 4L5, ZooMAb<sup>®</sup> Rabbit  
Monoclonal**


Product No.	Clonality	Application	Species Reactivity	Citations	SDS
<b>ZRB1098</b>	4L5, recombinant monoclonal	ICC, IHC (p), IP, WB	rat, human, mouse		 

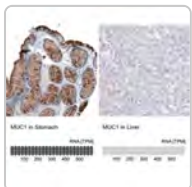


**Anti-BRPF1 antibody produced in rabbit**

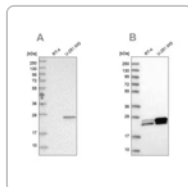
**Synonym(s):** Anti-ARPC4, Anti-HOTTLL, Anti-Tubulin-tyrosine ligase-like protein 3, AntiBR140 protein, AntiBromodomain and PHD finger-containing protein 1

**All  
Photos** (3)

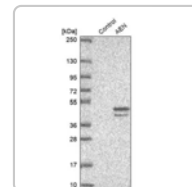
Product No.	Clonality	Application	Species Reactivity	Citations	SDS
<b>HPA003359</b>	polyclonal	IHC	human	5	



Sigma-Aldrich  
**AMAB91533**  
Monoclonal  
Anti-MUC1...

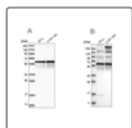


Sigma-Aldrich  
**HPA028118**  
Anti-GUK1



Sigma-Aldric  
**HPA0485**  
Anti-AEN  
antibody.



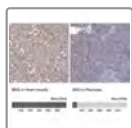


## Anti-BSDC1 antibody produced in rabbit

**Synonym(s):** Anti-FLJ10276, Anti-RP4-811H24.7, Anti-BSD domain containing 1

[All Photos](#) (6)

Product No.	Clonality	Application	Species Reactivity	Citations	SDS
<a href="#">HPA031358</a>	polyclonal	IF, IHC, WB	human		
<a href="#">HPA031360</a>	polyclonal	IF, IHC	human		



## Anti-BSG antibody produced in rabbit

**Synonym(s):** Anti-CD147, Anti-EMMPRIN, Anti-OK

[All Photos](#) (4)

Product No.	Clonality	Application	Species Reactivity	Citations	SDS
<a href="#">HPA036048</a>	polyclonal	IHC	human	1	



## Anti-BSN Antibody, clone 2I2 ZooMAb<sup>®</sup> Rabbit Monoclonal

[All Photos](#) (14)

Product No.	Clonality	Application	Species Reactivity	Citations	SDS
<a href="#">ZRB1779</a>	2I2, monoclonal recombinant monoclonal	ICC, IHC (p), WB, affinity binding assay	human, rat		



## Anti-BSND

**Synonym(s):** BART, DFNB73

[All Photos](#) (6)

Product No.	Clonality	Application	Species Reactivity	Citations	SDS
<a href="#">HPA060617</a>	polyclonal	IHC	human		



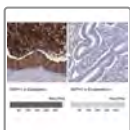
## Anti-BSND antibody produced in rabbit



**Synonym(s):** Anti-BART, Anti-Bartter syndrome, infantile, with sensorineural deafness (Barttin), Anti-DFNB73

[Photos](#) (6)

Product No.	Clonality	Application	Species Reactivity	Citations	SDS
<a href="#">HPA053836</a>	polyclonal	IHC	human		

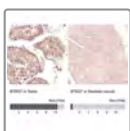


### Anti-BSPH1

**Synonym(s):** BSP1, ELSPBP2

[All Photos](#) (3)

Product No.	Clonality	Application	Species Reactivity	Citations	SDS
<a href="#">HPA048335</a>	polyclonal	IHC	human		

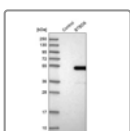


### Anti-BTBD7 antibody produced in rabbit

**Synonym(s):** Anti-BTB (POZ) domain containing 7, Anti-FLJ10648, Anti-FUP1

[All Photos](#) (6)

Product No.	Clonality	Application	Species Reactivity	Citations	SDS
<a href="#">HPA049926</a>	polyclonal	IF, IHC	human		

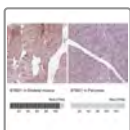


### Anti-BTBD6 antibody produced in rabbit

**Synonym(s):** Anti-BDPL, Anti-BTB (POZ) domain containing 6

[All Photos](#) (3)

Product No.	Clonality	Application	Species Reactivity	Citations	SDS
<a href="#">HPA031355</a>	polyclonal	IF, IHC	human		



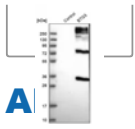
### Anti-BTBD1 antibody produced in rabbit

[All Photos](#) (3)

Product No.	Clonality	Application	Species Reactivity	Citations	SDS
<a href="#">HPA067671</a>	polyclonal	IHC	human		



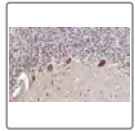
### Anti-BTG3 antibody produced in rabbit



**Synonym(s):** Anti-Abundant in neuroepithelium area protein, Anti-Protein BTG3, Anti-Tob5 protein

**All Photos** (2)

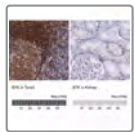
Product No.	Clonality	Application	Species Reactivity	Citations	SDS
<b>HPA018400</b>	polyclonal	IHC	human	4	



**Anti-BTG2 Antibody, clone 1G17 ZooMAb<sup>®</sup> Rabbit Monoclonal**

**All Photos** (8)

Product No.	Clonality	Application	Species Reactivity	Citations	SDS
<b>ZRB2179</b>	1G17, recombinant monoclonal	IHC, WB, affinity binding assay	human		



**Anti-BTK antibody produced in rabbit**

**Synonym(s):** Anti-ATK antibody produced in rabbit, Anti-Agammaglobulinemia tyrosine kinase antibody produced in rabbit, Anti-B cell progenitor kinase antibody produced in rabbit, Anti-BPK antibody produced in rabbit, Anti-Bruton tyrosine kinase antibody produced in rabbit, Anti-Tyrosine-protein kinase BTK antibody produced in rabbit

**All Photos** (13)

Product No.	Clonality	Application	Species Reactivity	Citations	SDS
<b>HPA002028</b>	polyclonal	IHC	human	6	
<b>HPA001198</b>	polyclonal	IF, IHC	human	5	



**Anti-BTLA antibody produced in rabbit**


**All Photos** (5)

Product No.	Clonality	Application	Species Reactivity	Citations	SDS
<b>HPA062029</b>	polyclonal	IHC	human		



**Anti-BTN3A3 antibody produced in rabbit**

## All Photos (7)


Product No.	Clonality	Application	Species Reactivity	Citations	SDS
<a href="#">HPA007904</a>	polyclonal	IHC	human	3	



### Anti-BUB3 antibody produced in rabbit

**Synonym(s):** Anti-Mitotic checkpoint protein BUB3 antibody produced in rabbit

## All Photos (7)



Product No.	Clonality	Application	Species Reactivity	Citations	SDS
<a href="#">HPA003601</a>	polyclonal	IF, IHC	mouse, human	5	



### Anti-BUD13 antibody produced in rabbit

**Synonym(s):** Anti-Cwc26, Anti-MGC13125, Anti-fSAP71

## All Photos (14)


Product No.	Clonality	Application	Species Reactivity	Citations	SDS
<a href="#">HPA038340</a>	polyclonal	IF, IHC	human		
<a href="#">HPA038341</a>	polyclonal	IF, IHC	mouse, human		



### Anti-BVES antibody produced in rabbit

**Synonym(s):** Anti-Blood vessel epicardial substance, Anti-Popeye domain-containing protein 1, Anti-Popeye protein 1, Anti-hBVES

## All Photos (4)


Product No.	Clonality	Application	Species Reactivity	Citations	SDS
<a href="#">HPA014788</a>	polyclonal	IF, IHC	human	8	




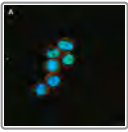
### Anti-BYSL antibody produced in rabbit

**Synonym(s):** Anti-bystin-like

## All Photos (15)

Product No.	Clonality	Application	Species Reactivity	Citations	SDS
<a href="#">HPA031217</a>	polyclonal	IF, IHC	mouse, human	1	



Product No.	Clonality	Application	Species Reactivity	Citations	SDS
<b>HPA031219</b>	polyclonal	IF, IHC	human		

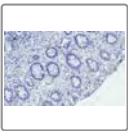


### **Anti-C-EBP alpha Antibody, clone 2E17, ZooMAb® Rabbit Monoclonal**

**Synonym(s):** C/EBP alpha, CCAAT/enhancer-binding protein alpha



**All Photos** (8)


Product No.	Clonality	Application	Species Reactivity	Citations	SDS
<b>ZRB1367</b>	2E17, monoclonal recombinant monoclonal	FACS, ICC, WB	human, mouse	 	



### **Anti-C-EBP beta Antibody, clone 8G18, ZooMAb® Rabbit Monoclonal**



**All Photos** (25)

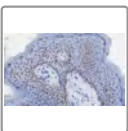
Product No.	Clonality	Application	Species Reactivity	Citations	SDS
<b>ZRB1105</b>	8G18, recombinant monoclonal	ICC, IHC (p), WB	human, mouse	 	



### **Anti-c-Fos Antibody, clone 1D10, ZooMAb® Rabbit Monoclonal**



**All Photos** (13)

Product No.	Clonality	Application	Species Reactivity	Citations	SDS
<b>ZRB457</b>	1D10, monoclonal recombinant monoclonal	ICC, IHC (p), WB	rat, human	1	 



### **Anti-c-Jun Antibody, clone 1G8 ZooMAb® Rabbit Monoclonal**

**All Photos** (17)




Product No.	Clonality	Application	Species Reactivity	Citations	SDS
<b>ZRB1422</b>	1G8, recombinant monoclonal	ICC, IHC (p), WB, affinity binding assay	rat, mouse, human	 	

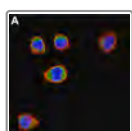


### **Anti-c-Kit/CD117 Antibody, clone 1I8 ZooMAb<sup>®</sup> Rabbit Monoclonal**

**Synonym(s):** Anti-Cardiac Troponin T Antibody, clone 1G6 ZooMAb<sup>®</sup> Rabbit Monoclonal



**All  
Photos** (6)

Product No.	Clonality	Application	Species Reactivity	Citations	SDS
<b>ZRB3201</b>	1I8, recombinant monoclonal	IHC, WB, affinity binding assay	human	  	



### **Anti-c-Kit/CD117 Antibody, clone 1L19 ZooMAb<sup>®</sup> Rabbit Monoclonal**



**All  
Photos** (9)

Product No.	Clonality	Application	Species Reactivity	Citations	SDS
<b>ZRB1284</b>	1L19, recombinant monoclonal	FACS, ICC, WB, affinity binding assay	human, mouse	 	



### **Anti-c-Myc Antibody, clone 7E18, ZooMAb<sup>®</sup> Rabbit Monoclonal**



**All  
Photos** (26)

Product No.	Clonality	Application	Species Reactivity	Citations	SDS
<b>ZRB1003</b>	7E18, recombinant monoclonal monoclonal	ICC, IHC, WB, gene knockdown	mouse, human	2	 



## Anti-C-Reactive Protein Antibody, clone 1J2 ZooMAb<sup>®</sup> Rabbit Monoclonal

**All**  
**Photos** (8)



Product No.	Clonality	Application	Species Reactivity	Citations	SDS
<b>ZRB1536</b>	1J2, recombinant monoclonal	ELISA, IHC, WB	rat, human		 



## Anti-CA3 antibody produced in rabbit

**Synonym(s):** Anti-CA-III, Anti-Carbonate dehydratase III, Anti-Carbonic anhydrase 3, Anti-Carbonic anhydrase III

**All**  
**Photos** (9)


Product No.	Clonality	Application	Species Reactivity	Citations	SDS
<b>HPA021775</b>	polyclonal	IHC, WB	human	4	
<b>HPA026700</b>	polyclonal	IHC	human	1	



## Anti-CA2 antibody produced in rabbit



**Synonym(s):** Anti-CA-II antibody produced in rabbit, Anti-Carbonate dehydratase II antibody produced in rabbit, Anti-Carbonic anhydrase 2 antibody produced in rabbit, Anti-Carbonic anhydrase C antibody produced in rabbit, Anti-Carbonic anhydrase II antibody produced in rabbit

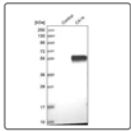
**All**  
**Photos** (8)

Product No.	Clonality	Application	Species Reactivity	Citations	SDS
<b>HPA001550</b>	polyclonal	IHC	rat, mouse, human	5	

## All Photos (13) **Anti-CA6 antibody produced in rabbit**

**Synonym(s):** Anti-carbonic anhydrase VI


Product No.	Clonality	Application	Species Reactivity	Citations	SDS
<b>HPA028692</b>	polyclonal	IHC	human		
<b>HPA028550</b>	polyclonal	IHC	human		

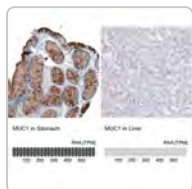


## **Anti-CA14 antibody produced in rabbit**

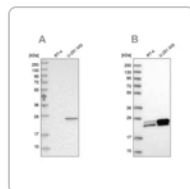
**Synonym(s):** Anti-CA-XIV antibody produced in rabbit, Anti-Carbonate dehydratase XIV antibody produced in rabbit, Anti-Carbonic anhydrase 14 precursor antibody produced in rabbit, Anti-Carbonic anhydrase XIV antibody produced in rabbit

### All Photos (3)

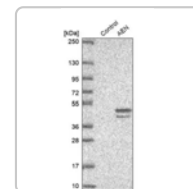
Product No.	Clonality	Application	Species Reactivity	Citations	SDS
<b>HPA008482</b>	polyclonal	IF, IHC	human	4	



Sigma-Aldrich  
**AMAB91533**  
Monoclonal  
Anti-MUC1...



Sigma-Aldrich  
**HPA028118**  
Anti-GUK1



Sigma-Aldrich  
**HPA0485**  
Anti-AEN  
antibody.



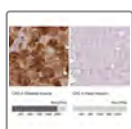


## Anti-CA9 antibody produced in rabbit

**Synonym(s):** Anti-CAIX, Anti-MN

[All Photos](#) (6)

Product No.	Clonality	Application	Species Reactivity	Citations	SDS
<a href="#">HPA055207</a>	polyclonal	IHC	human	1	

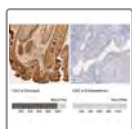


## Anti-CA3 antibody produced in rabbit

**Synonym(s):** Anti-CA-III, Anti-Carbonate dehydratase III, Anti-Carbonic anhydrase 3, Anti-Carbonic anhydrase III

[All Photos](#) (9)

Product No.	Clonality	Application	Species Reactivity	Citations	SDS
<a href="#">HPA021775</a>	polyclonal	IHC, WB	human	4	
<a href="#">HPA026700</a>	polyclonal	IHC	human	1	




## Anti-CA2 antibody produced in rabbit

**Synonym(s):** Anti-CA-II antibody produced in rabbit, Anti-Carbonate dehydratase II antibody produced in rabbit, Anti-Carbonic anhydrase 2 antibody produced in rabbit, Anti-Carbonic anhydrase C antibody produced in rabbit, Anti-Carbonic anhydrase II antibody produced in rabbit

[All Photos](#) (8)

Product No.	Clonality	Application	Species Reactivity	Citations	SDS
<a href="#">HPA001550</a>	polyclonal	IHC	rat, mouse, human	5	



## Anti-CA9 Antibody, clone 1B6 ZooMAb<sup>®</sup> Rabbit Monoclonal

[All Photos](#) (7)

Product No.	Clonality	Application	Species Reactivity	Citations	SDS
<a href="#">ZRB2223</a>	1B6, recombinant monoclonal	ICC, IHC, WB, affinity binding assay	human, rat		



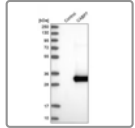
## Anti-CAAP1 antibody produced in rabbit



**Synonym(s):** Anti-C9orf82, Anti-Uncharacterized protein C9orf82

[All Photos](#) (2)

Product No.	Clonality	Application	Species Reactivity	Citations	SDS
<a href="#">HPA020404</a>	polyclonal	IHC	human		

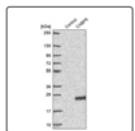


### Anti-CABP7 antibody produced in rabbit

**Synonym(s):** Anti-MGC57793, Anti-calcium binding protein 7

[All Photos](#) (2)

Product No.	Clonality	Application	Species Reactivity	Citations	SDS
<a href="#">HPA016439</a>	polyclonal	IHC	human		



### Anti-CABP5 antibody produced in rabbit

**Synonym(s):** Anti-Cabp3, Anti-Calcium binding protein 5

[All Photos](#) (5)

Product No.	Clonality	Application	Species Reactivity	Citations	SDS
<a href="#">HPA043698</a>	polyclonal	IHC	human		



### Anti-CABS1 antibody produced in rabbit

**Synonym(s):** Anti-C4orf35, Anti-CLPH, Anti-FLJ32897, Anti-NYD-SP26, Anti-Calcium-Binding Protein, Spermatid-Specific 1

[All Photos](#) (14)



Product No.	Clonality	Application	Species Reactivity	Citations	SDS
<a href="#">HPA055352</a>	polyclonal	IHC	human		
<a href="#">HPA044016</a>	polyclonal	IHC	human		

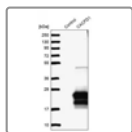


### Anti-CABYR antibody produced in rabbit

**Synonym(s):** Anti-CBP86, Anti-CT88, Anti-FSP-2, Anti-calcium binding tyrosine-(Y)-phosphorylation regulated

[All Photos](#) (8)


Product No.	Clonality	Application	Species Reactivity	Citations	SDS
<a href="#">HPA040703</a>	polyclonal	IHC	human		
<a href="#">HPA047801</a>	polyclonal	IF, IHC	human		




### Anti-CACFD1 antibody produced in rabbit

**Synonym(s):** Anti-C9orf7, Anti-D9S2135, Anti-FLOWER



[All Photos](#) (2)

Product No.	Clonality	Application	Species Reactivity	Citations	SDS
<a href="#">HPA015280</a>	polyclonal	IF, IHC (p), WB	human	1	



### Anti-CACNA1C Antibody, clone 1F20 ZooMAb<sup>®</sup> Rabbit Monoclonal

[All Photos](#) (13)



Product No.	Clonality	Application	Species Reactivity	Citations	SDS
<a href="#">ZRB1293</a>	1F20, recombinant monoclonal	ICC, IHC (p), WB	human, rat		 



### Anti-CACNA2D1 antibody produced in rabbit

**Synonym(s):** CACNA2, CACNL2A, LINC01112, MHS3, lncRNA-N3



[All Photos](#) (12)

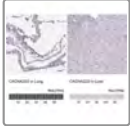
Product No.	Clonality	Application	Species Reactivity	Citations	SDS
<a href="#">HPA008213</a>	polyclonal	IHC	human	4	
<a href="#">HPA008621</a>	polyclonal	IHC	human	3	



### Anti-CACNA2D1 Antibody, clone 1K4 ZooMAb<sup>®</sup> Rabbit Monoclonal

[All Photos](#) (10)


Product No.	Clonality	Application	Species Reactivity	Citations	SDS
<b>ZRB1652</b>	1K4, recombinant monoclonal	ICC, IHC (p), affinity binding assay	human		 



### Anti-CACNA2D2 antibody produced in rabbit

**Synonym(s):** Anti-KIAA0558, Anti-calcium channel, voltage-dependent,  $\alpha$  2/ $\delta$  subunit 2

[All Photos](#) (5)



Product No.	Clonality	Application	Species Reactivity	Citations	SDS
<b>HPA034771</b>	polyclonal	IHC	human		

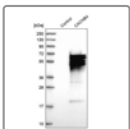


### Anti-CACNA1S antibody produced in rabbit

**Synonym(s):** Anti-CACNL1A3, Anti-Cav1.1, Anti-HOKPP, Anti-MHS5, Anti-hypoPP

[All Photos](#) (8)


Product No.	Clonality	Application	Species Reactivity	Citations	SDS
<b>HPA048892</b>	polyclonal	IHC	human	1	
<b>HPA056815</b>	polyclonal	IHC	human		




### Anti-CACNB4 antibody produced in rabbit

**Synonym(s):** Anti-CAB4, Anti-Calcium channel voltage-dependent subunit beta 4, Anti-Voltage-dependent L-type calcium channel subunit beta-4

[All Photos](#) (2)


Product No.	Clonality	Application	Species Reactivity	Citations	SDS
<b>HPA015601</b>	polyclonal	IHC	human	2	

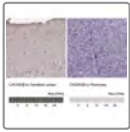


### Anti-CACNB2 antibody produced in rabbit

**Synonym(s):** Anti-CACNLB2, Anti-Calcium channel, voltage-dependent,  $\beta$  2 subunit, Anti-MYSB

[All Photos](#) (5)


Product No.	Clonality	Application	Species Reactivity	Citations	SDS
<a href="#">HPA035326</a>	polyclonal	IHC	human		

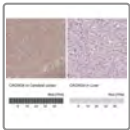


### Anti-CACNG8 antibody produced in rabbit

**Synonym(s):** Anti-Calcium channel, voltage-dependent,  $\gamma$  subunit 8


[All Photos](#) (3)

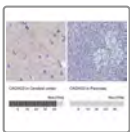
Product No.	Clonality	Application	Species Reactivity	Citations	SDS
<a href="#">HPA041351</a>	polyclonal	IHC	human		



### Anti-CACNG4 antibody produced in rabbit


[All Photos](#) (3)


Product No.	Clonality	Application	Species Reactivity	Citations	SDS
<a href="#">HPA005803</a>	polyclonal	IHC	human		



### Anti-CACNG3 antibody produced in rabbit



[All Photos](#) (3)


Product No.	Clonality	Application	Species Reactivity	Citations	SDS
<a href="#">HPA077238</a>	polyclonal	IF, IHC	human		



### Anti-CACNG8/TARP $\gamma$ 8 Antibody, clone 1K4 ZooMAb<sup>®</sup> Rabbit Monoclonal



[All Photos](#) (12)

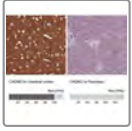
Product No.	Clonality	Application	Species Reactivity	Citations	SDS
<a href="#">ZRB1523</a>	1K4, recombinant monoclonal	FACS, ICC, IHC	human, rat	 	



### Anti-CAD antibody produced in rabbit

## All Photos (4)


Product No.	Clonality	Application	Species Reactivity	Citations	SDS
<a href="#">HPA057266</a>	polyclonal	IF	human		
<a href="#">HPA069341</a>	polyclonal	IHC	human		

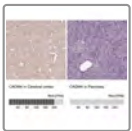


### Anti-CADM2 antibody produced in rabbit

**Synonym(s):** Anti-Cell adhesion molecule 2 precursor, Anti-Immunoglobulin superfamily member 4D, Anti-Nectin-like protein 3

## All Photos (3)


Product No.	Clonality	Application	Species Reactivity	Citations	SDS
<a href="#">HPA010024</a>	polyclonal	IHC	human	6	

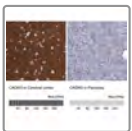


### Anti-CADM4 antibody produced in rabbit

**Synonym(s):** Anti-Cell adhesion molecule 4 precursor, Anti-Immunoglobulin superfamily member 4C, Anti-Nectin-like protein 4, Anti-TSLC1-like protein 2

## All Photos (4)


Product No.	Clonality	Application	Species Reactivity	Citations	SDS
<a href="#">HPA012612</a>	polyclonal	IF, IHC	human	4	

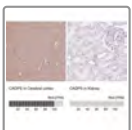


### Anti-CADM3 antibody produced in rabbit

**Synonym(s):** Anti-DARC, Anti-Immunoglobulin superfamily member 4B, Anti-Nectin-like protein 1, Anti-Synaptic cell adhesion molecule 3, Anti-TSLC1-like protein 1

## All Photos (6)


Product No.	Clonality	Application	Species Reactivity	Citations	SDS
<a href="#">HPA002981</a>	polyclonal	IHC	human		

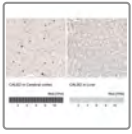


### Anti-CADPS antibody produced in rabbit

**Synonym(s):** Anti-CAPS, Anti-CAPS1, Anti-KIAA1121




## All Photos (4)

Product No.	Clonality	Application	Species Reactivity	Citations	SDS
<b>HPA059328</b>	polyclonal	IF, IHC	human		



### Anti-CALB2 antibody produced in mouse

**All Photos** (23)



Product No.	Clonality	Application	Species Reactivity	Citations	SDS
<b>AMAB91813</b>	CL12838, monoclonal	IHC	mouse, human		
<b>AMAB91812</b>	CL12836, monoclonal	IHC, WB	human, mouse		
<b>AMAB91814</b>	CL12842, monoclonal	IHC, WB	human, mouse		



### Anti-CALB1 antibody produced in rabbit



**Synonym(s):** Anti-CALB, Anti-Calbindin, Anti-Calbindin D28, Anti-D-28K, Anti-Vitamin D-dependent calcium-binding protein, avian-type


**All Photos** (15)

Product No.	Clonality	Application	Species Reactivity	Citations	SDS
<b>HPA056734</b>	polyclonal	IHC	human		
<b>HPA023099</b>	polyclonal	IF, IHC	human	6	

## All **Anti-CALB2 antibody produced in rabbit**



**Photos** (26) **Synonym(s):** Anti-29 kDa calbindin antibody produced in rabbit, Anti-CR antibody produced in rabbit, Anti-Calretinin antibody produced in rabbit

Product No.	Clonality	Application	Species Reactivity	Citations	SDS
<b>HPA007306</b>	polyclonal	IF, IHC	rat, human, mouse	8	
<b>HPA007305</b>	polyclonal	IF, IHC	human	6	

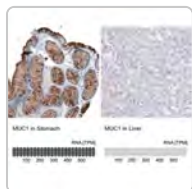


## **Anti-Calbindin D-28K clone 1A11 Antibody, ZooMAb<sup>®</sup> Rabbit Monoclonal**

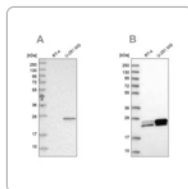
**All**  
**Photos** (10)

Product No.	Clonality	Application	Species Reactivity	Citations	SDS
<b>ZRB1778</b>	1A11, monoclonal recombinant monoclonal	ICC, IHC (p), WB	mouse, human, rat		 

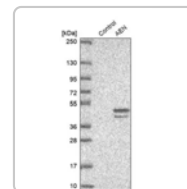




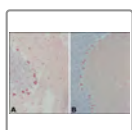
Sigma-Aldrich  
**AMAB91533**  
 Monoclonal  
 Anti-MUC1...



Sigma-Aldrich  
**HPA028118**  
 Anti-GUK1



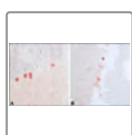
Sigma-Aldrich  
**HPA0485**  
 Anti-AEN  
 antibody.



### Anti-Calbindin-D-28K (EG-20) antibody produced in rabbit

[All Photos](#) (3)

Product No.	Clonality	Application	Species Reactivity	Citations	SDS
<b>C2724</b>	polyclonal	IHC, WB	rat	50	

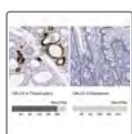


### Anti-Calbindin-D-28K antibody, Mouse monoclonal

**Synonym(s):** Monoclonal Anti-(28kD), Monoclonal Anti-D-28K, Monoclonal Anti-D-dependent calcium-binding protein, Monoclonal Anti-RTVL-H protein, Monoclonal Anti-avian-type, Monoclonal Anti-calbindin 1, Monoclonal Anti-vitamin

[All Photos](#) (3)

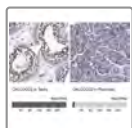
Product No.	Clonality	Application	Species Reactivity	Citations	SDS
<b>SAB4200543</b>	CB-955, monoclonal	IHC, WB	mouse, human, rat	17	



### Anti-CALCA antibody produced in rabbit

[All Photos](#) (4)

Product No.	Clonality	Application	Species Reactivity	Citations	SDS
<b>HPA064453</b>	polyclonal	IF, IHC, WB	human		



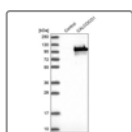
## Anti-CALCOCO2 antibody produced in rabbit

**Synonym(s):** Anti-Antigen nuclear dot 52 kDa protein, Anti-Calcium-binding and coiled-coil domain-containing protein 2, Anti-Nuclear domain 10 protein 52, Anti-Nuclear domain 10 protein NDP52, Anti-Nuclear dot protein 52

[All](#)

[Photos](#) (24)

Product No.	Clonality	Application	Species Reactivity	Citations	SDS
<a href="#">HPA022989</a>	polyclonal	IF, IHC	human	3	
<a href="#">HPA023195</a>	polyclonal	IF, IHC	human	9	
<a href="#">HPA023019</a>	polyclonal	IHC	human	3	



## Anti-CALCOCO1 antibody produced in rabbit

**Synonym(s):** Anti-Calcium binding and coiled-coil domain 1, Anti-Calphoglin, Anti-Cocoa, Anti-KIAA1536

[All](#)

[Photos](#) (6)

Product No.	Clonality	Application	Species Reactivity	Citations	SDS
<a href="#">HPA038313</a>	polyclonal	IF, IHC	human		
<a href="#">HPA038314</a>	polyclonal	IF, IHC	human	2	



## Anti-CALCR antibody produced in rabbit

**Synonym(s):** CTR, Anti-CTR, Anti-calcitonin receptor

[All Photos](#) (10)

Product No.	Clonality	Application	Species Reactivity	Citations	SDS
<a href="#">HPA061428</a>	polyclonal	IHC	human		
<a href="#">HPA028962</a>	polyclonal	IHC	human	3	





## Anti-CALD1 antibody produced in rabbit

**Synonym(s):** Anti-CDM antibody produced in rabbit, Anti-Caldesmon antibody produced in rabbit

[All](#)



[Photos](#) (21)

Product No.	Clonality	Application	Species Reactivity	Citations	SDS
<a href="#">HPA008066</a>	polyclonal	IF, IHC	human, rat, mouse	7	
<a href="#">HPA017330</a>	polyclonal	IF, IHC	human	3	



### **Anti-Caldesmon Antibody, clone 1E8 ZooMAb<sup>®</sup> Rabbit Monoclonal**

[All Photos](#) (12)


Product No.	Clonality	Application	Species Reactivity	Citations	SDS
<a href="#">ZRB1823</a>	1E8, recombinant monoclonal	FACS, ICC, IHC, WB, affinity binding assay	human, rat		 



### **Anti-CALML5 antibody produced in rabbit**

**Synonym(s):** Anti-Calmodulin-like 5, Anti-Clsp

[All Photos](#) (4)


Product No.	Clonality	Application	Species Reactivity	Citations	SDS
<a href="#">HPA040725</a>	polyclonal	IF, IHC	human	1	



### **Anti-CALML4 antibody produced in rabbit**

**Synonym(s):** Anti-MGC4809, Anti-NY-BR-20, Anti-calmodulin-like 4



[All Photos](#) (4)

Product No.	Clonality	Application	Species Reactivity	Citations	SDS
<a href="#">HPA051109</a>	polyclonal	IF, IHC	human		



### **Anti-Calmodulin Antibody, clone 1G3 ZooMAb<sup>®</sup> Rabbit Monoclonal**



[All Photos](#) (14)

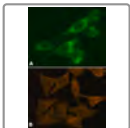
Product No.	Clonality	Application	Species Reactivity	Citations	SDS
<b>ZRB1586</b>	1G3, recombinant monoclonal	ICC, IHC (p), WB, affinity binding assay	human, rat, mouse		 



### Anti-Calnexin Antibody, clone 10N19, ZooMAb<sup>®</sup> Rabbit Monoclonal

**All Photos** (28)


Product No.	Clonality	Application	Species Reactivity	Citations	SDS
<b>ZRB1147</b>	10N19, recombinant monoclonal	ICC, IHC (p), WB	human, mouse		 



### Anti-Calnexin antibody, Mouse monoclonal

**Synonym(s):** Anti-CANX, Anti-CNX



**All Photos** (2)

Product No.	Clonality	Application	Species Reactivity	Citations	SDS
<b>C7617</b>	TO-5, monoclonal	ELISA (i), FACS, ICC, IHC, WB	human	18	



### Anti-Calpain-1 Antibody, clone 1H14 ZooMAb<sup>®</sup> Rabbit Monoclonal



**All Photos** (12)

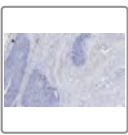
Product No.	Clonality	Application	Species Reactivity	Citations	SDS
<b>ZRB1962</b>	1H14, recombinant monoclonal	ICC, IHC, WB	mouse, human		 



## Anti-Calpain-9 Antibody, clone 1J22 ZooMAb<sup>®</sup> Rabbit Monoclonal



[All Photos](#) (11)

Product No.	Clonality	Application	Species Reactivity	Citations	SDS
<b>ZRB1383</b>	1J22, recombinant monoclonal	ICC, IHC (p), WB, affinity binding assay	human	 	



## Anti-Calponin 1 Antibody, clone 9D14, ZooMAb<sup>®</sup> Rabbit Monoclonal

[All Photos](#) (13)



Product No.	Clonality	Application	Species Reactivity	Citations	SDS
<b>ZRB1146</b>	9D14, recombinant monoclonal	ICC, IHC (p), WB	human, mouse	1	 

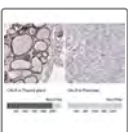


## Anti-CALR3 antibody produced in rabbit

**Synonym(s):** Anti-CRT2, Anti-CT93, Anti-FLJ25355, Anti-MGC26577

[All Photos](#) (15)


Product No.	Clonality	Application	Species Reactivity	Citations	SDS
<b>HPA043355</b>	polyclonal	IHC	human		
<b>HPA048460</b>	polyclonal	IHC	human		

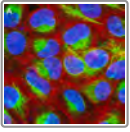


## Anti-CALR antibody produced in rabbit

**Synonym(s):** Anti-CRP55 antibody produced in rabbit, Anti-Calregulin antibody produced in rabbit, Anti-Calreticulin precursor antibody produced in rabbit, Anti-ERp60 antibody produced in rabbit, Anti-HACBP antibody produced in rabbit, Anti-grp60 antibody produced in rabbit



[All Photos](#) (5)

Product No.	Clonality	Application	Species Reactivity	Citations	SDS
<b>HPA002242</b>	polyclonal	IHC	mouse, human, rat	4	



### Anti-Calreticulin Antibody, clone 1F16 ZooMAb<sup>®</sup> Rabbit Monoclonal



**All Photos** (8)

Product No.	Clonality	Application	Species Reactivity	Citations	SDS
<b>ZRB1681</b>	1F16, recombinant monoclonal	ICC, WB, affinity binding assay	mouse, human		 



### Anti-Calretinin Antibody, clone 3K22, ZooMAb<sup>®</sup> Rabbit Monoclonal



**All Photos** (10)

Product No.	Clonality	Application	Species Reactivity	Citations	SDS
<b>ZRB5054</b>	3K22, monoclonal recombinant monoclonal	ICC, IHC (p), WB	mouse, rat, human		 



### Anti-Calretinin Antibody, clone 6B8.2 ZooMAb<sup>®</sup> Mouse Monoclonal

**All Photos** (15)


Product No.	Clonality	Application	Species Reactivity	Citations	SDS
<b>ZMS1073</b>	6B8.2, recombinant monoclonal	ICC, IF, IHC (p), WB	rat, mouse, human		 




### Anti-Calsequestrin-1 antibody produced in rabbit

**Synonym(s):** Anti-Aspartactin, Anti-CALMITINE, Anti-CASQ1, Anti-Calsequestrin-skeletal muscle isoform

**All Photos** (2)


Product No.	Clonality	Application	Species Reactivity	Citations	SDS
<b>C0618</b>	polyclonal	WB	canine, mouse, human, rat	9	

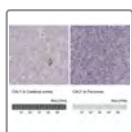


### Anti-Calsequestrin-2 antibody produced in rabbit

**Synonym(s):** Anti-CASQ2, Anti-fast-twitch, cardiac muscle Calsequestrin

[All Photos \(2\)](#)


Product No.	Clonality	Application	Species Reactivity	Citations	SDS
<b>C3868</b>	polyclonal	WB	rat, human	8	



### Anti-CALY antibody produced in rabbit

**Synonym(s):** Anti-Calcyon, Anti-Calcyon neuron-specific vesicular protein, Anti-Drd1ip, Anti-Nsg3



[All Photos \(4\)](#)

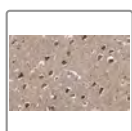
Product No.	Clonality	Application	Species Reactivity	Citations	SDS
<b>HPA042283</b>	polyclonal	IHC	human		



### Anti-CAM kinase II Delta Antibody, clone 1E22 ZooMAb<sup>®</sup> Rabbit Monoclonal



[All Photos \(7\)](#)

Product No.	Clonality	Application	Species Reactivity	Citations	SDS
<b>ZRB2356</b>	1E22, recombinant monoclonal	IF, IHC, WB, affinity binding assay	human, rat, mouse, bovine		 

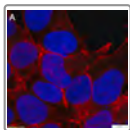


### Anti-CaM Kinase II $\alpha$ Antibody, clone 1C20 ZooMAb<sup>®</sup> Rabbit Monoclonal

[All Photos \(11\)](#)



Product No.	Clonality	Application	Species Reactivity	Citations	SDS
<b>ZRB1206</b>	1C20, monoclonal	IF, IHC (p),	human, rat		 

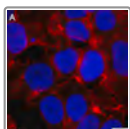
Product No.	Clonality	Application	Species Reactivity	Citations	SDS
	recombinant monoclonal	WB, affinity binding assay			



**Anti-CAM-cysteine Antibody, clone 4E7 ZooMAb<sup>®</sup> Rabbit Monoclonal**



**All Photos** (12)

Product No.	Clonality	Application	Species Reactivity	Citations	SDS
<b>ZRB2456</b>	4E7, recombinant monoclonal	ELISA, FACS, ICC, WB	human	 	



**Anti-CAM-cysteine Antibody, clone 52H11 ZooMAb<sup>®</sup> Rabbit Monoclonal**

**All Photos** (12)

Product No.	Clonality	Application	Species Reactivity	Citations	SDS
<b>ZRB2457</b>	52H11, recombinant monoclonal	ELISA, FACS, ICC, WB	human	 	




All

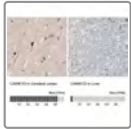
### Anti-CAMK2B antibody produced in rabbit

Photos

(8)

**Synonym(s):** Anti-CaM kinase II subunit beta, Anti-CaM-kinase II beta chain, Anti-CaMK-II subunit beta, Anti-Calcium/calmodulin-dependent protein kinase type II beta chain

Product No.	Clonality	Application	Species Reactivity	Citations	SDS
<a href="#">HPA026307</a>	polyclonal	IHC	human, mouse	5	




### Anti-CAMK1D antibody produced in rabbit

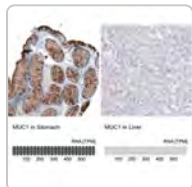
**Synonym(s):** Anti-CKLiK antibody produced in rabbit, Anti-CaM kinase I δ antibody produced in rabbit, Anti-CaM kinase ID antibody produced in rabbit, Anti-CaM-KI δ antibody produced in rabbit, Anti-CaMKI δ antibody produced in rabbit, Anti-CaMKI-δ antibody produced in rabbit, Anti-Calcium/calmodulin-dependent protein kinase type 1D antibody produced in rabbit, Anti-CamKI-like protein kinase antibody produced in rabbit, Anti-Camk1D antibody produced in rabbit

All

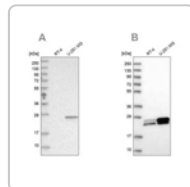
Photos

(7)

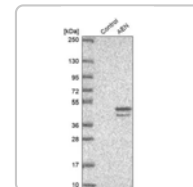
Product No.	Clonality	Application	Species Reactivity	Citations	SDS
<a href="#">HPA007266</a>	polyclonal	IF, IHC	human	3	



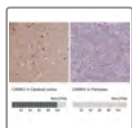
Sigma-Aldrich  
**AMAB91533**  
Monoclonal  
Anti-MUC1...



Sigma-Aldrich  
**HPA028118**  
Anti-GUK1



Sigma-Aldrich  
**HPA0485**  
Anti-AEN  
antibody.



## Anti-CAMKV antibody produced in rabbit

**Synonym(s):** Anti-CaM kinase-like vesicle-associated protein antibody produced in rabbit

[All Photos](#) (4)

Product No.	Clonality	Application	Species Reactivity	Citations	SDS
<a href="#">HPA007656</a>	polyclonal	IF, IHC	human	2	



## Anti-CAMP antibody produced in rabbit

**Synonym(s):** Anti-CAP18, Anti-FALL-39, Anti-FALL39, Anti-LL37, Anti-cathelicidin antimicrobial peptide

[All Photos](#) (5)

Product No.	Clonality	Application	Species Reactivity	Citations	SDS
<a href="#">HPA029874</a>	polyclonal	IHC	human	3	




## Anti-CAMSAP2 antibody produced in rabbit

**Synonym(s):** Anti-CAMSAP1L1, Anti-KIAA1078

[All Photos](#) (16)

Product No.	Clonality	Application	Species Reactivity	Citations	SDS
<a href="#">HPA026304</a>	polyclonal	IHC	human	3	
<a href="#">HPA027302</a>	polyclonal	IHC	human	5	
<a href="#">HPA026511</a>	polyclonal	IF, IHC	human	3	



## Anti-CAMSAP3 antibody produced in rabbit

[All Photos](#) (3)




Product No.	Clonality	Application	Species Reactivity	Citations	SDS
<a href="#">HPA043830</a>	polyclonal	IHC	human		

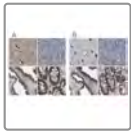


## Anti-CAND1 antibody produced in rabbit

**Synonym(s):** Anti-DKFZp434M1414, Anti-KIAA0829, Anti-TIP120, Anti-TIP120A

## All Photos (6)




Product No.	Clonality	Application	Species Reactivity	Citations	SDS
<a href="#">HPA055748</a>	polyclonal	IF	human		
<a href="#">HPA069053</a>	polyclonal	IF, WB	human		
<a href="#">HPA062833</a>	polyclonal	IHC	human		



### Anti-CANT1 antibody produced in rabbit

**Synonym(s):** Anti-Apyrase homolog, Anti-Putative MAPK-activating protein PM09, Anti-Putative NF-kappa-B-activating protein 107, Anti-SCAN-1, Anti-Soluble calcium-activated nucleotidase 1

## All Photos (19)



Product No.	Clonality	Application	Species Reactivity	Citations	SDS
<a href="#">HPA022818</a>	polyclonal	IHC	human	3	
<a href="#">HPA019639</a>	polyclonal	IHC	human	1	
<a href="#">HPA019627</a>	polyclonal	IHC	human		



### Anti-CANX antibody produced in rabbit

**Synonym(s):** Anti-Calnexin precursor antibody produced in rabbit, Anti-IP90 antibody produced in rabbit, Anti-Major histocompatibility complex class I antigen-binding protein p88 antibody produced in rabbit, Anti-p90 antibody produced in rabbit

## All Photos (12)


Product No.	Clonality	Application	Species Reactivity	Citations	SDS
<a href="#">HPA009433</a>	polyclonal	IF, IHC	human	5	
<a href="#">HPA009696</a>	polyclonal	IF, IHC	human	4	




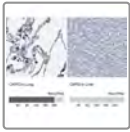
### Anti-CAP2 antibody produced in rabbit

**Synonym(s):** Anti-CAP, adenylate cyclase-associated protein, 2 (yeast)

## All Photos (16)

Product No.	Clonality	Application	Species Reactivity	Citations	SDS
<a href="#">HPA054147</a>	polyclonal	IHC	human		



Product No.	Clonality	Application	Species Reactivity	Citations	SDS
<b>HPA050530</b>	polyclonal	IF, IHC	human		



### Anti-CAPG antibody produced in rabbit

**Synonym(s):** Anti-Actin regulatory protein CAP-G, Anti-Macrophage-capping protein

[All Photos](#) (15)


Product No.	Clonality	Application	Species Reactivity	Citations	SDS
<b>HPA019092</b>	polyclonal	IHC, WB	human	4	
<b>HPA019080</b>	polyclonal	IF, IHC, WB	human	6	

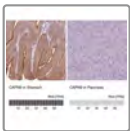


### Anti-CAPN2 antibody produced in rabbit

**Synonym(s):** Anti-CANP 2, Anti-Calcium-activated neutral proteinase 2, Anti-Calpain large polypeptide L2, Anti-Calpain-2 catalytic subunit, Anti-Calpain-2 large subunit, Anti-M-calpain

[All Photos](#) (9)


Product No.	Clonality	Application	Species Reactivity	Citations	SDS
<b>HPA024470</b>	polyclonal	IF, IHC	mouse, human, rat	1	



### Anti-CAPN9 antibody produced in rabbit

**Synonym(s):** Anti-GC36, Anti-calpain 9, Anti-nCL-4


[All Photos](#) (5)

Product No.	Clonality	Application	Species Reactivity	Citations	SDS
<b>HPA020398</b>	polyclonal	IHC	human	1	



### Anti-CAPN11 antibody produced in rabbit

[All Photos](#) (3)


Product No.	Clonality	Application	Species Reactivity	Citations	SDS
<b>HPA030955</b>	polyclonal	IHC	human		

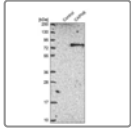


### Anti-CAPN1 antibody produced in rabbit

**All Photos** (5)

**Synonym(s):** Anti-CANP 1, Anti-Calcium-activated neutral proteinase 1, Anti-Calpain mu-type, Anti-Calpain-1 catalytic subunit, Anti-Calpain-1 large subunit, Anti-Micromolar-calpain, Anti-muCANP


Product No.	Clonality	Application	Species Reactivity	Citations	SDS
<b>HPA005992</b>	polyclonal	IF, IHC	human	6	



**Anti-CAPN6 antibody produced in rabbit**

**Synonym(s):** Anti-CANPX, Anti-CAPNX, Anti-CalpM, Anti-Calpain 6

**All Photos** (2)


Product No.	Clonality	Application	Species Reactivity	Citations	SDS
<b>HPA040383</b>	polyclonal	IHC (p), WB	human		

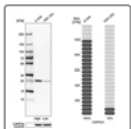


**Anti-CAPNS2**

**Synonym(s):** MGC12536, MGC14804

**All Photos** (3)


Product No.	Clonality	Application	Species Reactivity	Citations	SDS
<b>HPA076768</b>	polyclonal	IHC	human		



**Anti-CAPNS1 antibody produced in rabbit**

**Synonym(s):** Anti-CANP small subunit antibody produced in rabbit, Anti-CDPS antibody produced in rabbit, Anti-CSS1 antibody produced in rabbit, Anti-Calcium-activated neutral proteinase small subunit antibody produced in rabbit, Anti-Calcium-dependent protease small subunit 1 antibody produced in rabbit, Anti-Calcium-dependent protease small subunit antibody produced in rabbit, Anti-Calpain regulatory subunit antibody produced in rabbit, Anti-Calpain small subunit 1 antibody produced in rabbit

**All Photos** (4)


Product No.	Clonality	Application	Species Reactivity	Citations	SDS
<b>HPA006872</b>	polyclonal	IF, IHC	rat, mouse, human	5	

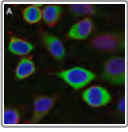


**Anti-CAPRIN1 antibody produced in rabbit**

**Synonym(s):** Anti-Caprin-1, Anti-Cell cycle associated protein 1, Anti-Cytoplasmic activation- and proliferation-associated protein 1, Anti-GPI-anchored membrane protein 1, Anti-GPI-anchored protein p137, Anti-GPI-p137, Anti-p137GPI



**All Photos** (6)

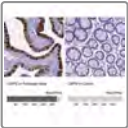
Product No.	Clonality	Application	Species Reactivity	Citations	SDS
<a href="#">HPA018126</a>	polyclonal	IF, IHC, WB	human	10	



## Anti-CAPRN1 Antibody, clone 1F2 ZooMAb<sup>®</sup> Rabbit Monoclonal

[All Photos](#) (17)


Product No.	Clonality	Application	Species Reactivity	Citations	SDS
<a href="#">ZRB1292</a>	1F2, recombinant monoclonal	ICC, IHC (p), WB, affinity binding assay	human, mouse		 

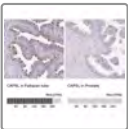


## Anti-CAPS antibody produced in rabbit

**Synonym(s):** Anti-CAPS1, Anti-Calcyphosine, Anti-MGC126562

[All Photos](#) (4)



Product No.	Clonality	Application	Species Reactivity	Citations	SDS
<a href="#">HPA043520</a>	polyclonal	IF, IHC	human	5	

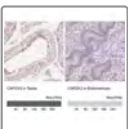


## Anti-CAPSL antibody produced in rabbit

**Synonym(s):** Anti-MGC26610, Anti-calcyphosine-like

[All Photos](#) (15)


Product No.	Clonality	Application	Species Reactivity	Citations	SDS
<a href="#">HPA046811</a>	polyclonal	IHC	human		
<a href="#">HPA058495</a>	polyclonal	IF, IHC	human		




## Anti-CAPZA3 antibody produced in rabbit

**Synonym(s):** Anti-CAPPA3, Anti-Gsg3

[All Photos](#) (3)


Product No.	Clonality	Application	Species Reactivity	Citations	SDS
<b>HPA038688</b>	polyclonal	IHC	human		

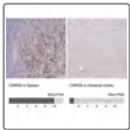


### Anti-CARD11 antibody produced in rabbit

**Synonym(s):** Anti-BIMP3, Anti-CARMA1, Anti-caspase recruitment domain family, member 11


[All Photos](#) (2)

Product No.	Clonality	Application	Species Reactivity	Citations	SDS
<b>HPA052984</b>	polyclonal	IHC, WB	human		



### Anti-CARD9 antibody produced in rabbit

[All Photos](#) (6)



Product No.	Clonality	Application	Species Reactivity	Citations	SDS
<b>HPA059502</b>	polyclonal	IHC	human		



### Anti-Cardiac Troponin I Antibody, clone 1F23, ZooMAb<sup>®</sup> Rabbit Monoclonal

**Synonym(s):** Troponin I

[All Photos](#) (14)




Product No.	Clonality	Application	Species Reactivity	Citations	SDS
<b>ZRB1355</b>	1F23, monoclonal recombinant monoclonal	ICC, IF, IHC, WB	human, rat, mouse	1	 



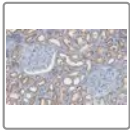
### Anti-Cardiac Troponin T Antibody, clone 1G6 ZooMAb<sup>®</sup> Rabbit Monoclonal

**Synonym(s):** Anti-BLAST-2/CD23 Antibody, clone 3G10 ZooMAb<sup>®</sup> Rabbit Monoclonal

[All Photos](#) (7)



Product No.	Clonality	Application	Species Reactivity	Citations	SDS
<b>ZRB2482</b>	1G6, recombinant monoclonal	ICC, IHC, WB, affinity	rat, human		  

Product No.	Clonality	Application	Species Reactivity	Citations	SDS
		binding assay			



## Anti-CARM1 Antibody, clone 2H11 ZooMAb<sup>®</sup> Rabbit Monoclonal

**All Photos** (22)



Product No.	Clonality	Application	Species Reactivity	Citations	SDS
<b>ZRB1530</b>	2H11, recombinant monoclonal	ICC, IHC (p), WB, affinity binding assay	rat, human, mouse		 

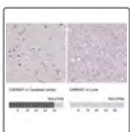


## Anti-CARMIL1 antibody produced in rabbit

**Synonym(s):** CARMIL, DJ501N12.1, FLJ20048, LRRC16, LRRC16A, Anti-FLJ20048, Anti-LRRC16, Anti-dJ501N12.1, Anti-leucine rich repeat containing 16A

**All Photos** (14)


Product No.	Clonality	Application	Species Reactivity	Citations	SDS
<b>HPA029038</b>	polyclonal	IF, IHC	human	2	
<b>HPA029039</b>	polyclonal	IF, IHC	human	2	



## Anti-CARNS1 antibody produced in rabbit

**Synonym(s):** Anti-ATPGD1, Anti-KIAA1394



**All Photos** (3)

Product No.	Clonality	Application	Species Reactivity	Citations	SDS
<b>HPA038569</b>	polyclonal	IHC	human	3	



## All Anti-CARS antibody produced in rabbit

**Photos** (17) **Synonym(s):** Anti-CysRS antibody produced in rabbit, Anti-Cysteine--tRNA ligase antibody produced in rabbit, Anti-CysteinyI-tRNA synthetase, cytoplasmic antibody produced in rabbit


Product No.	Clonality	Application	Species Reactivity	Citations	SDS
<b>HPA002384</b>	polyclonal	IF, IHC	human	4	
<b>HPA002383</b>	polyclonal	IF, IHC	human, rat, mouse	4	

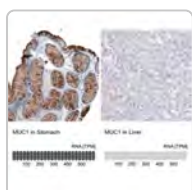


## Anti-CARS2 antibody produced in rabbit

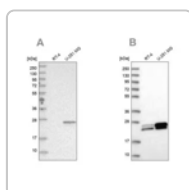
**Synonym(s):** Anti-FLJ12118

**All Photos** (7)

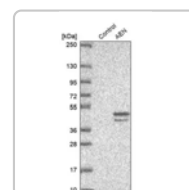
Product No.	Clonality	Application	Species Reactivity	Citations	SDS
<b>HPA041776</b>	polyclonal	IF, IHC	human		



Sigma-Aldrich  
**AMAB91533**  
Monoclonal  
Anti-MUC1...



Sigma-Aldrich  
**HPA028118**  
Anti-GUK1

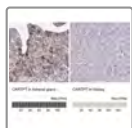


Sigma-Aldric  
**HPA0485**  
Anti-AEN  
antibody.

[View Price and Availability](#)

[View Price and Availability](#)

[View Price and Availat](#)

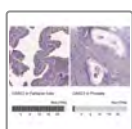


## Anti-CARTPT antibody produced in rabbit

**Synonym(s):** Anti-CART, Anti-CART Prepropeptide

[All Photos](#) (7)

Product No.	Clonality	Application	Species Reactivity	Citations	SDS
<a href="#">HPA046278</a>	polyclonal	IHC	human	2	

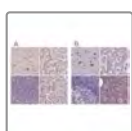


## Anti-CASC1 antibody produced in rabbit

**Synonym(s):** Anti-Cancer susceptibility candidate 1, Anti-Flj10921, Anti-Las1

[All Photos](#) (3)

Product No.	Clonality	Application	Species Reactivity	Citations	SDS
<a href="#">HPA039662</a>	polyclonal	IHC	human		



## Anti-CASC4 antibody produced in rabbit

**Synonym(s):** Anti-DKFZp459F1927, Anti-H63, Anti-cancer susceptibility candidate 4

[All Photos](#) (12)

Product No.	Clonality	Application	Species Reactivity	Citations	SDS
<a href="#">HPA043015</a>	polyclonal	IF, IHC	human		
<a href="#">HPA049488</a>	polyclonal	IF, IHC	human		

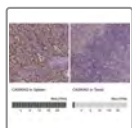


## Anti-CASK antibody produced in rabbit

**Synonym(s):** Anti-Calcium/calmodulin-dependent serine protein kinase, Anti-Lin-2 homolog, Anti-Peripheral plasma membrane protein CASK, Anti-hCASK

[All Photos](#) (4)


Product No.	Clonality	Application	Species Reactivity	Citations	SDS
<a href="#">HPA023857</a>	polyclonal	IF, IHC	human	1	

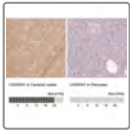


## Anti-CASKIN2

**Synonym(s):** ANKS5B, FLJ21609, KIAA1139

[All Photos](#) (4)


Product No.	Clonality	Application	Species Reactivity	Citations	SDS
<a href="#">HPA071906</a>	polyclonal	IF, IHC	human		



### Anti-CASKIN1 antibody produced in rabbit

**Synonym(s):** Anti-ANKS5A, Anti-CASK interacting protein 1, Anti-KIAA1306

[All Photos](#) (4)



Product No.	Clonality	Application	Species Reactivity	Citations	SDS
<a href="#">HPA055990</a>	polyclonal	IF, IHC	human		

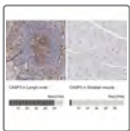


### Anti-CASP6 antibody produced in rabbit

**Synonym(s):** Anti-Apoptotic protease Mch-2, Anti-CASP-6, Anti-Caspase-6, Anti-Caspase-6 precursor

[All Photos](#) (9)


Product No.	Clonality	Application	Species Reactivity	Citations	SDS
<a href="#">HPA024303</a>	polyclonal	IHC	human	1	
<a href="#">HPA011337</a>	polyclonal	IF, IHC	human	4	



### Anti-CASP3 antibody produced in rabbit

**Synonym(s):** Anti-Apopain, Anti-CASP-3, Anti-CPP-32, Anti-Caspase-3 precursor, Anti-Cysteine protease CPP32, Anti-SCA-1, Anti-SREBP cleavage activity 1, Anti-Yama protein

[All Photos](#) (7)


Product No.	Clonality	Application	Species Reactivity	Citations	SDS
<a href="#">HPA002643</a>	polyclonal	IF, IHC	human	15	

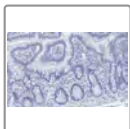


### Anti-CASP14 antibody produced in rabbit

**Synonym(s):** Anti-MGC119078, Anti-MGC119079, Anti-MICE

[All Photos](#) (6)

Product No.	Clonality	Application	Species Reactivity	Citations	SDS
<a href="#">HPA027062</a>	polyclonal	IF, IHC	human		





## Anti-Caspase-1 (p20) Antibody, clone 2G4 , ZooMAb<sup>®</sup> Rabbit Monoclonal

**Synonym(s):** CASP-1, EC:3.4.22.36, ICE, IL-1 beta-converting enzyme, IL-1BC, Interleukin-1 beta convertase, Interleukin-1 beta-converting enzyme, p45

[All](#)

[Photos](#) (13)

Product No.	Clonality	Application	Species Reactivity	Citations	SDS
<b>ZRB1233</b>	2G4, recombinant monoclonal	ICC, IHC (p), WB	human, mouse, rat	1	 





## Anti-Caspase-1 p10 Antibody, clone 9H11 ZooMAb<sup>®</sup> Rabbit Monoclonal

**Synonym(s):** CASP-1, Caspase-1, EC:3.4.22.36, ICE, IL-1 beta-converting enzyme, IL-1BC, Interleukin-1 beta convertase, Interleukin-1 beta-converting enzyme, p45

[All](#)

[Photos](#) (8)

Product No.	Clonality	Application	Species Reactivity	Citations	SDS
<b>ZRB1563</b>	9H11, monoclonal recombinant monoclonal	IHC (p), WB, affinity binding assay	human, mouse		 





## Anti-Caspase-3 Antibody, clone 3J16 , ZooMAb<sup>®</sup> Rabbit Monoclonal

**Synonym(s):** Apopain, CASP-3, CPP-32, Cysteine protease CPP32, EC:3.4.22.56, Protein Yama, SCA-1, SREBP cleavage activity 1

[All](#)

[Photos](#) (14)



Product No.	Clonality	Application	Species Reactivity	Citations	SDS
<b>ZRB1221</b>	3J16, recombinant monoclonal	FACS, ICC, IHC (p), WB	human, rat	2	 




## Anti-Caspase-7 Antibody, clone 1E21 ZooMAb<sup>®</sup> Rabbit Monoclonal

[All](#)



[Photos](#) (8)

Product No.	Clonality	Application	Species Reactivity	Citations	SDS
<b>ZRB1676</b>	1E21, recombinant monoclonal	FACS, IHC (p), WB	human	 	



### Anti-Caspase-8 Antibody, clone 1L15 ZooMAb<sup>®</sup> Rabbit Monoclonal



**All Photos** (17)

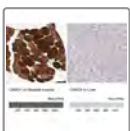
Product No.	Clonality	Application	Species Reactivity	Citations	SDS
<b>ZRB1426</b>	1L15, recombinant monoclonal	ICC, IHC (p), WB, affinity binding assay	human	 	



### Anti-Caspase-9 Antibody, clone 1G22 ZooMAb<sup>®</sup> Rabbit Monoclonal

**All Photos** (4)



Product No.	Clonality	Application	Species Reactivity	Citations	SDS
<b>ZRB2324</b>	1G22, recombinant monoclonal	IHC, WB, affinity binding assay	human	 	



### Anti-CASQ1 antibody produced in rabbit

**Synonym(s):** Anti-Calmitin antibody produced in rabbit, Anti-Calsequestrin, skeletal muscle isoform antibody produced in rabbit, Anti-Calsequestrin-1 precursor antibody produced in rabbit, Anti-CASQ, Anti-PDIB1, Anti-calsequestrin 1 (fast-twitch, skeletal muscle)

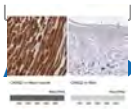
**All Photos** (8)

Product No.	Clonality	Application	Species Reactivity	Citations	SDS
<b>HPA007845</b>	polyclonal	IHC	human	3	
<b>HPA026823</b>	polyclonal	IHC	human	6	




### Anti-CASQ2 antibody produced in rabbit

**Synonym(s):** Anti-PDIB2, Anti-Calsequestrin, cardiac muscle isoform, Anti-Calsequestrin-2



Photos (13)

Product No.	Clonality	Application	Species Reactivity	Citations	SDS
<a href="#">HPA055298</a>	polyclonal	IHC	human		
<a href="#">HPA027285</a>	polyclonal	IHC	human	4	

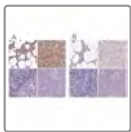


### Anti-CASR antibody produced in rabbit

**Synonym(s):** Anti-FHH, Anti-GPRC2A, Anti-HHC, Anti-HHC1, Anti-NSHPT, Anti-Calcium-sensing receptor

[All Photos](#) (16)

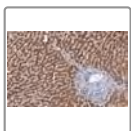
Product No.	Clonality	Application	Species Reactivity	Citations	SDS
<a href="#">HPA050335</a>	polyclonal	IHC, WB	human		
<a href="#">HPA039686</a>	polyclonal	IHC	human	1	



### Anti-CAT antibody produced in rabbit

[All Photos](#) (19)

Product No.	Clonality	Application	Species Reactivity	Citations	SDS
<a href="#">HPA051282</a>	polyclonal	IHC	human		
<a href="#">HPA055838</a>	polyclonal	IF, IHC	human		



### Anti-Catalase Antibody, clone 1C21 ZooMAb<sup>®</sup> Rabbit Monoclonal



[All Photos](#) (10)


Product No.	Clonality	Application	Species Reactivity	Citations	SDS
<a href="#">ZRB1771</a>	1C21, recombinant monoclonal	IHC (p), WB, affinity binding assay	rat, human		



## Anti-Catenin $\alpha$ -1 Antibody, clone 1D15 ZooMAb<sup>®</sup> Rabbit Monoclonal

[All Photos](#) (6)



Product No.	Clonality	Application	Species Reactivity	Citations	SDS
<b>ZRB2294</b>	1D15, recombinant monoclonal	IHC, WB, affinity binding assay	human	 	

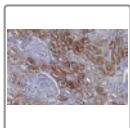


## Anti-Catenin- $\alpha$ 2 Antibody, clone 3F7 ZooMAb<sup>®</sup> Rabbit Monoclonal

**Synonym(s):** Alpha 2 Catenin, Alpha N-catenin, Alpha-catenin-related protein



[All Photos](#) (20)

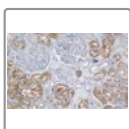
Product No.	Description	SDS
<b>ZRB1108</b>	recombinant, expressed in HEK 293 cells	 



## Anti-Cathepsin B Antibody, clone 1G7 ZooMAb<sup>®</sup> Rabbit Monoclonal



[All Photos](#) (10)

Product No.	Clonality	Application	Species Reactivity	Citations	SDS
<b>ZRB1635</b>	1G7, recombinant monoclonal	IHC (p), WB, affinity binding assay	human	 	

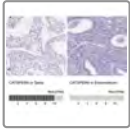


## Anti-Cathepsin L1 Antibody, clone 1G2 ZooMAb<sup>®</sup> Rabbit Monoclonal

[All Photos](#) (13)

Product No.	Clonality	Application	Species Reactivity	Citations	SDS
<b>ZRB1636</b>	1G2, recombinant	ICC, IHC (p),	human, rat	 	

Product No.	Clonality	Application	Species Reactivity	Citations	SDS
	monoclonal	WB, affinity binding assay			




### Anti-CATSPER4 antibody produced in rabbit

**Synonym(s):** Anti-Cation Channel, Sperm Associated 4

[All Photos](#) (3)

Product No.	Clonality	Application	Species Reactivity	Citations	SDS
<b>HPA045257</b>	polyclonal	IHC	human		

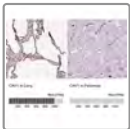


### Anti-CAV2 antibody produced in rabbit

**Synonym(s):** Anti-CAV

[All Photos](#) (6)

Product No.	Clonality	Application	Species Reactivity	Citations	SDS
<b>HPA044810</b>	polyclonal	IF, IHC, WB	human	1	



### Anti-CAV1 antibody produced in rabbit

**Synonym(s):** Anti-CAV

[All Photos](#) (6)

Product No.	Clonality	Application	Species Reactivity	Citations	SDS
<b>HPA049326</b>	polyclonal	IHC	human	4	



### Anti-Cav3.2 Antibody, clone 1D17 ZooMAb<sup>®</sup> Rabbit Monoclonal

**Synonym(s):** Anti-SCD Antibody, clone 2C2 ZooMAb<sup>®</sup> Rabbit Monoclonal


[All Photos](#) (7)

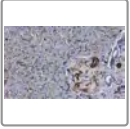
Product No.	Clonality	Application	Species Reactivity	Citations	SDS
<b>ZRB2706</b>	1D17, recombinant monoclonal	ICC, IHC, WB, affinity binding assay	mouse, human		



## All Photos (3) **Anti-Caveolin-1 antibody produced in rabbit**



**Synonym(s):** Anti-Caveolin-1, Anti-VIP21

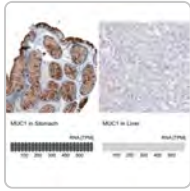
Product No.	Clonality	Application	Species Reactivity	Citations	SDS
<b>C3237</b>	polyclonal	ARR, IF, WB	human, rat, mouse	18	



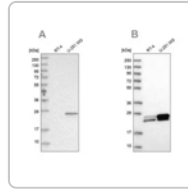
### **Anti-Caveolin-1 Antibody, clone 1D10 ZooMAb<sup>®</sup> Rabbit Monoclonal**

#### All Photos (17)

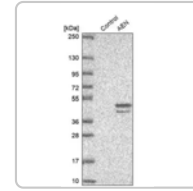
Product No.	Clonality	Application	Species Reactivity	Citations	SDS
<b>ZRB1602</b>	1D10, recombinant monoclonal	ICC, IHC (p), WB, affinity binding assay	mouse, human, monkey, rat		 



Sigma-Aldrich  
**AMAB91533**  
Monoclonal  
Anti-MUC1...



Sigma-Aldrich  
**HPA028118**  
Anti-GUK1

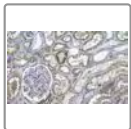


Sigma-Aldrich  
**HPA0485**  
Anti-AEN  
antibody.

[View Price and Availability](#)



[View Price and Availability](#)

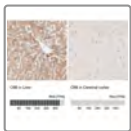
[View Price and Availab](#)



### Anti-Caveolin-2 Antibody, clone 1K15 ZooMAb® Rabbit Monoclonal

**All Photos** (10)


Product No.	Clonality	Application	Species Reactivity	Citations	SDS
<b>ZRB2046</b>	1K15, recombinant monoclonal	ICC, IHC, WB	human	 	

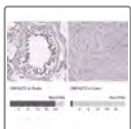


### Anti-C8B antibody produced in rabbit

**Synonym(s):** Anti-Complement component 8 subunit beta, Anti-Complement component C8 beta chain

**All Photos** (6)


Product No.	Clonality	Application	Species Reactivity	Citations	SDS
<b>HPA023694</b>	polyclonal	IHC	human		

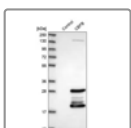


### Anti-CBFA2T2 antibody produced in rabbit

**Synonym(s):** Anti-MTGR1, Anti-ZMYND3

**All Photos** (4)


Product No.	Clonality	Application	Species Reactivity	Citations	SDS
<b>HPA060523</b>	polyclonal	IHC	human		



### Anti-CBFB antibody produced in rabbit

**Synonym(s):** Anti-Core-binding factor,  $\beta$  subunit, Anti-Pebp2b

## All Photos (3)


Product No.	Clonality	Application	Species Reactivity	Citations	SDS
<a href="#">HPA038852</a>	polyclonal	IF, IHC	human		

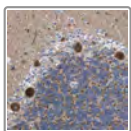


### Anti-CBL antibody produced in rabbit

**Synonym(s):** Anti-APin, Anti-CBL2, Anti-Cas-Br-M (murine) ecotropic retroviral transforming sequence, Anti-FLJ20513, Anti-RNF55

## All Photos (8)


Product No.	Clonality	Application	Species Reactivity	Citations	SDS
<a href="#">HPA027956</a>	polyclonal	IF, IHC	rat, mouse, human	1	



### Anti-CBLB antibody produced in rabbit

**Synonym(s):** Anti-Casitas B-lineage lymphoma proto-oncogene b, Anti-E3 ubiquitin-protein ligase CBL-B, Anti-RING finger protein 56, Anti-SH3-binding protein CBL-B, Anti-Signal transduction protein CBL-B

## All Photos (5)



Product No.	Clonality	Application	Species Reactivity	Citations	SDS
<a href="#">HPA019880</a>	polyclonal	IF, IHC, WB	human	6	



### Anti-CBLL1 antibody produced in rabbit

**Synonym(s):** Anti-Casitas B-lineage lymphoma-transforming sequence-like protein 1, Anti-E3 ubiquitin-protein ligase Hakai, Anti-RING finger protein 188, Anti-c-Cbl-like protein 1

## All Photos (12)



Product No.	Clonality	Application	Species Reactivity	Citations	SDS
<a href="#">HPA026699</a>	polyclonal	IF, IHC	human		
<a href="#">HPA021773</a>	polyclonal	IHC	human	3	




### Anti-C4BPA antibody produced in rabbit

**Synonym(s):** Anti-C4b-binding protein  $\alpha$ -chain precursor antibody produced in rabbit, Anti-C4bp antibody produced in rabbit, Anti-PRP antibody produced in rabbit, Anti-Proline-rich protein antibody produced in rabbit

## All Photos (12)


Product No.	Clonality	Application	Species Reactivity	Citations	SDS
<a href="#">HPA001578</a>	polyclonal	IHC	human	1	
<a href="#">HPA000926</a>	polyclonal	IHC	human	2	



### Anti-CBR4 antibody produced in rabbit

**Synonym(s):** Anti-Carbonyl reductase 4, Anti-FLJ14431, Anti-SDR45C1

[All Photos](#) (2)


Product No.	Clonality	Application	Species Reactivity	Citations	SDS
<a href="#">HPA037499</a>	polyclonal	IHC	human		



### Anti-CBS antibody produced in rabbit

**Synonym(s):** Anti-Beta- thionase, Anti-Cystathionine beta-synthase, Anti-Serine sulfhydrase

[All Photos](#) (5)


Product No.	Clonality	Application	Species Reactivity	Citations	SDS
<a href="#">HPA001223</a>	polyclonal	IF, IHC	human	5	



### Anti-CBX3 antibody produced in rabbit

**Synonym(s):** Anti-Chromobox protein homolog 3, Anti-HECH, Anti-HP1 gamma, Anti-Heterochromatin protein 1 homolog gamma, Anti-Modifier 2 protein

[All Photos](#) (5)


Product No.	Clonality	Application	Species Reactivity	Citations	SDS
<a href="#">HPA004902</a>	polyclonal	IF, IHC	human	3	



### Anti-CBX8 antibody produced in rabbit


**Synonym(s):** Anti-HPC3, Anti-PC3, Anti-RC1, Anti-chromobox homolog 8 (Pc class homolog, Drosophila)

[All Photos](#) (7)

Product No.	Clonality	Application	Species Reactivity	Citations	SDS
<a href="#">HPA031462</a>	polyclonal	IF, IHC	human		




### Anti-CBX5 antibody produced in rabbit



**Synonym(s):** Anti-Antigen p25, Anti-Chromobox protein homolog 5, Anti-HP1 alpha, Anti-Heterochromatin protein 1 homolog alpha



**Photos** (8)

Product No.	Clonality	Application	Species Reactivity	Citations	SDS
<b>HPA016699</b>	polyclonal	IF, IHC	human	3	



### **Anti-CBX2 Antibody, clone 3114 ZooMAb<sup>®</sup> Rabbit Monoclonal**



**All Photos** (20)

Product No.	Clonality	Application	Species Reactivity	Citations	SDS
<b>ZRB1084</b>	3114, recombinant monoclonal monoclonal	ICC, IHC (p), WB, affinity binding assay	rat, mouse, human		 



### **Anti-CBX5 Antibody, clone 512-K ZooMAb<sup>®</sup> Rabbit Monoclonal**



**All Photos** (6)

Product No.	Clonality	Application	Species Reactivity	Citations	SDS
<b>ZRB1876</b>	512-K, recombinant monoclonal	ICC, IHC, WB	human		 



### **Anti-CCAR2 antibody produced in rabbit**

**All Photos** (16)

Product No.	Clonality	Application	Species Reactivity	Citations	SDS
<b>HPA019943</b>	polyclonal	IHC, WB	human	4	
<b>HPA019907</b>	polyclonal	IF, IHC	rat, mouse, human	3	



## Anti-CC2D1A antibody produced in rabbit

**Synonym(s):** Anti-Coiled-coil and C2 domain-containing protein 1A antibody produced in rabbit, Anti-FRE under dual repression-binding protein 1 antibody produced in rabbit, Anti-Five repressor element under dual repression-binding protein 1 antibody produced in rabbit, Anti-Freud-1 antibody produced in rabbit, Anti-Putative NF- $\kappa$ -B-activating protein 023N antibody produced in rabbit

[All Photos](#) (2)

Product No.	Clonality	Application	Species Reactivity	Citations	SDS
<a href="#">HPA005436</a>	polyclonal	IHC, WB	human	9	



## Anti-C2CD2 antibody produced in rabbit

**Synonym(s):** Anti-C21orf25, Anti-C21orf258, Anti-DKFZP586F0422, Anti-TMEM24L

[All Photos](#) (4)

Product No.	Clonality	Application	Species Reactivity	Citations	SDS
<a href="#">HPA030922</a>	polyclonal	IHC	human		



## Anti-CCDC70 antibody produced in rabbit

[All Photos](#) (3)

Product No.	Clonality	Application	Species Reactivity	Citations	SDS
<a href="#">HPA079644</a>	polyclonal	IF, IHC	human		



## Anti-CCDC43 antibody produced in rabbit



[All Photos](#) (3)

Product No.	Clonality	Application	Species Reactivity	Citations	SDS
<a href="#">HPA023078</a>	polyclonal	IF, IHC	human		



## Anti-CCDC155 antibody produced in rabbit

[All Photos](#) (11)



Product No.	Clonality	Application	Species Reactivity	Citations	SDS
<a href="#">HPA019937</a>	polyclonal	IHC	human	1	
<a href="#">HPA019940</a>	polyclonal	IHC, WB	human	1	

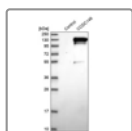


### Anti-CCDC6 antibody produced in rabbit

**Synonym(s):** Anti-Coiled-coil domain-containing protein 6, Anti-Papillary thyroid carcinoma-encoded protein, Anti-Protein H4

[All Photos](#) (15)



Product No.	Clonality	Application	Species Reactivity	Citations	SDS
<a href="#">HPA019049</a>	polyclonal	IHC	human	4	
<a href="#">HPA019051</a>	polyclonal	IF, IHC	mouse, rat, human	5	



### Anti-CCDC146 antibody produced in rabbit

**Synonym(s):** Anti-Coiled-coil domain-containing protein 146

[All Photos](#) (4)



Product No.	Clonality	Application	Species Reactivity	Citations	SDS
<a href="#">HPA020105</a>	polyclonal	IHC	human	2	
<a href="#">HPA020082</a>	polyclonal	IHC	human	2	



### Anti-CCDC51 antibody produced in rabbit

**Synonym(s):** Anti-Coiled-coil domain-containing protein 51


[All Photos](#) (11)

Product No.	Clonality	Application	Species Reactivity	Citations	SDS
<a href="#">HPA010980</a>	polyclonal	IF, IHC	mouse, human, rat	3	
<a href="#">HPA011408</a>	polyclonal	IF, IHC, WB	human	1	



### Anti-CCDC186 antibody produced in rabbit

[All Photos](#) (4)





Product No.	Clonality	Application	Species Reactivity	Citations	SDS
<b>HPA018019</b>	polyclonal	IF, IHC	human, mouse, rat	5	

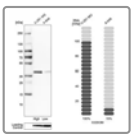


### Anti-CCDC181 antibody produced in rabbit

**Synonym(s):** Anti-C1orf114, Anti-C6orf21, Anti-FLJ25846, Anti-G6f, Anti-LY6G6D, Anti-NG32, Anti-Uncharacterized protein C1orf114

**All Photos** (27)


Product No.	Clonality	Application	Species Reactivity	Citations	SDS
<b>HPA027281</b>	polyclonal	IHC	human		
<b>HPA027312</b>	polyclonal	IHC	human, mouse	2	
<b>HPA027189</b>	polyclonal	IF, IHC	human		
<b>HPA027275</b>	polyclonal	IHC	human		

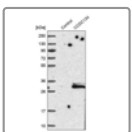


### Anti-CCDC50 antibody produced in rabbit

**Synonym(s):** Anti-Coiled-coil domain-containing protein 50 antibody produced in rabbit, Anti-Protein Ymer antibody produced in rabbit

**All Photos** (4)


Product No.	Clonality	Application	Species Reactivity	Citations	SDS
<b>HPA001336</b>	polyclonal	IF, IHC	mouse, rat, human	4	



### Anti-CCDC134 antibody produced in rabbit

**Synonym(s):** Anti-Coiled-coil domain-containing protein 134 precursor antibody produced in rabbit


**All Photos** (6)

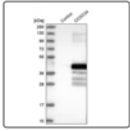
Product No.	Clonality	Application	Species Reactivity	Citations	SDS
<b>HPA003936</b>	polyclonal	IHC	human	3	



## All Photos (3) **Anti-CCDC17 antibody produced in rabbit**

**Synonym(s):** Anti-Coiled-coil domain containing 17, Anti-FLJ33084


Product No.	Clonality	Application	Species Reactivity	Citations	SDS
<b>HPA028338</b>	polyclonal	IHC	human	1	

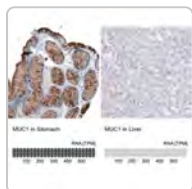


## **Anti-CCDC24 antibody produced in rabbit**

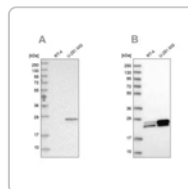
**Synonym(s):** Anti-MGC45441

## All Photos (3)

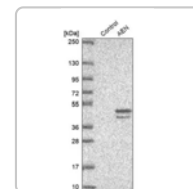
Product No.	Clonality	Application	Species Reactivity	Citations	SDS
<b>HPA035424</b>	polyclonal	IF, IHC	human		



Sigma-Aldrich  
**AMAB91533**  
Monoclonal  
Anti-MUC1...



Sigma-Aldrich  
**HPA028118**  
Anti-GUK1



Sigma-Aldric  
**HPA0485**  
Anti-AEN  
antibody.

[View Price and Availability](#)

[View Price and Availability](#)

[View Price and Availat](#)



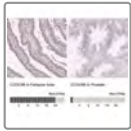
## **Anti-CCDC94 antibody produced in rabbit**

**Synonym(s):** Anti-Coiled-Coil Domain Containing 94, Anti-FLJ10374



[Photos](#) (5)

Product No.	Clonality	Application	Species Reactivity	Citations	SDS
<a href="#">HPA043606</a>	polyclonal	IHC	mouse, human		
<a href="#">HPA055675</a>	polyclonal	IF	human		

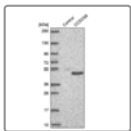


### Anti-CCDC96 antibody produced in rabbit

**Synonym(s):** Anti-FLJ90575, Anti-coiled-coil domain containing 96

[All Photos](#) (3)

Product No.	Clonality	Application	Species Reactivity	Citations	SDS
<a href="#">HPA047546</a>	polyclonal	IHC	human		

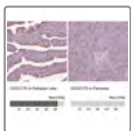


### Anti-CCDC68 antibody produced in rabbit

**Synonym(s):** Anti-SE57-1, Anti-coiled-coil domain containing 68

[All Photos](#) (2)

Product No.	Clonality	Application	Species Reactivity	Citations	SDS
<a href="#">HPA048197</a>	polyclonal	IHC	human		

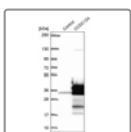


### Anti-CCDC170 antibody produced in rabbit

**Synonym(s):** Anti-C6orf97, Anti-FLJ23305, Anti-bA282P11.1, Anti-coiled-coil domain containing 170

[All Photos](#) (4)

Product No.	Clonality	Application	Species Reactivity	Citations	SDS
<a href="#">HPA027185</a>	polyclonal	IHC	human	1	




### Anti-CCDC124 antibody produced in rabbit

**Synonym(s):** Anti-coiled-coil domain containing 124

[All Photos](#) (4)

Product No.	Clonality	Application	Species Reactivity	Citations	SDS
<a href="#">HPA041708</a>	polyclonal	IF, IHC, WB	human		

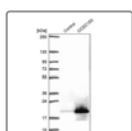


## Anti-CCDC189 antibody produced in rabbit

**Synonym(s):** Anti-C16orf93, Anti-MGC104706

[All Photos](#) (3)

Product No.	Clonality	Application	Species Reactivity	Citations	SDS
<a href="#">HPA041806</a>	polyclonal	IF, IHC	human		

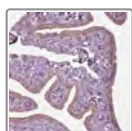


## Anti-CCDC153 antibody produced in rabbit

**Synonym(s):** Anti-Coiled-coil domain containing 153, Anti-Loc283152

[All Photos](#) (2)

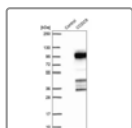
Product No.	Clonality	Application	Species Reactivity	Citations	SDS
<a href="#">HPA041497</a>	polyclonal	IHC	human		



## Anti-CCDC114 antibody produced in rabbit

[All Photos](#) (3)

Product No.	Clonality	Application	Species Reactivity	Citations	SDS
<a href="#">HPA042524</a>	polyclonal	IHC	human	1	



## Anti-CCDC9 antibody produced in rabbit

**Synonym(s):** Anti-Coiled-Coil Domain Containing 9, Anti-DKFZP586M1019

[All Photos](#) (2)

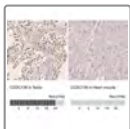
Product No.	Clonality	Application	Species Reactivity	Citations	SDS
<a href="#">HPA045624</a>	polyclonal	IHC	human		



## Anti-CCDC151 antibody produced in rabbit

[All Photos](#) (3)

Product No.	Clonality	Application	Species Reactivity	Citations	SDS
<a href="#">HPA054626</a>	polyclonal	IHC	human		



### Anti-CCDC138 antibody produced in rabbit

[All Photos](#) (3)

Product No.	Clonality	Application	Species Reactivity	Citations	SDS
<a href="#">HPA054223</a>	polyclonal	IHC	human		



### Anti-CCDC136 antibody produced in rabbit

[All Photos](#) (3)

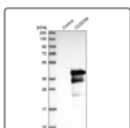
Product No.	Clonality	Application	Species Reactivity	Citations	SDS
<a href="#">HPA071015</a>	polyclonal	IHC	human		



### Anti-CCDC40 antibody produced in rabbit

[All Photos](#) (4)

Product No.	Clonality	Application	Species Reactivity	Citations	SDS
<a href="#">HPA022974</a>	polyclonal	IF, IHC	human	5	

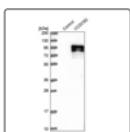


### Anti-CCDC59 antibody produced in rabbit

**Synonym(s):** Anti-BR22, Anti-Coiled-coil domain containing 59, Anti-HSPC128, Anti-TAP26

[All Photos](#) (3)

Product No.	Clonality	Application	Species Reactivity	Citations	SDS
<a href="#">HPA038555</a>	polyclonal	IF, IHC	human		

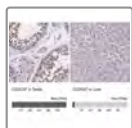


### Anti-CCDC82 antibody produced in rabbit

**Synonym(s):** Anti-Coiled-coil domain containing 82, Anti-FLJ23518

[All Photos](#) (3)

Product No.	Clonality	Application	Species Reactivity	Citations	SDS
<a href="#">HPA038704</a>	polyclonal	IF, IHC	human		

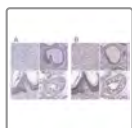


## Anti-CCDC97 antibody produced in rabbit

**Synonym(s):** Anti-Coiled-Coil Domain Containing 97, Anti-FLJ40267, Anti-MGC20255

[All Photos](#) (11)

Product No.	Clonality	Application	Species Reactivity	Citations	SDS
<a href="#">HPA043572</a>	polyclonal	IF, IHC	human		
<a href="#">HPA043320</a>	polyclonal	IF, IHC	human		

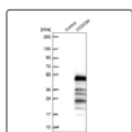


## Anti-CCDC86 antibody produced in rabbit

**Synonym(s):** Anti-Coiled-coil domain containing 86, Anti-Mgc2574

[All Photos](#) (19)

Product No.	Clonality	Application	Species Reactivity	Citations	SDS
<a href="#">HPA041540</a>	polyclonal	IF, IHC	human		
<a href="#">HPA041117</a>	polyclonal	IF, IHC	human		

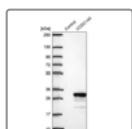


## Anti-CCDC84 antibody produced in rabbit

**Synonym(s):** Anti-DLNB14, Anti-coiled-coil domain containing 84

[All Photos](#) (2)

Product No.	Clonality	Application	Species Reactivity	Citations	SDS
<a href="#">HPA039906</a>	polyclonal	IHC, WB	human		



## Anti-CCDC140 antibody produced in rabbit

**Synonym(s):** Anti-FLJ32447, Anti-coiled-coil domain containing 140

[All Photos](#) (2)

Product No.	Clonality	Application	Species Reactivity	Citations	SDS
<a href="#">HPA048166</a>	polyclonal	IHC, WB	human		

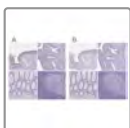


## Anti-CCDC58 antibody produced in rabbit

**Synonym(s):** Anti-FLJ33273, Anti-coiled-coil domain containing 58

[All Photos](#) (3)

Product No.	Clonality	Application	Species Reactivity	Citations	SDS
<a href="#">HPA047777</a>	polyclonal	IHC	human		
<a href="#">HPA051965</a>	polyclonal	IF, WB	human		




## Anti-CCDC39 antibody produced in rabbit

**Synonym(s):** Anti-CILD14, Anti-DKFZp434A128, Anti-FAP59

[All Photos](#) (13)

Product No.	Clonality	Application	Species Reactivity	Citations	SDS
<a href="#">HPA035363</a>	polyclonal	IHC	human		
<a href="#">HPA035364</a>	polyclonal	IHC	human	3	



## Anti-CCDC47 antibody produced in rabbit

**Synonym(s):** Anti-GK001, Anti-KIAA0786, Anti-LEC1, Anti-LPHH1, Anti-coiled-coil domain containing 47

[All Photos](#) (9)

Product No.	Clonality	Application	Species Reactivity	Citations	SDS
<a href="#">HPA072573</a>	polyclonal	IF, WB	human		
<a href="#">HPA029674</a>	polyclonal	IF, IHC	rat, human, mouse		



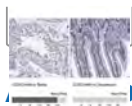
## Anti-CCDC89 antibody produced in rabbit

[All Photos](#) (5)

Product No.	Clonality	Application	Species Reactivity	Citations	SDS
<a href="#">HPA040628</a>	polyclonal	IF, IHC	human		

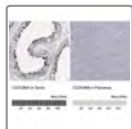


## Anti-CCDC144A antibody produced in rabbit



[Photos](#) (3)

Product No.	Clonality	Application	Species Reactivity	Citations	SDS
<a href="#">HPA066260</a>	polyclonal	IF, IHC	human		

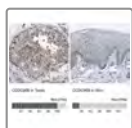


### Anti-CCDC88A antibody produced in rabbit

**Synonym(s):** Anti-APE, Anti-FLJ10392, Anti-GIV, Anti-GRDN, Anti-HkRP1, Anti-KIAA1212

[All Photos](#) (3)

Product No.	Clonality	Application	Species Reactivity	Citations	SDS
<a href="#">HPA038102</a>	polyclonal	IHC	human		

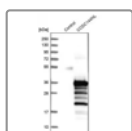


### Anti-CCDC90B antibody produced in rabbit

**Synonym(s):** Anti-Coiled-coil domain-containing protein 90B, mitochondrial precursor

[All Photos](#) (13)

Product No.	Clonality	Application	Species Reactivity	Citations	SDS
<a href="#">HPA011130</a>	polyclonal	IF, IHC	human	3	
<a href="#">HPA011931</a>	polyclonal	IF, IHC	human	2	



### Anti-CCDC144NL antibody produced in rabbit

**Synonym(s):** Anti-MGC87631, Anti-coiled-coil domain containing 144 family, N-terminal like

[All Photos](#) (3)

Product No.	Clonality	Application	Species Reactivity	Citations	SDS
<a href="#">HPA023457</a>	polyclonal	IF, IHC	human	1	




### Anti-CCK

[All Photos](#) (4)

Product No.	Clonality	Application	Species Reactivity	Citations	SDS
<a href="#">HPA069515</a>	polyclonal	IHC	human		

## All Photos (3) **Anti-CCL27**


**Synonym(s):** ALP, CTACK, CTAK, ESkin, ILC, PESKY, SCYA27, skinkine

Product No.	Clonality	Application	Species Reactivity	Citations	SDS
<a href="#">HPA073848</a>	polyclonal	IHC	human		

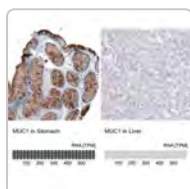


## **Anti-CCL19 antibody produced in rabbit**

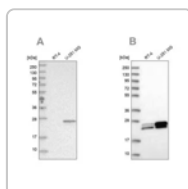
### All Photos (3)

Product No.	Clonality	Application	Species Reactivity	Citations	SDS
<a href="#">HPA067758</a>	polyclonal	IHC	human		

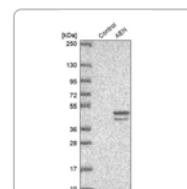
## Recommended Products



Sigma-Aldrich  
**AMAB91533**  
Monoclonal  
Anti-MUC1...



Sigma-Aldrich  
**HPA028118**  
Anti-GUK1



Sigma-Aldrich  
**HPA0485**  
Anti-AEN  
antibody.

[View Price and Availability](#)

[View Price and Availability](#)

[View Price and Availability](#)




## **Anti-CCL2 antibody produced in rabbit**





**Synonym(s):** Anti-C-C motif chemokine 2, Anti-HC11, Anti-MCAF, Anti-MCP-1, Anti-Monocyte chemoattractant protein 1, Anti-Monocyte chemotactic and activating factor, Anti-Monocyte chemotactic protein 1, Anti-Monocyte secretory protein JE, Anti-Small-inducible cytokine A2 (3)

Product No.	Clonality	Application	Species Reactivity	Citations	SDS
<b>HPA019163</b>	polyclonal	IF, IHC	human	17	




### Anti-CCL21 antibody produced in rabbit

**Synonym(s):** Anti-6Ckine, Anti-CKb9, Anti-ECL, Anti-SCYA21, Anti-SLC, Anti-TCA4, Anti-exodus-2

**All Photos** (7)

Product No.	Clonality	Application	Species Reactivity	Citations	SDS
<b>HPA051210</b>	polyclonal	IHC	human	2	



### Anti-CCL20/MIP-3α Antibody, clone 1F5-H1 ZooMAb® Rabbit Monoclonal

**All Photos** (8)

Product No.	Clonality	Application	Species Reactivity	Citations	SDS
<b>ZRB2408</b>	1F5-H1, recombinant monoclonal	ELISA, ICC, IHC, WB, affinity binding assay	human		




### Anti-CCM2 antibody produced in rabbit

**Synonym(s):** Anti-Cerebral cavernous malformations 2 protein, Anti-Malcavernin

**All Photos** (9)


Product No.	Clonality	Application	Species Reactivity	Citations	SDS
<b>HPA021669</b>	polyclonal	IHC	human	4	
<b>HPA020273</b>	polyclonal	IF, IHC	human	6	




### Anti-CCNA2 antibody produced in rabbit

**Synonym(s):** Anti-Cyclin-A, Anti-Cyclin-A2


## All Photos (3)

Product No.	Clonality	Application	Species Reactivity	Citations	SDS
<a href="#">HPA020626</a>	polyclonal	IF	human	3	



### Anti-CCNA1 antibody produced in rabbit

## All Photos (3)


Product No.	Clonality	Application	Species Reactivity	Citations	SDS
<a href="#">HPA077614</a>	polyclonal	IF, IHC	human		



### Anti-CCNB3 antibody produced in rabbit

**Synonym(s):** Anti-G2/mitotic-specific cyclin-B3 antibody produced in rabbit



## All Photos (4)

Product No.	Clonality	Application	Species Reactivity	Citations	SDS
<a href="#">HPA000496</a>	polyclonal	IF, IHC	human	6	



### Anti-CCNB1 antibody produced in rabbit

## All Photos (7)


Product No.	Clonality	Application	Species Reactivity	Citations	SDS
<a href="#">HPA030741</a>	polyclonal	IF	human	7	
<a href="#">HPA061448</a>	polyclonal	IF, IHC	human	3	



### Anti-CCNB2 antibody produced in rabbit

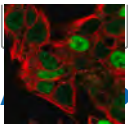
**Synonym(s):** Anti-G2/mitotic-specific cyclin-B2 antibody produced in rabbit

## All Photos (5)

Product No.	Clonality	Application	Species Reactivity	Citations	SDS
<a href="#">HPA008873</a>	polyclonal	IF, IHC	human	4	



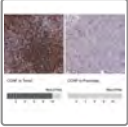
### Anti-CCND2 antibody produced in rabbit



**Synonym(s):** Anti-cyclin D2

[Photos](#) (1)

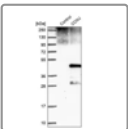
Product No.	Clonality	Application	Species Reactivity	Citations	SDS
<a href="#">HPA049138</a>	polyclonal	IF	human	2	



### Anti-CCNF antibody produced in rabbit

[All Photos](#) (14)

Product No.	Clonality	Application	Species Reactivity	Citations	SDS
<a href="#">HPA070495</a>	polyclonal	IHC	human		
<a href="#">HPA071600</a>	polyclonal	IHC	human		




### Anti-CCNJ antibody produced in rabbit

**Synonym(s):** Anti-BA690P14.1, Anti-Cyclin J, Anti-FLJ10895

[All Photos](#) (2)

Product No.	Clonality	Application	Species Reactivity	Citations	SDS
<a href="#">HPA036531</a>	polyclonal	IHC	human		

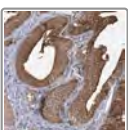


### Anti-CCNT1 antibody produced in rabbit

**Synonym(s):** Anti-CycT1 antibody produced in rabbit, Anti-Cyclin-T antibody produced in rabbit, Anti-Cyclin-T1 antibody produced in rabbit

[All Photos](#) (7)

Product No.	Clonality	Application	Species Reactivity	Citations	SDS
<a href="#">HPA004892</a>	polyclonal	IF, IHC	mouse, human, rat	4	

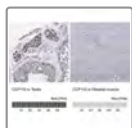


### Anti-CCNY antibody produced in rabbit

**Synonym(s):** Anti-C10orf9, Anti-CBCP1, Anti-CFP1, Anti-cyclin Y

[All Photos](#) (2)

Product No.	Clonality	Application	Species Reactivity	Citations	SDS
<a href="#">HPA036290</a>	polyclonal	IHC, WB	human	6	



## Anti-CCP110 antibody produced in rabbit

**Synonym(s):** Anti-CP110, Anti-KIAA0419

[All Photos](#) (6)

Product No.	Clonality	Application	Species Reactivity	Citations	SDS
<a href="#">HPA039402</a>	polyclonal	IF, IHC	human	10	

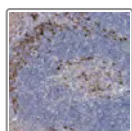


## Anti-CCPG1 Antibody, clone 1F15 ZooMAb<sup>®</sup> Rabbit Monoclonal

**Synonym(s):** Cell cycle progression protein 1, Cell cycle progression restoration protein 8

[All Photos](#) (11)

Product No.	Clonality	Application	Species Reactivity	Citations	SDS
<a href="#">ZRB1582</a>	1F15, monoclonal recombinant monoclonal	ICC, IHC, WB, affinity binding assay	human		



## Anti-CCR4 antibody produced in rabbit

**Synonym(s):** Anti-CC-CKR-4, Anti-CD194, Anti-CKR4, Anti-CMKBR4, Anti-ChemR13, Anti-chemokine (C-C motif) receptor 4, Anti-k5-5

[All Photos](#) (4)

Product No.	Clonality	Application	Species Reactivity	Citations	SDS
<a href="#">HPA031613</a>	polyclonal	IHC	human	8	



## Anti-CCR2 Antibody, clone 5K5-3 ZooMAb<sup>®</sup> Rabbit Monoclonal

[All Photos](#) (11)




Product No.	Clonality	Application	Species Reactivity	Citations	SDS
<a href="#">ZRB2027</a>	5K5-3, recombinant monoclonal	FACS, IHC (p), WB, affinity	human, mouse		

Product No.	Clonality	Application	Species Reactivity	Citations	SDS
		binding assay			



## Anti-CCR4/CD194 Antibody, clone 1N13 ZooMAb<sup>®</sup> Rabbit Monoclonal

[All Photos](#) (7)



Product No.	Clonality	Application	Species Reactivity	Citations	SDS
<b>ZRB2588</b>	recombinant monoclonal	FACS, ICC, IHC, WB, affinity binding assay	human	  	



## Anti-CCSAP antibody produced in rabbit

**Synonym(s):** Anti-C1orf96, Anti-CSAP, Anti-FLJ41471, Anti-Uncharacterized protein C1orf96

[All Photos](#) (12)


Product No.	Clonality	Application	Species Reactivity	Citations	SDS
<b>HPA043443</b>	polyclonal	IHC	human		
<b>HPA028402</b>	polyclonal	IHC	human		



## Anti-CCSER1 antibody produced in rabbit

**Synonym(s):** Anti-FAM190A, Anti-Family with sequence similarity 190, member a, Anti-Kiaa1680

[All Photos](#) (2)



Product No.	Clonality	Application	Species Reactivity	Citations	SDS
<b>HPA041880</b>	polyclonal	IHC	human		




## Anti-CCT2 antibody produced in rabbit

**Synonym(s):** Anti-CCT- $\beta$  antibody produced in rabbit, Anti-T-complex protein 1 subunit  $\beta$  antibody produced in rabbit, Anti-TCP-1- $\beta$  antibody produced in rabbit

[All Photos](#) (20)


Product No.	Clonality	Application	Species Reactivity	Citations	SDS
<a href="#">HPA003197</a>	polyclonal	IHC	rat, human, mouse	2	
<a href="#">HPA003198</a>	polyclonal	IF, IHC	human, mouse, rat	2	




### Anti-CCT7 antibody produced in rabbit

**Synonym(s):** Anti-CCT- $\eta$  antibody produced in rabbit, Anti-HIV-1 Nef-interacting protein antibody produced in rabbit, Anti-T-complex protein 1 subunit eta antibody produced in rabbit, Anti-TCP-1- $\eta$  antibody produced in rabbit

[All Photos](#) (4)


Product No.	Clonality	Application	Species Reactivity	Citations	SDS
<a href="#">HPA008425</a>	polyclonal	IF, IHC	human, rat, mouse	4	



### Anti-CCT3 antibody produced in rabbit

**Synonym(s):** Anti-CCT- $\gamma$  antibody produced in rabbit, Anti-T-complex protein 1 subunit gamma antibody produced in rabbit, Anti-TCP-1- $\gamma$  antibody produced in rabbit, Anti-hTRiC5 antibody produced in rabbit

[All Photos](#) (4)



Product No.	Clonality	Application	Species Reactivity	Citations	SDS
<a href="#">HPA006543</a>	polyclonal	IF, IHC	rat, mouse, human	5	



### Anti-CCT5 antibody produced in rabbit

**Synonym(s):** KIAA0098

[All Photos](#) (16)




Product No.	Clonality	Application	Species Reactivity	Citations	SDS
<a href="#">HPA002238</a>	polyclonal	IHC	human	5	
<a href="#">HPA005958</a>	polyclonal	IF, IHC	human, rat, mouse	2	

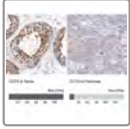


### Anti-CCT8 antibody produced in rabbit

**Synonym(s):** Anti-CCT-theta, Anti-Renal carcinoma antigen NY-REN-15, Anti-T-complex protein 1 subunit theta, Anti-TCP-1-theta, Anti-C21orf112, Anti-Cctq, Anti-PRED71, Anti-chaperonin containing TCP1, subunit 8 (theta)

[All Photos](#) (23)


Product No.	Clonality	Application	Species Reactivity	Citations	SDS
<a href="#">HPA021051</a>	polyclonal	IF, IHC	mouse, human, rat	3	
<a href="#">HPA029426</a>	polyclonal	IF, IHC	rat, mouse, human		
<a href="#">HPA018520</a>	polyclonal	IHC	rat, mouse, human	3	

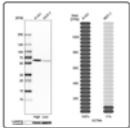


### Anti-CCT4 antibody produced in rabbit

**Synonym(s):** Anti-Cctd, Anti-chaperonin containing TCP1, subunit 4 ( $\delta$ )



[All Photos](#) (6)

Product No.	Clonality	Application	Species Reactivity	Citations	SDS
<a href="#">HPA029349</a>	polyclonal	IF, IHC	human, rat, mouse	1	





### Anti-CCT6A antibody produced in rabbit

[All Photos](#) (8)

Product No.	Clonality	Application	Species Reactivity	Citations	SDS
<a href="#">HPA042996</a>	polyclonal	IHC	human, rat, mouse	1	
<a href="#">HPA045576</a>	polyclonal	IHC	human, rat, mouse		

**All** **Anti-CD25 (IL2-RA) Antibody, clone 1K6 ZooMAb® Rabbit**  
**Photos** (8) **Monoclonal**

**Synonym(s):** IL-2 receptor subunit alpha, IL-2-RA, IL-2R su+C4bunit alpha, IL2-RA, Interleukin-2 receptor subunit alpha, TAC antigen, p55



Product No.	Clonality	Application	Species Reactivity	Citations	SDS
<b>ZRB1412</b>	recombinant monoclonal	FACS, IHC (p), WB	mouse, human	 	

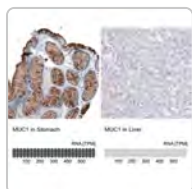


**Anti-CD73 (NT5E) Antibody, clone 1F22 ZooMAb® Rabbit**  
**Monoclonal**

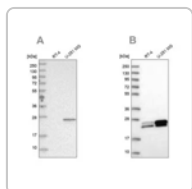
**Synonym(s):** 5'-NT, 5'-Nucleotidase, EC:3.1.3.5, Ecto-5'-nucleotidase

**All**  
**Photos** (9)

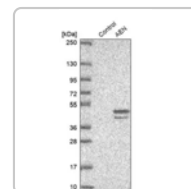
Product No.	Clonality	Application	Species Reactivity	Citations	SDS
<b>ZRB1035</b>	1F22, recombinant monoclonal monoclonal	FACS, IHC (p), WB, affinity binding	mouse, rat, human	 	



Sigma-Aldrich  
**AMAB91533**  
**Monoclonal**  
**Anti-MUC1...**

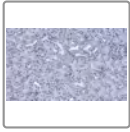


Sigma-Aldrich  
**HPA028118**  
**Anti-GUK1**





Sigma-Aldric  
**HPA0485**  
**Anti-AEN**  
**antibody.**




[View Price and Availability](#)[View Price and Availability](#)[View Price and Availability](#)

### Anti-CD133 (Prominin-1) Antibody, clone 2F8, ZooMAb<sup>®</sup> Rabbit Monoclonal





**All  
Photos** (9)


Product No.	Clonality	Application	Species Reactivity	Citations	SDS
<b>ZRB1013</b>	2F8, recombinant monoclonal monoclonal	FACS, IF, IHC (p), WB	human, rat	 	



### Anti-CD44 antibody produced in mouse

**All Photos** (36)


Product No.	Clonality	Application	Species Reactivity	Citations	SDS
<b>AMAB91847</b>	CL13324, monoclonal	IHC, WB	human		
<b>AMAB91846</b>	CL13319, monoclonal	IHC, WB	human		
<b>AMAB91845</b>	CL13318, monoclonal	IHC, WB	human		
<b>AMAB91848</b>	CL13328, monoclonal	IHC, WB	human		



### Anti-CD2 antibody produced in rabbit

**Synonym(s):** Anti-CD2 antigen, Anti-Erythrocyte receptor, Anti-LFA-2, Anti-LFA-3 receptor, Anti-Rosette receptor, Anti-T-cell surface antigen CD2 precursor, Anti-T-cell surface antigen T11/Leu-5

**All  
Photos** (4)

Product No.	Clonality	Application	Species Reactivity	Citations	SDS
<b>HPA003883</b>	polyclonal	IHC, WB	human	2	





### Anti-CD46 antibody produced in rabbit



**Synonym(s):** Anti-CD46 antigen, Anti-Membrane cofactor protein precursor, Anti-TLX, Anti-Trophoblast leukocyte common antigen

All  
**Photos** (9)


Product No.	Clonality	Application	Species Reactivity	Citations	SDS
<b>HPA016903</b>	polyclonal	IHC, WB	human	4	



### Anti-CD247 antibody produced in rabbit

**Synonym(s):** Anti-CD247 antigen, Anti-T-cell receptor T3 zeta chain, Anti-T-cell surface glycoprotein CD3 zeta chain precursor

All  
**Photos** (6)



Product No.	Clonality	Application	Species Reactivity	Citations	SDS
<b>HPA008750</b>	polyclonal	IHC	human	7	



### Anti-CD93 antibody produced in rabbit

**Synonym(s):** Anti-C1QR antibody produced in rabbit, Anti-C1q/MBL/SPA receptor, Anti-C1qR, Anti-C1qR(p), Anti-C1qRp, Anti-CD93 antigen, Anti-CDw93, Anti-Complement component 1 q subcomponent receptor 1, Anti-Complement component C1q receptor precursor, Anti-Matrix-remodeling-associated protein 4

All  
**Photos** (14)



Product No.	Clonality	Application	Species Reactivity	Citations	SDS
<b>HPA012368</b>	polyclonal	IHC	human	4	
<b>HPA009300</b>	polyclonal	IF, IHC	human	5	

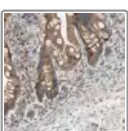


### Anti-CD14 antibody produced in rabbit

**Synonym(s):** Anti-Monocyte differentiation antigen CD14 precursor antibody produced in rabbit, Anti-Myeloid cell-specific leucine-rich glycoprotein antibody produced in rabbit

All  
**Photos** (17)

Product No.	Clonality	Application	Species Reactivity	Citations	SDS
<b>HPA002127</b>	polyclonal	IHC	human	4	
<b>HPA001887</b>	polyclonal	IF, IHC	human	16	




### Anti-CD164 antibody produced in rabbit

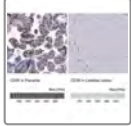
**All**

**Photos**

(2)

**Synonym(s):** Anti-CD164 antigen antibody produced in rabbit, Anti-MGC-24 antibody produced in rabbit, Anti-MUC-24 antibody produced in rabbit, Anti-Multi-glycosylated core protein 24 antibody produced in rabbit, Anti-Putative mucin core protein 24 precursor antibody produced in rabbit

Product No.	Clonality	Application	Species Reactivity	Citations	SDS
<b>HPA010636</b>	polyclonal	IHC, WB	human	6	




### Anti-CD36 antibody produced in rabbit

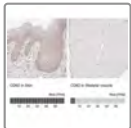
**Synonym(s):** Anti-CD36 antigen antibody produced in rabbit, Anti-FAT antibody produced in rabbit, Anti-Fatty acid translocase antibody produced in rabbit, Anti-GP-IIIB antibody produced in rabbit, Anti-GP-IV antibody produced in rabbit, Anti-Glycoprotein IIIb antibody produced in rabbit, Anti-Leukocyte differentiation antigen CD36 antibody produced in rabbit, Anti-PAS IV antibody produced in rabbit, Anti-PAS-4 protein antibody produced in rabbit, Anti-Platelet collagen receptor antibody produced in rabbit, Anti-Platelet glycoprotein 4 antibody produced in rabbit, Anti-Platelet glycoprotein IV antibody produced in rabbit, Anti-Thrombospondin receptor antibody produced in rabbit

**All**

**Photos**

(6)

Product No.	Clonality	Application	Species Reactivity	Citations	SDS
<b>HPA002018</b>	polyclonal	IHC	human	11	




### Anti-CD82 antibody produced in rabbit

**Synonym(s):** Anti-CD82 molecule, Anti-CDw199, Anti-GPR-9-6, Anti-GPR28, Anti-IA4, Anti-KAI1, Anti-R2, Anti-ST6, Anti-TSPAN27

**All**

**Photos**

(6)


Product No.	Clonality	Application	Species Reactivity	Citations	SDS
<b>HPA028900</b>	polyclonal	IHC	human	1	



### Anti-CD45 antibody produced in rabbit

**Synonym(s):** Anti-GP180, Anti-LCA, Anti-PTPRC, Anti-T200

**All Photos** (3)

Product No.	Clonality	Application	Species Reactivity	Citations	SDS
<b>HPA000440</b>	polyclonal	IHC	human	4	





### Anti-CD276 antibody produced in rabbit

**Synonym(s):** Anti-4lg-B7-H3 antibody produced in rabbit, Anti-B7 homolog 3 antibody produced in rabbit, Anti-B7-H3 antibody produced in rabbit, Anti-CD276 antigen precursor antibody produced in rabbit, Anti-Costimulatory molecule antibody produced in rabbit

**All**

**Photos**

(11)


Product No.	Clonality	Application	Species Reactivity	Citations	SDS
<a href="#">HPA009285</a>	polyclonal	IHC	human	6	
<a href="#">HPA017139</a>	polyclonal	IF, IHC	human	4	

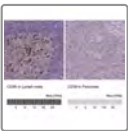


### Anti-CD44 antibody produced in rabbit

**Synonym(s):** Anti-CD44 antigen precursor antibody produced in rabbit, Anti-CDw44 antibody produced in rabbit, Anti-Epican antibody produced in rabbit, Anti-Extracellular matrix receptor-III antibody produced in rabbit, Anti-GP90 lymphocyte homing/adhesion receptor antibody produced in rabbit, Anti-HUTCH-I antibody produced in rabbit, Anti-Heparan sulfate proteoglycan antibody produced in rabbit, Anti-Hermes antigen antibody produced in rabbit, Anti-Hyaluronate receptor antibody produced in rabbit, Anti-PGP-1 antibody produced in rabbit, Anti-Phagocytic glycoprotein I antibody produced in rabbit

**All Photos** (8)



Product No.	Clonality	Application	Species Reactivity	Citations	SDS
<a href="#">HPA005785</a>	polyclonal	IF, IHC	human	29	

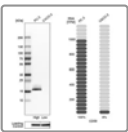


### Anti-CD38 antibody produced in rabbit

**Synonym(s):** Anti-ADP-ribosyl cyclase 1, Anti-CD38 antigen, Anti-Cyclic ADP-ribose hydrolase 1, Anti-T10, Anti-cADPr hydrolase 1

**All Photos** (13)


Product No.	Clonality	Application	Species Reactivity	Citations	SDS
<a href="#">HPA022132</a>	polyclonal	IHC	human	3	
<a href="#">HPA052381</a>	polyclonal	IHC	human		

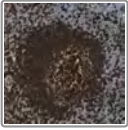


### Anti-CD59 antibody produced in rabbit

**Synonym(s):** Anti-1F5 antigen, Anti-CD59 antigen, Anti-CD59 glycoprotein, Anti-HRF-20, Anti-MAC-IP, Anti-MAC-inhibitory protein, Anti-MACIF, Anti-MEM43 antigen, Anti-MIRL, Anti-Membrane attack complex inhibition factor

**All Photos** (4)


Product No.	Clonality	Application	Species Reactivity	Citations	SDS
<a href="#">HPA026494</a>	polyclonal	IF, IHC	human	3	

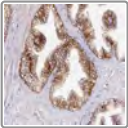


## Anti-CD74 antibody produced in rabbit

**Synonym(s):** Anti-CD74 antigen antibody produced in rabbit, Anti-HLA class II histocompatibility antigen  $\gamma$ -chain antibody produced in rabbit, Anti-HLA-DR antigens-associated invariant chain antibody produced in rabbit, Anti-Ia antigen-associated invariant chain antibody produced in rabbit, Anti-Ii antibody produced in rabbit, Anti-p33 antibody produced in rabbit

[All Photos](#) (5)


Product No.	Clonality	Application	Species Reactivity	Citations	SDS
<a href="#">HPA010592</a>	polyclonal	IHC	human	8	

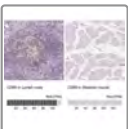


## Anti-CD47 antibody produced in rabbit

**Synonym(s):** Anti-IAP, Anti-MER6, Anti-OA3

[All Photos](#) (4)


Product No.	Clonality	Application	Species Reactivity	Citations	SDS
<a href="#">HPA044659</a>	polyclonal	IHC	human	13	

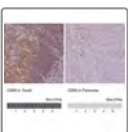


## Anti-CD69 antibody produced in rabbit

**Synonym(s):** Anti-CLEC2C


[All Photos](#) (6)

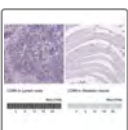
Product No.	Clonality	Application	Species Reactivity	Citations	SDS
<a href="#">HPA050525</a>	polyclonal	IHC	human	7	



## Anti-CD80 antibody produced in rabbit


[All Photos](#) (3)

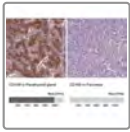
Product No.	Clonality	Application	Species Reactivity	Citations	SDS
<a href="#">HPA050092</a>	polyclonal	IHC	human		



## Anti-CD96 antibody produced in rabbit

[All Photos](#) (4)


Product No.	Clonality	Application	Species Reactivity	Citations	SDS
<a href="#">HPA066754</a>	polyclonal	IHC	human		

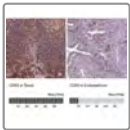


### Anti-CD109 antibody produced in rabbit

**Synonym(s):** CPAMD7, DKFZp762L1111, FLJ38569

[All Photos](#) (5)


Product No.	Clonality	Application	Species Reactivity	Citations	SDS
<a href="#">HPA015723</a>	polyclonal	IHC	human		

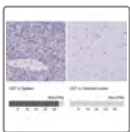


### Anti-CD83 antibody produced in rabbit

**Synonym(s):** Anti-BL11, Anti-HB15

[All Photos](#) (6)


Product No.	Clonality	Application	Species Reactivity	Citations	SDS
<a href="#">HPA041454</a>	polyclonal	IF, IHC	human	1	




### Anti-CD7 antibody produced in rabbit

**Synonym(s):** Anti-GP40, Anti-LEU-9, Anti-TP41, Anti-Tp40

[All Photos](#) (3)


Product No.	Clonality	Application	Species Reactivity	Citations	SDS
<a href="#">HPA039079</a>	polyclonal	IHC	human		



### Anti-CD226 antibody produced in rabbit

**Synonym(s):** Anti-CD226 antigen precursor, Anti-DNAM-1, Anti-DNAX accessory molecule 1

[All Photos](#) (4)


Product No.	Clonality	Application	Species Reactivity	Citations	SDS
<a href="#">HPA015715</a>	polyclonal	IHC	human	4	




### Anti-CD22 antibody produced in rabbit

**Synonym(s):** Anti-CD22 molecule, Anti-NEDD3, Anti-PTPH1, Anti-SIGLEC-2

[All Photos](#) (5)


Product No.	Clonality	Application	Species Reactivity	Citations	SDS
<b>HPA024353</b>	polyclonal	IHC	human	1	

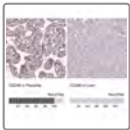


### Anti-CD99 antibody produced in rabbit

**Synonym(s):** Anti-CD99 molecule, Anti-MIC2

[All Photos](#) (2)


Product No.	Clonality	Application	Species Reactivity	Citations	SDS
<b>HPA035304</b>	polyclonal	IHC, WB	human	1	

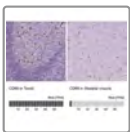


### Anti-CD248 antibody produced in rabbit

**Synonym(s):** Anti-CD164L1, Anti-CD248 molecule, endosialin, Anti-TEM1

[All Photos](#) (6)


Product No.	Clonality	Application	Species Reactivity	Citations	SDS
<b>HPA051856</b>	polyclonal	IF, IHC	human	2	



### Anti-CD68 antibody produced in rabbit

**Synonym(s):** Anti-CD68 molecule, Anti-DKFZp686M18236, Anti-GP110, Anti-LAMP4, Anti-macrosialin

[All Photos](#) (6)


Product No.	Clonality	Application	Species Reactivity	Citations	SDS
<b>HPA048982</b>	polyclonal	IHC	human	16	

## All

### Anti-CD44 antibody produced in rabbit

#### Photos (8)

**Synonym(s):** Anti-CD44 antigen precursor antibody produced in rabbit, Anti-CDw44 antibody produced in rabbit, Anti-Epican antibody produced in rabbit, Anti-Extracellular matrix receptor-III antibody produced in rabbit, Anti-GP90 lymphocyte homing/adhesion receptor antibody produced in rabbit, Anti-HUTCH-I antibody produced in rabbit, Anti-Heparan sulfate proteoglycan antibody produced in rabbit, Anti-Hermes antigen antibody produced in rabbit, Anti-Hyaluronate receptor antibody produced in rabbit, Anti-PGP-1 antibody produced in rabbit, Anti-Phagocytic glycoprotein I antibody produced in rabbit

Product No.	Clonality	Application	Species Reactivity	Citations	SDS
<a href="#">HPA005785</a>	polyclonal	IF, IHC	human	29	





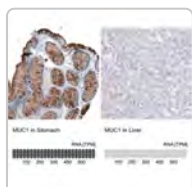
### Anti-CD14 antibody produced in rabbit

**Synonym(s):** Anti-Monocyte differentiation antigen CD14 precursor antibody produced in rabbit, Anti-Myeloid cell-specific leucine-rich glycoprotein antibody produced in rabbit

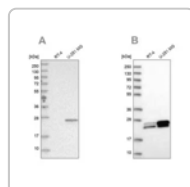
## All

#### Photos (17)

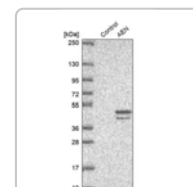
Product No.	Clonality	Application	Species Reactivity	Citations	SDS
<a href="#">HPA002127</a>	polyclonal	IHC	human	4	
<a href="#">HPA001887</a>	polyclonal	IF, IHC	human	16	



Sigma-Aldrich  
**AMAB91533**  
Monoclonal  
Anti-MUC1...



Sigma-Aldrich  
**HPA028118**  
Anti-GUK1



Sigma-Aldrich  
**HPA0485**  
Anti-AEN  
antibody.



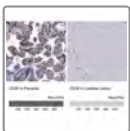
[View Price and Availability](#)[View Price and Availability](#)[View Price and Availability](#)

### Anti-CD164 antibody produced in rabbit

**Synonym(s):** Anti-CD164 antigen antibody produced in rabbit, Anti-MGC-24 antibody produced in rabbit, Anti-MUC-24 antibody produced in rabbit, Anti-Multi-glycosylated core protein 24 antibody produced in rabbit, Anti-Putative mucin core protein 24 precursor antibody produced in rabbit

[All Photos](#) (2)

Product No.	Clonality	Application	Species Reactivity	Citations	SDS
<a href="#">HPA010636</a>	polyclonal	IHC, WB	human	6	

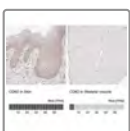


### Anti-CD36 antibody produced in rabbit

**Synonym(s):** Anti-CD36 antigen antibody produced in rabbit, Anti-FAT antibody produced in rabbit, Anti-Fatty acid translocase antibody produced in rabbit, Anti-GP-IIIB antibody produced in rabbit, Anti-GP-IV antibody produced in rabbit, Anti-Glycoprotein IIIB antibody produced in rabbit, Anti-Leukocyte differentiation antigen CD36 antibody produced in rabbit, Anti-PAS IV antibody produced in rabbit, Anti-PAS-4 protein antibody produced in rabbit, Anti-Platelet collagen receptor antibody produced in rabbit, Anti-Platelet glycoprotein 4 antibody produced in rabbit, Anti-Platelet glycoprotein IV antibody produced in rabbit, Anti-Thrombospondin receptor antibody produced in rabbit

[All Photos](#) (6)

Product No.	Clonality	Application	Species Reactivity	Citations	SDS
<a href="#">HPA002018</a>	polyclonal	IHC	human	11	



### Anti-CD82 antibody produced in rabbit

**Synonym(s):** Anti-CD82 molecule, Anti-CDw199, Anti-GPR-9-6, Anti-GPR28, Anti-IA4, Anti-KAI1, Anti-R2, Anti-ST6, Anti-TSPAN27

[All Photos](#) (6)


Product No.	Clonality	Application	Species Reactivity	Citations	SDS
<a href="#">HPA028900</a>	polyclonal	IHC	human	1	



### Anti-CD2 antibody produced in rabbit

**Synonym(s):** Anti-CD2 antigen, Anti-Erythrocyte receptor, Anti-LFA-2, Anti-LFA-3 receptor, Anti-Rosette receptor, Anti-T-cell surface antigen CD2 precursor, Anti-T-cell surface antigen T11/Leu- 5

[All Photos](#) (4)


Product No.	Clonality	Application	Species Reactivity	Citations	SDS
<a href="#">HPA003883</a>	polyclonal	IHC, WB	human	2	

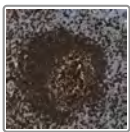


### Anti-CD46 antibody produced in rabbit

**Synonym(s):** Anti-CD46 antigen, Anti-Membrane cofactor protein precursor, Anti-TLX, Anti-Trophoblast leukocyte common antigen

[All Photos](#) (9)


Product No.	Clonality	Application	Species Reactivity	Citations	SDS
<a href="#">HPA016903</a>	polyclonal	IHC, WB	human	4	

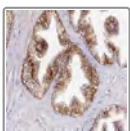


### Anti-CD74 antibody produced in rabbit

**Synonym(s):** Anti-CD74 antigen antibody produced in rabbit, Anti-HLA class II histocompatibility antigen  $\gamma$ -chain antibody produced in rabbit, Anti-HLA-DR antigens-associated invariant chain antibody produced in rabbit, Anti-Ia antigen-associated invariant chain antibody produced in rabbit, Anti-Ii antibody produced in rabbit, Anti-p33 antibody produced in rabbit

[All Photos](#) (5)


Product No.	Clonality	Application	Species Reactivity	Citations	SDS
<a href="#">HPA010592</a>	polyclonal	IHC	human	8	

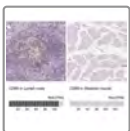


### Anti-CD47 antibody produced in rabbit

**Synonym(s):** Anti-IAP, Anti-MER6, Anti-OA3

[All Photos](#) (4)


Product No.	Clonality	Application	Species Reactivity	Citations	SDS
<a href="#">HPA044659</a>	polyclonal	IHC	human	13	

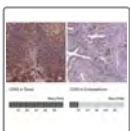


### Anti-CD69 antibody produced in rabbit

**Synonym(s):** Anti-CLEC2C

[All Photos](#) (6)


Product No.	Clonality	Application	Species Reactivity	Citations	SDS
<a href="#">HPA050525</a>	polyclonal	IHC	human	7	

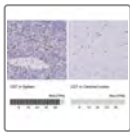


### Anti-CD83 antibody produced in rabbit

**Synonym(s):** Anti-BL11, Anti-HB15

## All Photos (6)


Product No.	Clonality	Application	Species Reactivity	Citations	SDS
<a href="#">HPA041454</a>	polyclonal	IF, IHC	human	1	



### Anti-CD7 antibody produced in rabbit

**Synonym(s):** Anti-GP40, Anti-LEU-9, Anti-TP41, Anti-Tp40


## All Photos (3)

Product No.	Clonality	Application	Species Reactivity	Citations	SDS
<a href="#">HPA039079</a>	polyclonal	IHC	human		



### Anti-CD96 antibody produced in rabbit


## All Photos (4)

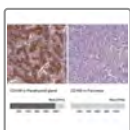
Product No.	Clonality	Application	Species Reactivity	Citations	SDS
<a href="#">HPA066754</a>	polyclonal	IHC	human		



### Anti-CD80 antibody produced in rabbit

## All Photos (3)


Product No.	Clonality	Application	Species Reactivity	Citations	SDS
<a href="#">HPA050092</a>	polyclonal	IHC	human		

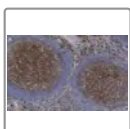


### Anti-CD109 antibody produced in rabbit

**Synonym(s):** CPAMD7, DKFZp762L1111, FLJ38569



## All Photos (5)

Product No.	Clonality	Application	Species Reactivity	Citations	SDS
<a href="#">HPA015723</a>	polyclonal	IHC	human		



### Anti-CD14 Antibody, clone 1B4 ZooMAb<sup>®</sup> Rabbit Monoclonal



**All  
Photos** (12)

Product No.	Clonality	Application	Species Reactivity	Citations	SDS
<b>ZRB1294</b>	1B4, recombinant monoclonal	FACS, ICC, IHC (p), WB, affinity binding assay	human	 	



**Anti-CD64 Antibody, clone 1B5 ZooMAb<sup>®</sup> Rabbit Monoclonal**



**All  
Photos** (4)

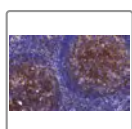
Product No.	Clonality	Application	Species Reactivity	Citations	SDS
<b>ZRB2570</b>	1B5, recombinant monoclonal	FACS, ICC, WB, affinity binding assay	human	 	



**Anti-CD5 Antibody, clone 1C19 Antibody, ZooMAb<sup>®</sup> Rabbit Monoclonal**



**All  
Photos** (11)

Product No.	Clonality	Application	Species Reactivity	Citations	SDS
<b>ZRB2330</b>	1C19, recombinant monoclonal	ICC, IHC (p), WB, affinity binding assay	human	 	



**Anti-CD81 Antibody, clone 1C23 ZooMAb<sup>®</sup> Rabbit Monoclonal**



**All  
Photos** (9)

Product No.	Clonality	Application	Species Reactivity	Citations	SDS
<b>ZRB1275</b>	1C23, monoclonal recombinant monoclonal	FACS, IHC (p), WB, affinity binding assay	human	 	



### Anti-CD20 Antibody, clone 1E10 ZooMAb<sup>®</sup> Rabbit Monoclonal



**All Photos** (14)

Product No.	Clonality	Application	Species Reactivity	Citations	SDS
<b>ZRB1844</b>	1E10, recombinant monoclonal	FACS, ICC, IHC (p), WB, affinity binding assay	human	 	



### Anti-CD147 Antibody, clone 1J7 ZooMAb<sup>®</sup> Rabbit Monoclonal

**All Photos** (14)




Product No.	Clonality	Application	Species Reactivity	Citations	SDS
<b>ZRB1634</b>	1J7, recombinant monoclonal	FACS, ICC, IHC, WB	human	 	



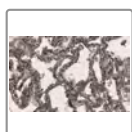
### Anti-CD43 Antibody, clone 106 ZooMAb<sup>®</sup> Rabbit Monoclonal

**Synonym(s):** Anti-MCT8/SLC16A2 Antibody, clone 119 ZooMAb<sup>®</sup> Rabbit Monoclonal

**All Photos** (10)



Product No.	Clonality	Application	Species Reactivity	Citations	SDS
<b>ZRB2740</b>	106, recombinant monoclonal	FACS, ICC, IHC, WB, affinity	mouse, rat, human	  	

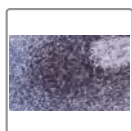
Product No.	Clonality	Application	Species Reactivity	Citations	SDS
		binding assay			



### Anti-CD54 Antibody, clone 2C15 ZooMAb<sup>®</sup> Rabbit Monoclonal



[All Photos](#) (9)

Product No.	Clonality	Application	Species Reactivity	Citations	SDS
<b>ZRB1296</b>	2C15, recombinant monoclonal	FACS, IHC (p), WB, affinity binding assay	human	 	



### Anti-CD4 Antibody, clone 2G19 ZooMAb<sup>®</sup> Rabbit Monoclonal




[All Photos](#) (15)

Product No.	Clonality	Application	Species Reactivity	Citations	SDS
<b>ZRB1759</b>	2G19, monoclonal recombinant monoclonal	FACS, ICC, IHC (p), WB, affinity binding assay	human	 	




### Anti-CD48 Antibody, clone 2I13 ZooMAb<sup>®</sup> Rabbit Monoclonal

[All Photos](#) (8)



Product No.	Clonality	Application	Species Reactivity	Citations	SDS
<b>ZRB2712</b>	recombinant monoclonal	FACS, ICC, IHC, WB, affinity	mouse	  	


Product No.	Clonality	Application	Species Reactivity	Citations	SDS
		binding assay			



### Anti-CD9 Antibody, clone 2K2-k ZooMAb<sup>®</sup> Rabbit Monoclonal



**All Photos** (10)

Product No.	Clonality	Application	Species Reactivity	Citations	SDS
<b>ZRB1903</b>	2K2-k, recombinant monoclonal	ELISA, FACS, ICC, IHC, WB	human	 	



### Anti-CD28 Antibody, clone 2N15 ZooMAb<sup>®</sup> Rabbit Monoclonal



**All Photos** (11)

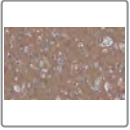
Product No.	Clonality	Application	Species Reactivity	Citations	SDS
<b>ZRB1298</b>	2N15, recombinant monoclonal	FACS, ICC, IHC (p), WB	human	 	



### Anti-CD19 Antibody, clone 3E7 ZooMAb<sup>®</sup> Rabbit Monoclonal



**All Photos** (14)


Product No.	Clonality	Application	Species Reactivity	Citations	SDS
<b>ZRB1207</b>	3E7, recombinant monoclonal	FACS, ICC, IHC (p), WB	human	 	



## Anti-CD56 Antibody, clone 3F5 ZooMAb<sup>®</sup> Rabbit Monoclonal



[All Photos](#) (9)

Product No.	Clonality	Application	Species Reactivity	Citations	SDS
<b>ZRB1116</b>	3F5, recombinant monoclonal	FACS, IHC (p), WB, affinity binding assay	human, rat	 	



## Anti-CD63 Antibody, clone 3H6 ZooMAb<sup>®</sup> Rabbit Monoclonal

[All Photos](#) (8)



Product No.	Clonality	Application	Species Reactivity	Citations	SDS
<b>ZRB1864</b>	3H6, monoclonal recombinant monoclonal	IHC (p), WB, affinity binding assay	human	 	



**All  
Photos** (6)

## Anti-CD24 Antibody, clone 3N22 ZooMAb<sup>®</sup> Rabbit Monoclonal

**Synonym(s):** Signal transducer CD24, Small cell lung carcinoma cluster 4 antigen



Product No.	Clonality	Application	Species Reactivity	Citations	SDS
<b>ZRB1564</b>	3N22, monoclonal recombinant monoclonal	FACS, WB, affinity binding assay	human	 	

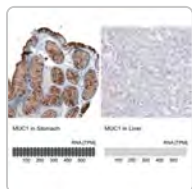


**All  
Photos** (12)

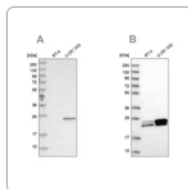
## Anti-CD31 Antibody, clone 4E20 , ZooMAb<sup>®</sup> Rabbit Monoclonal

**Synonym(s):** Platelet endothelial cell adhesion

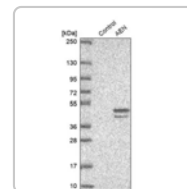
Product No.	Clonality	Application	Species Reactivity	Citations	SDS
<b>ZRB1216</b>	4E20, recombinant monoclonal	FACS, ICC, IHC, WB	human	 	



Sigma-Aldrich  
**AMAB91533**  
Monoclonal  
Anti-MUC1...



Sigma-Aldrich  
**HPA028118**  
Anti-GUK1

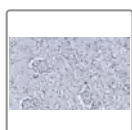


Sigma-Aldrich  
**HPA0485**  
Anti-AEN  
antibody.

[View Price and Availability](#)

[View Price and Availability](#)



[View Price and Availability](#)




### Anti-CD34 Antibody, clone 5C15 , ZooMAb® Rabbit Monoclonal

**Synonym(s):** Hematopoietic progenitor cell antigen CD34



**All Photos** (14)

Product No.	Clonality	Application	Species Reactivity	Citations	SDS
<b>ZRB1232</b>	5C15, recombinant monoclonal	FACS, ICC, IHC (p), WB	rat, human	 	



### Anti-CD45 Antibody, clone 5L3, ZooMAb® Rabbit Monoclonal



**All Photos** (15)

Product No.	Clonality	Application	Species Reactivity	Citations	SDS
<b>ZRB1180</b>	5L3, recombinant monoclonal	FACS, ICC, IHC (p), WB	rat, human, mouse	1	 

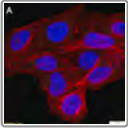


### Anti-CD166/ALCAM Antibody, clone 1C2 ZooMAb® Rabbit Monoclonal

**All Photos** (11)



Product No.	Clonality	Application	Species Reactivity	Citations	SDS
<b>ZRB2153</b>	1C2, recombinant	IF, IHC, WB,	mouse, rat, human		 

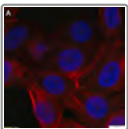
Product No.	Clonality	Application	Species Reactivity	Citations	SDS
	monoclonal	affinity binding assay			



### Anti-CD226/DNAM-1 Antibody, clone LeoA1 ZooMAb<sup>®</sup> Mouse Monoclonal



**All Photos** (10)

Product No.	Clonality	Application	Species Reactivity	Citations	SDS
<b>ZMS1153</b>	LeoA1, recombinant monoclonal	ELISA, FACS, ICC	human	 	



### Anti-CD226/DNAM-1 Antibody, clone NewE1 ZooMAb<sup>®</sup> Mouse Monoclonal



**All Photos** (11)


Product No.	Clonality	Application	Species Reactivity	Citations	SDS
<b>ZMS1099</b>	NewE1, recombinant monoclonal	FACS, ICC, WB	mouse, human	 	



### Anti-CD16/FcRIII Antibody, clone 1N11 ZooMAb<sup>®</sup> Rabbit Monoclonal




**All Photos** (8)

Product No.	Clonality	Application	Species Reactivity	Citations	SDS
<b>ZRB2269</b>	1N11, recombinant monoclonal	FACS, ICC, IHC, WB, affinity binding assay	mouse	 	



### Anti-CD41/ITGA2B Antibody, clone 1F9 ZooMAb<sup>®</sup> Rabbit Monoclonal




**All Photos** (7)

Product No.	Clonality	Application	Species Reactivity	Citations	SDS
<b>ZRB2777</b>	recombinant monoclonal	FACS, ICC, IHC, WB, affinity binding assay	human		  



**Anti-CD33/Siglec-3 Antibody, clone 1D10 ZooMAb<sup>®</sup> Rabbit Monoclonal**

**All Photos** (7)


Product No.	Clonality	Application	Species Reactivity	Citations	SDS
<b>ZRB2699</b>	recombinant monoclonal	FACS, ICC, IHC, WB	human, rat, mouse		  



**Anti-CD8A antibody produced in rabbit**

**Synonym(s):** Anti-CD8

**All Photos** (5)


Product No.	Clonality	Application	Species Reactivity	Citations	SDS
<b>HPA037756</b>	polyclonal	IHC	human	2	

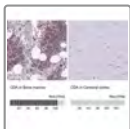


**Anti-CD1A antibody produced in rabbit**

**Synonym(s):** Anti-CD1a antigen antibody produced in rabbit, Anti-T-cell surface antigen T6/Leu-6 antibody produced in rabbit, Anti-T-cell surface glycoprotein CD1a precursor antibody produced in rabbit, Anti-hTa1 thymocyte antigen antibody produced in rabbit

**All Photos** (5)

Product No.	Clonality	Application	Species Reactivity	Citations	SDS
<b>HPA010734</b>	polyclonal	IHC	human	5	

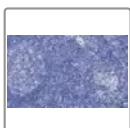


## Anti-CDA antibody produced in rabbit

**Synonym(s):** Anti-CDD

[All Photos](#) (5)

Product No.	Clonality	Application	Species Reactivity	Citations	SDS
<b>HPA064202</b>	polyclonal	IF, IHC	human		



## Anti-CD8a Antibody, clone 1B19, ZooMAb® Rabbit Monoclonal

[All Photos](#) (13)

Product No.	Clonality	Application	Species Reactivity	Citations	SDS
<b>ZRB1010</b>	1B19, recombinant monoclonal monoclonal	ICC, IF, IHC (p), WB	human	1	



## Anti-CD16a Antibody, clone 1E6 ZooMAb® Rabbit Monoclonal

[All Photos](#) (8)

Product No.	Clonality	Application	Species Reactivity	Citations	SDS
<b>ZRB2268</b>	1E6, recombinant monoclonal	FACS, ICC, IHC, WB, affinity binding assay	human		



## Anti-CD8a Antibody, clone 1J4 ZooMAb® Rabbit Monoclonal

[All Photos](#) (7)

Product No.	Clonality	Application	Species Reactivity	Citations	SDS
<b>ZRB3084</b>	recombinant monoclonal	FACS, ICC, IHC,	human		




Product No.	Clonality	Application	Species Reactivity	Citations	SDS
		WB			

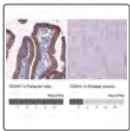


## Anti-CD11a Antibody, clone 2J15 ZooMAb<sup>®</sup> Rabbit Monoclonal

**Synonym(s):** Anti-FLT4 Antibody, clone 2F4 ZooMAb<sup>®</sup> Rabbit Monoclonal

[All Photos](#) (8)



Product No.	Clonality	Application	Species Reactivity	Citations	SDS
<b>ZRB2789</b>	2J15, recombinant monoclonal	FACS, ICC, IHC, WB, affinity binding assay	human	  	



## Anti-CDAN1 antibody produced in rabbit

**Synonym(s):** Anti-CDA-I, Anti-CDAI

[All Photos](#) (10)



Product No.	Clonality	Application	Species Reactivity	Citations	SDS
<b>HPA040787</b>	polyclonal	IF, IHC	human		
<b>HPA039404</b>	polyclonal	IF, IHC, WB	human		

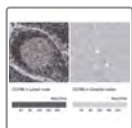


## Anti-CD2AP antibody produced in rabbit

**Synonym(s):** Anti-Adapter protein CMS antibody produced in rabbit, Anti-CD2-associated protein antibody produced in rabbit, Anti-Cas ligand with multiple SH3 domains antibody produced in rabbit

[All Photos](#) (18)

Product No.	Clonality	Application	Species Reactivity	Citations	SDS
<b>HPA003267</b>	polyclonal	IF, IHC	human, mouse, rat	1	
<b>HPA003326</b>	polyclonal	IF, IHC	rat, mouse, human	7	

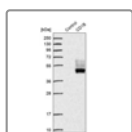


## Anti-CD79B antibody produced in rabbit

**Synonym(s):** Anti-B-cell antigen receptor complex-associated protein  $\beta$ -chain precursor antibody produced in rabbit, Anti-B-cell-specific glycoprotein B29 antibody produced in rabbit, Anti-CD79b antigen antibody produced in rabbit, Anti-IG- $\beta$  antibody produced in rabbit, Anti-Immunoglobulin-associated B29 protein antibody produced in rabbit

[All Photos](#) (8)

Product No.	Clonality	Application	Species Reactivity	Citations	SDS
<a href="#">HPA044107</a>	polyclonal	IF, IHC	human		
<a href="#">HPA009178</a>	polyclonal	IF, IHC	human	4	

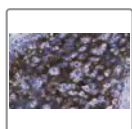


## Anti-CD1B antibody produced in rabbit

**Synonym(s):** Anti-CD1b antigen, Anti-T-cell surface glycoprotein CD1b

[All Photos](#) (2)

Product No.	Clonality	Application	Species Reactivity	Citations	SDS
<a href="#">HPA021824</a>	polyclonal	IHC	human	2	



## Anti-CD8 $\beta$ Antibody, clone 1H21 ZooMAb<sup>®</sup> Rabbit Monoclonal

[All Photos](#) (12)

Product No.	Clonality	Application	Species Reactivity	Citations	SDS
<a href="#">ZRB1255</a>	1H21, recombinant monoclonal	ELISA, ICC	human		




## Anti-CD11b Antibody, clone 2G13 ZooMAb<sup>®</sup> Rabbit Monoclonal

[All Photos](#) (14)



Product No.	Clonality	Application	Species Reactivity	Citations	SDS
<a href="#">ZRB1278</a>	2G13, recombinant monoclonal	ICC, IHC (p), WB, affinity	human		

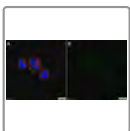
Product No.	Clonality	Application	Species Reactivity	Citations	SDS
		binding assay			



## Anti-CD11b Antibody, clone 2K14 ZooMAb<sup>®</sup> Rabbit Monoclonal




**All Photos** (11)

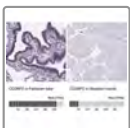
Product No.	Clonality	Application	Species Reactivity	Citations	SDS
<b>ZRB2485</b>	2K14, recombinant monoclonal	FACS, ICC, IHC, WB	human	 	



## Anti-CD42b/GP1BA Antibody, clone 1C9 ZooMAb<sup>®</sup> Rabbit Monoclonal

**All Photos** (5)



Product No.	Clonality	Application	Species Reactivity	Citations	SDS
<b>ZRB2391</b>	recombinant monoclonal	ICC, WB, affinity binding assay	human	  	

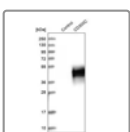


## Anti-CD2BP2 antibody produced in rabbit

**Synonym(s):** Anti-CD2 (cytoplasmic tail) binding protein 2, Anti-LIN1, Anti-PPP1R59, Anti-Snu40

**All Photos** (9)

Product No.	Clonality	Application	Species Reactivity	Citations	SDS
<b>HPA061309</b>	polyclonal	IF, IHC	human		
<b>HPA041508</b>	polyclonal	IF, IHC	human		





## Anti-CD300C antibody produced in rabbit

**Synonym(s):** Anti-CD300c antigen, Anti-CLM-6, Anti-CMRF-35, Anti-CMRF35-A1, Anti-CMRF35-like molecule 6 precursor

**All Photos** (2)




Product No.	Clonality	Application	Species Reactivity	Citations	SDS
<b>HPA014523</b>	polyclonal	IHC	human	4	

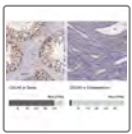


### Anti-CDC27 antibody produced in rabbit

**Synonym(s):** Anti-APC3, Anti-D0S1430E, Anti-D17S978E, Anti-cell division cycle 27 homolog (S. cerevisiae)

**All Photos** (3)


Product No.	Clonality	Application	Species Reactivity	Citations	SDS
<b>HPA028129</b>	polyclonal	IF, IHC	human	1	




### ANTI-CDC45 antibody produced in rabbit

**Synonym(s):** Anti-CDC45-related protein, Anti-CDC45L, Anti-Cdc45, Anti-PORC-PI-1

**All Photos** (6)


Product No.	Clonality	Application	Species Reactivity	Citations	SDS
<b>HPA000614</b>	polyclonal	IF, IHC	human	10	



### Anti-CDC20 antibody produced in rabbit



**Synonym(s):** Anti-CDC20A, Anti-p55CDC

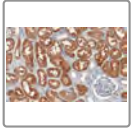
**All Photos** (6)

Product No.	Clonality	Application	Species Reactivity	Citations	SDS
<b>HPA055288</b>	polyclonal	IF, IHC	human		

**All**  
**Photos** (11)



## Anti-CD11c Antibody, clone 1D6 ZooMAb<sup>®</sup> Rabbit Monoclonal

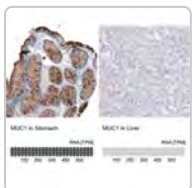
Product No.	Clonality	Application	Species Reactivity	Citations	SDS
<b>ZRB1287</b>	1D6, recombinant monoclonal	FACS, ICC, IHC (p), WB	human	 	



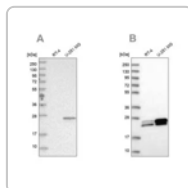
## Anti-Cdc42 Antibody, clone 2D16 ZooMAb<sup>®</sup> Rabbit Monoclonal

**All**  
**Photos** (11)

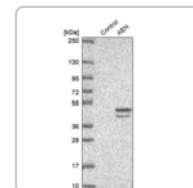
Product No.	Clonality	Application	Species Reactivity	Citations	SDS
<b>ZRB1848</b>	2D16, recombinant monoclonal	ICC, IHC (p), WB, affinity binding	mouse, human, rat	 	



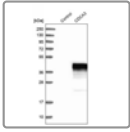
Sigma-Aldrich  
**AMAB91533**  
Monoclonal  
Anti-MUC1...



Sigma-Aldrich  
**HPA028118**  
Anti-GUK1



Sigma-Aldric  
**HPA0485**  
Anti-AEN  
antibody.

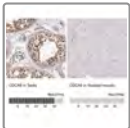
[View Price and Availability](#)[View Price and Availability](#)[View Price and Availability](#)

### Anti-CDCA3 antibody produced in rabbit

**Synonym(s):** Anti-Cell division cycle-associated protein 3, Anti-Gene-rich cluster protein C8, Anti-TOME-1, Anti-Trigger of mitotic entry protein 1

[All](#)[Photos \(2\)](#)

Product No.	Clonality	Application	Species Reactivity	Citations	SDS
<a href="#">HPA026587</a>	polyclonal	IHC (p), WB	human	5	



### Anti-CDCA8 antibody produced in rabbit

**Synonym(s):** Anti-BOR, Anti-Cell division cycle associated 8, Anti-DasraB, Anti-FLJ12042, Anti-MESRGP

[All](#)[Photos \(16\)](#)

Product No.	Clonality	Application	Species Reactivity	Citations	SDS
<a href="#">HPA028258</a>	polyclonal	IHC	human		
<a href="#">HPA028783</a>	polyclonal	IHC	human		
<a href="#">HPA028120</a>	polyclonal	IF, IHC	human		



### Anti-CDCA5 antibody produced in rabbit



[All Photos \(3\)](#)

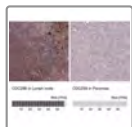
Product No.	Clonality	Application	Species Reactivity	Citations	SDS
<a href="#">HPA076007</a>	polyclonal	IF, IHC	human		



### Anti-Cdc25A Antibody, clone 1M11 ZooMAb<sup>®</sup> Rabbit Monoclonal



[All](#)[Photos \(6\)](#)

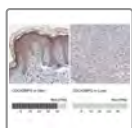
Product No.	Clonality	Application	Species Reactivity	Citations	SDS
<b>ZRB2211</b>	1M11, recombinant monoclonal	ICC, IHC, WB, affinity binding assay	human	 	



### Anti-CDC25B antibody produced in rabbit

[All Photos](#) (7)


Product No.	Clonality	Application	Species Reactivity	Citations	SDS
<b>HPA038893</b>	polyclonal	IHC	human		
<b>HPA038892</b>	polyclonal	IHC	human		

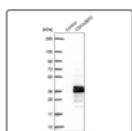


### Anti-CDC42BPG antibody produced in rabbit

**Synonym(s):** Anti-CDC42-binding protein kinase gamma, Anti-DMPK-like gamma, Anti-MRCK gamma, Anti-Myotonic dystrophy kinase-related CDC42-binding kinase gamma, Anti-Serine/threonine-protein kinase MRCK gamma

[All Photos](#) (3)


Product No.	Clonality	Application	Species Reactivity	Citations	SDS
<b>HPA027382</b>	polyclonal	IHC	human		

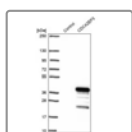


### Anti-CDC42EP2 antibody produced in rabbit

**Synonym(s):** Anti-BORG1, Anti-CDC42 effector protein (Rho GTPase binding) 2, Anti-CEP2

[All Photos](#) (3)


Product No.	Clonality	Application	Species Reactivity	Citations	SDS
<b>HPA038562</b>	polyclonal	IF, IHC	human		

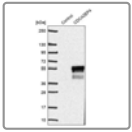


### Anti-CDC42EP3 antibody produced in rabbit

**Synonym(s):** Anti-BORG2, Anti-CDC42 effector protein (Rho GTPase binding) 3, Anti-CEP3, Anti-UB1

[All Photos](#) (2)


Product No.	Clonality	Application	Species Reactivity	Citations	SDS
<b>HPA034986</b>	polyclonal	IHC	human		




### Anti-CDC42EP4 antibody produced in rabbit

**Synonym(s):** Anti-BORG4, Anti-CDC42 effector protein (Rho GTPase binding) 4, Anti-CEP4, Anti-KAIA1777, Anti-LYC1, Anti-MGC17125, Anti-MGC3740, Anti-PRO1485, Anti-TKAL754

**All Photos** (2)


Product No.	Clonality	Application	Species Reactivity	Citations	SDS
<b>HPA024797</b>	polyclonal	IHC (p), WB	human		

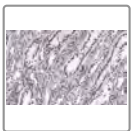


### Anti-CDC42EP5 antibody produced in rabbit

**Synonym(s):** Anti-Borg3, Anti-CDC42 Effector Protein (Rho Gtpase Binding) 5, Anti-CEP5

**All Photos** (2)



Product No.	Clonality	Application	Species Reactivity	Citations	SDS
<b>HPA043449</b>	polyclonal	IHC, WB	human		

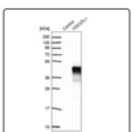


### Anti-CDC5L Antibody, clone 4F8 ZooMAb<sup>®</sup> Rabbit Monoclonal

**Synonym(s):** Cdc5-like protein, Cell division cycle 5-like protein, Pombe cdc5-related protein

**All Photos** (15)


Product No.	Clonality	Application	Species Reactivity	Citations	SDS
<b>ZRB1067</b>	4F8, recombinant monoclonal monoclonal	ICC, IHC (p), WB, affinity binding assay	human, mouse, rat	 	

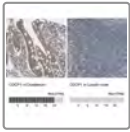


### Anti-CDC37L1 antibody produced in rabbit

**Synonym(s):** Anti-CDC37B, Anti-Cell division cycle 37 homolog (*S. cerevisiae*)-like 1, Anti-FLJ20639, Anti-HARC

**All Photos** (3)



Product No.	Clonality	Application	Species Reactivity	Citations	SDS
<b>HPA021175</b>	polyclonal	IF, IHC	human	3	



### Anti-CDCP1 antibody produced in rabbit

**Synonym(s):** Anti-CD318 antigen, Anti-CUB domain-containing protein 1 precursor, Anti-Membrane glycoprotein gp140, Anti-SIMA135, Anti-Subtractive immunization M plus HEP3-associated 135 kDa protein, Anti-Transmembrane and associated with src kinases

**All Photos** (9)


Product No.	Clonality	Application	Species Reactivity	Citations	SDS
<b>HPA010979</b>	polyclonal	IHC	human	8	
<b>HPA010978</b>	polyclonal	IHC	human	8	



### Anti-CDC42SE2 antibody produced in rabbit

**Synonym(s):** Anti-CDC42 small effector 2, Anti-FLJ21967, Anti-SPEC2



**All Photos** (6)

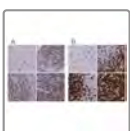
Product No.	Clonality	Application	Species Reactivity	Citations	SDS
<b>HPA038624</b>	polyclonal	IHC	human		



### Anti-CD3d Antibody, clone 1H2 ZooMAb<sup>®</sup> Rabbit Monoclonal



**All Photos** (15)


Product No.	Clonality	Application	Species Reactivity	Citations	SDS
<b>ZRB1295</b>	1H2, recombinant monoclonal	FACS, ICC, IHC (p), WB, affinity binding assay	human		 



### Anti-CD3E antibody produced in rabbit

**All Photos** (19)


Product No.	Clonality	Application	Species Reactivity	Citations	SDS
<a href="#">HPA043955</a>	polyclonal	IHC	human		
<a href="#">HPA040957</a>	polyclonal	IHC	human		

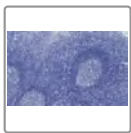


### Anti-CD300E antibody produced in rabbit

**Synonym(s):** Anti-CD300 antigen- like family member E, Anti-CD300e antigen, Anti-CLM-2, Anti-CMRF35-A5, Anti-CMRF35-like molecule 2 precursor, Anti-IREM-2, Anti-Immune receptor expressed on myeloid cells 2



[All Photos](#) (4)

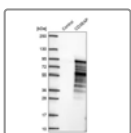
Product No.	Clonality	Application	Species Reactivity	Citations	SDS
<a href="#">HPA015570</a>	polyclonal	IHC	human	2	



### Anti-CD3e Antibody, clone 1H4, ZooMAb<sup>®</sup> Rabbit Monoclonal

[All Photos](#) (12)



Product No.	Clonality	Application	Species Reactivity	Citations	SDS
<a href="#">ZRB1011</a>	1H4, recombinant monoclonal monoclonal	FACS, ICC, IF, IHC (p), WB	human		 

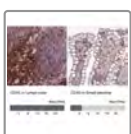


### Anti-CD3EAP antibody produced in rabbit

**Synonym(s):** Anti-Ase-1, Anti-Cast, Anti-Cd3e molecule, ε associated protein, Anti-Paf49


[All Photos](#) (6)

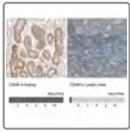
Product No.	Clonality	Application	Species Reactivity	Citations	SDS
<a href="#">HPA041734</a>	polyclonal	IF, IHC, WB	human		
<a href="#">HPA041664</a>	polyclonal	IF, IHC, WB	human		



### Anti-CD3G antibody produced in rabbit

[All Photos](#) (6)


Product No.	Clonality	Application	Species Reactivity	Citations	SDS
<a href="#">HPA038494</a>	polyclonal	IHC	human		

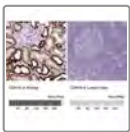


### Anti-CDH6 antibody produced in rabbit

**Synonym(s):** Anti-Cadherin-6 precursor antibody produced in rabbit, Anti-K-cadherin antibody produced in rabbit, Anti-Kidney-cadherin antibody produced in rabbit


[All Photos](#) (5)

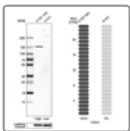
Product No.	Clonality	Application	Species Reactivity	Citations	SDS
<a href="#">HPA007047</a>	polyclonal	IHC	human	6	



### Anti-CDH16 antibody produced in rabbit


[All Photos](#) (4)

Product No.	Clonality	Application	Species Reactivity	Citations	SDS
<a href="#">HPA036260</a>	polyclonal	IHC	human		



### Anti-CDH4 antibody produced in rabbit

[All Photos](#) (2)




Product No.	Clonality	Application	Species Reactivity	Citations	SDS
<a href="#">HPA015613</a>	polyclonal	IF, WB	human	1	



### Anti-CDH17 antibody produced in rabbit

**Synonym(s):** Anti-Cadherin-17, Anti-Intestinal peptide-associated transporter HPT-1, Anti-LI-cadherin, Anti-Liver-intestine cadherin

[All Photos](#) (21)

Product No.	Clonality	Application	Species Reactivity	Citations	SDS
<a href="#">HPA023614</a>	polyclonal	IHC	human	4	
<a href="#">HPA023616</a>	polyclonal	IHC	human	8	
<a href="#">HPA026556</a>	polyclonal	IHC	human	4	






### Anti-CDH15 antibody produced in rabbit

**Synonym(s):** Anti-Cadherin-14 antibody produced in rabbit, Anti-Cadherin-15 precursor antibody produced in rabbit, Anti-M-cadherin antibody produced in rabbit, Anti-Muscle-cadherin antibody produced in rabbit

[All](#)

[Photos](#) (6)

Product No.	Clonality	Application	Species Reactivity	Citations	SDS
<a href="#">HPA009139</a>	polyclonal	IF, IHC	human	3	




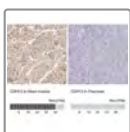
### Anti-CDH3 antibody produced in rabbit

**Synonym(s):** Anti-Cadherin-3 precursor antibody produced in rabbit, Anti-P-cadherin antibody produced in rabbit, Anti-Placental-cadherin antibody produced in rabbit

[All](#)

[Photos](#) (6)

Product No.	Clonality	Application	Species Reactivity	Citations	SDS
<a href="#">HPA001767</a>	polyclonal	IHC, WB	human	3	




### Anti-CDH13 antibody produced in rabbit

**Synonym(s):** Anti-Cadherin-13 precursor antibody produced in rabbit, Anti-H-cadherin antibody produced in rabbit, Anti-Heart-cadherin antibody produced in rabbit, Anti-P105 antibody produced in rabbit, Anti-T-cad antibody produced in rabbit, Anti-T-cadherin antibody produced in rabbit, Anti-Truncated-cadherin antibody produced in rabbit

[All](#)

[Photos](#) (7)

Product No.	Clonality	Application	Species Reactivity	Citations	SDS
<a href="#">HPA001380</a>	polyclonal	IF, IHC	human	5	




### Anti-CDH1 antibody produced in rabbit


**Synonym(s):** Anti-CAM 120/80 antibody produced in rabbit, Anti-CD324 antigen antibody produced in rabbit, Anti-Cadherin-1 antibody produced in rabbit, Anti-E-cadherin antibody produced in rabbit, Anti-Epithelial-cadherin precursor antibody produced in rabbit, Anti-Uvomorulin antibody produced in rabbit

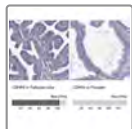
[All](#)

[Photos](#) (5)

Product No.	Clonality	Application	Species Reactivity	Citations	SDS
<a href="#">HPA004812</a>	polyclonal	IHC	human	8	

## All Photos (4) **Anti-CDH16 antibody produced in rabbit**


Product No.	Clonality	Application	Species Reactivity	Citations	SDS
<b>HPA036260</b>	polyclonal	IHC	human		

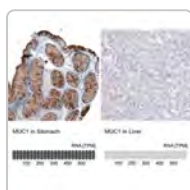


### **Anti-CDHR4**

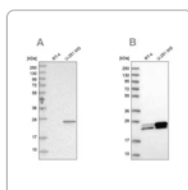
**Synonym(s):** CDH29, VLLR9392

## All Photos (3)

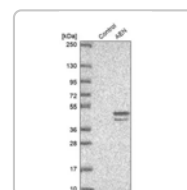
Product No.	Clonality	Application	Species Reactivity	Citations	SDS
<b>HPA076277</b>	polyclonal	IHC	human		



Sigma-Aldrich  
**AMAB91533**  
Monoclonal  
Anti-MUC1...



Sigma-Aldrich  
**HPA028118**  
Anti-GUK1




Sigma-Aldric  
**HPA0485**  
Anti-AEN  
antibody.

[View Price and Availability](#)

[View Price and Availability](#)

[View Price and Availat](#)




### **Anti-CDHR3 antibody produced in rabbit**


**Synonym(s):** Anti-AC004836.2, Anti-CDNA FLJ44366 fis, clone TRACH3008629, weakly similar to Cadherin-related tumor suppressor, Anti-CTA-351J1.1, Anti-Hypothetical protein FLJ23834, Anti-

All

NP\_689963.2

Photos (4)

Product No.	Clonality	Application	Species Reactivity	Citations	SDS
<a href="#">HPA011218</a>	polyclonal	IHC	human	6	





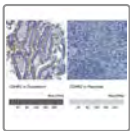
### Anti-CDHR5 antibody produced in rabbit

**Synonym(s):** Anti- $\mu$ -Protocadherin, Anti-MUCDHL, Anti-MUPCDH, Anti-Mucin and cadherin-like protein precursor

All

Photos (8)

Product No.	Clonality	Application	Species Reactivity	Citations	SDS
<a href="#">HPA009081</a>	polyclonal	IHC	human	8	
<a href="#">HPA009173</a>	polyclonal	IHC	human	5	





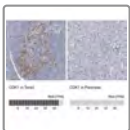
### Anti-CDHR2 antibody produced in rabbit

**Synonym(s):** Anti-PC-LKC, Anti-PCDH24, Anti-Protocadherin LKC, Anti-Protocadherin-24 precursor

All

Photos (7)

Product No.	Clonality	Application	Species Reactivity	Citations	SDS
<a href="#">HPA012569</a>	polyclonal	IHC	human	9	
<a href="#">HPA017053</a>	polyclonal	IHC	human	3	




### Anti-CDK1 antibody produced in rabbit

**Synonym(s):** Anti-CDC2, Anti-Cell division control protein 2 homolog, Anti-Cyclin-dependent kinase 1, Anti-p34 protein kinase

All

Photos (8)

Product No.	Clonality	Application	Species Reactivity	Citations	SDS
<a href="#">HPA003387</a>	polyclonal	IF, IHC	mouse, human, rat	13	



### Anti-CDK7 antibody produced in rabbit


**Synonym(s):** Anti-39 kDa protein kinase antibody produced in rabbit, Anti-CAK antibody produced in rabbit, Anti-CAK1 antibody produced in rabbit, Anti-CDK-activating kinase antibody produced in rabbit, Anti-Cell division protein kinase 7 antibody produced in rabbit, Anti-P39 Mo15 antibody

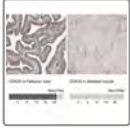
**All**

produced in rabbit, Anti-STK1 antibody produced in rabbit, Anti-TFIIF basal transcription factor

**Photos** (6)

complex kinase subunit antibody produced in rabbit

Product No.	Clonality	Application	Species Reactivity	Citations	SDS
<a href="#">HPA007932</a>	polyclonal	IHC	human	4	






### Anti-CDK20 antibody produced in rabbit

**Synonym(s):** Anti-CCRK, Anti-CDK20, Anti-RAB6KIFL, Anti-cyclin-dependent kinase 20, Anti-p42

**All**

**Photos** (13)

Product No.	Clonality	Application	Species Reactivity	Citations	SDS
<a href="#">HPA007666</a>	polyclonal	IHC	human	2	
<a href="#">HPA027379</a>	polyclonal	IHC	human, mouse, rat	2	
<a href="#">HPA027401</a>	polyclonal	IHC	human	1	




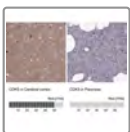
### Anti-CDK6 antibody produced in rabbit

**Synonym(s):** Anti-Cell division protein kinase 6, Anti-Serine/threonine- protein kinase PLSTIRE

**All**


**Photos** (8)

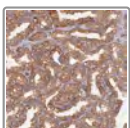
Product No.	Clonality	Application	Species Reactivity	Citations	SDS
<a href="#">HPA002637</a>	polyclonal	IF, IHC	human	5	



### Anti-CDK5 antibody produced in rabbit

**All Photos** (4)


Product No.	Clonality	Application	Species Reactivity	Citations	SDS
<a href="#">HPA064535</a>	polyclonal	IF, IHC	human		




### Anti-CDK18 antibody produced in rabbit

**Synonym(s):** Anti-Cyclin-Dependent Kinase 18, Anti-PCTK3



**All Photos** (6)


Product No.	Clonality	Application	Species Reactivity	Citations	SDS
<b>HPA045429</b>	polyclonal	IF, IHC	human	1	



### **Anti-Cdk2 Antibody, clone 1B21 ZooMAb<sup>®</sup> Rabbit Monoclonal**



**All Photos** (16)

Product No.	Clonality	Application	Species Reactivity	Citations	SDS
<b>ZRB1589</b>	1B21, recombinant monoclonal	ICC, IHC (p), WB, affinity binding assay	rat, human, mouse		 



### **Anti-Cdk4 Antibody, clone 1E19 ZooMAb<sup>®</sup> Rabbit Monoclonal**



**All Photos** (11)

Product No.	Clonality	Application	Species Reactivity	Citations	SDS
<b>ZRB1588</b>	1E19, recombinant monoclonal	ICC, IHC (p), WB, affinity binding assay	human		 



### **Anti-Cdk5 Antibody, clone 1H13 ZooMAb<sup>®</sup> Rabbit Monoclonal**



**All Photos** (7)

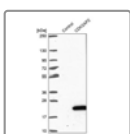
Product No.	Clonality	Application	Species Reactivity	Citations	SDS
<b>ZRB1980</b>	1H13, recombinant monoclonal	ICC, IHC, WB, affinity binding assay	monkey, rat, mouse, human		 



## Anti-CDK1/CDC2 Antibody, clone 1J8 ZooMAb<sup>®</sup> Rabbit Monoclonal

**All Photos** (18)


Product No.	Clonality	Application	Species Reactivity	Citations	SDS
<b>ZRB1485</b>	1J8, recombinant monoclonal	ICC, IHC (p), WB, affinity binding assay	mouse, human, rat, human	 	

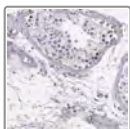


## Anti-CDK2AP2 antibody produced in rabbit

**Synonym(s):** Anti-Cyclin-Dependent Kinase 2 Associated Protein 2, Anti-DOC-1R, Anti-p14

**All Photos** (3)


Product No.	Clonality	Application	Species Reactivity	Citations	SDS
<b>HPA047599</b>	polyclonal	IF, IHC	human		




## Anti-CDKL5 antibody produced in rabbit

**Synonym(s):** Anti-Cyclin-dependent kinase-like 5 antibody produced in rabbit, Anti-Serine/threonine-protein kinase 9 antibody produced in rabbit




**All Photos** (6)

Product No.	Clonality	Application	Species Reactivity	Citations	SDS
<b>HPA002847</b>	polyclonal	IF, IHC, WB	human	15	




## Anti-CDKL5/STK9 Antibody, clone 8F3.1 ZooMAb<sup>®</sup> Mouse Monoclonal

**All Photos** (4)

Product No.	Clonality	Application	Species Reactivity	Citations	SDS
<b>ZMS1164</b>	recombinant monoclonal	WB	mouse, human	  	



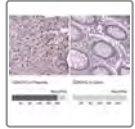
## Anti-CDKN2C antibody produced in rabbit



**Synonym(s):** Anti-Cyclin-dependent kinase 4 inhibitor C, Anti-Cyclin-dependent kinase 6 inhibitor, Anti-p18-INK4c, Anti-p18-INK6

**All Photos** (2)

Product No.	Clonality	Application	Species Reactivity	Citations	SDS
<a href="#">HPA019057</a>	polyclonal	IHC	human	3	




### Anti-CDKN1C antibody produced in rabbit

**Synonym(s):** Anti-Cyclin-dependent kinase inhibitor 1C antibody produced in rabbit, Anti-Cyclin-dependent kinase inhibitor p57 antibody produced in rabbit, Anti-p57KIP2 antibody produced in rabbit

**All Photos** (5)

Product No.	Clonality	Application	Species Reactivity	Citations	SDS
<a href="#">HPA002924</a>	polyclonal	IF, IHC	human	1	

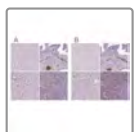


### Anti-CDK5RAP3 antibody produced in rabbit

**Synonym(s):** Anti-CDK5 activator-binding protein C53, Anti-CDK5 regulatory subunit-associated protein 3, Anti-Protein HSF-27

**All Photos** (4)

Product No.	Clonality	Application	Species Reactivity	Citations	SDS
<a href="#">HPA022141</a>	polyclonal	IF, IHC	mouse, human, rat	2	




### Anti-CD5L antibody produced in rabbit

**Synonym(s):** Anti-API6, Anti-Spalpha

**All Photos** (13)


Product No.	Clonality	Application	Species Reactivity	Citations	SDS
<a href="#">HPA065686</a>	polyclonal	IHC	human		
<a href="#">HPA068384</a>	polyclonal	IHC	human	1	

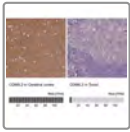


### Anti-CD163L1 antibody produced in rabbit

**Synonym(s):** Anti-CD163 antigen-like 1, Anti-CD163b antigen, Anti-Scavenger receptor cysteine-rich type 1 protein M160 precursor

**All Photos** (5)



Product No.	Clonality	Application	Species Reactivity	Citations	SDS
<a href="#">HPA015663</a>	polyclonal	IHC, WB	human	6	

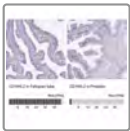


### Anti-CD99L2 antibody produced in rabbit

**Synonym(s):** Anti-Cd99 molecule-like 2, Anti-Cd99b, Anti-Mic211


[All Photos](#) (6)

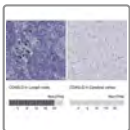
Product No.	Clonality	Application	Species Reactivity	Citations	SDS
<a href="#">HPA038782</a>	polyclonal	IHC	human	1	
<a href="#">HPA038783</a>	polyclonal	IF, IHC	human		



### Anti-CD164L2 antibody produced in rabbit



[All Photos](#) (4)

Product No.	Clonality	Application	Species Reactivity	Citations	SDS
<a href="#">HPA062915</a>	polyclonal	IF, IHC	human		



### Anti-CD40LG antibody produced in rabbit

[All Photos](#) (9)


Product No.	Clonality	Application	Species Reactivity	Citations	SDS
<a href="#">HPA045827</a>	polyclonal	IHC	human	3	
<a href="#">HPA072480</a>	polyclonal	IF, IHC	human		



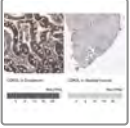
### Anti-CDR2 antibody produced in rabbit

**Synonym(s):** Anti-Cerebellar degeneration-related protein 2, Anti-Major Yo paraneoplastic antigen, Anti-Paraneoplastic cerebellar degeneration-associated antigen

[All Photos](#) (2)

Product No.	Clonality	Application	Species Reactivity	Citations	SDS
<a href="#">HPA018151</a>	polyclonal	IHC	human	8	






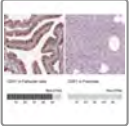
## Anti-CDR2L antibody produced in rabbit

**Synonym(s):** Anti-Cerebellar degeneration-related protein 2-like, Anti-Paraneoplastic 62 kDa antigen

[All](#)


[Photos](#) (8)

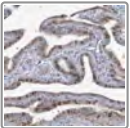
Product No.	Clonality	Application	Species Reactivity	Citations	SDS
<a href="#">HPA022015</a>	polyclonal	IF, IHC	mouse, rat, human	4	



## Anti-CDS1

[All Photos](#) (3)

Product No.	Clonality	Application	Species Reactivity	Citations	SDS
<a href="#">HPA064546</a>	polyclonal	IHC	human		




## Anti-CDS1 antibody produced in rabbit

**Synonym(s):** Anti-CDP-diacylglycerol synthase (phosphatidate cytidyltransferase) 1, Anti-FLJ20219, Anti-MU-PCDH, Anti-MUCDHL



[All](#)

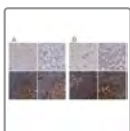
[Photos](#) (5)

Product No.	Clonality	Application	Species Reactivity	Citations	SDS
<a href="#">HPA036187</a>	polyclonal	IF, IHC	human	3	

## All Photos (12) **Anti-CDSN antibody produced in rabbit**

**Synonym(s):** Anti-Corneodesmosin, Anti-D6S586E




Product No.	Clonality	Application	Species Reactivity	Citations	SDS
<b>HPA044730</b>	polyclonal	IHC	human	6	
<b>HPA054184</b>	polyclonal	IHC	human	2	

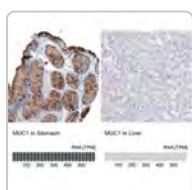


## **Anti-CDV3 antibody produced in rabbit**

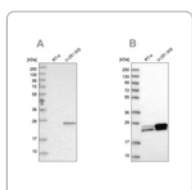
**Synonym(s):** Anti-CDV3 homolog (mouse), Anti-H41, Anti-HS6M1-14, Anti-OR2I1, Anti-OR2I2, Anti-OR2I3P, Anti-OR2I4P

## All Photos (25)

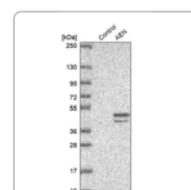
Product No.	Clonality	Application	Species Reactivity	Citations	SDS
<b>HPA029761</b>	polyclonal	IF, IHC	rat, human, mouse		
<b>HPA029762</b>	polyclonal	IF, IHC, WB	human		
<b>HPA029763</b>	polyclonal	IF, IHC	human		



Sigma-Aldrich  
**AMAB91533**  
Monoclonal  
Anti-MUC1...



Sigma-Aldrich  
**HPA028118**  
Anti-GUK1



Sigma-Aldric  
**HPA0485**  
Anti-AEN  
antibody.



## Anti-CDX2 antibody produced in mouse

[All Photos](#) (17)

Product No.	Clonality	Application	Species Reactivity	Citations	SDS
<a href="#">AMAB91827</a>	CL12967, monoclonal	IF, IHC, WB	human		
<a href="#">AMAB91828</a>	CL12974, monoclonal	IF, IHC, WB	human		



## Anti-CDX1 antibody produced in rabbit

**Synonym(s):** Anti-caudal type homeobox 1

[All Photos](#) (3)

Product No.	Clonality	Application	Species Reactivity	Citations	SDS
<a href="#">HPA055196</a>	polyclonal	IHC	human	1	

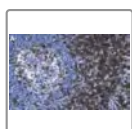


## Anti-CDYL antibody produced in rabbit

**Synonym(s):** Anti-CDYL1, Anti-DKFZP586C1622

[All Photos](#) (7)

Product No.	Clonality	Application	Species Reactivity	Citations	SDS
<a href="#">HPA035578</a>	polyclonal	IF, IHC	human	3	

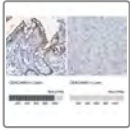


## Anti-CD3z/CD247 Antibody, clone 1N11 ZooMAb<sup>®</sup> Rabbit Monoclonal

[All Photos](#) (12)

Product No.	Clonality	Application	Species Reactivity	Citations	SDS
<a href="#">ZRB2344</a>	1N11, recombinant	FACS, ICC, IHC,	human		


Product No.	Clonality	Application	Species Reactivity	Citations	SDS
	monoclonal	WB, affinity binding assay			

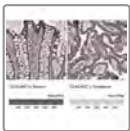


### Anti-CEACAM5 antibody produced in rabbit

**Synonym(s):** Anti-CD66e antigen, Anti-CEA, Anti-Carcinoembryonic antigen, Anti-Carcinoembryonic antigen-related cell adhesion molecule 5, Anti-Meconium antigen 100


[All Photos \(7\)](#)

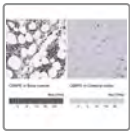
Product No.	Clonality	Application	Species Reactivity	Citations	SDS
<b>HPA019758</b>	polyclonal	IF, IHC	human	3	



### Anti-CEACAM7 antibody produced in rabbit

[All Photos \(3\)](#)


Product No.	Clonality	Application	Species Reactivity	Citations	SDS
<b>HPA073910</b>	polyclonal	IF, IHC	human		

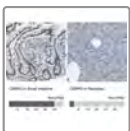


### Anti-CEBPE antibody produced in rabbit

**Synonym(s):** Anti-C/EBP ε antibody produced in rabbit, Anti-CCAAT/enhancer-binding protein epsilon antibody produced in rabbit

[All Photos \(5\)](#)


Product No.	Clonality	Application	Species Reactivity	Citations	SDS
<b>HPA002928</b>	polyclonal	IF, IHC	human	1	



### Anti-CEBPG antibody produced in rabbit

**Synonym(s):** Anti-C/EBP gamma, Anti-CCAAT/enhancer-binding protein gamma

[All Photos \(5\)](#)

Product No.	Clonality	Application	Species Reactivity	Citations	SDS
<b>HPA012024</b>	polyclonal	IF, IHC	human	4	



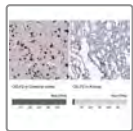
### Anti-CEL antibody produced in rabbit



**Synonym(s):** Anti-BSSL, Anti-MODY8, Anti-BAL, Anti-Bile salt-activated lipase precursor, Anti-Bile salt-stimulated lipase, Anti-Bucelipase, Anti-Carboxyl ester lipase, Anti-Cholesterol esterase, Anti-Pancreatic lysophospholipase, Anti-Sterol esterase

## Photos (14)

Product No.	Clonality	Application	Species Reactivity	Citations	SDS
<a href="#">HPA052701</a>	polyclonal	IHC	human	4	
<a href="#">HPA008023</a>	polyclonal	IHC	human	4	

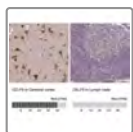


## Anti-CELF2 antibody produced in rabbit

**Synonym(s):** Anti-BRUNOL3, Anti-CUGBP, Elav-like family member 2, Anti-CUGBP2, Anti-Etr-3, Anti-NAPOR-2

## All Photos (5)

Product No.	Clonality	Application	Species Reactivity	Citations	SDS
<a href="#">HPA035813</a>	polyclonal	IHC	human	3	

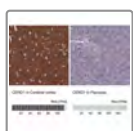


## Anti-CELF5 antibody produced in rabbit

**Synonym(s):** Anti-BRUNOL5, Anti-Brunol5, Anti-Cugbp, elav-like family member 5

## All Photos (6)

Product No.	Clonality	Application	Species Reactivity	Citations	SDS
<a href="#">HPA060336</a>	polyclonal	IHC	human		
<a href="#">HPA042012</a>	polyclonal	IHC	human	5	

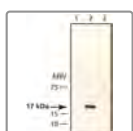


## Anti-CEND1 antibody produced in rabbit

**Synonym(s):** Anti-BM88, Anti-FLJ90066, Anti-cell cycle exit and neuronal differentiation 1

## All Photos (4)


Product No.	Clonality	Application	Species Reactivity	Citations	SDS
<a href="#">HPA042527</a>	polyclonal	IHC, WB	human	2	

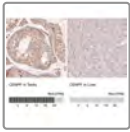


## Anti-CENP-A antibody produced in rabbit

**Synonym(s):** Anti-CenH3, Anti-Centromere Protein A

## All Photos (2)


Product No.	Clonality	Application	Species Reactivity	Citations	SDS
<b>C6867</b>	polyclonal	WB	human	7	




### Anti-CENPF

**Synonym(s):** hcp-1

[All Photos](#) (3)


Product No.	Clonality	Application	Species Reactivity	Citations	SDS
<b>HPA064308</b>	polyclonal	IHC	human		



### Anti-CENPP antibody produced in rabbit

**Synonym(s):** Anti-CENP-P, Anti-Centromere protein P

[All Photos](#) (2)



Product No.	Clonality	Application	Species Reactivity	Citations	SDS
<b>HPA021787</b>	polyclonal	IHC	human	2	



### Anti-CENPV antibody produced in rabbit

**Synonym(s):** Anti-Cenp-v, Anti-Centromere protein v, Anti-P30, Anti-Prr6



[All Photos](#) (10)

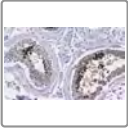
Product No.	Clonality	Application	Species Reactivity	Citations	SDS
<b>HPA042616</b>	polyclonal	IHC	human	1	
<b>HPA042529</b>	polyclonal	IHC	rat, human, mouse		



### Anti-Centrin Antibody, clone 20H5 ZooMAb<sup>®</sup> Mouse Monoclonal

[All Photos](#) (10)



Product No.	Clonality	Application	Species Reactivity	Citations	SDS
<b>ZMS1054</b>	20H5, recombinant monoclonal monoclonal	IF, IHC (p), WB	human, mouse		 



## Anti-Centrin-1 Antibody, clone 5L17 ZooMAb<sup>®</sup> Rabbit Monoclonal

All

[Photos](#) (10)

Product No.	Clonality	Application	Species Reactivity	Citations	SDS
<b>ZRB1327</b>	5L17, recombinant monoclonal	IHC (p), WB, affinity binding assay	human	 	




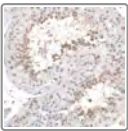
## Anti-CEP97 antibody produced in rabbit

**Synonym(s):** Anti-Centrosomal protein of 97 kDa, Anti-Cep97, Anti-Leucine-rich repeat and IQ domain-containing protein 2

All


[Photos](#) (5)

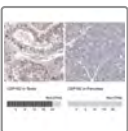
Product No.	Clonality	Application	Species Reactivity	Citations	SDS
<b>HPA002980</b>	polyclonal	IF, IHC	human	1	



## Anti-CEP131 antibody produced in rabbit

[All Photos](#) (5)


Product No.	Clonality	Application	Species Reactivity	Citations	SDS
<b>HPA024019</b>	polyclonal	IF, IHC	human	3	



## Anti-CEP192 antibody produced in rabbit

**Synonym(s):** Anti-Centrosomal protein 192kDa, Anti-FLJ10352, Anti-KIAA1569

[All Photos](#) (6)



Product No.	Clonality	Application	Species Reactivity	Citations	SDS
<b>HPA040503</b>	polyclonal	IF, IHC	human	6	

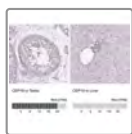


## Anti-CEP350 antibody produced in rabbit

**Synonym(s):** Anti-CAP350, Anti-KIAA0480, Anti-centrosomal protein 350kDa

## All Photos (10)


Product No.	Clonality	Application	Species Reactivity	Citations	SDS
<a href="#">HPA028355</a>	polyclonal	IHC	human		
<a href="#">HPA028357</a>	polyclonal	IHC	human		




### Anti-CEP19 antibody produced in rabbit

**Synonym(s):** Anti-C3orf34, Anti-MGC14126, Anti-centrosomal protein 19kDa

## All Photos (3)


Product No.	Clonality	Application	Species Reactivity	Citations	SDS
<a href="#">HPA047614</a>	polyclonal	IHC	human	2	

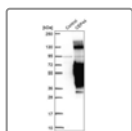


### Anti-CEP41 antibody produced in rabbit

**Synonym(s):** Anti-DKFZp762H1311, Anti-FLJ22445, Anti-JBTS15, Anti-TSGA14

## All Photos (2)



Product No.	Clonality	Application	Species Reactivity	Citations	SDS
<a href="#">HPA024090</a>	polyclonal	IHC	human	1	



### Anti-CEP44 antibody produced in rabbit

**Synonym(s):** Anti-KIAA1712

## All Photos (4)

Product No.	Clonality	Application	Species Reactivity	Citations	SDS
<a href="#">HPA041515</a>	polyclonal	IHC	human		
<a href="#">HPA041835</a>	polyclonal	IHC, WB	human		





### Anti-CEP68 antibody produced in rabbit

**Synonym(s):** Anti-Centrosomal protein 68kda, Anti-Kiaa0582, Anti-Centrosomal protein 68kDa, Anti-KIAA0582

## All Photos (12)





Product No.	Clonality	Application	Species Reactivity	Citations	SDS
<a href="#">HPA040620</a>	polyclonal	IHC	human		
<a href="#">HPA040493</a>	polyclonal	IF, IHC	human	1	

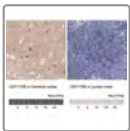


### Anti-CEP70 antibody produced in rabbit

**Synonym(s):** Anti-BITE, Anti-Centrosomal protein 70kDa, Anti-FLJ13036

[All Photos](#) (13)



Product No.	Clonality	Application	Species Reactivity	Citations	SDS
<a href="#">HPA036941</a>	polyclonal	IF, IHC	human		
<a href="#">HPA036942</a>	polyclonal	IF, IHC	human		



### Anti-CEP170B antibody produced in rabbit


**Synonym(s):** Anti-Cep170R, Anti-FAM68C, Anti-KIAA0284

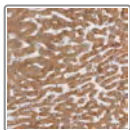
[All Photos](#) (9)

Product No.	Clonality	Application	Species Reactivity	Citations	SDS
<a href="#">HPA059017</a>	polyclonal	IHC	human	1	
<a href="#">HPA000871</a>	polyclonal	IF, IHC	human		

## All Photos (6) **Anti-CERS3 antibody produced in rabbit**

**Synonym(s):** Anti- MGC27091, Anti-LASS3


Product No.	Clonality	Application	Species Reactivity	Citations	SDS
<b>HPA006092</b>	polyclonal	IF, IHC	human	4	

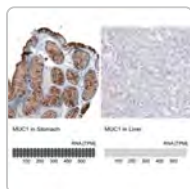


## **Anti-CERS2 antibody produced in rabbit**

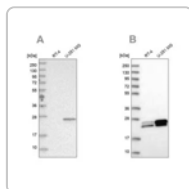
**Synonym(s):** Anti-FLJ10243, Anti-LASS2, Anti-SP260

## All Photos (7)

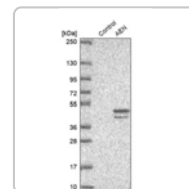
Product No.	Clonality	Application	Species Reactivity	Citations	SDS
<b>HPA027262</b>	polyclonal	IF, IHC	human, mouse, rat	16	



Sigma-Aldrich  
**AMAB91533**  
Monoclonal  
Anti-MUC1...



Sigma-Aldrich  
**HPA028118**  
Anti-GUK1



Sigma-Aldrich  
**HPA0485**  
Anti-AEN  
antibody.

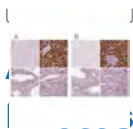
[View Price and Availability](#)

[View Price and Availability](#)

[View Price and Availat](#)



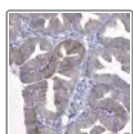
**Anti-CES1 antibody produced in rabbit**



(16)

**Synonym(s):** Anti-ACAT, Anti-Acyl coenzyme A:cholesterol acyltransferase, Anti-Brain carboxylesterase hBr1, Anti-Egasyn, Anti-HMSE, Anti-Liver carboxylesterase 1 precursor, Anti-Monocyte/macrophage serine esterase, Anti-Serine esterase 1, Anti-TGH, Anti-Triacylglycerol hydrolase

Product No.	Clonality	Application	Species Reactivity	Citations	SDS
<a href="#">HPA012023</a>	polyclonal	IHC	human	3	
<a href="#">HPA046717</a>	polyclonal	IF, IHC	human		

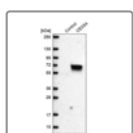


### Anti-CES4A antibody produced in rabbit

**Synonym(s):** Anti-CES8, Anti-Carboxylesterase 8 (putative), Anti-FLJ37464

[All Photos](#) (4)

Product No.	Clonality	Application	Species Reactivity	Citations	SDS
<a href="#">HPA035701</a>	polyclonal	IF, IHC	human		



### Anti-CES5A antibody produced in rabbit

**Synonym(s):** Anti-CAUXIN, Anti-CES4C1, Anti-CES5, Anti-CES7, Anti-FLJ31547, Anti-carboxylesterase 5A

[All Photos](#) (2)

Product No.	Clonality	Application	Species Reactivity	Citations	SDS
<a href="#">HPA047635</a>	polyclonal	IHC	human		



### Anti-CETN1 antibody produced in rabbit

[All Photos](#) (3)


Product No.	Clonality	Application	Species Reactivity	Citations	SDS
<a href="#">HPA069157</a>	polyclonal	IF, IHC	human		

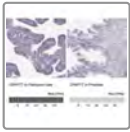


### Anti-CFAP53

**Synonym(s):** CCDC11, FLJ32743

[All Photos](#) (3)


Product No.	Clonality	Application	Species Reactivity	Citations	SDS
<a href="#">HPA066142</a>	polyclonal	IHC	human		

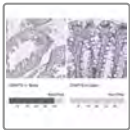


### Anti-CFAP77

**Synonym(s):** C9orf171, FLJ46082

[All Photos](#) (3)


Product No.	Clonality	Application	Species Reactivity	Citations	SDS
<a href="#">HPA061069</a>	polyclonal	IHC	human		

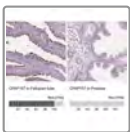


### Anti-CFAP70

**Synonym(s):** FLJ25765, TTC18

[All Photos](#) (3)



Product No.	Clonality	Application	Species Reactivity	Citations	SDS
<a href="#">HPA070304</a>	polyclonal	IHC	human		

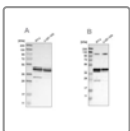


### Anti-CFAP157 antibody produced in rabbit

**Synonym(s):** Anti-C9orf117



[All Photos](#) (8)

Product No.	Clonality	Application	Species Reactivity	Citations	SDS
<a href="#">HPA021474</a>	polyclonal	IF, IHC	human	1	
<a href="#">HPA021786</a>	polyclonal	IF, IHC	human	3	



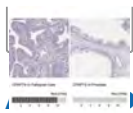
### Anti-CFAP36 antibody produced in rabbit

[All Photos](#) (5)

Product No.	Clonality	Application	Species Reactivity	Citations	SDS
<a href="#">HPA017061</a>	polyclonal	IHC	human	2	
<a href="#">HPA008994</a>	polyclonal	IHC	human, mouse, rat	3	



### Anti-CFAP74 antibody produced in rabbit



[Photos](#) (14)

Product No.	Clonality	Application	Species Reactivity	Citations	SDS
<a href="#">HPA028521</a>	polyclonal	IHC	human		
<a href="#">HPA029274</a>	polyclonal	IHC	human		



### Anti-CFAP57 antibody produced in rabbit

[All Photos](#) (13)


Product No.	Clonality	Application	Species Reactivity	Citations	SDS
<a href="#">HPA002736</a>	polyclonal	IHC	human	4	
<a href="#">HPA028623</a>	polyclonal	IF, IHC	human		



### Anti-CFAP52 antibody produced in rabbit

[All Photos](#) (5)

Product No.	Clonality	Application	Species Reactivity	Citations	SDS
<a href="#">HPA023247</a>	polyclonal	IHC	human	3	



### Anti-CFAP77 antibody produced in rabbit

**Synonym(s):** Anti-C9orf171, Anti-FLJ46082


[All Photos](#) (2)

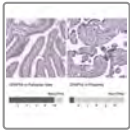
Product No.	Clonality	Application	Species Reactivity	Citations	SDS
<a href="#">HPA021329</a>	polyclonal	IHC	human	2	



### Anti-CFAP126 antibody produced in rabbit


[All Photos](#) (3)

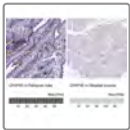
Product No.	Clonality	Application	Species Reactivity	Citations	SDS
<a href="#">HPA045904</a>	polyclonal	IHC	human	1	



### Anti-CFAP54 antibody produced in rabbit


[All Photos](#) (4)

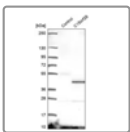
Product No.	Clonality	Application	Species Reactivity	Citations	SDS
<a href="#">HPA039897</a>	polyclonal	IF, IHC	human		



### Anti-CFAP45 antibody produced in rabbit

[All Photos](#) (7)


Product No.	Clonality	Application	Species Reactivity	Citations	SDS
<a href="#">HPA043618</a>	polyclonal	IF, IHC	human		

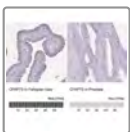


### Anti-CFAP161 antibody produced in rabbit

**Synonym(s):** Anti-C15orf26, Anti-FLJ38615

[All Photos](#) (2)


Product No.	Clonality	Application	Species Reactivity	Citations	SDS
<a href="#">HPA041807</a>	polyclonal	IHC, WB	human		



### Anti-CFAP73 antibody produced in rabbit

**Synonym(s):** Anti-CCDC42B, Anti-MIA2


[All Photos](#) (4)

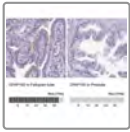
Product No.	Clonality	Application	Species Reactivity	Citations	SDS
<a href="#">HPA048539</a>	polyclonal	IF, IHC	human		



### Anti-CFAP91 antibody produced in rabbit

[All Photos](#) (3)


Product No.	Clonality	Application	Species Reactivity	Citations	SDS
<b>HPA074084</b>	polyclonal	IF, IHC	human		

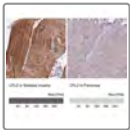


### Anti-CFAP100 antibody produced in rabbit

**Synonym(s):** Anti-CCDC37, Anti-FLJ40083, Anti-MIA1

[All Photos](#) (3)


Product No.	Clonality	Application	Species Reactivity	Citations	SDS
<b>HPA046354</b>	polyclonal	IHC	human		

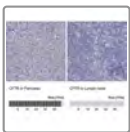


### Anti-CFL2 antibody produced in rabbit

**Synonym(s):** Anti-NEM7


[All Photos](#) (5)

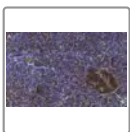
Product No.	Clonality	Application	Species Reactivity	Citations	SDS
<b>HPA045599</b>	polyclonal	IF, IHC	human	1	



### Anti-CFTR antibody produced in rabbit



[All Photos](#) (3)

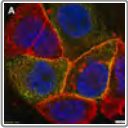
Product No.	Clonality	Application	Species Reactivity	Citations	SDS
<b>HPA079652</b>	polyclonal	IF, IHC	human		



### Anti-CFTR Antibody, clone 1C22 ZooMAb<sup>®</sup> Rabbit Monoclonal



[All Photos](#) (14)

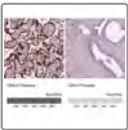
Product No.	Clonality	Application	Species Reactivity	Citations	SDS
<b>ZRB1263</b>	1C22, recombinant monoclonal	ICC, IHC (p), WB, affinity binding assay	human		 



## Anti-CFTR Antibody, clone MM13-4 ZooMAb<sup>®</sup> Mouse Monoclonal

[All Photos](#) (9)


Product No.	Clonality	Application	Species Reactivity	Citations	SDS
<b>ZMS1078</b>	MM13-4, recombinant monoclonal	FACS, ICC, WB	human	 	



## Anti-CGA antibody produced in rabbit

**Synonym(s):** Anti-FSHA, Anti-GPHA1, Anti-GPHa, Anti-HCG, Anti-LHA

[All Photos](#) (5)



Product No.	Clonality	Application	Species Reactivity	Citations	SDS
<b>HPA029698</b>	polyclonal	IHC	human	1	

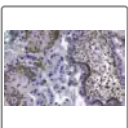


## Anti-C1GALT1 antibody produced in rabbit

**Synonym(s):** Anti-Beta 1,3-galact, Anti-C1GalT1, Anti-Core 1 beta1,3-galactosyltransferase 1, Anti-Core 1 beta3-Gal-T, Anti-Core1 UDP- galactose:N-acetylgalactosamine-alpha-R beta 1,3-galactosyltransferase 1, Anti-Glycoprotein-N-acetylgalactosamine 3-beta-galactosyltransferase 1



[All Photos](#) (13)

Product No.	Clonality	Application	Species Reactivity	Citations	SDS
<b>HPA011294</b>	polyclonal	IHC	human	4	
<b>HPA012819</b>	polyclonal	IF, IHC	human	3	



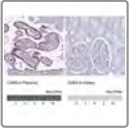
## Anti-cGAS Antibody, clone 1B5 ZooMAb<sup>®</sup> Rabbit Monoclonal

[All Photos](#) (12)

Product No.	Clonality	Application	Species Reactivity	Citations	SDS
<b>ZRB1406</b>	1B5, recombinant monoclonal	FACS, ICC, IHC (p), WB, affinity	mouse, human	 	




Product No.	Clonality	Application	Species Reactivity	Citations	SDS
		binding assay			



## Anti-CGB3 antibody produced in rabbit



[All Photos](#) (6)

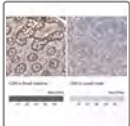
Product No.	Clonality	Application	Species Reactivity	Citations	SDS
<b>HPA038934</b>	polyclonal	IF, IHC	human		

**All Photos (7)**

**Anti-CGGBP1 antibody produced in rabbit**

**Synonym(s):** Anti-CGG triplet repeat binding protein 1, Anti-CGGBP, Anti-P20-CGGBP, Anti-p20-CGGBP




Product No.	Clonality	Application	Species Reactivity	Citations	SDS
<b>HPA035568</b>	polyclonal	IF, IHC	mouse, rat, human	1	
<b>HPA037017</b>	polyclonal	IF, IHC	human		

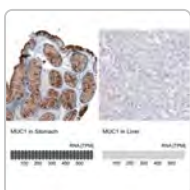


**Anti-CGN antibody produced in rabbit**

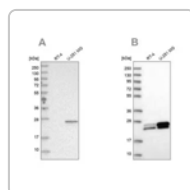
**Synonym(s):** Anti-KIAA1319, Anti-cingulin

**All Photos (15)**

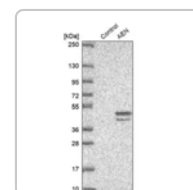
Product No.	Clonality	Application	Species Reactivity	Citations	SDS
<b>HPA027587</b>	polyclonal	IHC	human	1	
<b>HPA027586</b>	polyclonal	IF, IHC	human	2	
<b>HPA027657</b>	polyclonal	IHC	rat, human	3	



**Sigma-Aldrich**  
**AMAB91533**  
**Monoclonal**  
**Anti-MUC1...**



**Sigma-Aldrich**  
**HPA028118**  
**Anti-GUK1**



**Sigma-Aldric**  
**HPA0485**  
**Anti-AEN**  
**antibody.**




### Anti-CGNL1 antibody produced in rabbit

**Synonym(s):** Anti-FLJ14957, Anti-JACOP, Anti-KIAA1749, Anti-paracingulin

[All Photos](#) (6)

Product No.	Clonality	Application	Species Reactivity	Citations	SDS
<b>HPA056911</b>	polyclonal	IHC	human		

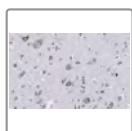


### Anti-CGREF1 antibody produced in rabbit

**Synonym(s):** Anti-Cell growth regulator with EF hand domain protein 1, Anti-Cell growth regulatory gene 11 protein

[All Photos](#) (2)

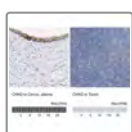
Product No.	Clonality	Application	Species Reactivity	Citations	SDS
<b>HPA008241</b>	polyclonal	IHC	human	2	



### Anti-CGRP-1 Antibody, clone 2E18 ZooMAb<sup>®</sup> Rabbit Monoclonal

[All Photos](#) (14)


Product No.	Clonality	Application	Species Reactivity	Citations	SDS
<b>ZRB1267</b>	2E18, monoclonal recombinant monoclonal	ICC, IHC (p), WB, affinity binding assay	human, mouse, rat		



### Anti-CHAD antibody produced in rabbit

**Synonym(s):** Anti-Cartilage leucine-rich protein, Anti-Chondroadherin precursor

[All Photos](#) (3)



Product No.	Clonality	Application	Species Reactivity	Citations	SDS
<a href="#">HPA018241</a>	polyclonal	IHC	human	7	

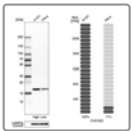


### Anti-CHAMP1 antibody produced in rabbit

**Synonym(s):** Anti- ZNF828, Anti-C13orf8, Anti-CAMP, Anti-CHAMP, C13orf8, CAMP, CHAMP, ZNF828

[All Photos](#) (13)



Product No.	Clonality	Application	Species Reactivity	Citations	SDS
<a href="#">HPA008900</a>	polyclonal	IF, IHC	human	3	
<a href="#">HPA006623</a>	polyclonal	IF, IHC, WB	human	1	




### Anti-CHCHD2 antibody produced in rabbit

**Synonym(s):** Anti-C7orf17, Anti-Coiled-coil-helix-Coiled-coil-helix domain containing 2

[All Photos](#) (9)


Product No.	Clonality	Application	Species Reactivity	Citations	SDS
<a href="#">HPA052510</a>	polyclonal	IF	human	1	
<a href="#">HPA027407</a>	polyclonal	IF, IHC	human	8	




### Anti-CHCHD10 antibody produced in rabbit

**Synonym(s):** Anti-C22orf16, Anti-CHCH domain-containing protein C22orf16, mitochondrial precursor, Anti-Protein N27C7-4

[All Photos](#) (7)


Product No.	Clonality	Application	Species Reactivity	Citations	SDS
<a href="#">HPA003440</a>	polyclonal	IF, IHC	human	9	



### Anti-CHCHD3 antibody produced in rabbit

**Synonym(s):** Anti-Coiled-coil-helix-coiled-coil-helix domain containing 3, Anti-FIj20420

[All Photos](#) (8)


Product No.	Clonality	Application	Species Reactivity	Citations	SDS
<a href="#">HPA042935</a>	polyclonal	IF, IHC	mouse, rat, human	2	

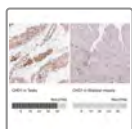


## Anti-CHD2 antibody produced in rabbit

**Synonym(s):** Anti-DKFZp54711315, Anti-DKFZp686E01200, Anti-DKFZp781D1727, Anti-FLJ38614

**All Photos** (6)


Product No.	Clonality	Application	Species Reactivity	Citations	SDS
<b>HPA060744</b>	polyclonal	IF, IHC	human	1	



## Anti-CHD1 antibody produced in rabbit

**Synonym(s):** Anti-chromodomain helicase DNA binding protein 1



**All Photos** (6)

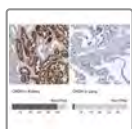
Product No.	Clonality	Application	Species Reactivity	Citations	SDS
<b>HPA022236</b>	polyclonal	IF, IHC	human	3	



## Anti-CHD-8 Antibody, clone 1H9 ZooMAb<sup>®</sup> Rabbit Monoclonal

**All Photos** (10)



Product No.	Clonality	Application	Species Reactivity	Citations	SDS
<b>ZRB1885</b>	1H9, recombinant monoclonal	IHC, WB, affinity binding assay	mouse, human		 



## Anti-CHDH antibody produced in rabbit

**Synonym(s):** Anti-Choline dehydrogenase

**All Photos** (7)


Product No.	Clonality	Application	Species Reactivity	Citations	SDS
<b>HPA058130</b>	polyclonal	IHC	human		
<b>HPA036633</b>	polyclonal	IHC	human		

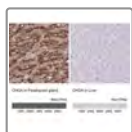


## Anti-CHD1L antibody produced in rabbit

**Synonym(s):** Anti-ALC1, Anti-chromodomain helicase DNA binding protein 1-like

## All Photos (7)


Product No.	Clonality	Application	Species Reactivity	Citations	SDS
<a href="#">HPA028670</a>	polyclonal	IF, IHC	human	1	



### Anti-CHGA antibody produced in rabbit

**Synonym(s):** Anti-CgA, Anti-Chromogranin-A precursor, Anti-Pituitary secretory protein I, Anti-SP-I

## All Photos (5)



Product No.	Clonality	Application	Species Reactivity	Citations	SDS
<a href="#">HPA017369</a>	polyclonal	IF, IHC, WB	human	8	



### Anti-CHGB antibody produced in rabbit

**Synonym(s):** Anti-CgB, Anti-Chromogranin-B, Anti-Secretogranin I, Anti-Secretogranin-1 precursor, Anti-Sgl, SCG1



## All Photos (15)

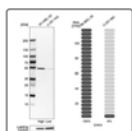
Product No.	Clonality	Application	Species Reactivity	Citations	SDS
<a href="#">HPA012602</a>	polyclonal	IF, IHC	human	4	
<a href="#">HPA008759</a>	polyclonal	IF, IHC	human	4	



### Anti-CH25H Antibody, clone 1G14 ZooMAb<sup>®</sup> Rabbit Monoclonal

## All Photos (6)


Product No.	Clonality	Application	Species Reactivity	Citations	SDS
<a href="#">ZRB2253</a>	1G14, recombinant monoclonal	ICC, IHC, WB	rat, human		 




### Anti-CHKA antibody produced in rabbit

**Synonym(s):** Anti-CHETK-alpha, Anti-CK, Anti-Choline kinase alpha


## All Photos (6)


Product No.	Clonality	Application	Species Reactivity	Citations	SDS
<a href="#">HPA024153</a>	polyclonal	IHC	human	9	



### Anti-Chloramphenicol Acetyl Transferase (CAT) antibody produced in rabbit

[All Photos](#) (3)


Product No.	Clonality	Application	Species Reactivity	Citations	SDS
<a href="#">C9336</a>	polyclonal	IF, WB		10	

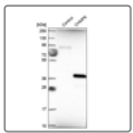


### Anti-CHML antibody produced in rabbit

**Synonym(s):** REP-2

[All Photos](#) (2)



Product No.	Clonality	Application	Species Reactivity	Citations	SDS
<a href="#">HPA029627</a>	polyclonal	IF, WB	human		

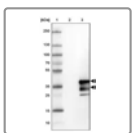


### Anti-CHMP6 antibody produced in rabbit

**Synonym(s):** Anti-Charged multivesicular body protein 6, Anti-Chromatin-modifying protein 6, Anti-Vacuolar protein sorting-associated protein 20, Anti-hVps20

[All Photos](#) (4)


Product No.	Clonality	Application	Species Reactivity	Citations	SDS
<a href="#">HPA024460</a>	polyclonal	IHC	human		
<a href="#">HPA023001</a>	polyclonal	IHC	human	3	



### Anti-CHMP3 antibody produced in rabbit

**Synonym(s):** Anti-CGI-149, Anti-NEDF, Anti-VPS24

[All Photos](#) (2)

Product No.	Clonality	Application	Species Reactivity	Citations	SDS
<a href="#">HPA015673</a>	polyclonal	IHC, WB	human	4	



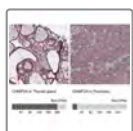
### Anti-CHMP5 antibody produced in rabbit



**Synonym(s):** Anti-C9orf83, Anti-CGI-34, Anti-HSPC177, Anti-SNF7DC2, Anti-charged multivesicular body protein 5

## Photos (11)

Product No.	Clonality	Application	Species Reactivity	Citations	SDS
<a href="#">HPA042883</a>	polyclonal	IHC	human		
<a href="#">HPA056437</a>	polyclonal	IHC	human		

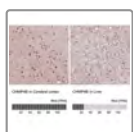


## Anti-CHMP2A antibody produced in rabbit

**Synonym(s):** Anti-BC-2, Anti-CHMP2, Anti-Chromatin Modifying Protein 2A, Anti-VPS2, Anti-VPS2A

## All Photos (6)

Product No.	Clonality	Application	Species Reactivity	Citations	SDS
<a href="#">HPA042031</a>	polyclonal	IHC	human		
<a href="#">HPA041153</a>	polyclonal	IHC	human	1	

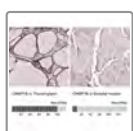


## Anti-CHMP4B antibody produced in rabbit

**Synonym(s):** Anti-C20orf178, Anti-Chromatin Modifying Protein 4B, Anti-SNF7-2, Anti-Shax1, Anti-VPS32B, Anti-dJ553F4.4

## All Photos (7)

Product No.	Clonality	Application	Species Reactivity	Citations	SDS
<a href="#">HPA051751</a>	polyclonal	IHC	human	1	
<a href="#">HPA041401</a>	polyclonal	IHC	human	1	



## Anti-CHMP1B antibody produced in rabbit

**Synonym(s):** Anti-C18orf2, Anti-CHMP1.5, Anti-Vps46B

## All Photos (7)

Product No.	Clonality	Application	Species Reactivity	Citations	SDS
<a href="#">HPA062896</a>	polyclonal	IHC	human		
<a href="#">HPA061997</a>	polyclonal	IF, IHC	human		







## Anti-CHMP4C antibody produced in rabbit

**Synonym(s):** Anti-CHMP4c, Anti-Charged multivesicular body protein 4c, Anti-Chromatin-modifying protein 4c, Anti-SNF7-3, Anti-Vacuolar protein-sorting-associated protein 7-3, Anti-hSnf7-3

**All**

**Photos** (5)


Product No.	Clonality	Application	Species Reactivity	Citations	SDS
<b>HPA023799</b>	polyclonal	IHC	human		

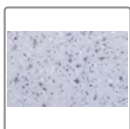


## Anti-CHODL antibody produced in rabbit

**Synonym(s):** Anti-Chondrolectin precursor, Anti-Transmembrane protein MT75

**All Photos** (3)



Product No.	Clonality	Application	Species Reactivity	Citations	SDS
<b>HPA017282</b>	polyclonal	IHC	human		



## Anti-Choline Acetyltransferase (ChAT) Antibody, clone 2K16, ZooMAb<sup>®</sup> Rabbit Monoclonal


**All**


**Photos** (10)

Product No.	Clonality	Application	Species Reactivity	Citations	SDS
<b>ZRB1012</b>	2K16, recombinant monoclonal monoclonal	IF, IHC, WB	rat, mouse	2	 

## All Photos (5) **Anti-CHORDC1 antibody produced in rabbit**

**Synonym(s):** Anti-Chp1, Anti-Cysteine and histidine-rich domain (chord) containing 1


Product No.	Clonality	Application	Species Reactivity	Citations	SDS
<b>HPA041040</b>	polyclonal	IF, IHC	mouse, human, rat	1	

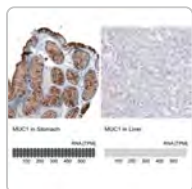


## **Anti-CHPF antibody produced in rabbit**

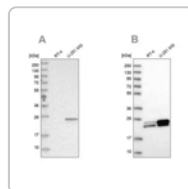
**Synonym(s):** Anti-CHSY2, Anti-CSS2, Anti-chondroitin polymerizing factor

## All Photos (3)

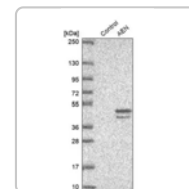
Product No.	Clonality	Application	Species Reactivity	Citations	SDS
<b>HPA035123</b>	polyclonal	IF, IHC	human	1	



Sigma-Aldrich  
**AMAB91533**  
Monoclonal  
Anti-MUC1...



Sigma-Aldrich  
**HPA028118**  
Anti-GUK1



Sigma-Aldrich  
**HPA0485**  
Anti-AEN  
antibody.

[View Price and Availability](#)

[View Price and Availability](#)

[View Price and Availat](#)

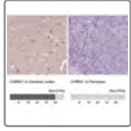


## **Anti-CHRDL1 antibody produced in rabbit**



**Antibody** (2)

Product No.	Clonality	Application	Species Reactivity	Citations	SDS
<b>HPA000226</b>	polyclonal	IHC	human	1	

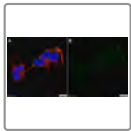


### Anti-CHRM1 antibody produced in rabbit

**Synonym(s):** Anti-Muscarinic acetylcholine receptor M1

**All Photos** (3)

Product No.	Clonality	Application	Species Reactivity	Citations	SDS
<b>HPA014101</b>	polyclonal	IHC	human	3	

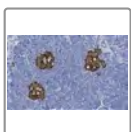


### Anti-CHRM4 Antibody, clone 18C7.2 ZooMAb<sup>®</sup> Mouse Monoclonal

**Synonym(s):** Anti-ZFP36L2 Antibody, clone 1E10 ZooMAb<sup>®</sup> Rabbit Monoclonal

**All Photos** (8)

Product No.	Clonality	Application	Species Reactivity	Citations	SDS
<b>ZMS1165</b>	18C7.2, recombinant monoclonal	ELISA, ICC, WB, affinity binding assay	human		



### Anti-Chromogranin A Antibody, clone 5F23 ZooMAb<sup>®</sup> Rabbit Monoclonal

**All Photos** (13)


Product No.	Clonality	Application	Species Reactivity	Citations	SDS
<b>ZRB1251</b>	5F23, recombinant monoclonal	ICC, IHC (p), WB, affinity binding assay	human		

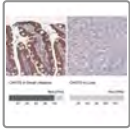


### Anti-CHST3 antibody produced in rabbit

**Synonym(s):** Anti-C6ST, Anti-C6ST1

## All Photos (3)


Product No.	Clonality	Application	Species Reactivity	Citations	SDS
<a href="#">HPA055704</a>	polyclonal	IHC	human	1	

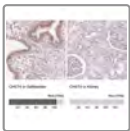


### Anti-CHST5 antibody produced in rabbit

**Synonym(s):** Anti-Carbohydrate (N-Acetylglucosamine 6-O) Sulfotransferase 5, Anti-FLJ22167, Anti-I-GLCNAC-6-ST

## All Photos (3)


Product No.	Clonality	Application	Species Reactivity	Citations	SDS
<a href="#">HPA043804</a>	polyclonal	IHC	human		

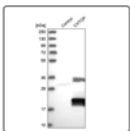


### Anti-CHST4 antibody produced in rabbit

**Synonym(s):** Anti-Carbohydrate sulfotransferase 4, Anti-GST-3, Anti-GlcNAc6ST-2, Anti-HEC-GlcNAc6ST, Anti-High endothelial cells N-acetylglucosamine 6-O-sulfotransferase, Anti-LSST, Anti-N-acetylglucosamine 6-O-sulfotransferase 2

## All Photos (5)


Product No.	Clonality	Application	Species Reactivity	Citations	SDS
<a href="#">HPA021955</a>	polyclonal	IHC	human	3	




### Anti-CHTOP antibody produced in rabbit

**Synonym(s):** Anti-C1orf77, Anti-DKFZP547E1010, Anti-FOP, Anti-SRAG

## All Photos (6)


Product No.	Clonality	Application	Species Reactivity	Citations	SDS
<a href="#">HPA028647</a>	polyclonal	IF, IHC	human	2	



### Anti-CHURC1 antibody produced in rabbit

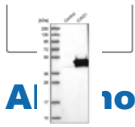
**Synonym(s):** Anti-C14orf52, Anti-Churchill domain containing 1, Anti-FLJ33064, Anti-My015

## All Photos (3)

Product No.	Clonality	Application	Species Reactivity	Citations	SDS
<a href="#">HPA040072</a>	polyclonal	IF, IHC	human		



### Anti-CIAO1 antibody produced in rabbit



**Synonym(s):** Anti-WD repeat-containing protein 39, Anti-WDR39

**All Photos** (3)

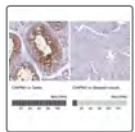
Product No.	Clonality	Application	Species Reactivity	Citations	SDS
<b>HPA017882</b>	polyclonal	IF, IHC	human	5	



### **Anti-clAP2/BIRC3 Antibody, clone 1N23 ZooMAb<sup>®</sup> Rabbit Monoclonal**

**All Photos** (7)

Product No.	Clonality	Application	Species Reactivity	Citations	SDS
<b>ZRB2248</b>	1N23, recombinant monoclonal	ICC, IHC, WB, affinity binding assay	human		



### **Anti-CIAPIN1 antibody produced in rabbit**

**Synonym(s):** Anti-Anamorsin, Anti-Cytokine induced apoptosis inhibitor 1

**All Photos** (12)

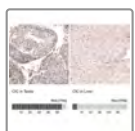
Product No.	Clonality	Application	Species Reactivity	Citations	SDS
<b>HPA042182</b>	polyclonal	IHC	mouse, human, rat	2	
<b>HPA041350</b>	polyclonal	IF, IHC	human	1	



### **Anti-CIART antibody produced in rabbit**

**All Photos** (7)


Product No.	Clonality	Application	Species Reactivity	Citations	SDS
<b>HPA027515</b>	polyclonal	IHC	human, rat, mouse		

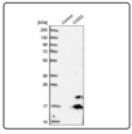


### **Anti-CIC antibody produced in rabbit**

**Synonym(s):** Anti-KIAA0306


**All Photos** (9)


Product No.	Clonality	Application	Species Reactivity	Citations	SDS
<a href="#">HPA044341</a>	polyclonal	IF, IHC	human		



### Anti-CISD2 antibody produced in rabbit

[All Photos](#) (6)



Product No.	Clonality	Application	Species Reactivity	Citations	SDS
<a href="#">HPA015914</a>	polyclonal	IF, IHC, WB	human	4	

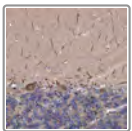


### Anti-CKAP2 antibody produced in rabbit

**Synonym(s):** Anti-FLJ10749, Anti-LB1, Anti-TMAP, Anti-cytoskeleton associated protein 2, Anti-se20-10, Anti-CTCL tumor antigen se20-10, Anti-Cytoskeleton-associated protein 2, Anti-Tumor- and microtubule-associated protein

[All Photos](#) (9)


Product No.	Clonality	Application	Species Reactivity	Citations	SDS
<a href="#">HPA027821</a>	polyclonal	IHC	human		
<a href="#">HPA008410</a>	polyclonal	IF, IHC	human	1	




### Anti-CKAP5 antibody produced in rabbit

**Synonym(s):** Anti-Ch-tog, Anti-Cytoskeleton associated protein 5, Anti-Kiaa0097, Anti-Tog, Anti-Togp

[All Photos](#) (5)


Product No.	Clonality	Application	Species Reactivity	Citations	SDS
<a href="#">HPA040375</a>	polyclonal	IF, IHC	human	1	





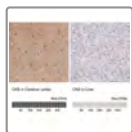
### Anti-CKAP4 antibody produced in rabbit

**Synonym(s):** Anti-63 kDa membrane protein antibody produced in rabbit, Anti-Cytoskeleton-associated protein 4 antibody produced in rabbit, Anti-p63 antibody produced in rabbit

[All Photos](#) (22)

Product No.	Clonality	Application	Species Reactivity	Citations	SDS
<a href="#">HPA001225</a>	polyclonal	IF	human	1	


Product No.	Clonality	Application	Species Reactivity	Citations	SDS
<a href="#">HPA000792</a>	polyclonal	IHC	rat, mouse, human	4	
<a href="#">HPA000278</a>	polyclonal	IHC, WB	human	5	



### Anti-CKB antibody produced in rabbit

**Synonym(s):** Anti-B-CK antibody produced in rabbit, Anti-Creatine kinase B chain antibody produced in rabbit, Anti-Creatine kinase B-type antibody produced in rabbit

[All Photos](#) (6)


Product No.	Clonality	Application	Species Reactivity	Citations	SDS
<a href="#">HPA001254</a>	polyclonal	IF, IHC	human	5	



### Anti-CKM antibody produced in rabbit

**Synonym(s):** Anti-CKMM, Anti-creatine kinase, muscle

[All Photos](#) (5)


Product No.	Clonality	Application	Species Reactivity	Citations	SDS
<a href="#">HPA047859</a>	polyclonal	IHC	human	1	

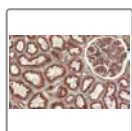


### Anti-CKMT2 antibody produced in rabbit

**Synonym(s):** Anti-SMTCK, Anti-creatine kinase, mitochondrial 2 (sarcomeric)



[All Photos](#) (3)

Product No.	Clonality	Application	Species Reactivity	Citations	SDS
<a href="#">HPA051880</a>	polyclonal	IHC	human		

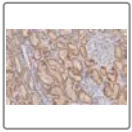


### Anti-Clathrin Heavy Chain Antibody, clone 1C6 ZooMAb<sup>®</sup> Rabbit Monoclonal

[All Photos](#) (12)

Product No.	Clonality	Application	Species Reactivity	Citations	SDS
<a href="#">ZRB1865</a>	1C6, recombinant monoclonal	FACS, ICC, IHC, WB, affinity	mouse, human		 



Product No.	Clonality	Application	Species Reactivity	Citations	SDS
		binding assay			




### Anti-Claudin 6 Antibody, clone 1B22 ZooMAb® Rabbit Monoclonal

**Synonym(s):** Skullin

**All Photos** (17)


Product No.	Clonality	Application	Species Reactivity	Citations	SDS
<b>ZRB1500</b>	1B22, monoclonal recombinant monoclonal	ICC, IHC (p), WB, affinity binding assay	human		 



### Anti-Claudin-1 (C-terminal) antibody produced in rabbit

**Synonym(s):** Anti-Claudin-1 (C-Terminal), antibody produced in rabbit, affinity isolated antibody



**All Photos** (4)

Product No.	Clonality	Application	Species Reactivity	Citations	SDS
<b>SAB4200534</b>	polyclonal	IF, IHC, WB	human, dog	5	



### Anti-Claudin-1 Antibody, clone 1O12 ZooMAb® Rabbit Monoclonal

**All Photos** (11)

Product No.	Clonality	Application	Species Reactivity	Citations	SDS
<b>ZRB1768</b>	1O12, recombinant monoclonal	ICC, IHC (p), WB, affinity binding assay	canine, human		 






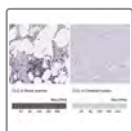
### Anti-Claudin-5 Antibody, clone 3H12 ZooMAb® Rabbit Monoclonal

**Synonym(s):** Anti-SMAD7 Antibody, clone 2D15 ZooMAb® Rabbit Monoclonal




**All  
Photos (7)**

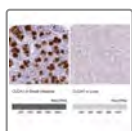
Product No.	Clonality	Application	Species Reactivity	Citations	SDS
<b>ZRB2487</b>	3H12, recombinant monoclonal	ICC, IHC, WB, affinity binding assay	human	  	



**Anti-CLC antibody produced in rabbit**

**All Photos (4)**



Product No.	Clonality	Application	Species Reactivity	Citations	SDS
<b>HPA041751</b>	polyclonal	IHC	human		



**Anti-CLCA1 antibody produced in rabbit**



**Synonym(s):** Anti-CLCRG1, Anti-CaCC, Anti-chloride channel accessory 1

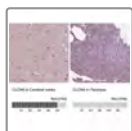
**All Photos (12)**

Product No.	Clonality	Application	Species Reactivity	Citations	SDS
<b>HPA059301</b>	polyclonal	IHC	human		
<b>HPA052787</b>	polyclonal	IHC	human		

## All Photos (12) **Anti-CLCC1 antibody produced in rabbit**

**Synonym(s):** Anti-Mid-1-related chloride channel 1 isoform 1 antibody produced in rabbit


Product No.	Clonality	Application	Species Reactivity	Citations	SDS
<b>HPA009087</b>	polyclonal	IF, IHC	human	4	
<b>HPA013210</b>	polyclonal	IF, IHC	human	1	

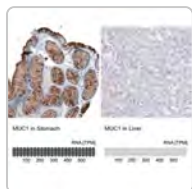


## **Anti-CLCN4 antibody produced in rabbit**

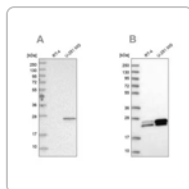
**Synonym(s):** Anti-CLC4, Anti-chloride channel 4

## All Photos (3)

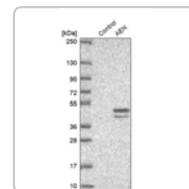
Product No.	Clonality	Application	Species Reactivity	Citations	SDS
<b>HPA031313</b>	polyclonal	IHC	human	1	



Sigma-Aldrich  
**AMAB91533**  
Monoclonal  
Anti-MUC1...



Sigma-Aldrich  
**HPA028118**  
Anti-GUK1

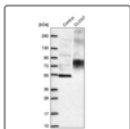


Sigma-Aldric  
**HPA0485**  
Anti-AEN  
antibody.

[View Price and Availability](#)

[View Price and Availability](#)

[View Price and Availat](#)

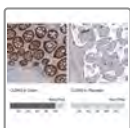


## Anti-CLCN7 antibody produced in rabbit

**Synonym(s):** Anti-CLC-7, Anti-CLC7, Anti-Chloride Channel 7, Anti-OPTA2

[All Photos](#) (6)

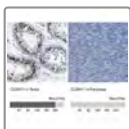
Product No.	Clonality	Application	Species Reactivity	Citations	SDS
<a href="#">HPA043019</a>	polyclonal	IF, IHC, WB	human		



## Anti-CLDN3 antibody produced in mouse

[All Photos](#) (28)

Product No.	Clonality	Application	Species Reactivity	Citations	SDS
<a href="#">AMAB91836</a>	CL13130, monoclonal	IF, IHC, WB	human		
<a href="#">AMAB91834</a>	CL13128, monoclonal	IF, IHC, WB	human		
<a href="#">AMAB91835</a>	CL13129, monoclonal	IF, IHC, WB	human		

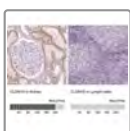


## Anti-CLDN11 antibody produced in rabbit

**Synonym(s):** Anti-Claudin-11, Anti-Oligodendrocyte-specific protein

[All Photos](#) (5)

Product No.	Clonality	Application	Species Reactivity	Citations	SDS
<a href="#">HPA013166</a>	polyclonal	IHC	human	7	



## Anti-CLDN10 antibody produced in rabbit

**Synonym(s):** Anti-CPETRL3, Anti-OSP-L

[All Photos](#) (3)

Product No.	Clonality	Application	Species Reactivity	Citations	SDS
<a href="#">HPA042348</a>	polyclonal	IHC	human	1	

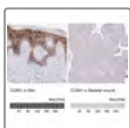


## Anti-CLDN7 antibody produced in rabbit

**Synonym(s):** Anti-CLDN-7, Anti-Claudin-7

[All Photos](#) (3)

Product No.	Clonality	Application	Species Reactivity	Citations	SDS
<a href="#">HPA014703</a>	polyclonal	IHC	human	6	



## Anti-CLDN1 antibody produced in rabbit

**Synonym(s):** Anti-ILVASC, Anti-SEMP1

[All Photos](#) (6)

Product No.	Clonality	Application	Species Reactivity	Citations	SDS
<a href="#">HPA048319</a>	polyclonal	IHC	human	8	

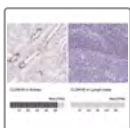


## Anti-CLDN18 antibody produced in rabbit

**Synonym(s):** Anti-SFTPJ

[All Photos](#) (7)

Product No.	Clonality	Application	Species Reactivity	Citations	SDS
<a href="#">HPA018446</a>	polyclonal	IHC	human	3	

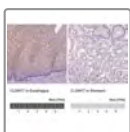


## Anti-CLDN16 antibody produced in rabbit

**Synonym(s):** Anti-HOMG3, Anti-PCLN1

[All Photos](#) (3)

Product No.	Clonality	Application	Species Reactivity	Citations	SDS
<a href="#">HPA056020</a>	polyclonal	IHC	human		



## Anti-CLDN17 antibody produced in rabbit

[All Photos](#) (3)

Product No.	Clonality	Application	Species Reactivity	Citations	SDS
<a href="#">HPA045903</a>	polyclonal	IHC	human		






## Anti-cleaved PARP-1 Antibody, clone 2G13 Antibody, ZooMAb<sup>®</sup> Rabbit Monoclonal

**Synonym(s):** ADP-ribosyltransferase diphtheria toxin-like 1, ADPRT 1, ARTD1, DNAADP-ribosyltransferase, EC:2.4.2.30, NAD(+) ADP-ribosyltransferase 1, PARP1, Poly [ADP-ribose] polymerase 1, Poly[ADP-ribose] synthase 1, Protein poly-ADP-ribosyltransferase PARP1

[All](#)

[Photos](#) (15)

Product No.	Clonality	Application	Species Reactivity	Citations	SDS
<b>ZRB1544</b>	2G13, monoclonal recombinant monoclonal	FACS, ICC, IHC (p), WB	human		 




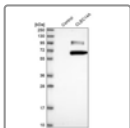
## Anti-CLEC10A antibody produced in rabbit

**Synonym(s):** Anti-C-type lectin domain family 10 member A, Anti-C-type lectin superfamily member 14, Anti-CD301 antigen, Anti-Macrophage lectin 2

[All](#)

[Photos](#) (5)


Product No.	Clonality	Application	Species Reactivity	Citations	SDS
<b>HPA021937</b>	polyclonal	IHC	human	2	

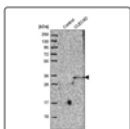


## Anti-CLEC14A antibody produced in rabbit

**Synonym(s):** Anti-C-type lectin domain family 14, member A, Anti-C14orf27

[All Photos](#) (6)

Product No.	Clonality	Application	Species Reactivity	Citations	SDS
<b>HPA039468</b>	polyclonal	IF, IHC	human		




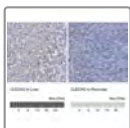
## Anti-CLEC4D antibody produced in rabbit

**Synonym(s):** Anti-C-type lectin domain family 4 member D antibody produced in rabbit, Anti-C-type lectin superfamily member 8 antibody produced in rabbit, Anti-C-type lectin-like receptor 6 antibody produced in rabbit, Anti-CLEC-6 antibody produced in rabbit

[All](#)

[Photos](#) (6)


Product No.	Clonality	Application	Species Reactivity	Citations	SDS
<b>HPA004906</b>	polyclonal	IHC	human	2	

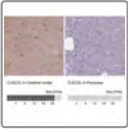


## Anti-CLEC4G antibody produced in rabbit

**Synonym(s):** Anti-C-type lectin domain family 4 member G

## All Photos (5)


Product No.	Clonality	Application	Species Reactivity	Citations	SDS
<a href="#">HPA014044</a>	polyclonal	IHC	human	3	

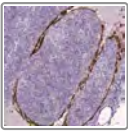


### Anti-CLEC2L antibody produced in rabbit

**Synonym(s):** Anti-C-Type Lectin Domain Family 2, Member L, Anti-FLJ32986

## All Photos (3)


Product No.	Clonality	Application	Species Reactivity	Citations	SDS
<a href="#">HPA045050</a>	polyclonal	IHC	human		

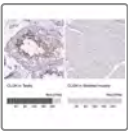


### Anti-CLEC4M antibody produced in rabbit

**Synonym(s):** Anti-C-type lectin domain family 4, member M, Anti-CD209L, Anti-CD299, Anti-DC-SIGN2, Anti-DC-SIGNR


## All Photos (2)

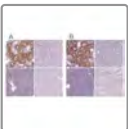
Product No.	Clonality	Application	Species Reactivity	Citations	SDS
<a href="#">HPA042661</a>	polyclonal	IHC	human		



### Anti-CLGN antibody produced in rabbit

## All Photos (3)



Product No.	Clonality	Application	Species Reactivity	Citations	SDS
<a href="#">HPA058627</a>	polyclonal	IHC	human		

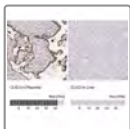


### Anti-CLIC4 antibody produced in rabbit

**Synonym(s):** Anti-Chloride intracellular channel protein 4, Anti-Intracellular chloride ion channel protein p64H1

## All Photos (13)

Product No.	Clonality	Application	Species Reactivity	Citations	SDS
<a href="#">HPA060804</a>	polyclonal	IHC	human		
<a href="#">HPA008019</a>	polyclonal	IHC	human	8	




## Anti-CLIC3 antibody produced in rabbit

**Synonym(s):** Anti-Chloride intracellular channel protein 3 antibody produced in rabbit

[All Photos](#) (7)

Product No.	Clonality	Application	Species Reactivity	Citations	SDS
<a href="#">HPA005963</a>	polyclonal	IF, IHC	human	3	

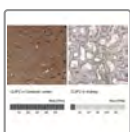


## Anti-CLINT1 antibody produced in rabbit

**Synonym(s):** Anti-Clathrin interactor 1, Anti-Clint, Anti-Enth, Anti-Epnr, Anti-Kiaa0171

[All Photos](#) (6)

Product No.	Clonality	Application	Species Reactivity	Citations	SDS
<a href="#">HPA056947</a>	polyclonal	IHC, WB	human		
<a href="#">HPA043280</a>	polyclonal	IF, IHC	rat, mouse, human		

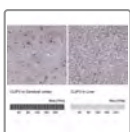


## Anti-CLIP2 antibody produced in rabbit

**Synonym(s):** Anti-CAP-Gly domain-containing linker protein 2, Anti-CLIP-115, Anti-CYLN2 antibody produced in rabbit, Anti-Cytoplasmic linker protein 115, Anti-Cytoplasmic linker protein 2, Anti-Williams-Beuren syndrome chromosomal region 4 protein

[All Photos](#) (4)

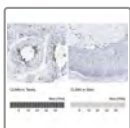
Product No.	Clonality	Application	Species Reactivity	Citations	SDS
<a href="#">HPA020430</a>	polyclonal	IHC	human	3	



## Anti-CLIP3 antibody produced in rabbit

[All Photos](#) (3)


Product No.	Clonality	Application	Species Reactivity	Citations	SDS
<a href="#">HPA079430</a>	polyclonal	IF, IHC	human		




## Anti-CLMN antibody produced in rabbit

**Synonym(s):** Anti-Calmin, Anti-Calponin-like transmembrane domain protein

[All Photos](#) (6)


Product No.	Clonality	Application	Species Reactivity	Citations	SDS
<a href="#">HPA012634</a>	polyclonal	IF, IHC	human	1	



### Anti-CLN5 antibody produced in rabbit

**Synonym(s):** Anti-Ceroid-Lipofuscinosis, Neuronal 5

[All Photos](#) (5)



Product No.	Clonality	Application	Species Reactivity	Citations	SDS
<a href="#">HPA041788</a>	polyclonal	IHC	human		




### Anti-CLPB antibody produced in rabbit

**Synonym(s):** Anti-FLJ13152, Anti-HSP78, Anti-SKD3, Anti-ClpB caseinolytic peptidase B homolog (*E. coli*)

[All Photos](#) (12)


Product No.	Clonality	Application	Species Reactivity	Citations	SDS
<a href="#">HPA039005</a>	polyclonal	IHC	human	1	
<a href="#">HPA039006</a>	polyclonal	IHC	human	6	

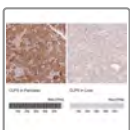


### Anti-CLPP antibody produced in rabbit

**Synonym(s):** Anti-Endopeptidase Clp antibody produced in rabbit, Anti-Putative ATP-dependent Clp protease proteolytic subunit, mitochondrial precursor antibody produced in rabbit

[All Photos](#) (7)


Product No.	Clonality	Application	Species Reactivity	Citations	SDS
<a href="#">HPA010649</a>	polyclonal	IF, IHC	human, mouse, rat	9	



### Anti-CLPS antibody produced in rabbit

**Synonym(s):** Anti-Colipase

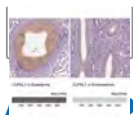
[All Photos](#) (4)

Product No.	Clonality	Application	Species Reactivity	Citations	SDS
<a href="#">HPA010512</a>	polyclonal	IHC	human	6	



### Anti-CLPSL1 antibody produced in rabbit






tos (3)

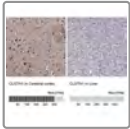
Product No.	Clonality	Application	Species Reactivity	Citations	SDS
<b>HPA073155</b>	polyclonal	IHC	human		

**All Photos** (5)

### Anti-CLRN3 antibody produced in rabbit


**Synonym(s):** Anti-Clarín-3, Anti-Transmembrane protein 12, Anti-Usher syndrome type-3A-like protein 1

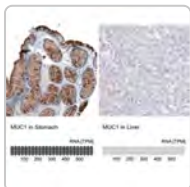
Product No.	Clonality	Application	Species Reactivity	Citations	SDS
<b>HPA014482</b>	polyclonal	IHC	human		



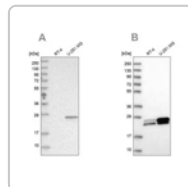
### Anti-CLSTN1 antibody produced in rabbit

**All Photos** (3)

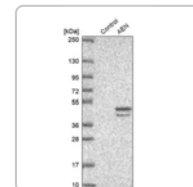
Product No.	Clonality	Application	Species Reactivity	Citations	SDS
<b>HPA077705</b>	polyclonal	IF, IHC	human		



Sigma-Aldrich  
**AMAB91533**  
Monoclonal  
Anti-MUC1...



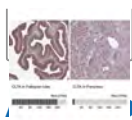
Sigma-Aldrich  
**HPA028118**  
Anti-GUK1



Sigma-Aldrich  
**HPA0485**  
Anti-AEN  
antibody.



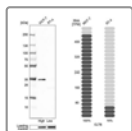
### Anti-CLTA antibody produced in rabbit



**Synonym(s):** Anti-Lca

**Photos** (9)

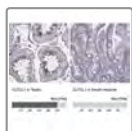
Product No.	Clonality	Application	Species Reactivity	Citations	SDS
<b>HPA054667</b>	polyclonal	IHC	human		
<b>HPA050918</b>	polyclonal	IHC	human	2	



### Anti-CLTB antibody produced in rabbit

**All Photos** (2)

Product No.	Clonality	Application	Species Reactivity	Citations	SDS
<b>HPA036458</b>	polyclonal	IF	human		



### Anti-CLTCL1 antibody produced in rabbit

**All Photos** (3)

Product No.	Clonality	Application	Species Reactivity	Citations	SDS
<b>HPA075327</b>	polyclonal	IF, IHC	human		



### Anti-CLU antibody produced in rabbit

**All Photos** (3)

Product No.	Clonality	Application	Species Reactivity	Citations	SDS
<b>HPA000572</b>	polyclonal	IHC	human	1	



### Anti-Clusterin $\alpha$ chain Antibody, clone 41D ZooMAb<sup>®</sup> Mouse Monoclonal

**All Photos** (13)



Product No.	Clonality	Application	Species Reactivity	Citations	SDS
<b>ZMS1049</b>	41D, recombinant	IF, IHC (p),	human		

Product No.	Clonality	Application	Species Reactivity	Citations	SDS
	monoclonal	WB			



## Anti-Clusterin Antibody, clone 2F23 ZooMAb<sup>®</sup> Rabbit Monoclonal

[All Photos](#) (10)


Product No.	Clonality	Application	Species Reactivity	Citations	SDS
<b>ZRB1334</b>	2F23, recombinant monoclonal	FACS, IHC (p), WB	human		 

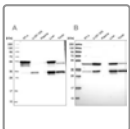


## Anti-CLVS1 antibody produced in rabbit

**Synonym(s):** Anti-C6orf212L, Anti-CRALBPL, Anti-MGC34646, Anti-RLBP1L1, Anti-clavesin 1

[All Photos](#) (2)


Product No.	Clonality	Application	Species Reactivity	Citations	SDS
<b>HPA053869</b>	polyclonal	IHC	human		



## Anti-CLYBL antibody produced in rabbit

**Synonym(s):** Anti-Citrate lyase  $\beta$  like, Anti-Clb


[All Photos](#) (2)


Product No.	Clonality	Application	Species Reactivity	Citations	SDS
<b>HPA040691</b>	polyclonal		human, mouse		



## Anti-CMA1 antibody produced in rabbit

[All Photos](#) (6)

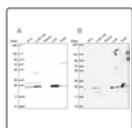
Product No.	Clonality	Application	Species Reactivity	Citations	SDS
<b>HPA052634</b>	polyclonal	IHC	human	1	



## Anti-CMIP antibody produced in rabbit

[All Photos](#) (5)

Product No.	Clonality	Application	Species Reactivity	Citations	SDS
<a href="#">HPA054424</a>	polyclonal	IF	human		
<a href="#">HPA066710</a>	polyclonal	IHC	human		

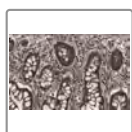


## Anti-CMPK1 antibody produced in rabbit

**Synonym(s):** Anti-CMPK, Anti-UMP-CMPK

[All Photos](#) (8)

Product No.	Clonality	Application	Species Reactivity	Citations	SDS
<a href="#">HPA058604</a>	polyclonal	IHC	human	4	
<a href="#">HPA053730</a>	polyclonal	IF, IHC	human	4	



## Anti-CMPK2 Antibody, clone 1M13 ZooMAb<sup>®</sup> Rabbit Monoclonal

[All Photos](#) (9)

Product No.	Clonality	Application	Species Reactivity	Citations	SDS
<a href="#">ZRB1064</a>	1M13, recombinant monoclonal	FACS, IHC (p), WB	human		



## Anti-CMTM5 antibody produced in rabbit

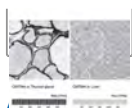
**Synonym(s):** Anti-CKLF-like MARVEL transmembrane domain containing 5, Anti-CKLFSF5, Anti-FLJ37521

[All Photos](#) (8)

Product No.	Clonality	Application	Species Reactivity	Citations	SDS
<a href="#">HPA052338</a>	polyclonal	IF, IHC	human		



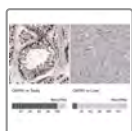
## Anti-CMTM4 antibody produced in rabbit



**Synonym(s):** Anti-CKLF-like MARVEL transmembrane domain-containing protein 4, Anti-Chemokine-like factor superfamily member 4, Anti-Chemokine-like factor superfamily member 4

## Photos (10)

Product No.	Clonality	Application	Species Reactivity	Citations	SDS
<a href="#">HPA023890</a>	polyclonal	IF, IHC	human	5	
<a href="#">HPA014704</a>	polyclonal	IF, IHC	human	5	



## Anti-CMTR1 antibody produced in rabbit

### All Photos (21)

Product No.	Clonality	Application	Species Reactivity	Citations	SDS
<a href="#">HPA029954</a>	polyclonal	IF, IHC	human	1	
<a href="#">HPA029979</a>	polyclonal	IF, IHC	rat, mouse, human	2	
<a href="#">HPA029980</a>	polyclonal	IF, IHC	rat, human, mouse		



## Anti-CMYA5 antibody produced in rabbit

### All Photos (3)

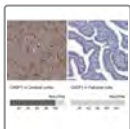
Product No.	Clonality	Application	Species Reactivity	Citations	SDS
<a href="#">HPA077831</a>	polyclonal	IF, IHC	human		



## Anti-CNBP Antibody, clone 1117 ZooMAb<sup>®</sup> Rabbit Monoclonal

### All Photos (9)

Product No.	Clonality	Application	Species Reactivity	Citations	SDS
<a href="#">ZRB2278</a>	1117, recombinant monoclonal	ICC, IP, WB, affinity binding assay	human, mouse, rat		



## Anti-CNDP1 antibody produced in rabbit

**Synonym(s):** Anti-Beta-Ala-His dipeptidase precursor, Anti-CNDP dipeptidase 1, Anti-Carnosine dipeptidase 1, Anti-Glutamate carboxypeptidase-like protein 2, Anti-Serum carnosinase

**All**

**Photos** (7)

Product No.	Clonality	Application	Species Reactivity	Citations	SDS
<b>HPA008933</b>	polyclonal	IHC	human	5	
<b>HPA073283</b>	polyclonal	IF, IHC, WB	human		

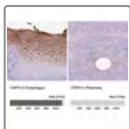


## Anti-CNDP2 antibody produced in rabbit

**Synonym(s):** Anti-CN2, Anti-CPGL, Anti-FLJ10830, Anti-HsT2298, Anti-PEPA

**All Photos** (12)

Product No.	Clonality	Application	Species Reactivity	Citations	SDS
<b>HPA036898</b>	polyclonal	IF, IHC	human		
<b>HPA036899</b>	polyclonal	IF, IHC	human		



## Anti-CNFN antibody produced in rabbit

**Synonym(s):** Anti-PLAC8L2, Anti-cornifelin

**All Photos** (3)

Product No.	Clonality	Application	Species Reactivity	Citations	SDS
<b>HPA049073</b>	polyclonal	IHC	human		



## Anti-CNKS1R1 Antibody, clone 4B7 ZooMAb<sup>®</sup> Rabbit Monoclonal

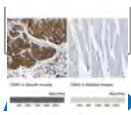
**All**

**Photos** (10)

Product No.	Clonality	Application	Species Reactivity	Citations	SDS
<b>ZRB1210</b>	4B7, recombinant monoclonal	ICC, IHC (p), WB	mouse, human		



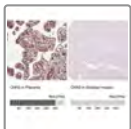
## Anti-CNN1 antibody produced in rabbit



**Synonym(s):** Anti-Basic calponin, Anti-Calponin H1, smooth muscle, Anti-Calponin-1

[Photos](#) (5)

Product No.	Clonality	Application	Species Reactivity	Citations	SDS
<a href="#">HPA014263</a>	polyclonal	IHC	mouse, rat, human	4	



### Anti-CNN3 antibody produced in rabbit

[All Photos](#) (7)

Product No.	Clonality	Application	Species Reactivity	Citations	SDS
<a href="#">HPA051237</a>	polyclonal	IF, IHC	human		



### Anti-CNNM4 antibody produced in rabbit

**Synonym(s):** Anti-Ancient conserved domain- containing protein 4, Anti-Cyclin-M4, Anti-Metal transporter CNNM4

[All Photos](#) (3)

Product No.	Clonality	Application	Species Reactivity	Citations	SDS
<a href="#">HPA017732</a>	polyclonal	IHC	human	5	




### Anti-CNP antibody produced in rabbit

**Synonym(s):** Anti-2',3'-cyclic-nucleotide 3'-phosphodiesterase, Anti-CNP, Anti-CNPase

[All Photos](#) (24)

Product No.	Clonality	Application	Species Reactivity	Citations	SDS
<a href="#">HPA023278</a>	polyclonal	IHC	human	4	
<a href="#">HPA023266</a>	polyclonal	IF, IHC	human	7	
<a href="#">HPA023280</a>	polyclonal	IF, IHC	human	5	
<a href="#">HPA023338</a>	polyclonal	IHC	human, mouse	4	





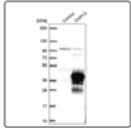
### Anti-CNPase Antibody, clone 3N12 ZoomAb<sup>®</sup> Rabbit Monoclonal

**Synonym(s):** 2', 3'-cyclic-nucleotide 3'-phosphodiesterase, CNP, EC:3.1.4.37



**All**  
**Photos** (11)


Product No.	Description	SDS
<b>ZRB1133</b>	recombinant, expressed in HEK 293 cells	 

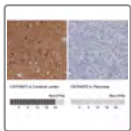


**Anti-CNPY3 antibody produced in rabbit**

**Synonym(s):** Anti-CTG repeat protein 4a, Anti-Expanded repeat-domain protein CAG/CTG 5, Anti-Protein canopy homolog 3 precursor, Anti-Trinucleotide repeat-containing gene 5 protein

**All**  
**Photos** (3)


Product No.	Clonality	Application	Species Reactivity	Citations	SDS
<b>HPA016560</b>	polyclonal	IHC	human	1	



**Anti-CNTNAP2 antibody produced in rabbit**



**Synonym(s):** Anti-Cell recognition molecule Caspr2 antibody produced in rabbit, Anti-Contactin-associated protein-like 2 precursor antibody produced in rabbit

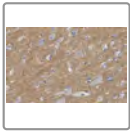
**All**  
**Photos** (6)

Product No.	Clonality	Application	Species Reactivity	Citations	SDS
<b>HPA002739</b>	polyclonal	IHC	human	3	

## All Photos (5) **Anti-CNTNAP4 antibody produced in rabbit**



**Synonym(s):** Anti-CASPR4, Anti-KIAA1763, Anti-contactin associated protein-like 4

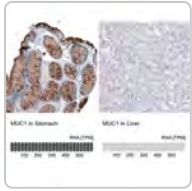
Product No.	Clonality	Application	Species Reactivity	Citations	SDS
<b>HPA057342</b>	polyclonal		human		
<b>HPA031859</b>	polyclonal	IHC	human		



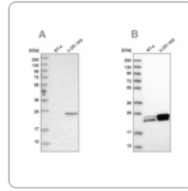
## **Anti-CNTNAP2 Antibody, clone 2D17 ZooMAb<sup>®</sup> Rabbit Monoclonal**

### All Photos (8)

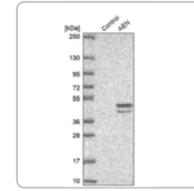
Product No.	Clonality	Application	Species Reactivity	Citations	SDS
<b>ZRB1079</b>	2D17, recombinant monoclonal monoclonal	IHC (p), WB, affinity binding assay	rat, human	 	



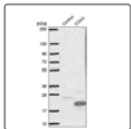
Sigma-Aldrich  
**AMAB91533**  
 Monoclonal  
 Anti-MUC1...



Sigma-Aldrich  
**HPA028118**  
 Anti-GUK1



Sigma-Aldrich  
**HPA0485**  
 Anti-AEN  
 antibody.

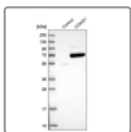


### Anti-COA3 antibody produced in rabbit

**Synonym(s):** Anti-APOJ, Anti-APOLIII, Anti-CCDC56, Anti-CG12-1, Anti-CLI, Anti-HSPC009, Anti-KUB1, Anti-SGP-2, Anti-SP-40, Anti-TRPM-2, Anti-coiled-coil domain containing 56

**All**  
**Photos** (6)

Product No.	Clonality	Application	Species Reactivity	Citations	SDS
<b>HPA031966</b>	polyclonal	IF, IHC	human	3	



### Anti-COASY antibody produced in rabbit

**Synonym(s):** Anti-Bifunctional coenzyme A synthase, Anti-CoA synthase, Anti-DPCK, Anti-DPCOAK, Anti-NBP, Anti-POV-2, Anti-PPAT, Anti-Pantetheine-phosphate adenylyltransferase

**All**  
**Photos** (3)

Product No.	Clonality	Application	Species Reactivity	Citations	SDS
<b>HPA023273</b>	polyclonal	IF, IHC	human	2	

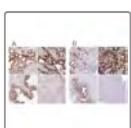


### Anti-COBL antibody produced in rabbit

**Synonym(s):** Anti-Protein cordon-bleu

**All Photos** (18)



Product No.	Clonality	Application	Species Reactivity	Citations	SDS
<b>HPA019033</b>	polyclonal	IHC	human	5	
<b>HPA019167</b>	polyclonal	IF, IHC	human	5	



### Anti-COBLL1 antibody produced in rabbit

**Synonym(s):** Anti-KIAA0977



## All Photos (14)

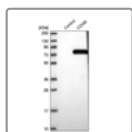
Product No.	Clonality	Application	Species Reactivity	Citations	SDS
<a href="#">HPA044933</a>	polyclonal	IF, IHC	human		
<a href="#">HPA053344</a>	polyclonal	IHC	human		



### Anti-Cofilin-1 Antibody, clone 1C18 ZooMAb<sup>®</sup> Rabbit Monoclonal

## All Photos (10)


Product No.	Clonality	Application	Species Reactivity	Citations	SDS
<a href="#">ZRB1559</a>	1C18, recombinant monoclonal	IHC (p), WB, affinity binding assay	mouse, rat, human	 	

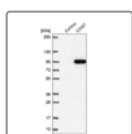


### Anti-COG6 antibody produced in rabbit

**Synonym(s):** Anti-Cod2, Anti-Component of oligomeric golgi complex 6, Anti-Kiaa1134

## All Photos (3)


Product No.	Clonality	Application	Species Reactivity	Citations	SDS
<a href="#">HPA040441</a>	polyclonal	IF, IHC	human		



### Anti-COG7 antibody produced in rabbit

**Synonym(s):** Anti-component of oligomeric golgi complex 7

## All Photos (3)



Product No.	Clonality	Application	Species Reactivity	Citations	SDS
<a href="#">HPA040758</a>	polyclonal	IF, IHC	human		



### Anti-COL15A1 antibody produced in rabbit

**Synonym(s):** Anti-Collagen alpha-1(XV) chain precursor

## All Photos (13)


Product No.	Clonality	Application	Species Reactivity	Citations	SDS
<a href="#">HPA017915</a>	polyclonal	IHC	human	4	
<a href="#">HPA017913</a>	polyclonal	IF, IHC	human	6	

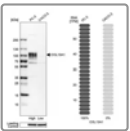


### Anti-COL8A1 antibody produced in rabbit

**Synonym(s):** Anti-C3orf7, Anti-MGC9568, Anti-collagen, type VIII, alpha 1

[All Photos](#) (3)


Product No.	Clonality	Application	Species Reactivity	Citations	SDS
<a href="#">HPA053107</a>	polyclonal	IHC	human	7	



### Anti-COL13A1 antibody produced in rabbit

**Synonym(s):** Anti-collagen, type XIII, alpha 1

[All Photos](#) (5)


Product No.	Clonality	Application	Species Reactivity	Citations	SDS
<a href="#">HPA050392</a>	polyclonal	IHC	human		



### Anti-COL12A1 antibody produced in rabbit

**Synonym(s):** Anti-Collagen alpha-1(XII) chain precursor

[All Photos](#) (5)



Product No.	Clonality	Application	Species Reactivity	Citations	SDS
<a href="#">HPA009143</a>	polyclonal	IHC	human	5	



### Anti-COL6A1 antibody produced in rabbit


**Synonym(s):** Anti-collagen, type VI,  $\alpha$  1, Anti-Collagen alpha-1(VI) chain precursor

[All Photos](#) (9)

Product No.	Clonality	Application	Species Reactivity	Citations	SDS
<a href="#">HPA029401</a>	polyclonal	IHC	human		
<a href="#">HPA019142</a>	polyclonal	IF, IHC	human	2	




### Anti-COL3A1 antibody produced in rabbit



**Synonym(s):** Anti-Collagen  $\alpha$ -1(III) chain precursor antibody produced in rabbit

[Photos](#) (5)

Product No.	Clonality	Application	Species Reactivity	Citations	SDS
<a href="#">HPA007583</a>	polyclonal	IHC	human	5	

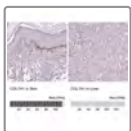


### Anti-COL17A1 antibody produced in rabbit

**Synonym(s):** Anti-BP180, Anti-BPAG2, Anti-Collagen, Type XVII, Alpha 1

[All Photos](#) (11)

Product No.	Clonality	Application	Species Reactivity	Citations	SDS
<a href="#">HPA052963</a>	polyclonal	IHC	human		
<a href="#">HPA043673</a>	polyclonal	IHC	human	7	



### Anti-COL7A1 antibody produced in rabbit

**Synonym(s):** Anti-EBD1, Anti-EBDCT, Anti-EBR1

[All Photos](#) (5)

Product No.	Clonality	Application	Species Reactivity	Citations	SDS
<a href="#">HPA042420</a>	polyclonal	IHC	human	7	



### Anti-COL6A2 antibody produced in rabbit

**Synonym(s):** Anti-Collagen  $\alpha$ -2(VI) chain precursor antibody produced in rabbit

[All Photos](#) (16)


Product No.	Clonality	Application	Species Reactivity	Citations	SDS
<a href="#">HPA038799</a>	polyclonal	IHC	human		
<a href="#">HPA007029</a>	polyclonal	IHC	human	4	
<a href="#">HPA030920</a>	polyclonal	IHC	human		

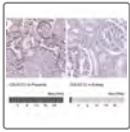


### Anti-COL6A3 antibody produced in rabbit

**Synonym(s):** Anti-Collagen  $\alpha$ -3(VI) chain precursor antibody produced in rabbit

[All Photos](#) (4)


Product No.	Clonality	Application	Species Reactivity	Citations	SDS
<b>HPA010080</b>	polyclonal	IHC	human	7	

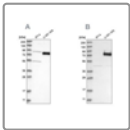


### Anti-COLEC12 antibody produced in rabbit

**Synonym(s):** Anti-CL-P1, Anti-SCARA4, Anti-SRCL

[All Photos](#) (3)



Product No.	Clonality	Application	Species Reactivity	Citations	SDS
<b>HPA047917</b>	polyclonal	IHC	human	1	




### Anti-COLGALT2 antibody produced in rabbit

**Synonym(s):** Anti-C1orf17, Anti-GLT25D2, Anti-KIAA0584, Anti-MGC117402, Anti-glycosyltransferase 25 domain containing 2




[All Photos](#) (7)

Product No.	Clonality	Application	Species Reactivity	Citations	SDS
<b>HPA031750</b>	polyclonal	IHC	mouse, human, rat		
<b>HPA031749</b>	polyclonal	IF, IHC	human, mouse, rat		



### Anti-Collagen IV $\alpha$ 2 Antibody, clone 1D9 ZooMAb<sup>®</sup> Rabbit Monoclonal



[All Photos](#) (6)

Product No.	Clonality	Application	Species Reactivity	Citations	SDS
<b>ZRB2657</b>	recombinant monoclonal	ICC, IHC, WB, affinity binding assay	human		  



### Anti-Collagen Type II Antibody, clone 1K11 ZooMAb<sup>®</sup> Rabbit Monoclonal



[All Photos](#) (12)

Product No.	Clonality	Application	Species Reactivity	Citations	SDS
<b>ZRB1201</b>	1K11, recombinant monoclonal	ELISA, FACS, ICC, IHC, WB	human, chicken	 	



### **Anti-Collagen Type III Antibody, clone 3N18 ZooMAb<sup>®</sup> Rabbit Monoclonal**



**All Photos** (9)

Product No.	Clonality	Application	Species Reactivity	Citations	SDS
<b>ZRB1167</b>	3N18, recombinant monoclonal	ELISA, IHC (p), WB, affinity binding assay	human	 	



### **Anti-Collagen Type VII Antibody, clone 1E5 ZooMAb<sup>®</sup> Rabbit Monoclonal**



**All Photos** (16)

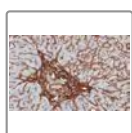
Product No.	Clonality	Application	Species Reactivity	Citations	SDS
<b>ZRB1507</b>	1E5, recombinant monoclonal	ICC, IHC (p), WB	mouse, human	 	



### **Anti-Collagen Type VII Antibody, clone NP32 ZooMAb<sup>®</sup> Mouse Monoclonal**

**All Photos** (13)



Product No.	Clonality	Application	Species Reactivity	Citations	SDS
<b>ZMS1158</b>	NP32, recombinant monoclonal	ICC, IF, IHC, WB	human	 	

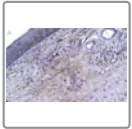


### **Anti-Collagen VI Antibody, clone 1N10 ZooMAb<sup>®</sup> Rabbit Monoclonal**





**All Photos** (13)

Product No.	Clonality	Application	Species Reactivity	Citations	SDS
<b>ZRB1999</b>	1N10, recombinant monoclonal	IF, IHC, WB, affinity binding assay	human, mouse, rat	 	



**Anti-Collagen X  $\alpha$ 1 Antibody, clone 104 ZooMAb<sup>®</sup> Rabbit Monoclonal**




**All Photos** (10)


Product No.	Clonality	Application	Species Reactivity	Citations	SDS
<b>ZRB1534</b>	1O4, recombinant monoclonal	IHC (p), WB, affinity binding assay	human	 	



**Anti-Collectin-11 Antibody, clone 115-H2 ZooMAb<sup>®</sup> Rabbit Monoclonal**

**All Photos** (6)


Product No.	Clonality	Application	Species Reactivity	Citations	SDS
<b>ZRB2800</b>	recombinant monoclonal	IF, IHC, WB, affinity binding assay	human	  	



**Anti-COMMD9 antibody produced in rabbit**


**Synonym(s):** Anti-COMM domain-containing protein 9

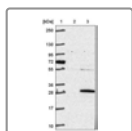
**All Photos** (3)

Product No.	Clonality	Application	Species Reactivity	Citations	SDS
<b>HPA009142</b>	polyclonal	IF, IHC	human	3	

**All Photos (3) Anti-COMMD8 antibody produced in rabbit**

**Synonym(s):** Anti-COMM domain containing 8, Anti-FLJ20502


Product No.	Clonality	Application	Species Reactivity	Citations	SDS
<b>HPA035887</b>	polyclonal	IF, IHC	human	1	

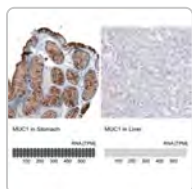


**Anti-COMMD3 antibody produced in rabbit**

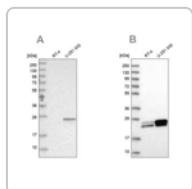
**Synonym(s):** Anti-BUP, Anti-C10orf8, Anti-COMM domain containing 3

**All Photos (6)**

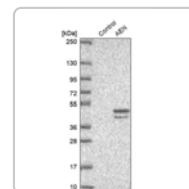
Product No.	Clonality	Application	Species Reactivity	Citations	SDS
<b>HPA036584</b>	polyclonal	IHC	human	2	



**Sigma-Aldrich**  
**AMAB91533**  
**Monoclonal**  
**Anti-MUC1...**



**Sigma-Aldrich**  
**HPA028118**  
**Anti-GUK1**



**Sigma-Aldrich**  
**HPA0485**  
**Anti-AEN**  
**antibody.**

[View Price and Availability](#)




[View Price and Availability](#)

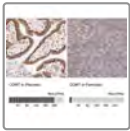
[View Price and Availat](#)



**Anti-Complement C3 Antibody, clone 1D19 ZooMAb® Rabbit Monoclonal**

[All Photos](#) (7)


Product No.	Clonality	Application	Species Reactivity	Citations	SDS
<b>ZRB2418</b>	recombinant monoclonal	ICC, IHC, WB, affinity binding assay	human	  	

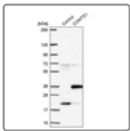


### Anti-COMT antibody produced in rabbit

**Synonym(s):** Anti-Catechol O-methyltransferase antibody produced in rabbit

[All Photos](#) (5)


Product No.	Clonality	Application	Species Reactivity	Citations	SDS
<b>HPA001169</b>	polyclonal	IHC	rat, human	4	



### Anti-COMTD1 antibody produced in rabbit

**Synonym(s):** Anti-Catechol-o-methyltransferase domain containing 1, Anti-FIj23841



[All Photos](#) (3)

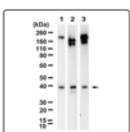
Product No.	Clonality	Application	Species Reactivity	Citations	SDS
<b>HPA042165</b>	polyclonal	IF, IHC, WB	human		



### Anti-Connexin 43 Antibody, clone 5H23, ZooMAb<sup>®</sup> Rabbit Monoclonal



[All Photos](#) (14)

Product No.	Clonality	Application	Species Reactivity	Citations	SDS
<b>ZRB1179</b>	5H23, recombinant monoclonal	ICC, IHC (p), WB	mouse, human, rat	 	



### Anti-Connexin-36 Antibody, clone 2D22 ZooMAb<sup>®</sup> Rabbit Monoclonal

[All Photos](#) (7)



Product No.	Clonality	Application	Species Reactivity	Citations	SDS
<b>ZRB2421</b>	2D22, recombinant monoclonal	ELISA, WB, affinity binding assay	bovine, human, rat		 

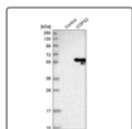


### Anti-COPG1 antibody produced in rabbit

**Synonym(s):** Anti-COPG

[All Photos](#) (6)


Product No.	Clonality	Application	Species Reactivity	Citations	SDS
<b>HPA037867</b>	polyclonal	IHC	human, rat, mouse	1	
<b>HPA037866</b>	polyclonal	IF, IHC	human		



### Anti-COPS2 antibody produced in rabbit

**Synonym(s):** Anti-Alien homolog, Anti-COP9 signalosome complex subunit 2, Anti-JAB1-containing signalosome subunit 2, Anti-SGN2, Anti-Signalosome subunit 2, Anti-TRIP-15, Anti-Thyroid receptor-interacting protein 15

[All Photos](#) (2)


Product No.	Clonality	Application	Species Reactivity	Citations	SDS
<b>HPA016867</b>	polyclonal	IHC	human	3	



### Anti-COQ4 antibody produced in rabbit

**Synonym(s):** Anti-CGI-92, Anti-Coenzyme Q4 Homolog (S. Cerevisiae)

[All Photos](#) (7)


Product No.	Clonality	Application	Species Reactivity	Citations	SDS
<b>HPA042945</b>	polyclonal	IHC	human		





### Anti-COQ3 antibody produced in rabbit

**Synonym(s):** Anti-bA9819.1, Anti-coenzyme Q3 homolog, methyltransferase (S. cerevisiae)

[All Photos](#) (18)


Product No.	Clonality	Application	Species Reactivity	Citations	SDS
<b>HPA031273</b>	polyclonal	IHC	human		

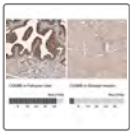
Product No.	Clonality	Application	Species Reactivity	Citations	SDS
<a href="#">HPA031274</a>	polyclonal	IF, IHC	human		



### Anti-COQ2 antibody produced in rabbit

[All Photos](#) (2)




Product No.	Clonality	Application	Species Reactivity	Citations	SDS
<a href="#">HPA056599</a>	polyclonal	IF	human		

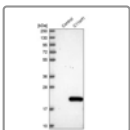


### Anti-COQ8B antibody produced in rabbit

**Synonym(s):** ADCK4, COQ8, FLJ12229, Anti-CGEF2, Anti-COQ8, Anti-FLJ12229, Anti-aarF domain containing kinase 4, Anti-cAMP-GEFII

[All Photos](#) (9)


Product No.	Clonality	Application	Species Reactivity	Citations	SDS
<a href="#">HPA027279</a>	polyclonal	IHC	rat, mouse, human		
<a href="#">HPA027277</a>	polyclonal	IHC	human		
<a href="#">HPA028303</a>	polyclonal	IF	human		

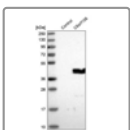


### Anti-C11orf1 antibody produced in rabbit

**Synonym(s):** Anti-FLJ23499, Anti-UPF0686 protein C11orf1

[All Photos](#) (3)



Product No.	Clonality	Application	Species Reactivity	Citations	SDS
<a href="#">HPA038410</a>	polyclonal	IF, IHC	human		

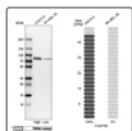


### Anti-C6orf106 antibody produced in rabbit

**Synonym(s):** Anti-DJ391O22.4, Anti-FLJ22195, Anti-Uncharacterized protein C6orf106

[All Photos](#) (5)


Product No.	Clonality	Application	Species Reactivity	Citations	SDS
<a href="#">HPA034490</a>	polyclonal	IF, IHC	human		
<a href="#">HPA034489</a>	polyclonal	IHC	human		

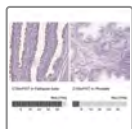


## Anti-C1orf106 antibody produced in rabbit

**Synonym(s):** Anti-FLJ10901, Anti-KIAA0632, Anti-Uncharacterized protein C1orf106

[All Photos](#) (1)


Product No.	Clonality	Application	Species Reactivity	Citations	SDS
<a href="#">HPA027499</a>	polyclonal		human		

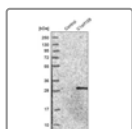


## Anti-C10orf107 antibody produced in rabbit

**Synonym(s):** Anti-Ba63a2.1, Anti-Chromosome 10 open reading frame 107, Anti-Em:ac022398.2, Anti-Mgc44593

[All Photos](#) (3)


Product No.	Clonality	Application	Species Reactivity	Citations	SDS
<a href="#">HPA041398</a>	polyclonal	IHC	human		

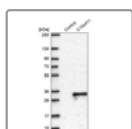


## Anti-C1orf109 antibody produced in rabbit

**Synonym(s):** Anti-Uncharacterized protein C1orf109


[All Photos](#) (3)

Product No.	Clonality	Application	Species Reactivity	Citations	SDS
<a href="#">HPA027127</a>	polyclonal	IF, IHC	human		



## Anti-C10ORF11 antibody produced in rabbit

[All Photos](#) (2)


Product No.	Clonality	Application	Species Reactivity	Citations	SDS
<a href="#">HPA050419</a>	polyclonal	IF, IHC (p), WB	human		





## Anti-C1orf112 antibody produced in rabbit

**Synonym(s):** Anti-Uncharacterized protein C1orf112

[All Photos](#) (10)

Product No.	Clonality	Application	Species Reactivity	Citations	SDS
<a href="#">HPA023778</a>	polyclonal	IHC	human		



Product No.	Clonality	Application	Species Reactivity	Citations	SDS
<b>HPA024451</b>	polyclonal	IF, IHC, WB	human	1	




### Anti-C1orf116 antibody produced in rabbit

**Synonym(s):** Anti-Specifically androgen-regulated gene protein

[All Photos](#) (8)


Product No.	Clonality	Application	Species Reactivity	Citations	SDS
<b>HPA011889</b>	polyclonal	IHC	human	2	
<b>HPA011888</b>	polyclonal	IHC	human	2	

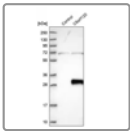


### Anti-C14orf119 antibody produced in rabbit

**Synonym(s):** Anti-Uncharacterized protein C14orf119 antibody produced in rabbit

[All Photos](#) (2)


Product No.	Clonality	Application	Species Reactivity	Citations	SDS
<b>HPA003638</b>	polyclonal	IHC	human	3	




### Anti-C6orf120 antibody produced in rabbit

**Synonym(s):** Anti-BA160E12.4, Anti-UPF0669 protein C6orf120 Precursor

[All Photos](#) (2)


Product No.	Clonality	Application	Species Reactivity	Citations	SDS
<b>HPA039626</b>	polyclonal	IHC	human		

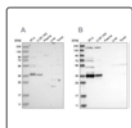


### Anti-C1orf123 antibody produced in rabbit

**Synonym(s):** Anti-Chromosome 1 open reading frame 123, Anti-FIj20580

[All Photos](#) (3)

Product No.	Clonality	Application	Species Reactivity	Citations	SDS
<b>HPA043835</b>	polyclonal	IF, IHC	human		

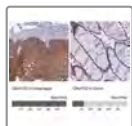


## Anti-C1orf131 antibody produced in rabbit

**Synonym(s):** Anti-DKFZp547B1713, Anti-Uncharacterized protein C1orf131

[All Photos](#) (6)

Product No.	Clonality	Application	Species Reactivity	Citations	SDS
<a href="#">HPA029920</a>	polyclonal	IF, IHC	human		
<a href="#">HPA028452</a>	polyclonal	IF, IHC	human		




## Anti-C6orf132 antibody produced in rabbit

**Synonym(s):** Anti-Ba7k24.2, Anti-Chromosome 6 open reading frame 132

[All Photos](#) (4)


Product No.	Clonality	Application	Species Reactivity	Citations	SDS
<a href="#">HPA044588</a>	polyclonal	IF, IHC	human		



## Anti-C9orf135 antibody produced in rabbit

[All Photos](#) (4)

Product No.	Clonality	Application	Species Reactivity	Citations	SDS
<a href="#">HPA021325</a>	polyclonal	IHC, WB	human	2	
<a href="#">HPA021261</a>	polyclonal	IHC	human	2	

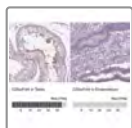


## Anti-C9orf142 antibody produced in rabbit

**Synonym(s):** Anti-Chromosome 9 Open Reading Frame 142

[All Photos](#) (6)


Product No.	Clonality	Application	Species Reactivity	Citations	SDS
<a href="#">HPA045268</a>	polyclonal	IF, IHC	human	2	

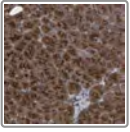


## Anti-C20ORF144 antibody produced in rabbit

[All Photos](#) (3)




Product No.	Clonality	Application	Species Reactivity	Citations	SDS
<a href="#">HPA019029</a>	polyclonal	IHC	human	2	



### **Anti-C9orf16 antibody produced in rabbit**


**Synonym(s):** Anti-UPF0184 protein C9orf16

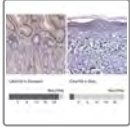
[All Photos](#) (3)

Product No.	Clonality	Application	Species Reactivity	Citations	SDS
<a href="#">HPA020725</a>	polyclonal	IF, IHC, WB	human	3	

**All Photos (2) Anti-C14orf177 antibody produced in rabbit**

**Synonym(s):** Anti-Putative uncharacterized protein C14orf177


Product No.	Clonality	Application	Species Reactivity	Citations	SDS
<b>HPA018091</b>	polyclonal	IHC	human	1	

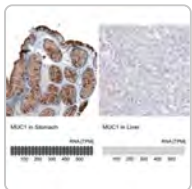


**Anti-C4orf19 antibody produced in rabbit**

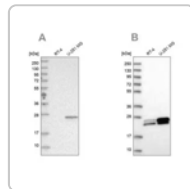
**Synonym(s):** Anti-Chromosome 4 Open Reading Frame 19, Anti-FLJ11017

**All Photos (4)**

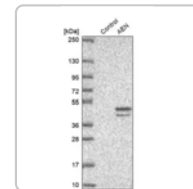
Product No.	Clonality	Application	Species Reactivity	Citations	SDS
<b>HPA043458</b>	polyclonal	IF, IHC	human		



Sigma-Aldrich  
**AMAB91533**  
Monoclonal  
Anti-MUC1...



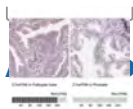
Sigma-Aldrich  
**HPA028118**  
Anti-GUK1



Sigma-Aldrich  
**HPA0485**  
Anti-AEN  
antibody.




**Anti-C1orf194 antibody produced in rabbit**



[Photos](#) (3)

Product No.	Clonality	Application	Species Reactivity	Citations	SDS
<a href="#">HPA049684</a>	polyclonal	IHC	human		

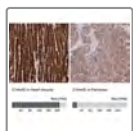


### Anti-C20orf196 antibody produced in rabbit

**Synonym(s):** Anti-FLJ25067, Anti-Uncharacterized protein C20orf196

[All Photos](#) (6)

Product No.	Clonality	Application	Species Reactivity	Citations	SDS
<a href="#">HPA040749</a>	polyclonal	IF	human	1	




### Anti-C14orf2 antibody produced in rabbit

**Synonym(s):** Anti-MP68

[All Photos](#) (4)

Product No.	Clonality	Application	Species Reactivity	Citations	SDS
<a href="#">HPA058978</a>	polyclonal	IF, IHC	human		



### Anti-C1orf21 antibody produced in rabbit

**Synonym(s):** Anti-Cell proliferation-inducing gene 13 protein, Anti-Uncharacterized protein C1orf21

[All Photos](#) (3)

Product No.	Clonality	Application	Species Reactivity	Citations	SDS
<a href="#">HPA026831</a>	polyclonal	IF, IHC	human		



### Anti-C1orf216 antibody produced in rabbit

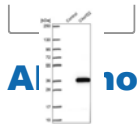
**Synonym(s):** Anti-FLJ38984, Anti-UPF0500 protein C1orf216

[All Photos](#) (5)

Product No.	Clonality	Application	Species Reactivity	Citations	SDS
<a href="#">HPA028299</a>	polyclonal	IHC, WB	human		



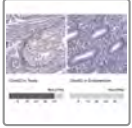
### Anti-C4orf22 antibody produced in rabbit



**Synonym(s):** Anti-Chromosome 4 open reading frame 22

**All Photos** (3)

Product No.	Clonality	Application	Species Reactivity	Citations	SDS
<b>HPA043383</b>	polyclonal	IF, IHC	human		

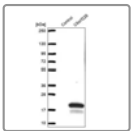


### Anti-C3orf22 antibody produced in rabbit

**Synonym(s):** Anti-MGC34728

**All Photos** (3)

Product No.	Clonality	Application	Species Reactivity	Citations	SDS
<b>HPA059199</b>	polyclonal	IHC	human	1	

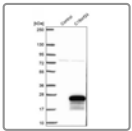


### Anti-C6orf226 antibody produced in rabbit

**Synonym(s):** Anti-Chromosome 6 Open Reading Frame 226, Anti-LOC441150

**All Photos** (3)

Product No.	Clonality	Application	Species Reactivity	Citations	SDS
<b>HPA045350</b>	polyclonal	IF, IHC	human		



### Anti-C19orf24 antibody produced in rabbit

**Synonym(s):** Anti-Uncharacterized membrane protein C19orf24

**All Photos** (2)

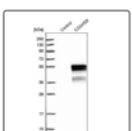
Product No.	Clonality	Application	Species Reactivity	Citations	SDS
<b>HPA047026</b>	polyclonal	IHC	human		



### Anti-C9ORF24 antibody produced in rabbit

**All Photos** (5)


Product No.	Clonality	Application	Species Reactivity	Citations	SDS
<b>HPA053008</b>	polyclonal	IHC	human	3	

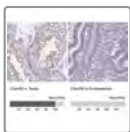


### ANTI-C22orf29 antibody produced in rabbit

**Synonym(s):** Anti-GNB1L

## All Photos (2)


Product No.	Clonality	Application	Species Reactivity	Citations	SDS
<a href="#">HPA001419</a>	polyclonal	IHC	human		




### Anti-C3orf30 antibody produced in rabbit

**Synonym(s):** Anti-FLJ32859

## All Photos (3)


Product No.	Clonality	Application	Species Reactivity	Citations	SDS
<a href="#">HPA062468</a>	polyclonal	IHC	human		

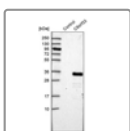


### Anti-C22orf31 antibody produced in rabbit

**Synonym(s):** Anti-Uncharacterized protein C22orf31 antibody produced in rabbit

## All Photos (2)


Product No.	Clonality	Application	Species Reactivity	Citations	SDS
<a href="#">HPA000604</a>	polyclonal	IHC	human		




### Anti-C8orf33 antibody produced in rabbit

**Synonym(s):** Anti-FLJ20989, Anti-UPF0488 protein C8orf33

## All Photos (2)


Product No.	Clonality	Application	Species Reactivity	Citations	SDS
<a href="#">HPA024812</a>	polyclonal	IHC, WB	human	2	

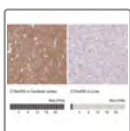


### Anti-C1orf35 antibody produced in rabbit

**Synonym(s):** Anti-Chromosome 1 Open Reading Frame 35, Anti-MGC4174, Anti-MMTAG2

## All Photos (3)


Product No.	Clonality	Application	Species Reactivity	Citations	SDS
<a href="#">HPA046175</a>	polyclonal	IF, IHC	human	1	

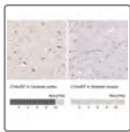


### Anti-C10orf35 antibody produced in rabbit

**Synonym(s):** Anti-Uncharacterized protein C10orf35

## All Photos (3)


Product No.	Clonality	Application	Species Reactivity	Citations	SDS
<a href="#">HPA034591</a>	polyclonal	IHC	human		




### Anti-C14orf37 antibody produced in rabbit

**Synonym(s):** Anti-Uncharacterized protein C14orf37 precursor antibody produced in rabbit


## All Photos (3)


Product No.	Clonality	Application	Species Reactivity	Citations	SDS
<a href="#">HPA001789</a>	polyclonal	IHC	human	1	



### Anti-C2orf40 antibody produced in rabbit

## All Photos (5)


Product No.	Clonality	Application	Species Reactivity	Citations	SDS
<a href="#">HPA008546</a>	polyclonal	IHC	human	7	



### Anti-C15orf40 antibody produced in rabbit

**Synonym(s):** Anti-Chromosome 15 Open Reading Frame 40, Anti-MGC29937

## All Photos (3)


Product No.	Clonality	Application	Species Reactivity	Citations	SDS
<a href="#">HPA042980</a>	polyclonal	IF, IHC	human		

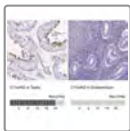


### Anti-C9orf40 antibody produced in rabbit

**Synonym(s):** Anti-Chromosome 9 open reading frame 40, Anti-Flj10110

## All Photos (5)


Product No.	Clonality	Application	Species Reactivity	Citations	SDS
<a href="#">HPA042167</a>	polyclonal	IF, IHC	human		

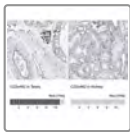


### Anti-C11orf42 antibody produced in rabbit

**Synonym(s):** Anti-MGC34805

## All Photos (3)


Product No.	Clonality	Application	Species Reactivity	Citations	SDS
<a href="#">HPA063404</a>	polyclonal	IHC	human		



### Anti-C22orf42 antibody produced in rabbit

**Synonym(s):** Anti-Uncharacterized protein LOC150297

## All Photos (3)



Product No.	Clonality	Application	Species Reactivity	Citations	SDS
<a href="#">HPA019531</a>	polyclonal	IHC	human		

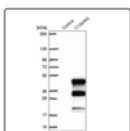


### Anti-C2orf42 antibody produced in rabbit

**Synonym(s):** Anti-FLJ20558, Anti-Uncharacterized protein C2orf42

## All Photos (8)


Product No.	Clonality	Application	Species Reactivity	Citations	SDS
<a href="#">HPA031841</a>	polyclonal	IF, IHC	human		
<a href="#">HPA031842</a>	polyclonal	IHC	human		




### Anti-C12orf43 antibody produced in rabbit

**Synonym(s):** Anti-Chromosome 12 Open Reading Frame 43, Anti-FLJ12448

## All Photos (3)


Product No.	Clonality	Application	Species Reactivity	Citations	SDS
<a href="#">HPA046148</a>	polyclonal	IF, IHC	human		

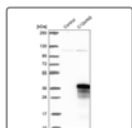


### Anti-C11orf45 antibody produced in rabbit

**Synonym(s):** Anti-FLJ43646, Anti-MGC35558, Anti-Putative uncharacterized protein C11orf45 Precursor

## All Photos (3)

Product No.	Clonality	Application	Species Reactivity	Citations	SDS
<a href="#">HPA039716</a>	polyclonal	IF, IHC	human		

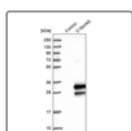


### Anti-C12orf45 antibody produced in rabbit

**Synonym(s):** Anti-MGC40397, Anti-Uncharacterized protein C12orf45

[All Photos](#) (3)

Product No.	Clonality	Application	Species Reactivity	Citations	SDS
<a href="#">HPA038722</a>	polyclonal	IF, IHC	human		

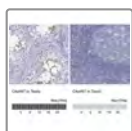


### Anti-C16orf45 antibody produced in rabbit

**Synonym(s):** Anti-Chromosome 16 open reading frame 45, Anti-Flj32618

[All Photos](#) (3)

Product No.	Clonality	Application	Species Reactivity	Citations	SDS
<a href="#">HPA041114</a>	polyclonal	IF, IHC	human		



### Anti-C4ORF47 antibody produced in rabbit

[All Photos](#) (3)



Product No.	Clonality	Application	Species Reactivity	Citations	SDS
<a href="#">HPA063485</a>	polyclonal	IF, IHC	human		

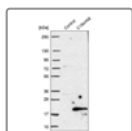


**All Photos** (6)

**Anti-C8orf48 antibody produced in rabbit**

**Synonym(s):** Anti-ALEX3, Anti-FLJ25402, Anti-HOX2, Anti-HOX2F, Anti-Uncharacterized protein C8orf48


Product No.	Clonality	Application	Species Reactivity	Citations	SDS
<b>HPA026107</b>	polyclonal	IF, IHC	human	2	
<b>HPA027440</b>	polyclonal	IF, IHC	human	2	

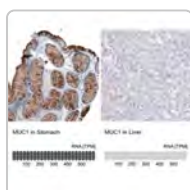


**Anti-C19orf48 antibody produced in rabbit**

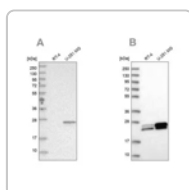
**Synonym(s):** Anti-Chromosome 19 open reading frame 48, Anti-Mgc13170

**All Photos** (6)

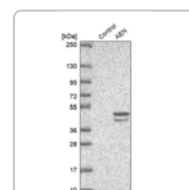
Product No.	Clonality	Application	Species Reactivity	Citations	SDS
<b>HPA042000</b>	polyclonal	IHC	human		



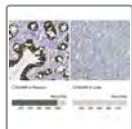
Sigma-Aldrich  
**AMAB91533**  
Monoclonal  
Anti-MUC1...



Sigma-Aldrich  
**HPA028118**  
Anti-GUK1



Sigma-Aldrich  
**HPA0485**  
Anti-AEN  
antibody.




## Anti-C15orf48 antibody produced in rabbit

**Synonym(s):** Anti-NMES1

[All Photos](#) (6)

Product No.	Clonality	Application	Species Reactivity	Citations	SDS
<a href="#">HPA012943</a>	polyclonal	IHC	human	1	

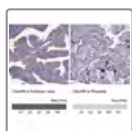


## Anti-C7orf49 antibody produced in rabbit

**Synonym(s):** Anti-Modulator of retrovirus infection homolog

[All Photos](#) (6)

Product No.	Clonality	Application	Species Reactivity	Citations	SDS
<a href="#">HPA020060</a>	polyclonal	IF, IHC	human	2	

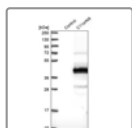


## Anti-C5ORF49 antibody produced in rabbit

**Synonym(s):** Anti-LOC134121, Anti-chromosome 5 open reading frame 49

[All Photos](#) (3)

Product No.	Clonality	Application	Species Reactivity	Citations	SDS
<a href="#">HPA043759</a>	polyclonal	IHC	human		



## Anti-C11orf49 antibody produced in rabbit

**Synonym(s):** Anti-Chromosome 11 open reading frame 49, Anti-Flj22210, Anti-Mgc4707

[All Photos](#) (2)

Product No.	Clonality	Application	Species Reactivity	Citations	SDS
<a href="#">HPA040051</a>	polyclonal	IHC	human	1	



## Anti-C9orf50 antibody produced in rabbit

**Synonym(s):** Anti-Uncharacterized protein C9orf50

[All Photos](#) (3)


Product No.	Clonality	Application	Species Reactivity	Citations	SDS
<a href="#">HPA026743</a>	polyclonal	IHC	human	1	




## Anti-C2orf50 antibody produced in rabbit

**Synonym(s):** Anti-FLJ25143

[All Photos](#) (3)


Product No.	Clonality	Application	Species Reactivity	Citations	SDS
<a href="#">HPA062894</a>	polyclonal	IHC	human		

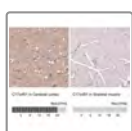


## Anti-C1orf50 antibody produced in rabbit

**Synonym(s):** Anti-MGC955, Anti-Uncharacterized protein C1orf50

[All Photos](#) (2)


Product No.	Clonality	Application	Species Reactivity	Citations	SDS
<a href="#">HPA030236</a>	polyclonal	IHC	human		




## Anti-C17ORF51 antibody produced in rabbit

**Synonym(s):** Anti-FLJ12977, Anti-FLJ31874, Anti-FLJ33618, Anti-chromosome 17 open reading frame 51

[All Photos](#) (4)


Product No.	Clonality	Application	Species Reactivity	Citations	SDS
<a href="#">HPA052106</a>	polyclonal	IF, IHC	human		

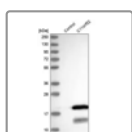


## Anti-C1orf52 antibody produced in rabbit

**Synonym(s):** Anti-FLJ44982, Anti-UPF0690 protein C1orf52 (BCL10-associated gene protein), Anti-gm117

[All Photos](#) (3)



Product No.	Clonality	Application	Species Reactivity	Citations	SDS
<a href="#">HPA036072</a>	polyclonal	IF, IHC	human		

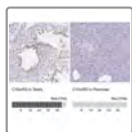


## Anti-C11orf52 antibody produced in rabbit

**Synonym(s):** Anti-FLJ25219, Anti-MGC14839, Anti-Uncharacterized protein C11orf52

[All Photos](#) (6)


Product No.	Clonality	Application	Species Reactivity	Citations	SDS
<a href="#">HPA038387</a>	polyclonal	IF, IHC	human		
<a href="#">HPA038388</a>	polyclonal	IF, IHC	human		

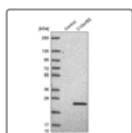


### Anti-C10orf53 antibody produced in rabbit

**Synonym(s):** Anti-Em:AC069546.1, Anti-UPF0728 protein C10orf53

[All Photos](#) (4)


Product No.	Clonality	Application	Species Reactivity	Citations	SDS
<a href="#">HPA037951</a>	polyclonal	IHC	human		



### Anti-C10orf55 antibody produced in rabbit

**Synonym(s):** Anti-Chromosome 10 Open Reading Frame 55, Anti-bA417O11.3

[All Photos](#) (3)


Product No.	Clonality	Application	Species Reactivity	Citations	SDS
<a href="#">HPA045739</a>	polyclonal	IF, IHC	human		



### Anti-C12orf56 antibody produced in rabbit

**Synonym(s):** Anti-chromosome 12 open reading frame 56



[All Photos](#) (3)

Product No.	Clonality	Application	Species Reactivity	Citations	SDS
<a href="#">HPA056986</a>	polyclonal	IHC	human		



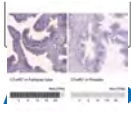
### Anti-C1orf56 antibody produced in rabbit

[All Photos](#) (16)

Product No.	Clonality	Application	Species Reactivity	Citations	SDS
<a href="#">HPA037430</a>	polyclonal	IHC	human		
<a href="#">HPA037429</a>	polyclonal	IHC	human		




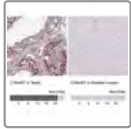
### Anti-C7orf57 antibody produced in rabbit



**Synonym(s):** Anti-Uncharacterized protein C7orf57

[Photos](#) (3)


Product No.	Clonality	Application	Species Reactivity	Citations	SDS
<a href="#">HPA021286</a>	polyclonal	IHC	human	2	

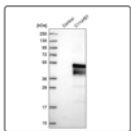


### Anti-C19orf57 antibody produced in rabbit

**Synonym(s):** Anti-Chromosome 19 Open Reading Frame 57, Anti-MGC11271

[All Photos](#) (3)


Product No.	Clonality	Application	Species Reactivity	Citations	SDS
<a href="#">HPA044012</a>	polyclonal	IHC	human		




### Anti-C11orf57 antibody produced in rabbit

**Synonym(s):** Anti-Chromosome 11 open reading frame 57, Anti-Flj10726

[All Photos](#) (4)


Product No.	Clonality	Application	Species Reactivity	Citations	SDS
<a href="#">HPA039892</a>	polyclonal	IF, IHC	human		



### Anti-C16orf58 antibody produced in rabbit

**Synonym(s):** Anti-UPF0420 protein C16orf58


[All Photos](#) (3)

Product No.	Clonality	Application	Species Reactivity	Citations	SDS
<a href="#">HPA024406</a>	polyclonal	IF, IHC	human		



### Anti-C6orf58 antibody produced in rabbit

[All Photos](#) (7)

Product No.	Clonality	Application	Species Reactivity	Citations	SDS
<a href="#">HPA041449</a>	polyclonal	IHC	human		

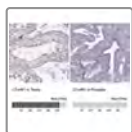


### Anti-C21orf59 antibody produced in rabbit



[Photos](#) (4)

Product No.	Clonality	Application	Species Reactivity	Citations	SDS
<a href="#">HPA018453</a>	polyclonal	IHC	mouse, human, rat	1	



### Anti-C7orf61 antibody produced in rabbit

**Synonym(s):** Anti-IMAGE:4839025

[All Photos](#) (4)

Product No.	Clonality	Application	Species Reactivity	Citations	SDS
<a href="#">HPA060395</a>	polyclonal	IF, IHC	human		

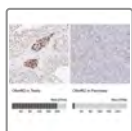


### Anti-C21orf62 antibody produced in rabbit

**Synonym(s):** Anti-B37, Anti-Uncharacterized protein C21orf62

[All Photos](#) (3)

Product No.	Clonality	Application	Species Reactivity	Citations	SDS
<a href="#">HPA016899</a>	polyclonal	IHC	human		




### Anti-C6orf62 antibody produced in rabbit

**Synonym(s):** Anti-CCNB, Anti-DKFZP564G182, Anti-FLJ12619, Anti-Uncharacterized protein C6orf62 (HBV X-transactivated gene 12 protein)

[All Photos](#) (4)

Product No.	Clonality	Application	Species Reactivity	Citations	SDS
<a href="#">HPA030564</a>	polyclonal	IHC	human		



### Anti-C3orf62 antibody produced in rabbit

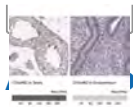
**Synonym(s):** Anti-Chromosome 3 open reading frame 62, Anti-Flj43654

[All Photos](#) (2)


Product No.	Clonality	Application	Species Reactivity	Citations	SDS
<a href="#">HPA043328</a>	polyclonal	IF	human		

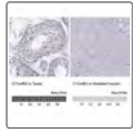


### Anti-C10orf62 antibody produced in rabbit



[Photos](#) (3)


Product No.	Clonality	Application	Species Reactivity	Citations	SDS
<a href="#">HPA072947</a>	polyclonal	IHC	human		

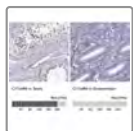


### Anti-C11orf63

**Synonym(s):** FLJ23554

[All Photos](#) (3)


Product No.	Clonality	Application	Species Reactivity	Citations	SDS
<a href="#">HPA077658</a>	polyclonal	IHC	human		




### Anti-C17orf64 antibody produced in rabbit

**Synonym(s):** Anti-Chromosome 17 open reading frame 64


[All Photos](#) (4)

Product No.	Clonality	Application	Species Reactivity	Citations	SDS
<a href="#">HPA044415</a>	polyclonal	IHC	human		





### Anti-C1orf64 antibody produced in rabbit

[All Photos](#) (2)

Product No.	Clonality	Application	Species Reactivity	Citations	SDS
<a href="#">HPA026676</a>	polyclonal	IHC	human	2	

## All Photos (1) **Anti-C12orf65 antibody produced in rabbit**


Product No.	Clonality	Application	Species Reactivity	Citations	SDS
<b>HPA038194</b>	polyclonal		human		

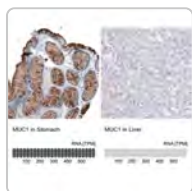


## **Anti-C9orf66 antibody produced in rabbit**

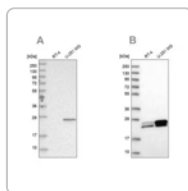
**Synonym(s):** Anti-FLJ31158, Anti-Uncharacterized protein C9orf66

## All Photos (2)

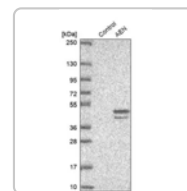
Product No.	Clonality	Application	Species Reactivity	Citations	SDS
<b>HPA035652</b>	polyclonal	IHC, WB	human		



Sigma-Aldrich  
**AMAB91533**  
Monoclonal  
Anti-MUC1...



Sigma-Aldrich  
**HPA028118**  
Anti-GUK1

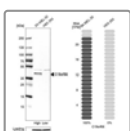


Sigma-Aldric  
**HPA0485**  
Anti-AEN  
antibody.

[View Price and Availability](#)

[View Price and Availability](#)

[View Price and Availat](#)




## **Anti-C19orf66 antibody produced in rabbit**

**Synonym(s):** Anti-Chromosome 19 open reading frame 66, Anti-Flj11286



## All Photos (6)


Product No.	Clonality	Application	Species Reactivity	Citations	SDS
<a href="#">HPA042001</a>	polyclonal	IF, IHC	human	4	

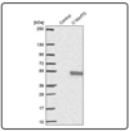


### Anti-C1orf68 antibody produced in rabbit

**Synonym(s):** Anti-Chromosome 1 open reading frame 68, Anti-Lep7

## All Photos (3)


Product No.	Clonality	Application	Species Reactivity	Citations	SDS
<a href="#">HPA040836</a>	polyclonal	IHC	human		

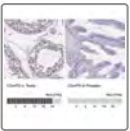


### Anti-C16orf70 antibody produced in rabbit

**Synonym(s):** Anti-C16orf6, Anti-Chromosome 16 open reading frame 70, Anti-Flj12076, Anti-Lin-10, Anti-Lin10

## All Photos (2)


Product No.	Clonality	Application	Species Reactivity	Citations	SDS
<a href="#">HPA041131</a>	polyclonal	IHC	human		

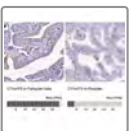


### Anti-C2orf70 antibody produced in rabbit

**Synonym(s):** Anti-LOC339778

## All Photos (4)


Product No.	Clonality	Application	Species Reactivity	Citations	SDS
<a href="#">HPA062453</a>	polyclonal	IF, IHC	human		



### Anti-C11orf70 antibody produced in rabbit

**Synonym(s):** Anti-Chromosome 11 open reading frame 70, Anti-Mgc13040


## All Photos (5)

Product No.	Clonality	Application	Species Reactivity	Citations	SDS
<a href="#">HPA038585</a>	polyclonal	IF, IHC	human		



### Anti-C16orf71 antibody produced in rabbit



## All Photos (4)

Product No.	Clonality	Application	Species Reactivity	Citations	SDS
<a href="#">HPA049468</a>	polyclonal	IHC	human		



### Anti-C9ORF72 (long form) Antibody, clone 119 ZooMAb<sup>®</sup> Rabbit Monoclonal

## All Photos (11)




Product No.	Clonality	Application	Species Reactivity	Citations	SDS
<a href="#">ZRB1307</a>	119, recombinant monoclonal	ICC, IHC (p), WB, affinity binding assay	human, mouse		 

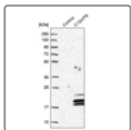


### Anti-C9orf72 Long form Antibody, clone 105 ZooMAb<sup>®</sup> Rabbit Monoclonal

**Synonym(s):** Anti-FAM72 Antibody, clone 1K2 ZooMAb<sup>®</sup> Rabbit Monoclonal

## All Photos (6)


Product No.	Clonality	Application	Species Reactivity	Citations	SDS
<a href="#">ZRB2483</a>	105, recombinant monoclonal	ICC, IHC, WB	mouse, human, rat		  




### Anti-C12orf76 antibody produced in rabbit

**Synonym(s):** Anti-FLJ40142, Anti-chromosome 12 open reading frame 76

## All Photos (3)

Product No.	Clonality	Application	Species Reactivity	Citations	SDS
<a href="#">HPA039713</a>	polyclonal	IF, IHC	human		






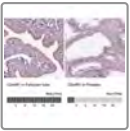
## Anti-C9orf78 antibody produced in rabbit

**Synonym(s):** Anti-Hepatocellular carcinoma-associated antigen 59, Anti-Uncharacterized protein C9orf78

**All**


**Photos** (30)

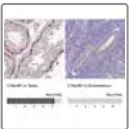
Product No.	Clonality	Application	Species Reactivity	Citations	SDS
<a href="#">HPA021232</a>	polyclonal	IF, IHC	human	3	
<a href="#">HPA021216</a>	polyclonal	IF, IHC	human, rat, mouse	3	
<a href="#">HPA021242</a>	polyclonal	IF, IHC	mouse, rat, human	3	



## Anti-C2orf81 antibody produced in rabbit


**All Photos** (3)

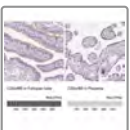
Product No.	Clonality	Application	Species Reactivity	Citations	SDS
<a href="#">HPA054835</a>	polyclonal	IHC	human		



## Anti-C19orf81 antibody produced in rabbit

**All Photos** (4)



Product No.	Clonality	Application	Species Reactivity	Citations	SDS
<a href="#">HPA060238</a>	polyclonal	IF, IHC	human		



## Anti-C20orf85 antibody produced in rabbit

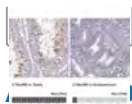
**Synonym(s):** Anti-LLC1, Anti-bA196N14.1

**All Photos** (6)


Product No.	Clonality	Application	Species Reactivity	Citations	SDS
<a href="#">HPA058271</a>	polyclonal	IHC	human		
<a href="#">HPA065540</a>	polyclonal	IHC	human		



## Anti-C16orf86 antibody produced in rabbit





[Photos](#) (3)


Product No.	Clonality	Application	Species Reactivity	Citations	SDS
<a href="#">HPA073475</a>	polyclonal	IHC	human		



### Anti-C1orf87 antibody produced in rabbit


[All Photos](#) (12)

Product No.	Clonality	Application	Species Reactivity	Citations	SDS
<a href="#">HPA031366</a>	polyclonal	IHC	human		
<a href="#">HPA031368</a>	polyclonal	IHC	human		



### Anti-C2ORF88 antibody produced in rabbit

[All Photos](#) (5)



Product No.	Clonality	Application	Species Reactivity	Citations	SDS
<a href="#">HPA049549</a>	polyclonal	IHC	human		



### Anti-C10orf88 antibody produced in rabbit

**Synonym(s):** Anti-Chromosome 10 open reading frame 88, Anti-Em:ac073585.5, Anti-Flj13490


[All Photos](#) (5)

Product No.	Clonality	Application	Species Reactivity	Citations	SDS
<a href="#">HPA039681</a>	polyclonal	IHC	human		
<a href="#">HPA040991</a>	polyclonal	IHC	human		



### Anti-C8ORF88 antibody produced in rabbit

[All Photos](#) (3)



Product No.	Clonality	Application	Species Reactivity	Citations	SDS
<a href="#">HPA078486</a>	polyclonal	IF, IHC	human		



### Anti-C16orf89 antibody produced in rabbit

**Synonym(s):** Anti-AC026458.8 antibody produced in rabbit, Anti-Uncharacterized protein UNQ904/PRO1925 precursor, MGC45438


[All Photos](#) (10)

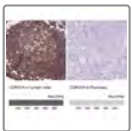
Product No.	Clonality	Application	Species Reactivity	Citations	SDS
<a href="#">HPA013613</a>	polyclonal	IHC	human	1	
<a href="#">HPA016934</a>	polyclonal	IHC	human		



### Anti-C10ORF99 antibody produced in rabbit

[All Photos](#) (3)


Product No.	Clonality	Application	Species Reactivity	Citations	SDS
<a href="#">HPA050920</a>	polyclonal	IHC	human		



### Anti-CORO1A antibody produced in rabbit

**Synonym(s):** Anti-HCORO1, Anti-coronin, actin binding protein, 1A, Anti-coronin-1, Anti-p57

[All Photos](#) (5)



Product No.	Clonality	Application	Species Reactivity	Citations	SDS
<a href="#">HPA051132</a>	polyclonal	IF, IHC	human	2	

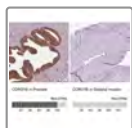


### Anti-CORO2A antibody produced in rabbit

**Synonym(s):** Anti-Coronin, actin binding protein, 2a, Anti-Ir10, Anti-Wdr2

[All Photos](#) (14)

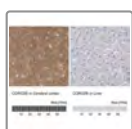
Product No.	Clonality	Application	Species Reactivity	Citations	SDS
<a href="#">HPA041161</a>	polyclonal	IHC	human		
<a href="#">HPA041302</a>	polyclonal	IF, IHC	human	1	



## Anti-CORO1B antibody produced in rabbit

[All Photos](#) (6)

Product No.	Clonality	Application	Species Reactivity	Citations	SDS
<a href="#">HPA070456</a>	polyclonal	IHC	human		



## Anti-CORO2B antibody produced in rabbit

**Synonym(s):** Anti-Clipin-C, Anti-Coronin-2B, Anti-Coronin-like protein C, Anti-Protein FC96

[All Photos](#) (6)

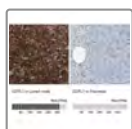
Product No.	Clonality	Application	Species Reactivity	Citations	SDS
<a href="#">HPA017960</a>	polyclonal	IF, IHC	human	5	



## Anti-Cortactin Antibody, clone 1F15 ZooMAb<sup>®</sup> Rabbit Monoclonal

[All Photos](#) (22)

Product No.	Clonality	Application	Species Reactivity	Citations	SDS
<a href="#">ZRB1329</a>	1F15, recombinant monoclonal	ICC, IHC (p), WB, affinity binding assay	human, mouse, rat		




## Anti-COTL1 antibody produced in rabbit

**Synonym(s):** Anti-CLP, Anti-coactosin-like 1 (Dictyostelium)

[All Photos](#) (6)



Product No.	Clonality	Application	Species Reactivity	Citations	SDS
<a href="#">HPA008918</a>	polyclonal	IHC	human	2	

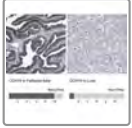


## Anti-COX10 antibody produced in rabbit

**Synonym(s):** Anti-COX10 homolog, cytochrome c oxidase assembly protein, heme A: farnesyltransferase (yeast)

## All Photos (5)


Product No.	Clonality	Application	Species Reactivity	Citations	SDS
<a href="#">HPA032005</a>	polyclonal	IHC	human	1	
<a href="#">HPA032006</a>	polyclonal	IF, IHC	human		



### Anti-COX19 antibody produced in rabbit


**Synonym(s):** Anti-Cytochrome c oxidase assembly protein COX19, Anti-hCOX19


## All Photos (6)

Product No.	Clonality	Application	Species Reactivity	Citations	SDS
<a href="#">HPA021226</a>	polyclonal	IF, IHC	human	4	

## All Photos (6) **Anti-COX19 antibody produced in rabbit**

**Synonym(s):** Anti-Cytochrome c oxidase assembly protein COX19, Anti-hCOX19



Product No.	Clonality	Application	Species Reactivity	Citations	SDS
<b>HPA021226</b>	polyclonal	IF, IHC	human	4	

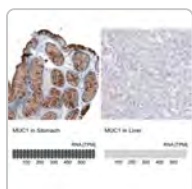


## **Anti-COX10 antibody produced in rabbit**

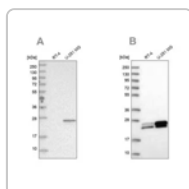
**Synonym(s):** Anti-COX10 homolog, cytochrome c oxidase assembly protein, heme A: farnesyltransferase (yeast)

## All Photos (5)

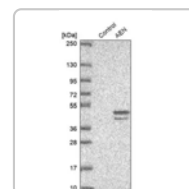
Product No.	Clonality	Application	Species Reactivity	Citations	SDS
<b>HPA032005</b>	polyclonal	IHC	human	1	
<b>HPA032006</b>	polyclonal	IF, IHC	human		



Sigma-Aldrich  
**AMAB91533**  
Monoclonal  
Anti-MUC1...



Sigma-Aldrich  
**HPA028118**  
Anti-GUK1



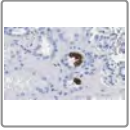
Sigma-Aldrich  
**HPA0485**  
Anti-AEN  
antibody.

[View Price and Availability](#)

[View Price and Availability](#)



[View Price and Availat](#)

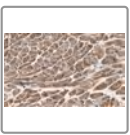




## Anti-COX2 Antibody, clone 2B19 ZooMAb® Rabbit Monoclonal



**All Photos** (13)

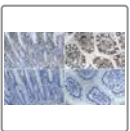
Product No.	Clonality	Application	Species Reactivity	Citations	SDS
<b>ZRB1514</b>	2B19, recombinant monoclonal	ICC, IHC (p), WB, affinity binding assay	human	 	



## Anti-COX IV Antibody, clone 1L23 ZooMAb® Rabbit Monoclonal




**All Photos** (11)


Product No.	Clonality	Application	Species Reactivity	Citations	SDS
<b>ZRB1593</b>	1L23, recombinant monoclonal	FACS, ICC, IHC (p), WB	human	 	



## Anti-COX-1 Antibody, clone 1H8-L2 ZooMAb® Rabbit Monoclonal

**All Photos** (6)


Product No.	Clonality	Application	Species Reactivity	Citations	SDS
<b>ZRB2715</b>	recombinant monoclonal	ICC, IHC, WB, affinity binding assay	human, rat	  	




## Anti-COX5A antibody produced in rabbit

**Synonym(s):** Anti-BMP14, Anti-CDMP1, Anti-cytochrome c oxidase subunit Va

**All Photos** (2)


Product No.	Clonality	Application	Species Reactivity	Citations	SDS
<a href="#">HPA027526</a>	polyclonal	IHC	human	1	

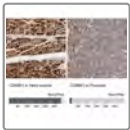


### Anti-COX5B antibody produced in rabbit

**Synonym(s):** Anti-cytochrome c oxidase subunit Vb

[All Photos](#) (5)


Product No.	Clonality	Application	Species Reactivity	Citations	SDS
<a href="#">HPA034517</a>	polyclonal	IF, IHC	human	2	

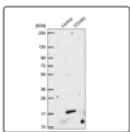


### Anti-COX6B1 antibody produced in rabbit

**Synonym(s):** Anti-COX VIb-1, Anti-Cytochrome c oxidase subunit VIb isoform 1

[All Photos](#) (4)


Product No.	Clonality	Application	Species Reactivity	Citations	SDS
<a href="#">HPA004192</a>	polyclonal	IF, IHC	human	4	



### Anti-COX8C antibody produced in rabbit

**Synonym(s):** Anti-COX VIII-3 antibody produced in rabbit, Anti-Cytochrome c oxidase polypeptide 8 isoform 3, mitochondrial precursor antibody produced in rabbit, Anti-Cytochrome c oxidase polypeptide VIII isoform 3 antibody produced in rabbit, Anti-Cytochrome c oxidase subunit 8-3 antibody produced in rabbit

[All Photos](#) (2)



Product No.	Clonality	Application	Species Reactivity	Citations	SDS
<a href="#">HPA003127</a>	polyclonal	IHC	human	2	



### Anti-CPA1 antibody produced in rabbit

**Synonym(s):** Anti-CPA, Anti-Carboxypeptidase A1

[All Photos](#) (6)



Product No.	Clonality	Application	Species Reactivity	Citations	SDS
<a href="#">HPA052215</a>	polyclonal	IHC	human		
<a href="#">HPA021836</a>	polyclonal	IHC	human	2	

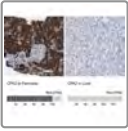


### Anti-CPA3 antibody produced in rabbit

**Synonym(s):** Carboxypeptidase a3 (mast cell)

 **Antibodies** (12)



Product No.	Clonality	Application	Species Reactivity	Citations	SDS
<a href="#">HPA008689</a>	polyclonal	IHC	human	6	
<a href="#">HPA006479</a>	polyclonal	IHC	human	3	

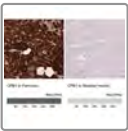


**Anti-CPA2 antibody produced in rabbit**

**Synonym(s):** Anti-Carboxypeptidase A2



[All Photos](#) (12)

Product No.	Clonality	Application	Species Reactivity	Citations	SDS
<a href="#">HPA020342</a>	polyclonal	IHC	human	1	
<a href="#">HPA021317</a>	polyclonal	IHC	human	2	



**Anti-CPB1 antibody produced in rabbit**

[All Photos](#) (8)


Product No.	Clonality	Application	Species Reactivity	Citations	SDS
<a href="#">HPA046340</a>	polyclonal	IHC	human		
<a href="#">HPA038069</a>	polyclonal	IHC	human		




**Anti-CPNE4**

**Synonym(s):** COPN4, CPN4



[All Photos](#) (3)


Product No.	Clonality	Application	Species Reactivity	Citations	SDS
<a href="#">HPA078300</a>	polyclonal	IHC	human		



**Anti-CPNE1 antibody produced in rabbit**

[All Photos](#) (6)


Product No.	Clonality	Application	Species Reactivity	Citations	SDS
<a href="#">HPA072634</a>	polyclonal	IHC	human		
<a href="#">HPA047259</a>	polyclonal	IF	human		




### Anti-CPNE6 antibody produced in rabbit

**Synonym(s):** Anti-copine VI (neuronal)

[All Photos](#) (2)


Product No.	Clonality	Application	Species Reactivity	Citations	SDS
<a href="#">HPA031636</a>	polyclonal	IHC	human		



### Anti-CPPED1 antibody produced in rabbit

**Synonym(s):** Anti-CSTP1, Anti-Calceineurin-like phosphoesterase domain containing 1, Anti-FLJ11151

[All Photos](#) (3)



Product No.	Clonality	Application	Species Reactivity	Citations	SDS
<a href="#">HPA040938</a>	polyclonal	IHC	human	1	



### Anti-CPQ antibody produced in rabbit

**Synonym(s):** Anti-LDP, Anti-PGCP

[All Photos](#) (7)


Product No.	Clonality	Application	Species Reactivity	Citations	SDS
<a href="#">HPA024490</a>	polyclonal	IHC	human		
<a href="#">HPA023235</a>	polyclonal	IF, IHC	human	5	



### Anti-CPS1 antibody produced in rabbit

**Synonym(s):** Anti-CPSase I, Anti-Carbamoyl-phosphate synthase, Anti-Carbamoyl-phosphate synthetase I

[All Photos](#) (7)

Product No.	Clonality	Application	Species Reactivity	Citations	SDS
<a href="#">HPA021400</a>	polyclonal	IF, IHC	human	6	



## Anti-CPSF6 antibody produced in rabbit

**Synonym(s):** Anti-Cfim, Anti-Cfim68, Anti-Cleavage and polyadenylation specific factor 6, 68kda, Anti-Hpbrii-4, Anti-Hpbrii-7

**All**

**Photos** (9)

Product No.	Clonality	Application	Species Reactivity	Citations	SDS
<b>HPA039973</b>	polyclonal	IF, IHC	mouse, rat, human	2	



## Anti-CPT2 antibody produced in rabbit

**Synonym(s):** Anti-CPT1, Anti-CPTASE, Anti-carnitine palmitoyltransferase 2

**All Photos** (13)

Product No.	Clonality	Application	Species Reactivity	Citations	SDS
<b>HPA028202</b>	polyclonal	IHC	human	1	
<b>HPA028201</b>	polyclonal	IHC	human	1	
<b>HPA028214</b>	polyclonal	IF, IHC	human	1	

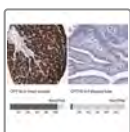


## Anti-CPT2 Antibody, clone 1G7 ZooMAb® Rabbit Monoclonal

**All**

**Photos** (8)

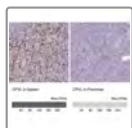
Product No.	Clonality	Application	Species Reactivity	Citations	SDS
<b>ZRB2212</b>	recombinant monoclonal	ICC, IHC, WB, affinity binding assay	rat, human		



## Anti-CPT1B antibody produced in rabbit

**All Photos** (3)

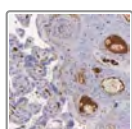
Product No.	Clonality	Application	Species Reactivity	Citations	SDS
<b>HPA079265</b>	polyclonal	IF, IHC	human		



## Anti-CPVL antibody produced in rabbit

[All Photos](#) (7)

Product No.	Clonality	Application	Species Reactivity	Citations	SDS
<a href="#">HPA045715</a>	polyclonal	IHC	human		
<a href="#">HPA056466</a>	polyclonal	IF, IHC	human		



## Anti-C1QA antibody produced in rabbit

**Synonym(s):** Anti-Complement C1q subcomponent subunit A precursor antibody produced in rabbit

[All Photos](#) (5)


Product No.	Clonality	Application	Species Reactivity	Citations	SDS
<a href="#">HPA002350</a>	polyclonal	IHC	human	6	



## Anti-C1QA Antibody, clone 1M12 ZooMAb<sup>®</sup> Rabbit Monoclonal

[All Photos](#) (11)

Product No.	Clonality	Application	Species Reactivity	Citations	SDS
<a href="#">ZRB2039</a>	1M12, recombinant monoclonal	ICC, IHC, WB, affinity binding assay	mouse, human, rat		



## Anti-C1QBP antibody produced in rabbit

**Synonym(s):** Anti-C1qBP, Anti-Complement component 1 Q subcomponent-binding protein, mitochondrial, Anti-GC1q-R protein, Anti-Glycoprotein gC1qBP, Anti-Hyaluronan-binding protein 1, Anti-Mitochondrial matrix protein p32, Anti-p33

[All Photos](#) (7)




Product No.	Clonality	Application	Species Reactivity	Citations	SDS
<a href="#">HPA026483</a>	polyclonal	IF, IHC	human, mouse, rat	3	

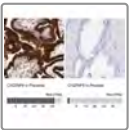


## Anti-C1QBP Antibody, clone 3D2 ZooMAb<sup>®</sup> Rabbit Monoclonal

All

Photos (6)

Product No.	Clonality	Application	Species Reactivity	Citations	SDS
<b>ZRB2239</b>	recombinant monoclonal	FACS, ICC, IHC, WB	mouse, human	  	




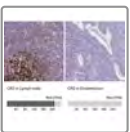
## Anti-C1QTNF6 antibody produced in rabbit

**Synonym(s):** Anti-Complement C1q tumor necrosis factor-related protein 6 precursor antibody produced in rabbit

All

Photos (5)



Product No.	Clonality	Application	Species Reactivity	Citations	SDS
<b>HPA002042</b>	polyclonal	IF, IHC	human	3	



## Anti-CR2 antibody produced in rabbit


**Synonym(s):** Anti-CD21

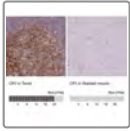
All Photos (13)

Product No.	Clonality	Application	Species Reactivity	Citations	SDS
<b>HPA052942</b>	polyclonal	IHC	human	1	
<b>HPA060715</b>	polyclonal	IHC	human		

## All Photos (2) **Anti-C1R antibody produced in rabbit**

**Synonym(s):** Anti-Complement component 1, r subcomponent



Product No.	Clonality	Application	Species Reactivity	Citations	SDS
<b>HPA001551</b>	polyclonal	IHC	human	4	

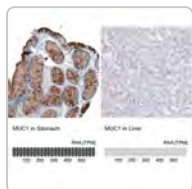


## **Anti-CR1 antibody produced in rabbit**

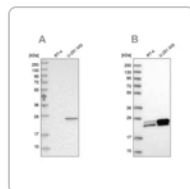
**Synonym(s):** Anti-CD35, Anti-KN, Anti-complement component (3b/4b) receptor 1 (Knops blood group)

## All Photos (8)

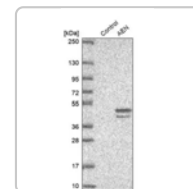
Product No.	Clonality	Application	Species Reactivity	Citations	SDS
<b>HPA043579</b>	polyclonal	IHC	human	1	
<b>HPA042455</b>	polyclonal	IHC	human	1	



Sigma-Aldrich  
**AMAB91533**  
Monoclonal  
Anti-MUC1...



Sigma-Aldrich  
**HPA028118**  
Anti-GUK1




Sigma-Aldrich  
**HPA0485**  
Anti-AEN  
antibody.

[View Price and Availability](#)

[View Price and Availability](#)

[View Price and Availat](#)





## Anti-CRABP2 antibody produced in rabbit

**Synonym(s):** Anti-CRABP-II, Anti-Cellular retinoic acid-binding protein 2

[All Photos](#) (4)


Product No.	Clonality	Application	Species Reactivity	Citations	SDS
<a href="#">HPA004135</a>	polyclonal	IF, IHC	human	4	



## Anti-CRACR2A antibody produced in rabbit

[All Photos](#) (3)

Product No.	Clonality	Application	Species Reactivity	Citations	SDS
<a href="#">HPA038686</a>	polyclonal	IHC	human		



## Anti-CRACR2B antibody produced in rabbit

[All Photos](#) (2)

Product No.	Clonality	Application	Species Reactivity	Citations	SDS
<a href="#">HPA046217</a>	polyclonal	IHC	human		

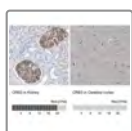


## Anti-CRAT antibody produced in rabbit

**Synonym(s):** Anti-CAT, Anti-Carnitine O-acetyltransferase, Anti-Carnitine acetylase, Anti-Carnitine acetyltransferase, Anti-CrAT

[All Photos](#) (11)


Product No.	Clonality	Application	Species Reactivity	Citations	SDS
<a href="#">HPA020260</a>	polyclonal	IHC	human	2	
<a href="#">HPA022815</a>	polyclonal	WB	human	2	
<a href="#">HPA019230</a>	polyclonal	IHC	human	3	




## Anti-CRB3 antibody produced in rabbit

**Synonym(s):** Anti-Crumbs protein homolog 3 precursor


## All Photos (6)

Product No.	Clonality	Application	Species Reactivity	Citations	SDS
<a href="#">HPA013835</a>	polyclonal	IF, IHC	human	15	



### Anti-CRBN antibody produced in rabbit



## All Photos (7)

Product No.	Clonality	Application	Species Reactivity	Citations	SDS
<a href="#">HPA045910</a>	polyclonal	IF, IHC	mouse, human, rat	43	



### Anti-CRBN Antibody, clone 3I23 ZooMAb<sup>®</sup> Rabbit Monoclonal



## All Photos (13)

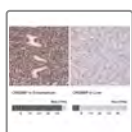
Product No.	Clonality	Application	Species Reactivity	Citations	SDS
<a href="#">ZRB1304</a>	3I23, recombinant monoclonal	ICC, IHC (p), WB	rat, mouse, human		 



### Anti-Cre Recombinase Antibody, clone 1J11 ZooMAb<sup>®</sup> Rabbit Monoclonal

## All Photos (6)


Product No.	Clonality	Application	Species Reactivity	Citations	SDS
<a href="#">ZRB1966</a>	1J11, recombinant monoclonal	ELISA, WB, affinity binding assay	bacteria		 

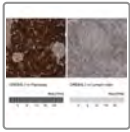


### Anti-CREBBP antibody produced in rabbit

**Synonym(s):** Anti-CBP, Anti-KAT3A, Anti-RSTS, Anti-RTS

## All Photos (6)


Product No.	Clonality	Application	Species Reactivity	Citations	SDS
<a href="#">HPA055861</a>	polyclonal	IF, IHC	human	1	

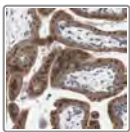


### Anti-CREB3L1 antibody produced in rabbit

**Synonym(s):** Anti-OASIS, Anti-cAMP-responsive element-binding protein 3-like protein 1

[All Photos](#) (3)


Product No.	Clonality	Application	Species Reactivity	Citations	SDS
<a href="#">HPA024069</a>	polyclonal	IHC	human	2	

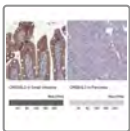


### Anti-CREB3L2 antibody produced in rabbit

**Synonym(s):** Anti-BBF2 human homolog on chromosome 7, Anti-cAMP-responsive element-binding protein 3-like protein 2

[All Photos](#) (5)



Product No.	Clonality	Application	Species Reactivity	Citations	SDS
<a href="#">HPA015068</a>	polyclonal	IHC, WB	human	8	

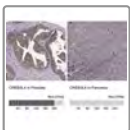


### Anti-CREB3L3 antibody produced in rabbit

**Synonym(s):** Anti-CREB-H, Anti-cAMP responsive element binding protein 3-like 3

[All Photos](#) (8)


Product No.	Clonality	Application	Species Reactivity	Citations	SDS
<a href="#">HPA056228</a>	polyclonal	IHC	human		
<a href="#">HPA040671</a>	polyclonal	IHC, WB	human		



### Anti-CREB3L4 antibody produced in rabbit

**Synonym(s):** Anti-AlbZIP, Anti-ATCE1, Anti-CAMP responsive element binding protein 3-like 4, Anti-CREB3, Anti-CREB4, Anti-HJAL

[All Photos](#) (4)

Product No.	Clonality	Application	Species Reactivity	Citations	SDS
<a href="#">HPA038122</a>	polyclonal	IF, IHC	human		




### Anti-CREG2 antibody produced in rabbit



**Synonym(s):** Anti-Cellular repressor of E1A-stimulated genes 2

[Photos](#) (3)

Product No.	Clonality	Application	Species Reactivity	Citations	SDS
<b>HPA038224</b>	polyclonal	IHC	human		



### Anti-CRELD1 antibody produced in rabbit

**Synonym(s):** Anti-AVSD2, Anti-cysteine-rich with EGF-like domains 1

[All Photos](#) (3)

Product No.	Clonality	Application	Species Reactivity	Citations	SDS
<b>HPA026964</b>	polyclonal	IF, IHC	human	1	

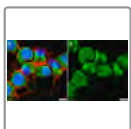


### Anti-CREM antibody produced in rabbit

**Synonym(s):** Anti-cAMP-responsive element modulator antibody produced in rabbit

[All Photos](#) (5)

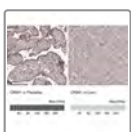
Product No.	Clonality	Application	Species Reactivity	Citations	SDS
<b>HPA001818</b>	polyclonal	IHC	rat, mouse, human	7	



### Anti-CRFR1/CRHR1 Antibody, clone 1N21 ZooMAb<sup>®</sup> Rabbit Monoclonal

[All Photos](#) (5)


Product No.	Clonality	Application	Species Reactivity	Citations	SDS
<b>ZRB2302</b>	recombinant monoclonal	ICC, WB, affinity binding assay	rat, mouse, human		

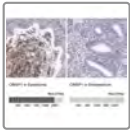


### Anti-CRIM1 antibody produced in rabbit

**Synonym(s):** Anti-CRIM-1 antibody produced in rabbit, Anti-Cysteine-rich motor neuron 1 protein precursor antibody produced in rabbit, Anti-Cysteine-rich repeat-containing protein S52 antibody produced in rabbit

[All Photos](#) (3)


Product No.	Clonality	Application	Species Reactivity	Citations	SDS
<b>HPA000556</b>	polyclonal	IHC	human	1	

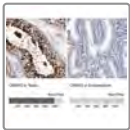


### Anti-CRISP1

**Synonym(s):** AEGL1, ARP, CRISP-1, HSCRISP1D, HSCRISP1G, HUMARP

[All Photos \(3\)](#)


Product No.	Clonality	Application	Species Reactivity	Citations	SDS
<b>HPA030534</b>	polyclonal	IHC	human		



### Anti-CRISP2 antibody produced in rabbit

**Synonym(s):** Anti-CRISP-2, Anti-CT36, Anti-GAPDL5, Anti-TPX1, Anti-cysteine-rich secretory protein 2

[All Photos \(3\)](#)


Product No.	Clonality	Application	Species Reactivity	Citations	SDS
<b>HPA031248</b>	polyclonal	IHC	human		



### Anti-CRISP1 antibody produced in rabbit

**Synonym(s):** Anti-AEGL1, Anti-ARP, Anti-CRISP-1, Anti-Cysteine-rich secretory protein 1, Anti-HSCRISP1D, Anti-HSCRISP1G, Anti-HUMARP

[All Photos \(3\)](#)


Product No.	Clonality	Application	Species Reactivity	Citations	SDS
<b>HPA028445</b>	polyclonal	IHC	human	2	



### Anti-CRLF3 antibody produced in rabbit

**Synonym(s):** Anti-CREME-9, Anti-Cytokine receptor-like factor 3, Anti-Cytokine receptor-like molecule 9, Anti-Cytokine receptor-related protein 4, Anti-Type I cytokine receptor-like factor p48

[All Photos \(6\)](#)


Product No.	Clonality	Application	Species Reactivity	Citations	SDS
<b>HPA007596</b>	polyclonal	IF, IHC	human	3	




### Anti-CRMP1 antibody produced in rabbit

**Synonym(s):** Anti-Collapsin response mediator protein 1, Anti-DPYSL1, Anti-DRP-1

**All Photos** (3)


Product No.	Clonality	Application	Species Reactivity	Citations	SDS
<b>HPA035640</b>	polyclonal	IF, IHC	human	4	




**Anti-CRMP2 antibody produced in rabbit**

**Synonym(s):** Anti-Collapsin Response Mediator Protein 2, Anti-Dihydropyriminidase Related Protein-2 (DRP2, DRP-2, DHPRP2), Anti-Dihydropyriminidase-like 2 (DPYSL2), Anti-TOAD-64

**All Photos** (2)


Product No.	Clonality	Application	Species Reactivity	Citations	SDS
<b>C2993</b>	polyclonal	WB	human, mouse, rat	34	

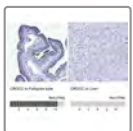


**Anti-CRNN antibody produced in rabbit**

**Synonym(s):** Anti-53 kDa putative calcium-binding protein, Anti-53 kDa squamous epithelial-induced stress protein, Anti-58 kDa heat shock protein, Anti-Cornulin, Anti-Squamous epithelial heat shock protein 53, Anti-Tumor-related protein

**All Photos** (3)



Product No.	Clonality	Application	Species Reactivity	Citations	SDS
<b>HPA024343</b>	polyclonal	IHC	human	3	

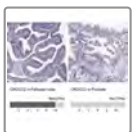


**Anti-CROCC antibody produced in rabbit**

**Synonym(s):** Anti-Ciliary rootlet coiled-coil protein, Anti-Rootletin

**All Photos** (14)


Product No.	Clonality	Application	Species Reactivity	Citations	SDS
<b>HPA021762</b>	polyclonal	IHC	human	2	
<b>HPA021191</b>	polyclonal	IF, IHC, WB	human	3	

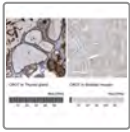


**Anti-CROCC2 antibody produced in rabbit**

**Synonym(s):** Anti-Uncharacterized protein

**All Photos** (3)




Product No.	Clonality	Application	Species Reactivity	Citations	SDS
<b>HPA048678</b>	polyclonal	IHC	human		



## Anti-CROT antibody produced in rabbit



**Synonym(s):** Anti-COT, Anti-Peroxisomal carnitine O-octanoyltransferase

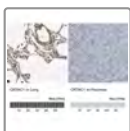
### All Photos (10)

Product No.	Clonality	Application	Species Reactivity	Citations	SDS
<b>HPA019364</b>	polyclonal	IHC	human	2	
<b>HPA019052</b>	polyclonal	IHC	human	2	
<b>HPA019365</b>	polyclonal	IF, IHC	human	2	

## All Photos (7) **Anti-CRP antibody produced in rabbit**

**Synonym(s):** Anti-C-reactive protein


Product No.	Clonality	Application	Species Reactivity	Citations	SDS
<b>HPA027396</b>	polyclonal	IHC	human	5	
<b>HPA027367</b>	polyclonal	IHC	human	4	

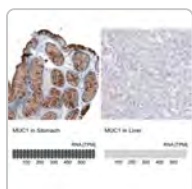


## **Anti-CRTAC1 antibody produced in rabbit**

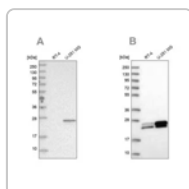
**Synonym(s):** Anti-68 kDa chondrocyte-expressed protein, Anti-ASPIC, Anti-CEP-68, Anti-Cartilage acidic protein 1 precursor

## All Photos (4)

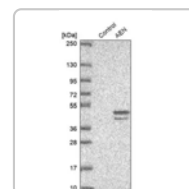
Product No.	Clonality	Application	Species Reactivity	Citations	SDS
<b>HPA008175</b>	polyclonal	IHC	human	3	



Sigma-Aldrich  
**AMAB91533**  
Monoclonal  
Anti-MUC1...



Sigma-Aldrich  
**HPA028118**  
Anti-GUK1



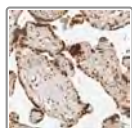
Sigma-Aldrich  
**HPA0485**  
Anti-AEN  
antibody.

[View Price and Availability](#)

[View Price and Availability](#)

[View Price and Availat](#)





## Anti-CRTC2 antibody produced in rabbit

**Synonym(s):** Anti-CREB regulated transcription coactivator 2, Anti-TORC2

[All Photos](#) (3)

Product No.	Clonality	Application	Species Reactivity	Citations	SDS
<a href="#">HPA028465</a>	polyclonal	IF, IHC	human	6	

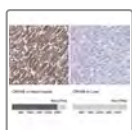


## Anti-CRX antibody produced in rabbit

**Synonym(s):** Anti-CORD2, Anti-CRD, Anti-Cone-rod homeobox, Anti-LCA7, Anti-OTX3

[All Photos](#) (15)

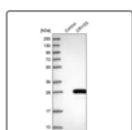
Product No.	Clonality	Application	Species Reactivity	Citations	SDS
<a href="#">HPA036762</a>	polyclonal	IHC	human	2	
<a href="#">HPA036763</a>	polyclonal	IHC	human		



## Anti-CRYAB antibody produced in rabbit

[All Photos](#) (5)

Product No.	Clonality	Application	Species Reactivity	Citations	SDS
<a href="#">HPA057100</a>	polyclonal	IHC	human		

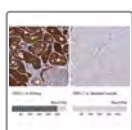


## Anti-CRYGS antibody produced in rabbit

**Synonym(s):** Anti-CRYG8, Anti-Crystallin,  $\gamma$  S

[All Photos](#) (2)


Product No.	Clonality	Application	Species Reactivity	Citations	SDS
<a href="#">HPA035103</a>	polyclonal	IHC	human		



## Anti-CRYL1 antibody produced in rabbit

**Synonym(s):** Anti- $\lambda$ -cry, Anti-Crystallin,  $\lambda$  1, Anti-Gdh, Anti-Mgc149525, Anti-Mgc149526

[All Photos](#) (4)



Product No.	Clonality	Application	Species Reactivity	Citations	SDS
<b>HPA040403</b>	polyclonal	IF, IHC	human	1	

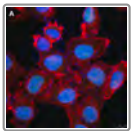


### Anti-CRYM antibody produced in rabbit

**Synonym(s):** Anti-Mu-crystallin homolog, Anti-NADP-regulated thyroid-hormone-binding protein

**All Photos** (13)



Product No.	Clonality	Application	Species Reactivity	Citations	SDS
<b>HPA030619</b>	polyclonal	IF, IHC	human		
<b>HPA019086</b>	polyclonal	IHC	human	1	

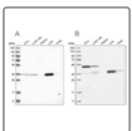


### Anti-Cryptochrome-1 Antibody, clone 2C22 ZooMAb<sup>®</sup> Rabbit Monoclonal

**Synonym(s):** Cry1

**All Photos** (14)



Product No.	Clonality	Application	Species Reactivity	Citations	SDS
<b>ZRB1413</b>	recombinant monoclonal	ICC, WB, affinity binding assay	human		 

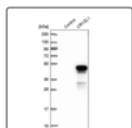


### Anti-CRYZ antibody produced in rabbit

**Synonym(s):** Anti-NADPH:quinone reductase, Anti-Quinone oxidoreductase, Anti-Zeta-crystallin

**All Photos** (6)

Product No.	Clonality	Application	Species Reactivity	Citations	SDS
<b>HPA021921</b>	polyclonal	IF, IHC	human	3	
<b>HPA023290</b>	polyclonal	IHC	human, rat, mouse	3	




## Anti-CRYZL1 antibody produced in rabbit

**Synonym(s):** Anti-4P11, Anti-QOH-1, Anti-Quinone oxidoreductase-like 1, Anti-Zeta-crystallin homolog, Anti-crystallin, ζ (quinone reductase)-like 1

All

Photos (6)

Product No.	Clonality	Application	Species Reactivity	Citations	SDS
<a href="#">HPA019120</a>	polyclonal	IHC	human	4	
<a href="#">HPA029399</a>	polyclonal	IHC	human		

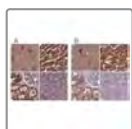


## Anti-C1S antibody produced in rabbit

**Synonym(s):** Anti-C1 esterase, Anti-Complement C1s subcomponent precursor

All Photos (3)

Product No.	Clonality	Application	Species Reactivity	Citations	SDS
<a href="#">HPA018852</a>	polyclonal	IHC	human	6	

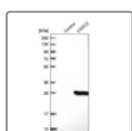


## Anti-CS antibody produced in rabbit

**Synonym(s):** Anti-citrate synthase

All Photos (17)

Product No.	Clonality	Application	Species Reactivity	Citations	SDS
<a href="#">HPA038460</a>	polyclonal	IF, IHC	human	2	
<a href="#">HPA038461</a>	polyclonal	IF, IHC	human	2	



## Anti-CSDC2 antibody produced in rabbit

**Synonym(s):** Anti-Cold shock domain-containing protein C2 antibody produced in rabbit, Anti-RNA-binding protein PIPPin antibody produced in rabbit

All

Photos (2)


Product No.	Clonality	Application	Species Reactivity	Citations	SDS
<a href="#">HPA003073</a>	polyclonal	IHC	human	2	

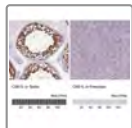


## Anti-CSDE1 antibody produced in rabbit

**All Photos** (6)

**Synonym(s):** Anti-Cold shock domain-containing protein E1, Anti-N-ras upstream gene protein, Anti-UNR protein



Product No.	Clonality	Application	Species Reactivity	Citations	SDS
<a href="#">HPA018846</a>	polyclonal	IF, IHC	human	8	

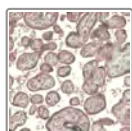


**Anti-CSE1L antibody produced in rabbit**

**Synonym(s):** Anti-CAS, Anti-CSE1, Anti-XPO2

**All Photos** (17)


Product No.	Clonality	Application	Species Reactivity	Citations	SDS
<a href="#">HPA038060</a>	polyclonal	IF, IHC	human		
<a href="#">HPA038059</a>	polyclonal	IF, IHC	human		

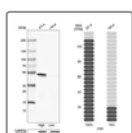


**Anti-CSF1R antibody produced in rabbit**

**Synonym(s):** Anti-CD115 antigen, Anti-CSF-1-R, Anti-Fms proto-oncogene, Anti-Macrophage colony-stimulating factor 1 receptor precursor, Anti-c-fms

**All Photos** (6)


Product No.	Clonality	Application	Species Reactivity	Citations	SDS
<a href="#">HPA012323</a>	polyclonal	IF, IHC	human	9	



**Anti-CSK antibody produced in rabbit**

**Synonym(s):** Anti-c-src tyrosine kinase

**All Photos** (7)


Product No.	Clonality	Application	Species Reactivity	Citations	SDS
<a href="#">HPA028425</a>	polyclonal	IF, IHC	mouse, human, rat	2	





**Anti-CSN3 antibody produced in rabbit**

**Synonym(s):** Anti-CSN10, Anti-Casein κ

**All Photos** (10)

Product No.	Clonality	Application	Species Reactivity	Citations	SDS
<a href="#">HPA035954</a>	polyclonal	IHC	human		


Product No.	Clonality	Application	Species Reactivity	Citations	SDS
<a href="#">HPA035953</a>	polyclonal	IHC	human		



### Anti-CSNK1G2 antibody produced in rabbit

**Synonym(s):** Anti-CK1g2, Anti-Casein kinase 1,  $\gamma$  2

[All Photos](#) (2)



Product No.	Clonality	Application	Species Reactivity	Citations	SDS
<a href="#">HPA034868</a>	polyclonal	IHC	human		



### Anti-CSN1S1 antibody produced in rabbit

**Synonym(s):** Anti-CASA, Anti-CSN1, Anti-Casein  $\alpha$  s1

[All Photos](#) (10)


Product No.	Clonality	Application	Species Reactivity	Citations	SDS
<a href="#">HPA035659</a>	polyclonal	IHC	human	1	
<a href="#">HPA057031</a>	polyclonal	IHC	human		

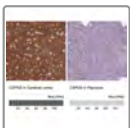


### Anti-CSPG4 antibody produced in rabbit

**Synonym(s):** Anti-Chondroitin sulfate proteoglycan 4 precursor, Anti-Chondroitin sulfate proteoglycan NG2, Anti-Melanoma chondroitin sulfate proteoglycan, Anti-Melanoma-associated chondroitin sulfate proteoglycan


[All Photos](#) (5)

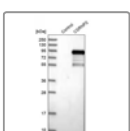
Product No.	Clonality	Application	Species Reactivity	Citations	SDS
<a href="#">HPA002951</a>	polyclonal	IHC	human	6	



### Anti-CSPG5 antibody produced in rabbit

[All Photos](#) (3)


Product No.	Clonality	Application	Species Reactivity	Citations	SDS
<a href="#">HPA071779</a>	polyclonal	IHC	human		

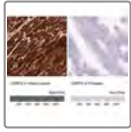


### Anti-CSRNP2 antibody produced in rabbit

**Synonym(s):** Anti-FAM130A1, Anti-TAIP-12, Anti-TGF- $\beta$ -induced apoptosis protein 12

## All Photos (2)


Product No.	Clonality	Application	Species Reactivity	Citations	SDS
<a href="#">HPA018503</a>	polyclonal	IHC	human	4	

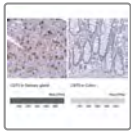


### Anti-CSRP3 antibody produced in rabbit

**Synonym(s):** Anti-CLP, Anti-CMD1M, Anti-MLP, Anti-cysteine and glycine-rich protein 3 (cardiac LIM protein)


## All Photos (3)

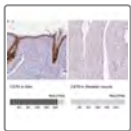
Product No.	Clonality	Application	Species Reactivity	Citations	SDS
<a href="#">HPA042581</a>	polyclonal	IHC	human		



### Anti-CST5 antibody produced in rabbit


## All Photos (3)

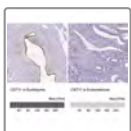
Product No.	Clonality	Application	Species Reactivity	Citations	SDS
<a href="#">HPA061449</a>	polyclonal	IHC	human		



### Anti-CST6 antibody produced in rabbit

## All Photos (3)


Product No.	Clonality	Application	Species Reactivity	Citations	SDS
<a href="#">HPA044963</a>	polyclonal	IHC	human		



### Anti-CST11 antibody produced in rabbit

**Synonym(s):** Anti-CST8L, Anti-CTES2, Anti-dJ322G13.6

## All Photos (3)

Product No.	Clonality	Application	Species Reactivity	Citations	SDS
<a href="#">HPA053399</a>	polyclonal	IHC	human	1	

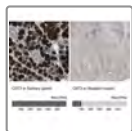


### Anti-CST7 antibody produced in rabbit

**Synonym(s):** Anti-cystatin F (leukocystatin)



Product No.	Clonality	Application	Species Reactivity	Citations	SDS
<a href="#">HPA040442</a>	polyclonal	IHC	human	9	



### Anti-CST3 antibody produced in rabbit


**Synonym(s):** Anti-Cystatin-3, Anti-Cystatin-C precursor, Anti-Gamma-trace, Anti-Neuroendocrine basic polypeptide, Anti-Post-gamma-globulin

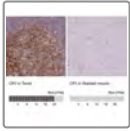
**All**  
**Photos (5)**

Product No.	Clonality	Application	Species Reactivity	Citations	SDS
<a href="#">HPA013143</a>	polyclonal	IF, IHC	human	9	

## All Photos (2) **Anti-C1R antibody produced in rabbit**

**Synonym(s):** Anti-Complement component 1, r subcomponent



Product No.	Clonality	Application	Species Reactivity	Citations	SDS
<b>HPA001551</b>	polyclonal	IHC	human	4	

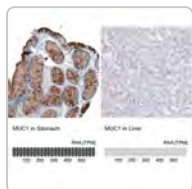


## **Anti-CR1 antibody produced in rabbit**

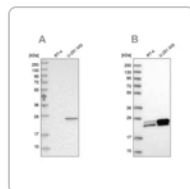
**Synonym(s):** Anti-CD35, Anti-KN, Anti-complement component (3b/4b) receptor 1 (Knops blood group)

## All Photos (8)

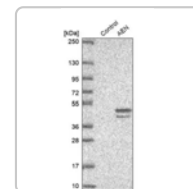
Product No.	Clonality	Application	Species Reactivity	Citations	SDS
<b>HPA043579</b>	polyclonal	IHC	human	1	
<b>HPA042455</b>	polyclonal	IHC	human	1	



Sigma-Aldrich  
**AMAB91533**  
Monoclonal  
Anti-MUC1...



Sigma-Aldrich  
**HPA028118**  
Anti-GUK1




Sigma-Aldrich  
**HPA0485**  
Anti-AEN  
antibody.

[View Price and Availability](#)

[View Price and Availability](#)

[View Price and Availability](#)





## Anti-CRABP2 antibody produced in rabbit

**Synonym(s):** Anti-CRABP-II, Anti-Cellular retinoic acid-binding protein 2

[All Photos](#) (4)


Product No.	Clonality	Application	Species Reactivity	Citations	SDS
<a href="#">HPA004135</a>	polyclonal	IF, IHC	human	4	



## Anti-CRACR2A antibody produced in rabbit

[All Photos](#) (3)

Product No.	Clonality	Application	Species Reactivity	Citations	SDS
<a href="#">HPA038686</a>	polyclonal	IHC	human		



## Anti-CRACR2B antibody produced in rabbit

[All Photos](#) (2)

Product No.	Clonality	Application	Species Reactivity	Citations	SDS
<a href="#">HPA046217</a>	polyclonal	IHC	human		

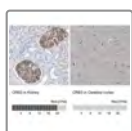


## Anti-CRAT antibody produced in rabbit

**Synonym(s):** Anti-CAT, Anti-Carnitine O-acetyltransferase, Anti-Carnitine acetylase, Anti-Carnitine acetyltransferase, Anti-CrAT

[All Photos](#) (11)


Product No.	Clonality	Application	Species Reactivity	Citations	SDS
<a href="#">HPA020260</a>	polyclonal	IHC	human	2	
<a href="#">HPA022815</a>	polyclonal	WB	human	2	
<a href="#">HPA019230</a>	polyclonal	IHC	human	3	




## Anti-CRB3 antibody produced in rabbit

**Synonym(s):** Anti-Crumbs protein homolog 3 precursor


## All Photos (6)

Product No.	Clonality	Application	Species Reactivity	Citations	SDS
<a href="#">HPA013835</a>	polyclonal	IF, IHC	human	15	



### Anti-CRBN antibody produced in rabbit



## All Photos (7)

Product No.	Clonality	Application	Species Reactivity	Citations	SDS
<a href="#">HPA045910</a>	polyclonal	IF, IHC	mouse, human, rat	43	



### Anti-CRBN Antibody, clone 3I23 ZooMAb<sup>®</sup> Rabbit Monoclonal



## All Photos (13)

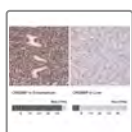
Product No.	Clonality	Application	Species Reactivity	Citations	SDS
<a href="#">ZRB1304</a>	3I23, recombinant monoclonal	ICC, IHC (p), WB	rat, mouse, human		 



### Anti-Cre Recombinase Antibody, clone 1J11 ZooMAb<sup>®</sup> Rabbit Monoclonal

## All Photos (6)


Product No.	Clonality	Application	Species Reactivity	Citations	SDS
<a href="#">ZRB1966</a>	1J11, recombinant monoclonal	ELISA, WB, affinity binding assay	bacteria		 

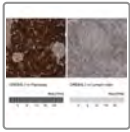


### Anti-CREBBP antibody produced in rabbit

**Synonym(s):** Anti-CBP, Anti-KAT3A, Anti-RSTS, Anti-RTS

## All Photos (6)


Product No.	Clonality	Application	Species Reactivity	Citations	SDS
<a href="#">HPA055861</a>	polyclonal	IF, IHC	human	1	

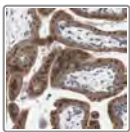


### Anti-CREB3L1 antibody produced in rabbit

**Synonym(s):** Anti-OASIS, Anti-cAMP-responsive element-binding protein 3-like protein 1

[All Photos](#) (3)


Product No.	Clonality	Application	Species Reactivity	Citations	SDS
<a href="#">HPA024069</a>	polyclonal	IHC	human	2	

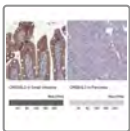


### Anti-CREB3L2 antibody produced in rabbit

**Synonym(s):** Anti-BBF2 human homolog on chromosome 7, Anti-cAMP-responsive element-binding protein 3-like protein 2

[All Photos](#) (5)



Product No.	Clonality	Application	Species Reactivity	Citations	SDS
<a href="#">HPA015068</a>	polyclonal	IHC, WB	human	8	

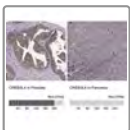


### Anti-CREB3L3 antibody produced in rabbit

**Synonym(s):** Anti-CREB-H, Anti-cAMP responsive element binding protein 3-like 3

[All Photos](#) (8)


Product No.	Clonality	Application	Species Reactivity	Citations	SDS
<a href="#">HPA056228</a>	polyclonal	IHC	human		
<a href="#">HPA040671</a>	polyclonal	IHC, WB	human		



### Anti-CREB3L4 antibody produced in rabbit

**Synonym(s):** Anti-AlbZIP, Anti-ATCE1, Anti-CAMP responsive element binding protein 3-like 4, Anti-CREB3, Anti-CREB4, Anti-HJAL

[All Photos](#) (4)

Product No.	Clonality	Application	Species Reactivity	Citations	SDS
<a href="#">HPA038122</a>	polyclonal	IF, IHC	human		




### Anti-CREG2 antibody produced in rabbit



**Synonym(s):** Anti-Cellular repressor of E1A-stimulated genes 2

[Photos](#) (3)

Product No.	Clonality	Application	Species Reactivity	Citations	SDS
<b>HPA038224</b>	polyclonal	IHC	human		



### Anti-CRELD1 antibody produced in rabbit

**Synonym(s):** Anti-AVSD2, Anti-cysteine-rich with EGF-like domains 1

[All Photos](#) (3)

Product No.	Clonality	Application	Species Reactivity	Citations	SDS
<b>HPA026964</b>	polyclonal	IF, IHC	human	1	

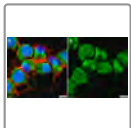


### Anti-CREM antibody produced in rabbit

**Synonym(s):** Anti-cAMP-responsive element modulator antibody produced in rabbit

[All Photos](#) (5)

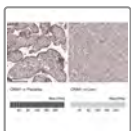
Product No.	Clonality	Application	Species Reactivity	Citations	SDS
<b>HPA001818</b>	polyclonal	IHC	rat, mouse, human	7	



### Anti-CRFR1/CRHR1 Antibody, clone 1N21 ZooMAb® Rabbit Monoclonal

[All Photos](#) (5)


Product No.	Clonality	Application	Species Reactivity	Citations	SDS
<b>ZRB2302</b>	recombinant monoclonal	ICC, WB, affinity binding assay	rat, mouse, human		

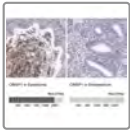


### Anti-CRIM1 antibody produced in rabbit

**Synonym(s):** Anti-CRIM-1 antibody produced in rabbit, Anti-Cysteine-rich motor neuron 1 protein precursor antibody produced in rabbit, Anti-Cysteine-rich repeat-containing protein S52 antibody produced in rabbit

[All Photos](#) (3)


Product No.	Clonality	Application	Species Reactivity	Citations	SDS
<b>HPA000556</b>	polyclonal	IHC	human	1	

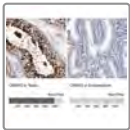


### Anti-CRISP1

**Synonym(s):** AEGL1, ARP, CRISP-1, HSCRISP1D, HSCRISP1G, HUMARP

[All Photos \(3\)](#)


Product No.	Clonality	Application	Species Reactivity	Citations	SDS
<b>HPA030534</b>	polyclonal	IHC	human		



### Anti-CRISP2 antibody produced in rabbit

**Synonym(s):** Anti-CRISP-2, Anti-CT36, Anti-GAPDL5, Anti-TPX1, Anti-cysteine-rich secretory protein 2

[All Photos \(3\)](#)


Product No.	Clonality	Application	Species Reactivity	Citations	SDS
<b>HPA031248</b>	polyclonal	IHC	human		



### Anti-CRISP1 antibody produced in rabbit

**Synonym(s):** Anti-AEGL1, Anti-ARP, Anti-CRISP-1, Anti-Cysteine-rich secretory protein 1, Anti-HSCRISP1D, Anti-HSCRISP1G, Anti-HUMARP

[All Photos \(3\)](#)


Product No.	Clonality	Application	Species Reactivity	Citations	SDS
<b>HPA028445</b>	polyclonal	IHC	human	2	



### Anti-CRLF3 antibody produced in rabbit

**Synonym(s):** Anti-CREME-9, Anti-Cytokine receptor-like factor 3, Anti-Cytokine receptor-like molecule 9, Anti-Cytokine receptor-related protein 4, Anti-Type I cytokine receptor-like factor p48

[All Photos \(6\)](#)


Product No.	Clonality	Application	Species Reactivity	Citations	SDS
<b>HPA007596</b>	polyclonal	IF, IHC	human	3	




### Anti-CRMP1 antibody produced in rabbit

**Synonym(s):** Anti-Collapsin response mediator protein 1, Anti-DPYSL1, Anti-DRP-1

**All Photos** (3)


Product No.	Clonality	Application	Species Reactivity	Citations	SDS
<b>HPA035640</b>	polyclonal	IF, IHC	human	4	




**Anti-CRMP2 antibody produced in rabbit**

**Synonym(s):** Anti-Collapsin Response Mediator Protein 2, Anti-Dihydropyriminidase Related Protein-2 (DRP2, DRP-2, DHPRP2), Anti-Dihydropyriminidase-like 2 (DPYSL2), Anti-TOAD-64

**All Photos** (2)


Product No.	Clonality	Application	Species Reactivity	Citations	SDS
<b>C2993</b>	polyclonal	WB	human, mouse, rat	34	

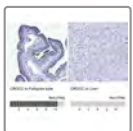


**Anti-CRNN antibody produced in rabbit**

**Synonym(s):** Anti-53 kDa putative calcium-binding protein, Anti-53 kDa squamous epithelial-induced stress protein, Anti-58 kDa heat shock protein, Anti-Cornulin, Anti-Squamous epithelial heat shock protein 53, Anti-Tumor-related protein

**All Photos** (3)



Product No.	Clonality	Application	Species Reactivity	Citations	SDS
<b>HPA024343</b>	polyclonal	IHC	human	3	

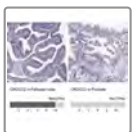


**Anti-CROCC antibody produced in rabbit**

**Synonym(s):** Anti-Ciliary rootlet coiled-coil protein, Anti-Rootletin

**All Photos** (14)


Product No.	Clonality	Application	Species Reactivity	Citations	SDS
<b>HPA021762</b>	polyclonal	IHC	human	2	
<b>HPA021191</b>	polyclonal	IF, IHC, WB	human	3	

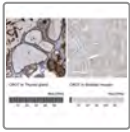


**Anti-CROCC2 antibody produced in rabbit**

**Synonym(s):** Anti-Uncharacterized protein

**All Photos** (3)




Product No.	Clonality	Application	Species Reactivity	Citations	SDS
<b>HPA048678</b>	polyclonal	IHC	human		



## Anti-CROT antibody produced in rabbit


**Synonym(s):** Anti-COT, Anti-Peroxisomal carnitine O-octanoyltransferase

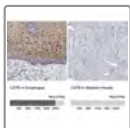
### All Photos (10)

Product No.	Clonality	Application	Species Reactivity	Citations	SDS
<b>HPA019364</b>	polyclonal	IHC	human	2	
<b>HPA019052</b>	polyclonal	IHC	human	2	
<b>HPA019365</b>	polyclonal	IF, IHC	human	2	

## All Anti-CSTA antibody produced in rabbit

**Photos (8)** **Synonym(s):** Anti-Cystatin-A antibody produced in rabbit, Anti-Cystatin-AS antibody produced in rabbit, Anti-Stefin-A antibody produced in rabbit



Product No.	Clonality	Application	Species Reactivity	Citations	SDS
<b>HPA001031</b>	polyclonal	IF, IHC	human	6	

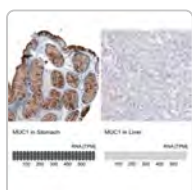


## Anti-CSTB antibody produced in rabbit

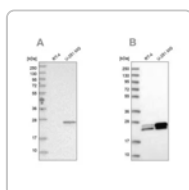
**Synonym(s):** Anti-CPI-B, Anti-Cystatin-B, Anti-Liver thiol proteinase inhibitor, Anti-Stefin-B

**All Photos (10)**

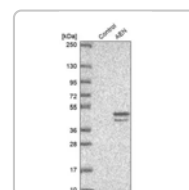
Product No.	Clonality	Application	Species Reactivity	Citations	SDS
<b>HPA058557</b>	polyclonal	IHC	human		
<b>HPA017380</b>	polyclonal	IF, IHC	human	2	



Sigma-Aldrich  
**AMAB91533**  
Monoclonal  
Anti-MUC1...



Sigma-Aldrich  
**HPA028118**  
Anti-GUK1



Sigma-Aldric  
**HPA0485**  
Anti-AEN  
antibody.






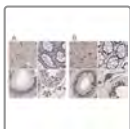
## Anti-CSTF2 antibody produced in rabbit

**Synonym(s):** Anti-CF-1 64 kDa subunit antibody produced in rabbit, Anti-CSTF 64 kDa subunit antibody produced in rabbit, Anti-Cleavage stimulation factor 64 kDa subunit antibody produced in rabbit, Anti-CstF-64 antibody produced in rabbit

[All](#)

[Photos \(7\)](#)



Product No.	Clonality	Application	Species Reactivity	Citations	SDS
<a href="#">HPA000427</a>	polyclonal	IF, IHC	mouse, rat, human		



## Anti-CSTF3 antibody produced in rabbit

**Synonym(s):** Anti-Cleavage stimulation factor, 3' pre-rna, subunit 3, 77kda, Anti-Cstf-77


[All Photos \(15\)](#)

Product No.	Clonality	Application	Species Reactivity	Citations	SDS
<a href="#">HPA040168</a>	polyclonal	IHC	human, rat, mouse		
<a href="#">HPA039743</a>	polyclonal	IF, IHC	human, mouse		



## Anti-CT45A1 antibody produced in rabbit


[All Photos \(6\)](#)

Product No.	Clonality	Application	Species Reactivity	Citations	SDS
<a href="#">HPA044735</a>	polyclonal	IF, IHC, WB	human		



## Anti-CTAG2 antibody produced in rabbit



[All Photos \(5\)](#)

Product No.	Clonality	Application	Species Reactivity	Citations	SDS
<a href="#">HPA071467</a>	polyclonal	IHC	human		



## Anti-CTB-50L17.10 antibody produced in rabbit



[All Photos \(13\)](#)

Product No.	Clonality	Application	Species Reactivity	Citations	SDS
<b>HPA042559</b>	polyclonal	IF, IHC	human		
<b>HPA044208</b>	polyclonal	IF, IHC, WB	human		



## Anti-CTCF antibody, clone 1B18, ZooMAb<sup>®</sup> Rabbit monoclonal

**All Photos** (19)


Product No.	Clonality	Application	Species Reactivity	Citations	SDS
<b>ZRB1009</b>	1B18, monoclonal recombinant monoclonal	ICC, IHC (p), WB	human, mouse, rat	 	

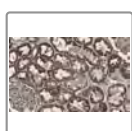


## Anti-CTCFL antibody produced in rabbit

**Synonym(s):** Anti-Brother of the regulator of imprinted sites antibody produced in rabbit, Anti-CCCTC-binding factor antibody produced in rabbit, Anti-CTCF paralog antibody produced in rabbit, Anti-Transcriptional repressor CTCFL antibody produced in rabbit, Anti-Zinc finger protein CTCF-T antibody produced in rabbit



**All Photos** (3)

Product No.	Clonality	Application	Species Reactivity	Citations	SDS
<b>HPA001472</b>	polyclonal	IHC	human	8	



## Anti-CTGF Antibody, clone 1O16 ZooMAb<sup>®</sup> Rabbit Monoclonal

**All Photos** (20)



Product No.	Clonality	Application	Species Reactivity	Citations	SDS
<b>ZRB1705</b>	1O16, recombinant monoclonal	ICC, IHC (p), WB, affinity binding assay	mouse, human	 	

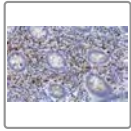


## Anti-CTH antibody produced in rabbit

**Synonym(s):** Anti-Cystathionine gamma-lyase, Anti-Gamma-cystathionase



## All Photos (17)

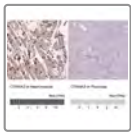
Product No.	Clonality	Application	Species Reactivity	Citations	SDS
<a href="#">HPA021591</a>	polyclonal	IHC	human		
<a href="#">HPA023300</a>	polyclonal	IHC	human	7	



### Anti-CTLA4/CD152 Antibody, clone 1D10 ZooMAb<sup>®</sup> Rabbit Monoclonal


## All Photos (12)

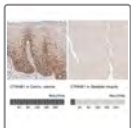
Product No.	Clonality	Application	Species Reactivity	Citations	SDS
<a href="#">ZRB1783</a>	1D10, recombinant monoclonal	FACS, ICC, IHC (p), WB, affinity binding assay	human		 



### Anti-CTNNA3 antibody produced in rabbit



## All Photos (3)

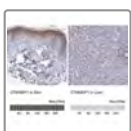
Product No.	Clonality	Application	Species Reactivity	Citations	SDS
<a href="#">HPA061818</a>	polyclonal	IHC	human		



### Anti-CTNNB1 antibody produced in rabbit


## All Photos (13)

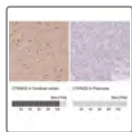
Product No.	Clonality	Application	Species Reactivity	Citations	SDS
<a href="#">HPA029160</a>	polyclonal	IF, IHC	human	3	
<a href="#">HPA029159</a>	polyclonal	IF, IHC	human	8	



### Anti-CTNNBIP1 antibody produced in rabbit

## All Photos (3)


Product No.	Clonality	Application	Species Reactivity	Citations	SDS
<a href="#">HPA067089</a>	polyclonal	IF, IHC	human		

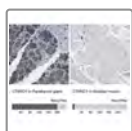


### Anti-CTNND2 antibody produced in rabbit

**Synonym(s):** Anti-GT24, Anti-NPRAP, Anti-catenin (cadherin-associated protein), delta 2

## All Photos (3)



Product No.	Clonality	Application	Species Reactivity	Citations	SDS
<a href="#">HPA015077</a>	polyclonal	IHC	human	1	

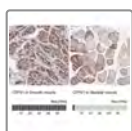


### Anti-CTNND1 antibody produced in rabbit

**Synonym(s):** Anti-CTNND, Anti-KIAA0384, Anti-p120, Anti-p120cas, Anti-p120ctn, Anti-CAS, Anti-Cadherin-associated Src substrate, Anti-Catenin delta-1, Anti-p120 catenin, Anti-p120(cas), Anti-p120(ctn)


## All Photos (10)

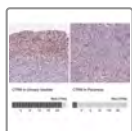
Product No.	Clonality	Application	Species Reactivity	Citations	SDS
<a href="#">HPA015954</a>	polyclonal	IHC	human	1	
<a href="#">HPA015955</a>	polyclonal	IF, IHC	mouse, rat, human	8	



### Anti-CTPS1 antibody produced in rabbit


## All Photos (4)

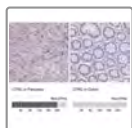
Product No.	Clonality	Application	Species Reactivity	Citations	SDS
<a href="#">HPA051322</a>	polyclonal	IF, IHC	human		



### Anti-CTR9 antibody produced in rabbit

## All Photos (5)

Product No.	Clonality	Application	Species Reactivity	Citations	SDS
<a href="#">HPA068122</a>	polyclonal	IF, IHC	human		

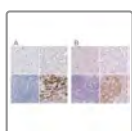


## Anti-CTRC antibody produced in rabbit

**Synonym(s):** Anti-CLCR, Anti-ELA4, Anti-chymotrypsin C (caldecrin)

[All Photos](#) (3)

Product No.	Clonality	Application	Species Reactivity	Citations	SDS
<a href="#">HPA046920</a>	polyclonal	IHC	human		



## Anti-CTRL antibody produced in rabbit

**Synonym(s):** Anti-chymotrypsin-like

[All Photos](#) (15)

Product No.	Clonality	Application	Species Reactivity	Citations	SDS
<a href="#">HPA034504</a>	polyclonal	IHC	human		
<a href="#">HPA034505</a>	polyclonal	IHC	human		



## Anti-CTSA antibody produced in rabbit

**Synonym(s):** Anti-GSL, Anti-PPGB, Anti-cathepsin A

[All Photos](#) (7)

Product No.	Clonality	Application	Species Reactivity	Citations	SDS
<a href="#">HPA031068</a>	polyclonal	IF, IHC	human	1	



## Anti-CTSB antibody produced in rabbit

**Synonym(s):** Anti-APP secretase, Anti-APPS, Anti-Cathepsin B precursor, Anti-Cathepsin B1


[All Photos](#) (9)

Product No.	Clonality	Application	Species Reactivity	Citations	SDS
<a href="#">HPA048998</a>	polyclonal	IF, IHC	human		
<a href="#">HPA018156</a>	polyclonal	IF, IHC	human	13	



## Anti-CTSE antibody produced in rabbit

[All Photos](#) (4)


Product No.	Clonality	Application	Species Reactivity	Citations	SDS
<a href="#">HPA012940</a>	polyclonal	IHC	human	5	



## Anti-CTSG antibody produced in rabbit

**Synonym(s):** Anti-CG

[All Photos](#) (5)


Product No.	Clonality	Application	Species Reactivity	Citations	SDS
<a href="#">HPA047737</a>	polyclonal	IHC	human	1	




## Anti-CTSH antibody produced in rabbit

**Synonym(s):** Anti-Cathepsin H precursor

[All Photos](#) (4)


Product No.	Clonality	Application	Species Reactivity	Citations	SDS
<a href="#">HPA003524</a>	polyclonal	IF, IHC	human	4	



## Anti-CTSS antibody produced in rabbit

**Synonym(s):** Anti-Cathepsin S precursor antibody produced in rabbit

[All Photos](#) (3)


Product No.	Clonality	Application	Species Reactivity	Citations	SDS
<a href="#">HPA002988</a>	polyclonal	IF, IHC	human	2	




## Anti-CTTNBP2 antibody produced in rabbit

**Synonym(s):** Anti-C7orf8, Anti-CORTBP2, Anti-KIAA1758, Anti-Orf4

[All Photos](#) (4)


Product No.	Clonality	Application	Species Reactivity	Citations	SDS
<a href="#">HPA044654</a>	polyclonal	IF, IHC	human		



## Anti-CUBN

**Synonym(s):** IFCR, MGA1, gp280

[All Photos](#) (6)


Product No.	Clonality	Application	Species Reactivity	Citations	SDS
<a href="#">HPA043854</a>	polyclonal	IHC	human		



## Anti-CUBN antibody produced in rabbit


**Synonym(s):** IFCR, MGA1, gp280


[All Photos](#) (6)

Product No.	Clonality	Application	Species Reactivity	Citations	SDS
<a href="#">HPA004133</a>	polyclonal	IHC	human	2	

**All Photos (3) Anti-CUEDC2 antibody produced in rabbit**

**Synonym(s):** Anti-C10orf66, Anti-CUE domain containing 2, Anti-MGC2491



Product No.	Clonality	Application	Species Reactivity	Citations	SDS
<b>HPA036544</b>	polyclonal	IF, IHC	human		

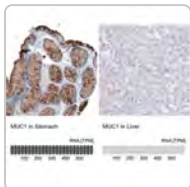


**Anti-CUEDC1 antibody produced in rabbit**

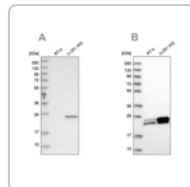
**Synonym(s):** Anti-CUE domain-containing protein 1

**All Photos (4)**

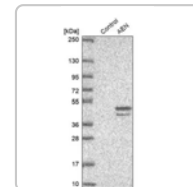
Product No.	Clonality	Application	Species Reactivity	Citations	SDS
<b>HPA024836</b>	polyclonal	IHC	human	1	
<b>HPA023050</b>	polyclonal	IHC	human	1	



**Sigma-Aldrich**  
**AMAB91533**  
**Monoclonal**  
**Anti-MUC1...**

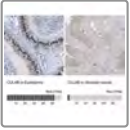


**Sigma-Aldrich**  
**HPA028118**  
**Anti-GUK1**



**Sigma-Aldric**  
**HPA0485**  
**Anti-AEN**  
**antibody.**





## Anti-CUL4B antibody produced in rabbit

**Synonym(s):** Anti-CUL-4B antibody produced in rabbit, Anti-Cullin-4B antibody produced in rabbit

[All](#)

[Photos \(6\)](#)

Product No.	Clonality	Application	Species Reactivity	Citations	SDS
<a href="#">HPA011880</a>	polyclonal	IF, IHC	human, rat, mouse	21	



## Anti-Cullin-4A antibody produced in rabbit

**Synonym(s):** Anti-Cul4A

[All Photos \(3\)](#)

Product No.	Clonality	Application	Species Reactivity	Citations	SDS
<a href="#">C0371</a>	polyclonal	IF, WB	human	11	

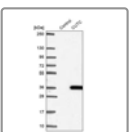


## Anti-Cullin-4B antibody produced in rabbit

**Synonym(s):** Anti-Cul4B, Anti-MRXHF2, Anti-MRXSC, Anti-SFM2

[All Photos \(2\)](#)

Product No.	Clonality	Application	Species Reactivity	Citations	SDS
<a href="#">C9995</a>	polyclonal	WB	human	25	



## Anti-CUTC antibody produced in rabbit

**Synonym(s):** Anti-CGI-32, Anti-CutC copper transporter homolog (*E. coli*)

[All Photos \(3\)](#)



Product No.	Clonality	Application	Species Reactivity	Citations	SDS
<a href="#">HPA038619</a>	polyclonal	IF, IHC	human		

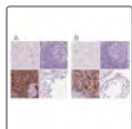


## Anti-CUX1 Antibody, clone 1J18 ZooMAb<sup>®</sup> Rabbit Monoclonal

[All](#)



[Photos \(7\)](#)


Product No.	Clonality	Application	Species Reactivity	Citations	SDS
<b>ZRB2276</b>	1J18, recombinant monoclonal	ICC, IHC, WB, affinity binding assay	human		 



### Anti-CUZD1 antibody produced in rabbit

[All Photos](#) (14)


Product No.	Clonality	Application	Species Reactivity	Citations	SDS
<b>HPA068479</b>	polyclonal	IHC	human	1	
<b>HPA068660</b>	polyclonal	IHC	human		

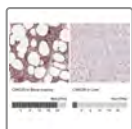


### Anti-CWC27 antibody produced in rabbit

**Synonym(s):** Anti-Antigen NY-CO-10, Anti-Peptidyl-prolyl cis-trans isomerase SDCCAG10, Anti-SDCCAG10, Anti-Serologically defined colon cancer antigen 10


[All Photos](#) (4)

Product No.	Clonality	Application	Species Reactivity	Citations	SDS
<b>HPA020344</b>	polyclonal	IF, IHC	human, mouse, rat	1	



### Anti-CWC25 antibody produced in rabbit

[All Photos](#) (4)


Product No.	Clonality	Application	Species Reactivity	Citations	SDS
<b>HPA062997</b>	polyclonal	IF, IHC	human	1	




### Anti-CXADR antibody produced in rabbit

**Synonym(s):** Anti-CAR, Anti-coxsackie virus and adenovirus receptor

[All Photos](#) (13)



Product No.	Clonality	Application	Species Reactivity	Citations	SDS
<b>HPA030412</b>	polyclonal	IHC	human		

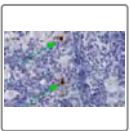
Product No.	Clonality	Application	Species Reactivity	Citations	SDS
<b>HPA030411</b>	polyclonal	IF, IHC	human	2	



**Anti-CXADR/CAR Antibody, clone 1D19 ZooMAb<sup>®</sup> Rabbit Monoclonal**



**All Photos** (12)

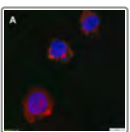
Product No.	Clonality	Application	Species Reactivity	Citations	SDS
<b>ZRB1749</b>	1D19, recombinant monoclonal	ICC, IHC (p), WB, affinity binding assay	human		 



**Anti-CXCL10 Antibody, clone 3F14 ZooMAb<sup>®</sup> Rabbit Monoclonal**



**All Photos** (14)

Product No.	Clonality	Application	Species Reactivity	Citations	SDS
<b>ZRB1654</b>	3F14, recombinant monoclonal	IF, IHC, WB, affinity binding assay	human		 



**Anti-CXCL9/MIG Antibody, clone 1H13 ZooMAb<sup>®</sup> Rabbit Monoclonal**

**All Photos** (10)

Product No.	Clonality	Application	Species Reactivity	Citations	SDS
<b>ZRB2745</b>	1H13, recombinant monoclonal	ICC, WB, affinity binding assay	human		 






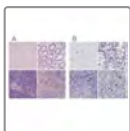
**Anti-CXCL12/SDF1 Antibody, clone 5I2 ZooMAb<sup>®</sup> Rabbit Monoclonal**



**Synonym(s):** Anti-PRPS1 Antibody, clone 2D21 ZooMAb® Rabbit Monoclonal

[Photos](#) (8)


Product No.	Clonality	Application	Species Reactivity	Citations	SDS
<b>ZRB2474</b>	5I2, recombinant monoclonal	FACS, ICC, IHC, WB	mouse, human		  

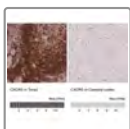


### Anti-CXCR2 antibody produced in rabbit

**Synonym(s):** Anti-CD182, Anti-CMKAR2, Anti-IL8RB

[All Photos](#) (6)


Product No.	Clonality	Application	Species Reactivity	Citations	SDS
<b>HPA031999</b>	polyclonal	IHC	human	1	

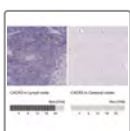


### Anti-CXCR5 antibody produced in rabbit

**Synonym(s):** Anti-BLR1, Anti-CD185, Anti-MDR15

[All Photos](#) (4)


Product No.	Clonality	Application	Species Reactivity	Citations	SDS
<b>HPA042432</b>	polyclonal	IHC	human	2	

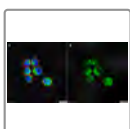


### Anti-CXCR3 antibody produced in rabbit

**Synonym(s):** Anti-CD183, Anti-CKR-L2, Anti-CMKAR3, Anti-GPR9, Anti-IP10-R, Anti-MigR



[All Photos](#) (5)

Product No.	Clonality	Application	Species Reactivity	Citations	SDS
<b>HPA045942</b>	polyclonal	IHC	human		




### Anti-CXCR5 Antibody, clone 1G22 ZooMAb® Rabbit Monoclonal

[All Photos](#) (4)

Product No.	Clonality	Application	Species Reactivity	Citations	SDS
<b>ZRB2573</b>	1G22, recombinant	FACS, ICC, WB,	human		 

Product No.	Clonality	Application	Species Reactivity	Citations	SDS
	monoclonal	affinity binding assay			





## Anti-CXCR4 Antibody, clone 2L2, ZooMAb<sup>®</sup> Rabbit Monoclonal

**All**

**Photos** (14)



**Synonym(s):** C-X-C chemokine receptor type 4, CD184, CXC-R4, FB22, Fusin, HM89, LAP-3, LCR1, LESTR, LPS-associated protein 3, Leukocyte-derived seven transmembrane domain receptor, Lipopolysaccharide-associated protein 3, NPYRL, SDF-1 receptor, Stromal cell-derived factor 1 receptor

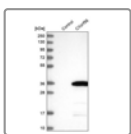
Product No.	Clonality	Application	Species Reactivity	Citations	SDS
<b>ZRB1357</b>	2L2, monoclonal recombinant monoclonal	ELISA, ICC, IHC (p), affinity binding assay	human		 



## Anti-CXorf67 antibody produced in rabbit

**All Photos** (18)



Product No.	Clonality	Application	Species Reactivity	Citations	SDS
<b>HPA004003</b>	polyclonal	IF, IHC, WB	human	2	
<b>HPA006128</b>	polyclonal	IF, IHC, WB	human	1	




## Anti-CXorf56 antibody produced in rabbit

**Synonym(s):** Anti-Chromosome X open reading frame 56, Anti-FLJ22965

**All Photos** (4)


Product No.	Clonality	Application	Species Reactivity	Citations	SDS
<b>HPA038617</b>	polyclonal	IHC	human		
<b>HPA038245</b>	polyclonal	IHC	human		

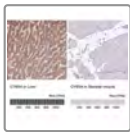


## Anti-CXORF38 antibody produced in rabbit

**Synonym(s):** Anti-MGC39350, Anti-chromosome X open reading frame 38



## All Photos (3)


Product No.	Clonality	Application	Species Reactivity	Citations	SDS
<a href="#">HPA050120</a>	polyclonal	IF, IHC	human		



## Anti-CYB5A antibody produced in rabbit


## All Photos (11)

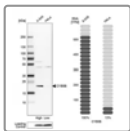
Product No.	Clonality	Application	Species Reactivity	Citations	SDS
<a href="#">HPA058547</a>	polyclonal	IF, IHC	human	2	
<a href="#">HPA047548</a>	polyclonal	IF, IHC	human		



## Anti-CYB561A3 antibody produced in rabbit

## All Photos (2)


Product No.	Clonality	Application	Species Reactivity	Citations	SDS
<a href="#">HPA052548</a>	polyclonal	IHC	human		



## Anti-CYB5B antibody produced in rabbit

**Synonym(s):** Anti-Cytochrome b5 outer mitochondrial membrane isoform, Anti-Cytochrome b5 type B precursor

## All Photos (3)


Product No.	Clonality	Application	Species Reactivity	Citations	SDS
<a href="#">HPA007893</a>	polyclonal	IF, IHC	human	4	

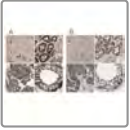


## Anti-CYBB antibody produced in rabbit

**Synonym(s):** Anti-CGD, Anti-GP91-PHOX, Anti-NOX2

## All Photos (6)

Product No.	Clonality	Application	Species Reactivity	Citations	SDS
<a href="#">HPA051227</a>	polyclonal	IHC	human		





## Anti-CYB5R1 antibody produced in rabbit

**Synonym(s):** Anti-NAD(P)H:quinone oxidoreductase type 3, polypeptide A2 antibody produced in rabbit

[All](#)


[Photos](#) (11)

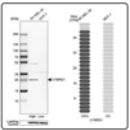
Product No.	Clonality	Application	Species Reactivity	Citations	SDS
<a href="#">HPA014147</a>	polyclonal	IHC	human	2	
<a href="#">HPA010641</a>	polyclonal	IHC	human	1	



## Anti-CYB5R2


[All Photos](#) (3)

Product No.	Clonality	Application	Species Reactivity	Citations	SDS
<a href="#">HPA061707</a>	polyclonal	IHC	human		



## Anti-CYBRD1 antibody produced in rabbit

[All Photos](#) (2)


Product No.	Clonality	Application	Species Reactivity	Citations	SDS
<a href="#">HPA014757</a>	polyclonal	IHC	human	7	

**All**

## Anti-CYC1 antibody produced in rabbit

**Photos**

(7) **Synonym(s):** Anti-Cytochrome c-1 antibody produced in rabbit, Anti-Cytochrome c1 heme protein, mitochondrial precursor antibody produced in rabbit



Product No.	Clonality	Application	Species Reactivity	Citations	SDS
<b>HPA001247</b>	polyclonal	IF, IHC	human, mouse, rat	8	



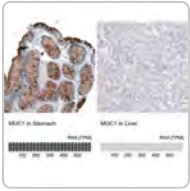
## Anti-Cyclin A2 Antibody, clone 2K11 ZooMAb<sup>®</sup> Rabbit Monoclonal

**All**

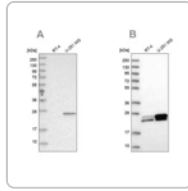
**Photos** (13)

Product No.	Clonality	Application	Species Reactivity	Citations	SDS
<b>ZRB1590</b>	2K11, recombinant monoclonal	ICC, IHC (p), WB, affinity binding assay	human, mouse, rat		 

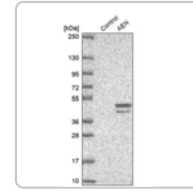




Sigma-Aldrich  
**AMAB91533**  
Monoclonal  
Anti-MUC1...



Sigma-Aldrich  
**HPA028118**  
Anti-GUK1




Sigma-Aldrich  
**HPA0485**  
Anti-AEN  
antibody.

[View Price and Availability](#)



[View Price and Availability](#)

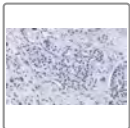
[View Price and Availat](#)



### Anti-Cyclin B1 Antibody, clone 1F21-H1 ZooMAb® Rabbit Monoclonal

**All Photos** (17)



Product No.	Clonality	Application	Species Reactivity	Citations	SDS
<b>ZRB1499</b>	1F21-H1, recombinant monoclonal	ICC, IHC (p), WB, affinity binding assay	human	 	



### Anti-Cyclin D1 Antibody, clone 1J9, ZooMAb® Rabbit Monoclonal

**Synonym(s):** B-cell lymphoma 1 protein, BCL-1, BCL-1 oncogene, G1/S-specific cyclin-D1, PRAD1 oncogene

**All Photos** (25)




Product No.	Clonality	Application	Species Reactivity	Citations	SDS
<b>ZRB1313</b>	1J9, monoclonal recombinant monoclonal	ICC, IHC (p), WB	human	 	

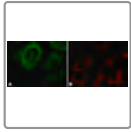


### Anti-Cyclin E Antibody, clone 1C7 ZooMAb® Rabbit Monoclonal

**Synonym(s):** Anti-Histamine Receptor 4 Antibody, clone 1E18 ZooMAb® Rabbit Monoclonal

**All Photos** (6)


Product No.	Clonality	Application	Species Reactivity	Citations	SDS
<b>ZRB1488</b>	1C7, recombinant monoclonal	ICC, IHC, WB	human		  

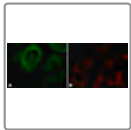


### Anti-Cyclophilin B antibody produced in rabbit

**Synonym(s):** Anti-CYP-S1, Anti-CYPB, Anti-OI9, Anti-PPIB, Anti-PPIase B, Anti-S-cyclophilin, Anti-SCYLP, Anti-cyclophilin-like protein, Anti-peptidyl-prolyl cis-trans isomerase B, Anti-peptidylprolyl isomerase B, Anti-rotamase B

**All  
Photos** (3)


Product No.	Clonality	Application	Species Reactivity	Citations	SDS
<b>SAB4200201</b>	polyclonal	IF, WB	human, rat, monkey, mouse	9	




### Anti-Cyclophilin B antibody, Mouse monoclonal

**Synonym(s):** Monoclonal Anti-CYP-S1, Monoclonal Anti-CYPB, Monoclonal Anti-OI9, Monoclonal Anti-PPIB, Monoclonal Anti-SCYLP, Monoclonal Anti-peptidylprolyl isomerase B

**All  
Photos** (3)


Product No.	Clonality	Application	Species Reactivity	Citations	SDS
<b>SAB4200360</b>	CYPB-3, monoclonal	WB	human, mouse, rat	8	



### Anti-CYGB antibody produced in rabbit

**Synonym(s):** Anti-Cytoglobin, Anti-HGb, Anti-Histoglobin, Anti-Stellate cell activation-associated protein


**All  
Photos** (3)

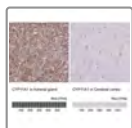
Product No.	Clonality	Application	Species Reactivity	Citations	SDS
<b>HPA017757</b>	polyclonal	IF	human	4	



### Anti-CYLC1 antibody produced in rabbit

**All Photos** (3)

Product No.	Clonality	Application	Species Reactivity	Citations	SDS
<b>HPA070355</b>	polyclonal	IHC	human		



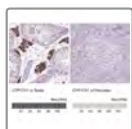
## Anti-CYP11A1 antibody produced in rabbit

**Synonym(s):** Anti-CYPXIA1, Anti-Cholesterol desmolase, Anti-Cholesterol side-chain cleavage enzyme, Anti-Cytochrome P450 11A1, mitochondrial precursor, Anti-P450(scc)

[All](#)

[Photos](#) (4)

Product No.	Clonality	Application	Species Reactivity	Citations	SDS
<a href="#">HPA016436</a>	polyclonal	IHC	human	11	



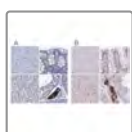
## Anti-CYP17A1 antibody produced in rabbit

**Synonym(s):** Anti-CPT7, Anti-CYP17, Anti-P450C17, Anti-S17AH, Anti-cytochrome P450, family 17, subfamily A, polypeptide 1

[All](#)

[Photos](#) (4)

Product No.	Clonality	Application	Species Reactivity	Citations	SDS
<a href="#">HPA048533</a>	polyclonal	IHC	human	1	



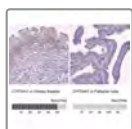
## Anti-CYP51A1 antibody produced in rabbit

**Synonym(s):** Anti-CP51, Anti-CYP51, Anti-CYPL1, Anti-LDM, Anti-cytochrome P450, family 51, subfamily A, polypeptide 1

[All](#)

[Photos](#) (15)

Product No.	Clonality	Application	Species Reactivity	Citations	SDS
<a href="#">HPA043508</a>	polyclonal	IF, IHC	human		
<a href="#">HPA041325</a>	polyclonal	IF, IHC	human	1	



## Anti-CYP24A1 antibody produced in rabbit

**Synonym(s):** Anti-1,25-dihydroxyvitamin D, Anti-24-OHase, Anti-Cytochrome P450 24A1, Anti-P450-CC24, Anti-Vitamin D(3)

[All](#)

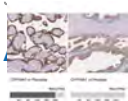
[Photos](#) (7)

Product No.	Clonality	Application	Species Reactivity	Citations	SDS
<a href="#">HPA022261</a>	polyclonal	IF, IHC	human	4	



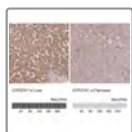
## Anti-CYP19A1 antibody produced in rabbit

**Synonym(s):** Anti-ARO, Anti-ARO1, Anti-CPV1, Anti-CYAR, Anti-P-450AROM, Anti-aromatase



tos (4)

Product No.	Clonality	Application	Species Reactivity	Citations	SDS
<a href="#">HPA051194</a>	polyclonal	IF, IHC	human	1	



### Anti-CYP27A1 antibody produced in rabbit

**Synonym(s):** Anti-CP27, Anti-CTX, Anti-CYP27

[All Photos](#) (7)

Product No.	Clonality	Application	Species Reactivity	Citations	SDS
<a href="#">HPA059155</a>	polyclonal	IF, IHC	human		

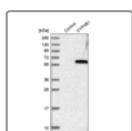


### Anti-CYP21A2 antibody produced in rabbit

**Synonym(s):** Anti-CA21H, Anti-CAH1, Anti-CPS1, Anti-CYP21, Anti-CYP21B, Anti-P450c21B, Anti-cytochrome P450, family 21, subfamily A, polypeptide 2

[All Photos](#) (14)

Product No.	Clonality	Application	Species Reactivity	Citations	SDS
<a href="#">HPA053371</a>	polyclonal	IHC	human	2	
<a href="#">HPA048979</a>	polyclonal	IHC	human	1	

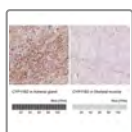


### Anti-CYP4B1 antibody produced in rabbit

**Synonym(s):** Anti-CYPIVB1 antibody produced in rabbit, Anti-Cytochrome P450 4B1 antibody produced in rabbit, Anti-P450-HP antibody produced in rabbit

[All Photos](#) (2)

Product No.	Clonality	Application	Species Reactivity	Citations	SDS
<a href="#">HPA004331</a>	polyclonal	IHC	human	4	



### Anti-CYP11B2 antibody produced in rabbit

[All Photos](#) (3)

Product No.	Clonality	Application	Species Reactivity	Citations	SDS
<a href="#">HPA057752</a>	polyclonal	IHC	human		



## Anti-CYP2C8 antibody produced in rabbit

**Synonym(s):** Anti-CYPIIC8, Anti-Cytochrome P450 2C8, Anti-P450 IIC2, Anti-P450 MP- 12/MP-20, Anti-P450 form 1, Anti-S-mephenytoin 4-hydroxylase

All

Photos (14)

Product No.	Clonality	Application	Species Reactivity	Citations	SDS
<a href="#">HPA013970</a>	polyclonal	IHC	human	3	
<a href="#">HPA013547</a>	polyclonal	IHC, WB	human	1	



## Anti-CYP2D6 antibody produced in rabbit

**Synonym(s):** Anti-CPD6, Anti-CYP2D, Anti-CYP2D7AP, Anti-CYP2D7BP, Anti-CYP2D7P2, Anti-CYP2D8P2, Anti-CYP2DL1, Anti-Cytochrome P450, Family 2, Subfamily D, Polypeptide 6, Anti-P450-DB1, Anti-P450C2D

All

Photos (4)

Product No.	Clonality	Application	Species Reactivity	Citations	SDS
<a href="#">HPA045223</a>	polyclonal	IHC	human		




## Anti-CYP2E1 antibody produced in rabbit

**Synonym(s):** Anti-CYP2E, Anti-NHN1, Anti-cytochrome P450, family 2, subfamily E, polypeptide 1, Anti-CYPIIE1 antibody produced in rabbit, Anti-Cytochrome P450 2E1 antibody produced in rabbit, Anti-P450-J antibody produced in rabbit

All

Photos (15)

Product No.	Clonality	Application	Species Reactivity	Citations	SDS
<a href="#">HPA029564</a>	polyclonal	IHC	human	1	
<a href="#">HPA009128</a>	polyclonal	IHC	rat, human, mouse	18	



## Anti-CYP4X1 antibody produced in rabbit

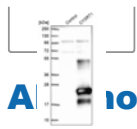
**Synonym(s):** Anti-MGC40051, Anti-cytochrome P450, family 4, subfamily X, polypeptide 1

All Photos (2)

Product No.	Clonality	Application	Species Reactivity	Citations	SDS
<a href="#">HPA017661</a>	polyclonal	IHC	human		

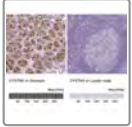


## Anti-CYSRT1 antibody produced in rabbit



## All Photos (3)

Product No.	Clonality	Application	Species Reactivity	Citations	SDS
<b>HPA021886</b>	polyclonal	IF, IHC	human	1	




### Anti-CYSTM1 antibody produced in rabbit

**Synonym(s):** Anti-C5orf32, Anti-ORF1-FL49, Anti-cysteine-rich transmembrane module containing 1

## All Photos (3)

Product No.	Clonality	Application	Species Reactivity	Citations	SDS
<b>HPA050930</b>	polyclonal	IHC	human		

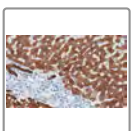


### Anti-Cytochrome c Antibody, clone 1M14 ZooMAb<sup>®</sup> Rabbit Monoclonal

**Synonym(s):** Cyt c, Cytochrome c somatic

## All Photos (23)


Product No.	Clonality	Application	Species Reactivity	Citations	SDS
<b>ZRB1503</b>	1M14, monoclonal recombinant monoclonal	ICC, IHC (p), WB, affinity binding assay	rat, human, monkey		



### Anti-Cytokeratin 18 Antibody, clone 1G20 ZooMAb<sup>®</sup> Rabbit Monoclonal



## All Photos (16)

Product No.	Clonality	Application	Species Reactivity	Citations	SDS
<b>ZRB1727</b>	1G20, recombinant monoclonal	FACS, ICC, IHC (p), WB, affinity binding assay	human, mouse		



## Anti-Cytokeratin 19 Antibody, clone 1B12 ZooMAb<sup>®</sup> Rabbit Monoclonal



[All Photos](#) (11)

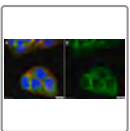
Product No.	Clonality	Application	Species Reactivity	Citations	SDS
<b>ZRB1599</b>	1B12, recombinant monoclonal	ICC, IHC (p), WB, affinity binding assay	human	 	



## Anti-Cytokeratin 5/6 Antibody, clone D5/16 B4 ZooMAb<sup>®</sup> Mouse Monoclonal




[All Photos](#) (13)

Product No.	Clonality	Application	Species Reactivity	Citations	SDS
<b>ZMS1057</b>	D5/16 B4, recombinant monoclonal	IF, IHC (p), WB	human	 	



## Anti-Cytokeratin 8 Antibody, clone TROMA-1 ZooMAb<sup>®</sup> Rat Monoclonal

[All Photos](#) (6)



Product No.	Clonality	Application	Species Reactivity	Citations	SDS
<b>ZRT1339</b>	recombinant monoclonal	ICC, IP, WB, affinity binding assay	human	  	



## Anti-Cytokeratin-14 Antibody, clone 1D15 ZooMAb<sup>®</sup> Rabbit Monoclonal

**Synonym(s):** CK-14, K14, Keratin, Keratin-14, type I cytoskeletal 14

[All Photos](#) (10)



Product No.	Clonality	Application	Species Reactivity	Citations	SDS
<b>ZRB1441</b>	1D15, monoclonal recombinant monoclonal	ICC, IHC (p), WB	human, rat, mouse	 	



All

Photos (8)

## Anti-Cytokeratin-17 Antibody, clone 2K20 ZooMAb<sup>®</sup> Rabbit Monoclonal



Product No.	Clonality	Application	Species Reactivity	Citations	SDS
<b>ZRB1842</b>	2K20, recombinant monoclonal	IHC (p), WB, affinity binding assay	rat, human, mouse	 	

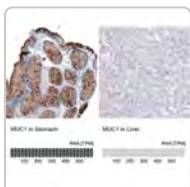


## Anti-Cytokeratin-20 Antibody, clone 1E20 ZooMAb<sup>®</sup> Rabbit Monoclonal

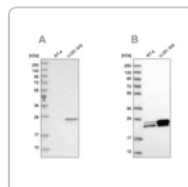
All

Photos (14)

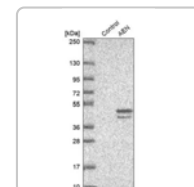
Product No.	Clonality	Application	Species Reactivity	Citations	SDS
<b>ZRB1938</b>	1E20, recombinant monoclonal	FACS, ICC, IHC, WB, affinity binding assay	human	 	




Sigma-Aldrich  
**AMAB91533**  
Monoclonal  
Anti-MUC1...



Sigma-Aldrich  
**HPA028118**  
Anti-GUK1





Sigma-Aldrich  
**HPA0485**  
Anti-AEN  
antibody.

[View Price and Availability](#)[View Price and Availability](#)[View Price and Availability](#)

### Anti-Cytokeratin-8 Antibody, clone 2D17 ZooMAb<sup>®</sup> Rabbit Monoclonal

**All Photos** (14)

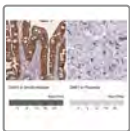
Product No.	Clonality	Application	Species Reactivity	Citations	SDS
<b>ZRB1688</b>	2D17, recombinant monoclonal	FACS, ICC, IHC (p), WB, affinity binding assay	human	 	



### Anti-Cytomegalovirus Antibody, clone 8B1.2 ZooMAb<sup>®</sup> Mouse Monoclonal


**All Photos** (12)

Product No.	Clonality	Application	Species Reactivity	Citations	SDS
<b>ZMS1015</b>	8B1.2, recombinant monoclonal	ELISA, ICC, IHC (p)	virus	 	



### Anti-DAB1 antibody produced in rabbit

**All Photos** (6)

Product No.	Clonality	Application	Species Reactivity	Citations	SDS
<b>HPA052033</b>	polyclonal	IF, IHC	human	3	




## Anti-DAB2 antibody produced in rabbit

**Synonym(s):** Anti-DOC-2

[All Photos](#) (6)

Product No.	Clonality	Application	Species Reactivity	Citations	SDS
<b>HPA028888</b>	polyclonal	IF, IHC	human	1	



## Anti-Dab-1 (C-terminal) from rabbit

**Synonym(s):** Anti-Dab1, Anti-Disabled homolog 1, Anti-Yotari

[All Photos](#) (2)

Product No.	Clonality	Application	Species Reactivity	Citations	SDS
<b>D1569</b>	polyclonal	WB	mouse, human, rat	11	



## Anti-DAO antibody produced in rabbit

**Synonym(s):** Anti-D-amino-acid oxidase, Anti-DAMOX

[All Photos](#) (4)

Product No.	Clonality	Application	Species Reactivity	Citations	SDS
<b>HPA038654</b>	polyclonal	IHC	human	3	



## Anti-DAP Kinase 1 Antibody, clone 1J22 ZooMAb<sup>®</sup> Rabbit Monoclonal

[All Photos](#) (19)


Product No.	Clonality	Application	Species Reactivity	Citations	SDS
<b>ZRB1402</b>	1J22, recombinant monoclonal	ICC, IHC (p), WB, affinity binding assay	human, mouse, rat		



## Anti-DAPL1 antibody produced in rabbit

**Synonym(s):** Anti-death associated protein-like 1




## All Photos (4)

Product No.	Clonality	Application	Species Reactivity	Citations	SDS
<a href="#">HPA046937</a>	polyclonal	IHC	human	3	



### Anti-DARPP-32 Antibody, clone 1D22 ZooMAb® Rabbit Monoclonal

## All Photos (6)



Product No.	Clonality	Application	Species Reactivity	Citations	SDS
<a href="#">ZRB2260</a>	recombinant monoclonal	IHC, WB, affinity binding assay	mouse, human, rat		  



### Anti-DARS2 antibody produced in rabbit

**Synonym(s):** Anti-AspRS, Anti-Aspartate--tRNA ligase, Anti-Aspartyl-tRNA synthetase, mitochondrial

## All Photos (13)




Product No.	Clonality	Application	Species Reactivity	Citations	SDS
<a href="#">HPA026506</a>	polyclonal	IHC	human	4	
<a href="#">HPA026528</a>	polyclonal	IF, IHC	human	4	



### Anti-DARS antibody produced in rabbit

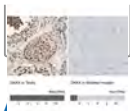
**Synonym(s):** Anti-aspartyl-tRNA synthetase, Anti-AspRS, Anti-Aspartate--tRNA ligase, Anti-Aspartyl-tRNA synthetase, cytoplasmic, Anti-Cell proliferation-inducing gene 40 protein

## All Photos (22)

Product No.	Clonality	Application	Species Reactivity	Citations	SDS
<a href="#">HPA029804</a>	polyclonal	IHC	human, rat, mouse		
<a href="#">HPA020451</a>	polyclonal	IF, IHC	human	2	
<a href="#">HPA029805</a>	polyclonal	IHC	mouse, human		



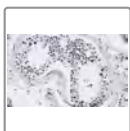
### Anti-DAXX antibody produced in rabbit



**Synonym(s):** Anti-Daxx antibody produced in rabbit, Anti-Death domain-associated protein 6 antibody produced in rabbit, Anti-EAP1 antibody produced in rabbit, Anti-ETS1-associated protein 1 antibody produced in rabbit, Anti-Fas death domain-associated protein antibody produced in rabbit, Anti-hDaxx antibody produced in rabbit

**Photos** (7)

Product No.	Clonality	Application	Species Reactivity	Citations	SDS
<b>HPA008736</b>	polyclonal	IHC	human	44	



### Anti-DAXX Antibody, clone 1L6 ZooMAb<sup>®</sup> Rabbit Monoclonal

**All**

**Photos** (17)

Product No.	Clonality	Application	Species Reactivity	Citations	SDS
<b>ZRB1332</b>	1L6, recombinant monoclonal	ICC, IHC (p), WB, affinity binding assay	human		



### Anti-DAZAP1 antibody produced in rabbit

**Synonym(s):** Anti-DAZ-associated protein 1 antibody produced in rabbit, Anti-Deleted in azoospermia-associated protein 1 antibody produced in rabbit

**All**

**Photos** (18)

Product No.	Clonality	Application	Species Reactivity	Citations	SDS
<b>HPA004201</b>	polyclonal	IF, IHC	rat, mouse, human	5	
<b>HPA004631</b>	polyclonal	IF, IHC	mouse, human, rat	4	




### Anti-DAZL antibody produced in rabbit

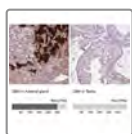
**Synonym(s):** Anti-DAZ homolog, Anti-DAZ-like autosomal, Anti-Deleted in azoospermia-like, Anti-Deleted in azoospermia-like 1, Anti-SPGY-like-autosomal

**All**

**Photos** (14)



Product No.	Clonality	Application	Species Reactivity	Citations	SDS
<b>HPA019593</b>	polyclonal	IHC	human	6	

Product No.	Clonality	Application	Species Reactivity	Citations	SDS
<a href="#">HPA019777</a>	polyclonal	IHC	human	7	



### Anti-DBH antibody produced in rabbit

[All Photos](#) (14)



Product No.	Clonality	Application	Species Reactivity	Citations	SDS
<a href="#">HPA002130</a>	polyclonal	IHC	human		
<a href="#">HPA070789</a>	polyclonal	IF, IHC	human		

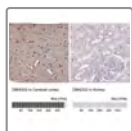


### Anti-DBN1 antibody produced in rabbit

**Synonym(s):** Anti-D0S117E

[All Photos](#) (13)


Product No.	Clonality	Application	Species Reactivity	Citations	SDS
<a href="#">HPA051452</a>	polyclonal	IF, IHC	human		
<a href="#">HPA056940</a>	polyclonal	IHC	human		

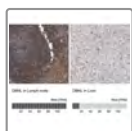


### Anti-DBNDD2 antibody produced in rabbit

**Synonym(s):** Anti-C20orf35, Anti-Dysbindin (Dystrobrevin Binding Protein 1) Domain Containing 2, Anti-HSMNP1

[All Photos](#) (5)


Product No.	Clonality	Application	Species Reactivity	Citations	SDS
<a href="#">HPA043991</a>	polyclonal	IF, IHC	human	1	





### Anti-DBNL antibody produced in rabbit

**Synonym(s):** Anti-HIP-55, Anti-SH3P7, Anti-drebrin-like, Anti-Cervical SH3P7, Anti-Cervical mucin-associated protein, Anti-Drebrin-F, Anti-Drebrin-like protein, Anti-HPK1-interacting protein of 55 kDa, Anti-SH3 domain-containing protein 7

[All Photos](#) (16)

Product No.	Clonality	Application	Species Reactivity	Citations	SDS
<a href="#">HPA027735</a>	polyclonal	IHC	mouse, rat, human	1	


Product No.	Clonality	Application	Species Reactivity	Citations	SDS
<a href="#">HPA020265</a>	polyclonal	IHC	mouse, human, rat	6	

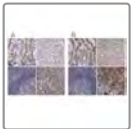


### Anti-DBR1 antibody produced in rabbit

**Synonym(s):** Anti-debranching enzyme homolog 1 (*S. cerevisiae*)

[All Photos](#) (6)




Product No.	Clonality	Application	Species Reactivity	Citations	SDS
<a href="#">HPA035365</a>	polyclonal	IF, IHC	human		

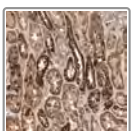


### Anti-DBT antibody produced in rabbit

**Synonym(s):** Anti-BCKAD E2 subunit, Anti-Dihydrolipoamide branched chain transacylase, Anti-Dihydrolipoyllysine-residue (2-methylpropanoyl), Anti-Lipoamide acyltransferase component of branched-chain alpha-keto acid dehydrogenase complex, mitochondrial

[All Photos](#) (28)


Product No.	Clonality	Application	Species Reactivity	Citations	SDS
<a href="#">HPA026481</a>	polyclonal	IHC	human		
<a href="#">HPA026485</a>	polyclonal	IF, IHC	human, rat, mouse	1	
<a href="#">HPA026533</a>	polyclonal	IHC	human		

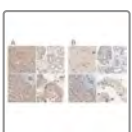


### Anti-DCAF11 antibody produced in rabbit

**Synonym(s):** Anti-DDB1 and CUL4 associated factor 11, Anti-GL014, Anti-PRO2389, Anti-WDR23

[All Photos](#) (3)



Product No.	Clonality	Application	Species Reactivity	Citations	SDS
<a href="#">HPA031157</a>	polyclonal	IF, IHC	human		

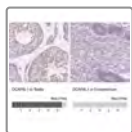


### Anti-DCAF7 antibody produced in rabbit

**Synonym(s):** Anti-WD repeat-containing protein 68, Anti-WD repeat-containing protein An11 homolog, Anti-WDR68

[All Photos](#) (13)


Product No.	Clonality	Application	Species Reactivity	Citations	SDS
<b>HPA022962</b>	polyclonal	IHC	human	3	
<b>HPA022948</b>	polyclonal	IF, IHC	human	5	

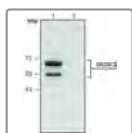


### Anti-DCAF8L1 antibody produced in rabbit

**Synonym(s):** Anti-DDB1 And CUL4 Associated Factor 8-Like 1, Anti-WDR42B

[All Photos](#) (3)


Product No.	Clonality	Application	Species Reactivity	Citations	SDS
<b>HPA043787</b>	polyclonal	IHC	human		



### Anti-DCDC2 (C-terminal) antibody produced in rabbit

**Synonym(s):** Anti-DCDC2A, Anti-RU2, Anti-RU2S

[All Photos](#) (2)



Product No.	Clonality	Application	Species Reactivity	Citations	SDS
<b>D3070</b>	polyclonal	WB	human	7	



### Anti-DCDC2 antibody produced in rabbit

**Synonym(s):** Anti-DCDC2A, Anti-Fbl14, Anti-KIAA1154, Anti-MGC40195, Anti-RU2, Anti-doublecortin domain containing 2

[All Photos](#) (10)


Product No.	Clonality	Application	Species Reactivity	Citations	SDS
<b>HPA031582</b>	polyclonal	IF, IHC	human	1	
<b>HPA031583</b>	polyclonal	IF, IHC	human		




### Anti-DCLK1 antibody produced in rabbit

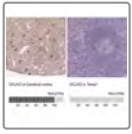
**Synonym(s):** Anti-DCAMKL1, Anti-DCDC3A, Anti-DCLK, Anti-KIAA0369, Anti-doublecortin-like kinase 1, Anti-doublecortin and CaM kinase-like 1

[All Photos](#) (5)

Product No.	Clonality	Application	Species Reactivity	Citations	SDS
<b>HPA015655</b>	polyclonal	IHC	human	1	



Product No.	Clonality	Application	Species Reactivity	Citations	SDS
<b>SAB4200186</b>	polyclonal	WB	rat, mouse, human	9	




### Anti-DCLK2 antibody produced in rabbit

**Synonym(s):** Anti-Doublecortin-like and CAM kinase-like 2, Anti-Doublecortin-like kinase 2, Anti-Serine/threonine-protein kinase DCLK2

**All**




**Photos** (3)

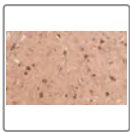
Product No.	Clonality	Application	Species Reactivity	Citations	SDS
<b>HPA015770</b>	polyclonal	IHC	human		

**All  
Photos** (7)

## Anti-DCLK1-L Antibody, clone 1D16 ZooMAb<sup>®</sup> Rabbit Monoclonal



**Synonym(s):** Anti-Siglec5/CD170 Antibody, clone 2J17 ZooMAb<sup>®</sup> Rabbit Monoclonal

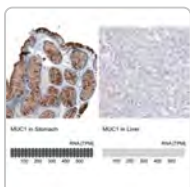
Product No.	Clonality	Application	Species Reactivity	Citations	SDS
<b>ZRB1378</b>	1D16, recombinant monoclonal	ICC, IHC, WB, affinity binding assay	human, rat, mouse	  	



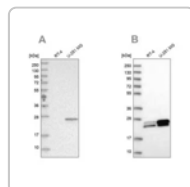
## Anti-DCLK1-S Antibody, clone 1D13 ZooMAb<sup>®</sup> Rabbit Monoclonal

**All  
Photos** (9)

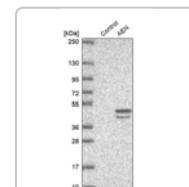
Product No.	Clonality	Application	Species Reactivity	Citations	SDS
<b>ZRB1379</b>	1D13, recombinant monoclonal	FACS, IHC, WB, affinity binding assay	rat, mouse, human	 	



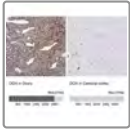
Sigma-Aldrich  
**AMAB91533**  
Monoclonal  
Anti-MUC1...



Sigma-Aldrich  
**HPA028118**  
Anti-GUK1



Sigma-Aldrich  
**HPA0485**  
Anti-AEN  
antibody.

[View Price and Availability](#)[View Price and Availability](#)[View Price and Availability](#)


### Anti-DCN antibody produced in rabbit

**Synonym(s):** Anti-Bone proteoglycan II antibody produced in rabbit, Anti-Decorin precursor antibody produced in rabbit, Anti-PG-S2 antibody produced in rabbit, Anti-PG40 antibody produced in rabbit

All

[Photos \(9\)](#)

Product No.	Clonality	Application	Species Reactivity	Citations	SDS
<a href="#">HPA064736</a>	polyclonal	IHC	human	1	
<a href="#">HPA003315</a>	polyclonal	IHC	human	5	



### Anti-DCT antibody produced in rabbit

**Synonym(s):** Anti-DCT, Anti-DT, Anti-L- dopachrome Delta-isomerase, Anti-L-dopachrome tautomerase precursor, Anti-TRP-2, Anti-TRP2, Anti-Tyrosinase-related protein 2

All

[Photos \(16\)](#)

Product No.	Clonality	Application	Species Reactivity	Citations	SDS
<a href="#">HPA010800</a>	polyclonal	IHC	human	6	
<a href="#">HPA010743</a>	polyclonal	IHC, WB	human	6	



### Anti-DCTN2 antibody produced in rabbit

**Synonym(s):** Anti-Dctn-50, Anti-Dynactin 2 (p50), Anti-Rbp50

[All Photos \(15\)](#)


Product No.	Clonality	Application	Species Reactivity	Citations	SDS
<a href="#">HPA040040</a>	polyclonal	IHC	rat, mouse, human	2	
<a href="#">HPA039715</a>	polyclonal	IF, IHC	human, rat, mouse	5	

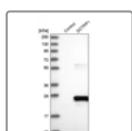


## Anti-DCTN6 antibody produced in rabbit

**Synonym(s):** Anti-Dynactin subunit 6, Anti-Dynactin subunit p27, Anti-Protein WS-3

[All Photos](#) (2)


Product No.	Clonality	Application	Species Reactivity	Citations	SDS
<a href="#">HPA024049</a>	polyclonal	IHC, WB	human		

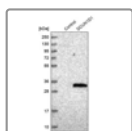


## Anti-DCTPP1 antibody produced in rabbit

**Synonym(s):** Anti-AC106782.6, Anti-NP\_077001.1, Anti-XTP3-transactivated protein A, Anti-XTP3A, Anti-XTP3TPA, mRNA

[All Photos](#) (3)


Product No.	Clonality	Application	Species Reactivity	Citations	SDS
<a href="#">HPA002832</a>	polyclonal	IF, IHC, WB	human	2	




## Anti-DCUN1D1 antibody produced in rabbit

**Synonym(s):** Anti-DCN1, defective in cullin neddylation 1, domain containing 1 (*S. cerevisiae*), Anti-DCUN1L1, Anti-RP42, Anti-SCCRO, Anti-SCRO, Anti-Tes3

[All Photos](#) (4)


Product No.	Clonality	Application	Species Reactivity	Citations	SDS
<a href="#">HPA035911</a>	polyclonal	IF, IHC	human	1	

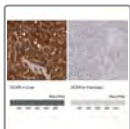


## Anti-DCUN1D4 antibody produced in rabbit

**Synonym(s):** Anti-DCN1, defective in cullin neddylation 1, domain containing 4 (*S. cerevisiae*), Anti-KIAA0276

[All Photos](#) (5)

Product No.	Clonality	Application	Species Reactivity	Citations	SDS
<a href="#">HPA036484</a>	polyclonal	IF, IHC	rat, mouse, human	1	



## Anti-DCXR antibody produced in rabbit

**Synonym(s):** Anti-Carbonyl reductase II, Anti-Dicarbonyl/L-xylulose reductase, Anti-Kidney dicarbonyl reductase, Anti-L-xylulose reductase, Anti-Sperm surface protein P34H, Anti-XR, Anti-kiDCR

[All](#)

[Photos](#) (8)

Product No.	Clonality	Application	Species Reactivity	Citations	SDS
<a href="#">HPA023863</a>	polyclonal	IHC	human		
<a href="#">HPA023371</a>	polyclonal	IHC	human	1	



## Anti-DDAH1 antibody produced in rabbit

**Synonym(s):** Anti-DDAH-1, Anti-DDAHI, Anti-Dimethylargininase-1, Anti-Dimethylarginine dimethylaminohydrolase 1, Anti-N recombinant

[All](#)

[Photos](#) (9)

Product No.	Clonality	Application	Species Reactivity	Citations	SDS
<a href="#">HPA071064</a>	polyclonal	IF, IHC	human		
<a href="#">HPA006308</a>	polyclonal	IF, IHC	mouse, human, rat	5	



## Anti-DDB2 antibody produced in rabbit

**Synonym(s):** Anti-DDBB, Anti-FLJ34321, Anti-UV-DDB2

[All Photos](#) (5)

Product No.	Clonality	Application	Species Reactivity	Citations	SDS
<a href="#">HPA058406</a>	polyclonal	IF, IHC	human		



## Anti-DDC antibody produced in rabbit

**Synonym(s):** Anti-AADC, Anti-Aromatic-L-amino-acid decarboxylase, Anti-DDC, Anti-DOPA decarboxylase

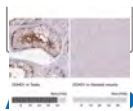
[All](#)

[Photos](#) (5)

Product No.	Clonality	Application	Species Reactivity	Citations	SDS
<a href="#">HPA017742</a>	polyclonal	IF, IHC	human, mouse, rat	5	

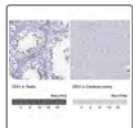


## Anti-DDHD1 antibody produced in rabbit



[Photos](#) (6)

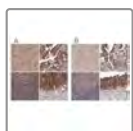
Product No.	Clonality	Application	Species Reactivity	Citations	SDS
<a href="#">HPA049870</a>	polyclonal	IHC	human		



### Anti-DDI1 antibody produced in rabbit

[All Photos](#) (3)

Product No.	Clonality	Application	Species Reactivity	Citations	SDS
<a href="#">HPA079511</a>	polyclonal	IF, IHC	human		

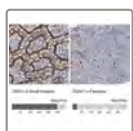


### Anti-DDO antibody produced in rabbit

**Synonym(s):** Anti-D-aspartate oxidase

[All Photos](#) (16)

Product No.	Clonality	Application	Species Reactivity	Citations	SDS
<a href="#">HPA037525</a>	polyclonal	IF, IHC	human		
<a href="#">HPA037526</a>	polyclonal	IF, IHC	human		



### Anti-DDX41 antibody produced in rabbit

**Synonym(s):** Anti-DEAD box protein 41, Anti-DEAD box protein abstract homolog, Anti-Probable ATP-dependent RNA helicase DDX41

[All Photos](#) (6)


Product No.	Clonality	Application	Species Reactivity	Citations	SDS
<a href="#">HPA017911</a>	polyclonal	IF, IHC	rat, human, mouse	3	




### Anti-DDX20 antibody produced in rabbit

**Synonym(s):** Anti-Component of gems 3, Anti-DEAD box protein 20, Anti-DEAD box protein DP 103, Anti-Gemin-3, Anti-Probable ATP-dependent RNA helicase DDX20

[All Photos](#) (4)

Product No.	Clonality	Application	Species Reactivity	Citations	SDS
<a href="#">HPA005516</a>	polyclonal	IHC	human	7	






### Anti-DDX6 antibody produced in rabbit

**Synonym(s):** Anti-ATP-dependent RNA helicase p54, Anti-DEAD box protein 6, Anti-Oncogene RCK, Anti-Probable ATP-dependent RNA helicase DDX6, Anti-DEAD (Asp-Glu-Ala-Asp) box polypeptide 6, Anti-FLJ12796, Anti-HLR2, Anti-RCK

[All](#)

[Photos](#) (9)

Product No.	Clonality	Application	Species Reactivity	Citations	SDS
<a href="#">HPA026644</a>	polyclonal	IHC	human	1	
<a href="#">HPA024201</a>	polyclonal	IF, IHC	rat, human, mouse	1	




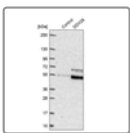
### Anti-DDX5 antibody produced in rabbit

**Synonym(s):** Anti-DEAD box protein 5, Anti-Probable ATP-dependent RNA helicase DDX5, Anti-RNA helicase p68

[All](#)

[Photos](#) (7)


Product No.	Clonality	Application	Species Reactivity	Citations	SDS
<a href="#">HPA020043</a>	polyclonal	IF, IHC	human, rat, mouse	6	



### Anti-DDX28 antibody produced in rabbit

**Synonym(s):** Anti-Dead (asp-glu-ala-asp) box polypeptide 28, Anti-Flj11282, Anti-Mddx28

[All Photos](#) (3)



Product No.	Clonality	Application	Species Reactivity	Citations	SDS
<a href="#">HPA041911</a>	polyclonal	IF, IHC	human		




### Anti-DDX4 antibody produced in rabbit

**Synonym(s):** Anti-DEAD (Asp-Glu-Ala-Asp) box polypeptide 4, Anti-VASA

[All Photos](#) (6)

Product No.	Clonality	Application	Species Reactivity	Citations	SDS
<a href="#">HPA037764</a>	polyclonal	IHC	human	1	
<a href="#">HPA037763</a>	polyclonal	IHC	human	3	



### Anti-DDX59 antibody produced in rabbit

**Synonym(s):** Anti-DEAD (Asp-Glu-Ala-Asp) box polypeptide 59, Anti-DKFZP564B1023, Anti-ZNHIT5

[All](#)

[Photos \(3\)](#)

Product No.	Clonality	Application	Species Reactivity	Citations	SDS
<a href="#">HPA047166</a>	polyclonal	IF, IHC, WB	human		



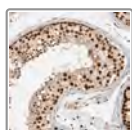
### Anti-DDX46 antibody produced in rabbit

**Synonym(s):** Anti-DEAD (Asp-Glu-Ala-Asp) box polypeptide 46, Anti-FLJ25329, Anti-KIAA0801, Anti-PRPF5, Anti-Prp5

[All](#)

[Photos \(6\)](#)

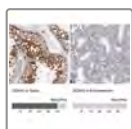
Product No.	Clonality	Application	Species Reactivity	Citations	SDS
<a href="#">HPA057501</a>	polyclonal	IF, WB	human		
<a href="#">HPA036554</a>	polyclonal	IHC	mouse, human, rat		



### Anti-DDX42 antibody produced in rabbit

[All Photos \(5\)](#)

Product No.	Clonality	Application	Species Reactivity	Citations	SDS
<a href="#">HPA025941</a>	polyclonal	IF, IHC	human	2	



### Anti-DDX43 antibody produced in rabbit

**Synonym(s):** Anti-CT13, Anti-DEAD (Asp-Glu-Ala-Asp) box polypeptide 43, Anti-DKFZp434H2114, Anti-HAGE

[All](#)

[Photos \(4\)](#)

Product No.	Clonality	Application	Species Reactivity	Citations	SDS
<a href="#">HPA031381</a>	polyclonal	IHC	human	5	





### Anti-DDX25 antibody produced in rabbit

**Synonym(s):** Anti-ATP-dependent RNA helicase DDX25, Anti-DEAD box protein 25, Anti-Gonadotropin-regulated testicular RNA helicase



**All**  
**Photos** (5)


Product No.	Clonality	Application	Species Reactivity	Citations	SDS
<a href="#">HPA020137</a>	polyclonal	IHC	human	3	



**Anti-DDX50 antibody produced in rabbit**

**Synonym(s):** Anti-DEAD (Asp-Glu-Ala-Asp) box polypeptide 50, Anti-GU2, Anti-GUB, Anti-MGC3199, Anti-RH-II/GuB

**All**  
**Photos** (3)



Product No.	Clonality	Application	Species Reactivity	Citations	SDS
<a href="#">HPA037388</a>	polyclonal	IF, IHC	human		

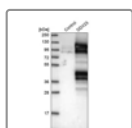


**Anti-DDX1 antibody produced in rabbit**

**Synonym(s):** Anti-Dbp-rb, Anti-Dead (asp-glu-ala-asp) box polypeptide 1


**All Photos** (16)

Product No.	Clonality	Application	Species Reactivity	Citations	SDS
<a href="#">HPA034502</a>	polyclonal	IF, IHC	mouse, human, rat		
<a href="#">HPA034503</a>	polyclonal	IF, IHC	mouse, rat, human		





**Anti-DDX23 antibody produced in rabbit**

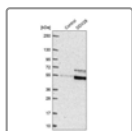
**All Photos** (2)

Product No.	Clonality	Application	Species Reactivity	Citations	SDS
<a href="#">HPA038680</a>	polyclonal	IHC	human		

## All Photos (6) **Anti-DDX4 antibody produced in rabbit**

**Synonym(s):** Anti-DEAD (Asp-Glu-Ala-Asp) box polypeptide 4, Anti-VASA


Product No.	Clonality	Application	Species Reactivity	Citations	SDS
<b>HPA037764</b>	polyclonal	IHC	human	1	
<b>HPA037763</b>	polyclonal	IHC	human	3	

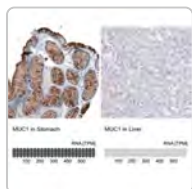


## **Anti-DDX28 antibody produced in rabbit**

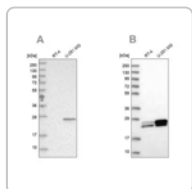
**Synonym(s):** Anti-Dead (asp-glu-ala-asp) box polypeptide 28, Anti-Flj11282, Anti-Mddx28

### All Photos (3)

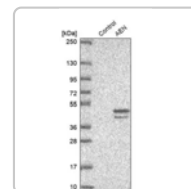
Product No.	Clonality	Application	Species Reactivity	Citations	SDS
<b>HPA041911</b>	polyclonal	IF, IHC	human		



Sigma-Aldrich  
**AMAB91533**  
Monoclonal  
Anti-MUC1...



Sigma-Aldrich  
**HPA028118**  
Anti-GUK1




Sigma-Aldrich  
**HPA0485**  
Anti-AEN  
antibody.

[View Price and Availability](#)

[View Price and Availability](#)

[View Price and Availab](#)

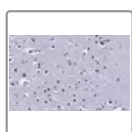


## Anti-DDX46 antibody produced in rabbit

**Synonym(s):** Anti-DEAD (Asp-Glu-Ala-Asp) box polypeptide 46, Anti-FLJ25329, Anti-KIAA0801, Anti-PRPF5, Anti-Prp5

**All Photos** (6)

Product No.	Clonality	Application	Species Reactivity	Citations	SDS
<b>HPA057501</b>	polyclonal	IF, WB	human		
<b>HPA036554</b>	polyclonal	IHC	mouse, human, rat		



## Anti-DDX5 Antibody, clone 4K14 ZooMAb<sup>®</sup> Rabbit Monoclonal

**All Photos** (11)

Product No.	Clonality	Application	Species Reactivity	Citations	SDS
<b>ZRB1808</b>	4K14, recombinant monoclonal	ICC, IHC (p), WB, affinity binding assay	rat, human, mouse, monkey		



## Anti-DDX39B antibody produced in rabbit

**All Photos** (6)

Product No.	Clonality	Application	Species Reactivity	Citations	SDS
<b>HPA058450</b>	polyclonal	IF, IHC	human		




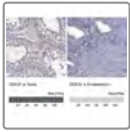
## Anti-DDX3X antibody produced in rabbit

**Synonym(s):** Anti-ATP-dependent RNA helicase DDX3Y antibody produced in rabbit, Anti-DEAD box protein 3, Y-chromosomal antibody produced in rabbit

**All Photos** (20)


Product No.	Clonality	Application	Species Reactivity	Citations	SDS
<b>HPA005631</b>	polyclonal	IF, IHC	mouse, rat, human	1	

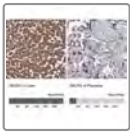
Product No.	Clonality	Application	Species Reactivity	Citations	SDS
<a href="#">HPA001648</a>	polyclonal	IF, IHC	human, mouse, rat	9	



### Anti-DDX3Y antibody produced in rabbit

[All Photos](#) (3)




Product No.	Clonality	Application	Species Reactivity	Citations	SDS
<a href="#">HPA059583</a>	polyclonal	IF, IHC	human		



### Anti-DECR1 antibody produced in rabbit

**Synonym(s):** Anti-2,4-dienoyl-CoA reductase [NADPH], Anti-2,4-dienoyl-CoA reductase, mitochondrial, Anti-4-enoyl-CoA reductase [NADPH]

[All Photos](#) (23)


Product No.	Clonality	Application	Species Reactivity	Citations	SDS
<a href="#">HPA023160</a>	polyclonal	IHC	human	2	
<a href="#">HPA023238</a>	polyclonal	IHC	human	3	
<a href="#">HPA023162</a>	polyclonal	IF, IHC	human	2	

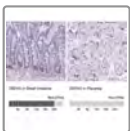


### Anti-DEF6 antibody produced in rabbit

**Synonym(s):** Anti-Differentially expressed in FDCP 6 homolog (mouse), Anti-IBP, Anti-SLAT, Anti-SWAP70L

[All Photos](#) (6)


Product No.	Clonality	Application	Species Reactivity	Citations	SDS
<a href="#">HPA038976</a>	polyclonal	IHC	rat, human		

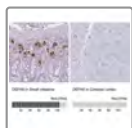


### Anti-DEFA5 antibody produced in rabbit

**Synonym(s):** Anti-Defensin, alpha 5, Anti-Defensin-5 precursor

[All Photos](#) (5)

Product No.	Clonality	Application	Species Reactivity	Citations	SDS
<a href="#">HPA015775</a>	polyclonal	IHC	human	1	




### Anti-DEFA6 antibody produced in rabbit

**Synonym(s):** Anti-Defensin, alpha 6, Anti-Defensin-6

[All Photos](#) (7)

Product No.	Clonality	Application	Species Reactivity	Citations	SDS
<a href="#">HPA019462</a>	polyclonal	IHC	human	11	




### Anti-DEFA4 antibody produced in rabbit

**Synonym(s):** Anti-DEF4, Anti-HP-4, Anti-defensin, alpha 4, corticostatin

[All Photos](#) (5)

Product No.	Clonality	Application	Species Reactivity	Citations	SDS
<a href="#">HPA051266</a>	polyclonal	IHC	human		

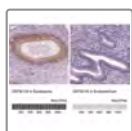


### Anti-DEFB125 antibody produced in rabbit

**Synonym(s):** Anti-Defb-25, Anti-Defensin,  $\beta$  125

[All Photos](#) (2)

Product No.	Clonality	Application	Species Reactivity	Citations	SDS
<a href="#">HPA043095</a>	polyclonal	IHC, WB	human		

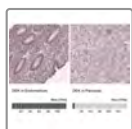


### Anti-DEFB118 antibody produced in rabbit

**Synonym(s):** Anti-C20orf63, Anti-Defb-18, Anti-Defensin,  $\beta$  118, Anti-Dj1018d12.3, Anti-Esc42

[All Photos](#) (3)


Product No.	Clonality	Application	Species Reactivity	Citations	SDS
<a href="#">HPA042634</a>	polyclonal	IHC	human	1	



### Anti-DEK antibody produced in rabbit

[All Photos](#) (3)

Product No.	Clonality	Application	Species Reactivity	Citations	SDS
<a href="#">HPA054505</a>	polyclonal	IHC	human		



## Anti-DENND1C antibody produced in rabbit

**Synonym(s):** Anti-DENN/MADD Domain Containing 1C, Anti-FAM31C, Anti-FLJ22757

[All Photos](#) (13)

Product No.	Clonality	Application	Species Reactivity	Citations	SDS
<a href="#">HPA042758</a>	polyclonal	IHC	human		
<a href="#">HPA042839</a>	polyclonal	IHC	human		




## Anti-DEPTOR antibody produced in rabbit

**Synonym(s):** Anti-DEP domain-containing protein 6, Anti-DEPDC6

[All Photos](#) (11)

Product No.	Clonality	Application	Species Reactivity	Citations	SDS
<a href="#">HPA023938</a>	polyclonal	IHC	human	3	
<a href="#">HPA024011</a>	polyclonal	IF, IHC	human	3	



## Anti-DERL2 antibody produced in rabbit

**Synonym(s):** Anti-CGI-101, Anti-F-LAN-1, Anti-F-LANa, Anti-derlin 2, Anti-derlin-2

[All Photos](#) (4)

Product No.	Clonality	Application	Species Reactivity	Citations	SDS
<a href="#">HPA048957</a>	polyclonal	IHC	human		



## Anti-Derlin-1 Antibody, clone 2C2, ZooMAb<sup>®</sup> Rabbit Monoclonal

**Synonym(s):** DERtrin-1, Degradation in endoplasmic reticulum protein 1, Der1-like protein 1

[All Photos](#) (19)


Product No.	Clonality	Application	Species Reactivity	Citations	SDS
<a href="#">ZRB1356</a>	2C2, monoclonal recombinant monoclonal	ICC, IHC (p), WB	rat, bovine, mouse, human		




## Anti-DES antibody produced in rabbit

**Synonym(s):** Anti-Desmin


## All Photos (7)

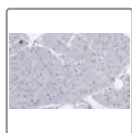
Product No.	Clonality	Application	Species Reactivity	Citations	SDS
<b>HPA018803</b>	polyclonal	IF, IHC	human	10	



### Anti-Desmin antibody produced in rabbit



## All Photos (3)


Product No.	Clonality	Application	Species Reactivity	Citations	SDS
<b>D8281</b>	polyclonal	IF, WB	chicken, bovine, human, mouse	61	



### Anti-Desmin Antibody, clone 1H16, ZooMAb<sup>®</sup> Rabbit Monoclonal


## All Photos (17)


Product No.	Clonality	Application	Species Reactivity	Citations	SDS
<b>ZRB1178</b>	1H16, recombinant monoclonal	ICC, IHC (p), WB	mouse, rat, human		 



### Anti-Desmin antibody, Mouse monoclonal

## All Photos (4)


Product No.	Clonality	Application	Species Reactivity	Citations	SDS
<b>SAB4200707</b>	DE-U-10, monoclonal	ARR, IF, IHC	rat, rabbit, hamster, porcine, goat, bovine, chicken, toad, sheep, mouse, human	9	



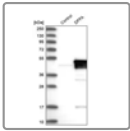
### Anti-DEXI antibody produced in rabbit

**Synonym(s):** Anti-Dexi homolog (mouse), Anti-Myle

## All Photos (5)

Product No.	Clonality	Application	Species Reactivity	Citations	SDS
<b>HPA041511</b>	polyclonal	IF, IHC, WB	human	1	

Product No.	Clonality	Application	Species Reactivity	Citations	SDS
-------------	-----------	-------------	--------------------	-----------	-----




### Anti-DFFA antibody produced in rabbit

**Synonym(s):** Anti-DFF-45, Anti-DNA fragmentation factor 45 kDa subunit, Anti-DNA fragmentation factor subunit alpha, Anti-ICAD, Anti-Inhibitor of CAD

**All Photos** (2)

Product No.	Clonality	Application	Species Reactivity	Citations	SDS
<b>HPA025230</b>	polyclonal	IHC	human	6	



### Anti-DFNA5 antibody produced in rabbit

**Synonym(s):** Anti-ICERE-1, Anti-Inversely correlated with estrogen receptor expression 1, Anti-Non-syndromic hearing impairment protein 5

**All Photos** (6)

Product No.	Clonality	Application	Species Reactivity	Citations	SDS
<b>HPA011326</b>	polyclonal	IF, IHC	human	4	

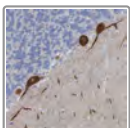


### Anti-DGCR14 antibody produced in rabbit

**Synonym(s):** Anti-DiGeorge syndrome critical region 14 antibody produced in rabbit, Anti-ES2 protein antibody produced in rabbit, Anti-Protein DGCR14 antibody produced in rabbit

**All Photos** (14)

Product No.	Clonality	Application	Species Reactivity	Citations	SDS
<b>HPA001221</b>	polyclonal	IF, IHC	human	2	
<b>HPA001222</b>	polyclonal	IHC	mouse, human, rat	3	




### Anti-DGKZ antibody produced in rabbit

**Synonym(s):** Anti-DAGK5, Anti-DAGK6, Anti-DGK-ZETA, Anti-diacylglycerol kinase, zeta, Anti-hDGKzeta

**All Photos** (7)

Product No.	Clonality	Application	Species Reactivity	Citations	SDS
<b>HPA051336</b>	polyclonal	IF, IHC	human		




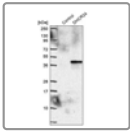
### Anti-DGUOK antibody produced in rabbit

**Synonym(s):** Anti-DGK, Anti-Deoxyguanosine kinase



## All Photos (5)


Product No.	Clonality	Application	Species Reactivity	Citations	SDS
<b>HPA034766</b>	polyclonal	IHC	human	1	



### Anti-DHCR24 antibody produced in rabbit

**Synonym(s):** Anti-KIAA0018, Anti-seladin-1

## All Photos (2)


Product No.	Clonality	Application	Species Reactivity	Citations	SDS
<b>HPA063005</b>	polyclonal	IHC	human		


All

## Anti-DHODH antibody produced in rabbit

Photos (6)

**Synonym(s):** Anti-DHOdehase, Anti-Dihydroorotate dehydrogenase, mitochondrial precursor, Anti-Dihydroorotate oxidase

Product No.	Clonality	Application	Species Reactivity	Citations	SDS
<a href="#">HPA010123</a>	polyclonal	IF, IHC	human	4	





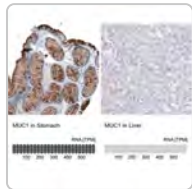
## Anti-DHPS antibody produced in rabbit

**Synonym(s):** Anti-DHS, Anti-Deoxyhypusine synthase, Anti-C10orf21, Anti-MIG13, Anti-bA178A10.2, Anti-deoxyhypusine synthase

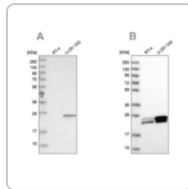
All

Photos (12)

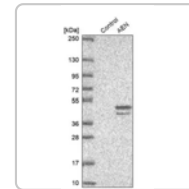
Product No.	Clonality	Application	Species Reactivity	Citations	SDS
<a href="#">HPA014461</a>	polyclonal	IF, IHC	human	1	
<a href="#">HPA029413</a>	polyclonal	IF, IHC	human	1	



Sigma-Aldrich  
**AMAB91533**  
 Monoclonal  
 Anti-MUC1...



Sigma-Aldrich  
**HPA028118**  
 Anti-GUK1



Sigma-Aldrich  
**HPA0485**  
 Anti-AEN  
 antibody.

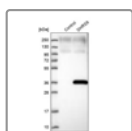


### Anti-DHR11 antibody produced in rabbit

**Synonym(s):** Anti-MGC4172, Anti-SDR24C1, Anti-dehydrogenase/reductase (SDR family) member 11

**All**  
**Photos** (12)

Product No.	Clonality	Application	Species Reactivity	Citations	SDS
<b>HPA048236</b>	polyclonal	IHC	human		
<b>HPA041226</b>	polyclonal	IF, IHC	human		
<b>HPA053623</b>	polyclonal	IHC	human		

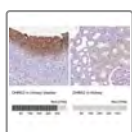


### Anti-DHR9 antibody produced in rabbit

**Synonym(s):** Anti-3 $\alpha$ -HSD, Anti-Dehydrogenase/reductase (SDR family) member 9, Anti-RDH15, Anti-RDHL, Anti-RETSR8, Anti-SDR9C4

**All**  
**Photos** (2)


Product No.	Clonality	Application	Species Reactivity	Citations	SDS
<b>HPA036491</b>	polyclonal	IHC	human		



### Anti-DHR2 antibody produced in rabbit

**All Photos** (3)

Product No.	Clonality	Application	Species Reactivity	Citations	SDS
<b>HPA069551</b>	polyclonal	IHC	human	1	



## Anti-DHRS7B antibody produced in rabbit

**Synonym(s):** Anti-Dehydrogenase/reductase SDR family member 7B

[All Photos](#) (2)

Product No.	Clonality	Application	Species Reactivity	Citations	SDS
<a href="#">HPA012132</a>	polyclonal	IHC	human	1	



## ANTI-DHRSX antibody produced in rabbit

[All Photos](#) (6)

Product No.	Clonality	Application	Species Reactivity	Citations	SDS
<a href="#">HPA003035</a>	polyclonal	IF, IHC	human		




## Anti-DHX16 antibody produced in rabbit

**Synonym(s):** Anti-DBP2, Anti-DDX16, Anti-DEAH (Asp-Glu-Ala-His) box polypeptide 16, Anti-PRPF2, Anti-Prp2

[All Photos](#) (4)

Product No.	Clonality	Application	Species Reactivity	Citations	SDS
<a href="#">HPA051455</a>	polyclonal	IF, IHC	human		

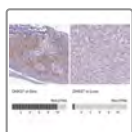


## Anti-DHX8 antibody produced in rabbit

**Synonym(s):** Anti-DDX8, Anti-DEAH (Asp-Glu-Ala-His) box polypeptide 8, Anti-HRH1, Anti-PRP22, Anti-PRPF22

[All Photos](#) (6)


Product No.	Clonality	Application	Species Reactivity	Citations	SDS
<a href="#">HPA049285</a>	polyclonal	IF, IHC, WB	human		

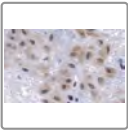


## Anti-DHX37 antibody produced in rabbit

**Synonym(s):** Anti-DDX37, Anti-DEAH (Asp-Glu-Ala-His) box polypeptide 37, Anti-KIAA1517, Anti-MGC2695, Anti-MGC4322



[All Photos](#) (6)

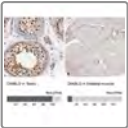
Product No.	Clonality	Application	Species Reactivity	Citations	SDS
<b>HPA047607</b>	polyclonal	IF, IHC	human	2	



### **Anti-DHX37 Antibody, clone 3I16 ZooMAb<sup>®</sup> Rabbit Monoclonal**

**All Photos** (14)


Product No.	Clonality	Application	Species Reactivity	Citations	SDS
<b>ZRB1524</b>	3I16, recombinant monoclonal	ICC, IHC (p), WB, affinity binding assay	human		 



### **Anti-DIABLO antibody produced in rabbit**

**Synonym(s):** Anti-Diablo homolog, mitochondrial precursor, Anti-Direct IAP-binding protein with low pI, Anti-Second mitochondria-derived activator of caspase, Anti-Smac protein

**All Photos** (4)


Product No.	Clonality	Application	Species Reactivity	Citations	SDS
<b>HPA001825</b>	polyclonal	IF, IHC	human	4	



### **Anti-DIAPH2 antibody produced in rabbit**

**Synonym(s):** Anti-DRF2 antibody produced in rabbit, Anti-Diaphanous-related formin-2 antibody produced in rabbit, Anti-Protein diaphanous homolog 2 antibody produced in rabbit



**All Photos** (6)


Product No.	Clonality	Application	Species Reactivity	Citations	SDS
<b>HPA005647</b>	polyclonal	IF, IHC	mouse, rat, human	5	



### **Anti-DICER1 Antibody, clone 1E4 ZooMAb<sup>®</sup> Rabbit Monoclonal**

**All Photos** (6)



Product No.	Clonality	Application	Species Reactivity	Citations	SDS
<b>ZRB2348</b>	1E4, recombinant monoclonal	IHC, WB, affinity binding assay	human	 	



### Anti-DIP2B Antibody, clone 2C8, ZooMAb<sup>®</sup> Rabbit Monoclonal

**Synonym(s):** DIP2 homolog B, Disco-interacting protein 2 homolog B

[All Photos \(8\)](#)


Product No.	Clonality	Application	Species Reactivity	Citations	SDS
<b>ZRB1349</b>	2C8, monoclonal recombinant monoclonal	IHC (p), WB, affinity binding assay	human, rat, mouse	 	

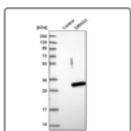


### Anti-DIP2C antibody produced in rabbit

**Synonym(s):** Anti-DIP2 disco-interacting protein 2 homolog C (Drosophila), Anti-KIAA0934

[All Photos \(3\)](#)


Product No.	Clonality	Application	Species Reactivity	Citations	SDS
<b>HPA030264</b>	polyclonal	IHC	human	1	




### Anti-DIRAS3 antibody produced in rabbit

**Synonym(s):** Anti-ARHI, Anti-DIRAS family, GTP-binding RAS-like 3, Anti-NOEY2

[All Photos \(2\)](#)


Product No.	Clonality	Application	Species Reactivity	Citations	SDS
<b>HPA028483</b>	polyclonal	IHC	human	3	

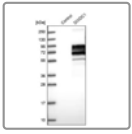


### Anti-DIS3 antibody produced in rabbit

**Synonym(s):** Anti-Dis3 mitotic control homolog (*S. cerevisiae*), Anti-Dis3p, Anti-Exosc11, Anti-Exosome complex exonuclease RRP44, Anti-Kiaa1008, Anti-Rrp44


[All Photos \(7\)](#)


Product No.	Clonality	Application	Species Reactivity	Citations	SDS
<a href="#">HPA039281</a>	polyclonal	IF, IHC	human	10	



### Anti-DIXDC1 antibody produced in rabbit

[All Photos](#) (2)


Product No.	Clonality	Application	Species Reactivity	Citations	SDS
<a href="#">HPA039658</a>	polyclonal	IF	human		

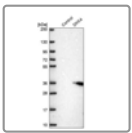


### Anti-DKK3 antibody produced in rabbit

**Synonym(s):** Anti-Dickkopf-3, Anti-Dickkopf-related protein 3 precursor, Anti-Dkk-3, Anti-hDkk-3

[All Photos](#) (5)


Product No.	Clonality	Application	Species Reactivity	Citations	SDS
<a href="#">HPA011868</a>	polyclonal	IF, IHC, WB	human	4	



### Anti-DKK4 antibody produced in rabbit

**Synonym(s):** Anti-dickkopf homolog 4 (*Xenopus laevis*)

[All Photos](#) (2)



Product No.	Clonality	Application	Species Reactivity	Citations	SDS
<a href="#">HPA052916</a>	polyclonal	IHC, WB	human		



### Anti-DKK3 Antibody, clone 3H17 ZooMAb<sup>®</sup> Rabbit Monoclonal

**Synonym(s):** Dickkopf-3, Dickkopf-related protein 3, Dkk-3, hDkk-3

[All Photos](#) (12)

Product No.	Clonality	Application	Species Reactivity	Citations	SDS
<a href="#">ZRB1074</a>	3H17, recombinant monoclonal monoclonal	ICC, IHC (p), WB, affinity binding assay	human		 

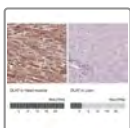


## Anti-DKKL1 antibody produced in rabbit

**Synonym(s):** Anti-CT34, Anti-SGY-1, Anti-dickkopf-like 1

[All Photos](#) (4)

Product No.	Clonality	Application	Species Reactivity	Citations	SDS
<a href="#">HPA047194</a>	polyclonal	IF, IHC	human		

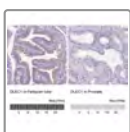


## Anti-DLAT antibody produced in rabbit

**Synonym(s):** Anti-DLTA, Anti-PDC-E2

[All Photos](#) (7)

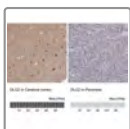
Product No.	Clonality	Application	Species Reactivity	Citations	SDS
<a href="#">HPA062766</a>	polyclonal	IF	human		
<a href="#">HPA040786</a>	polyclonal	IF, IHC	human	1	



## Anti-DLEC1 antibody produced in rabbit

[All Photos](#) (4)

Product No.	Clonality	Application	Species Reactivity	Citations	SDS
<a href="#">HPA019077</a>	polyclonal	IF, IHC	human	9	



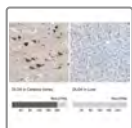
## Anti-DLG2 antibody produced in rabbit

**Synonym(s):** Anti-Channel-associated protein of synapse-110, Anti-Chapsyn-110, Anti-Disks large homolog 2, Anti-Postsynaptic density protein PSD-93

[All Photos](#) (4)

Product No.	Clonality	Application	Species Reactivity	Citations	SDS
<a href="#">HPA021307</a>	polyclonal	IHC	human	3	







## Anti-DLG4 antibody produced in rabbit

**Synonym(s):** Anti-Disks large homolog 4, Anti-PSD-95, Anti-Postsynaptic density protein 95, Anti-SAP90, Anti-Synapse-associated protein 90

[All](#)


[Photos](#) (3)

Product No.	Clonality	Application	Species Reactivity	Citations	SDS
<a href="#">HPA010122</a>	polyclonal	IHC	human	6	



## Anti-DLG3 antibody produced in rabbit

[All Photos](#) (6)

Product No.	Clonality	Application	Species Reactivity	Citations	SDS
<a href="#">HPA001733</a>	polyclonal	IHC	human	2	




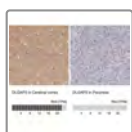
## Anti-DLGAP5 antibody produced in rabbit

**Synonym(s):** Anti-DLG7 antibody produced in rabbit, Anti-Discs large homolog 7 antibody produced in rabbit, Anti-HURP antibody produced in rabbit, Anti-Hepatoma up-regulated protein antibody produced in rabbit

[All](#)

[Photos](#) (7)

Product No.	Clonality	Application	Species Reactivity	Citations	SDS
<a href="#">HPA005546</a>	polyclonal	IF, IHC	human	6	




## Anti-DLGAP3 antibody produced in rabbit

**Synonym(s):** Anti-DAP-3, Anti-Disks large-associated protein 3, Anti-PSD-95/SAP90-binding protein 3, Anti-SAP90/PSD-95-associated protein 3, Anti-SAPAP3

[All](#)



[Photos](#) (3)


Product No.	Clonality	Application	Species Reactivity	Citations	SDS
<a href="#">HPA026445</a>	polyclonal	IHC	human	1	

All

## Anti-DLGAP2/DAP2 Antibody, clone 2K11 ZooMAb® Rabbit

Photos (13) Monoclonal

Product No.	Clonality	Application	Species Reactivity	Citations	SDS
<b>ZRB1301</b>	2K11, recombinant monoclonal	ICC, IHC (p), WB	mouse, human		 




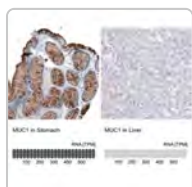
### Anti-DLST antibody produced in rabbit

**Synonym(s):** Anti-DLSTP, Anti-Dihydrolipoamide succinyltransferase component of 2-oxoglutarate dehydrogenase complex, Anti-Dihydrolipoyllysine-residue succinyltransferase component of 2-oxoglutarate dehydrogenase complex, mitochondrial precursor, Anti-E2, Anti-E2K

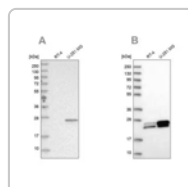
All

Photos (3)

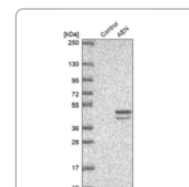
Product No.	Clonality	Application	Species Reactivity	Citations	SDS
<b>HPA003010</b>	polyclonal	IHC	rat, human, mouse	2	



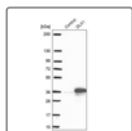
Sigma-Aldrich  
**AMAB91533**  
Monoclonal  
Anti-MUC1...



Sigma-Aldrich  
**HPA028118**  
Anti-GUK1



Sigma-Aldrich  
**HPA0485**  
Anti-AEN  
antibody.



## Anti-DLX1 antibody produced in rabbit

**Synonym(s):** Anti-Distal-Less Homeobox 1

[All Photos](#) (3)

Product No.	Clonality	Application	Species Reactivity	Citations	SDS
<a href="#">HPA045884</a>	polyclonal	IHC	human		

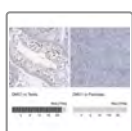


## Anti-DMBT1 antibody produced in rabbit

**Synonym(s):** Anti-GP340, Anti-muclin

[All Photos](#) (6)

Product No.	Clonality	Application	Species Reactivity	Citations	SDS
<a href="#">HPA040778</a>	polyclonal	IF, IHC	human	1	



## Anti-DMC1 antibody produced in rabbit

**Synonym(s):** Anti-Meiotic recombination protein DMC1/LIM15 homolog antibody produced in rabbit

[All Photos](#) (5)

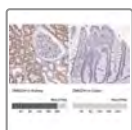
Product No.	Clonality	Application	Species Reactivity	Citations	SDS
<a href="#">HPA001232</a>	polyclonal	IHC	human	5	



## Anti-DMD antibody produced in rabbit

[All Photos](#) (4)



Product No.	Clonality	Application	Species Reactivity	Citations	SDS
<a href="#">HPA023885</a>	polyclonal	IHC	human	1	



## Anti-DMGDH antibody produced in rabbit

**Synonym(s):** Anti-Dimethylglycine dehydrogenase

[All Photos](#) (12)


Product No.	Clonality	Application	Species Reactivity	Citations	SDS
<a href="#">HPA036441</a>	polyclonal	IHC	human		
<a href="#">HPA036442</a>	polyclonal	IHC	human		



### Anti-DMKN antibody produced in rabbit

**Synonym(s):** Anti-ZD52F10, Anti-dermokine

[All Photos](#) (6)


Product No.	Clonality	Application	Species Reactivity	Citations	SDS
<a href="#">HPA029406</a>	polyclonal	IF, IHC	human		

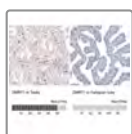


### Anti-DMPK antibody produced in rabbit

**Synonym(s):** Anti-DM-kinase antibody produced in rabbit, Anti-DMK antibody produced in rabbit, Anti-MDPK antibody produced in rabbit, Anti-MT-PK antibody produced in rabbit, Anti-Myotonic dystrophy protein kinase antibody produced in rabbit, Anti-Myotonin-protein kinase antibody produced in rabbit


[All Photos](#) (3)

Product No.	Clonality	Application	Species Reactivity	Citations	SDS
<a href="#">HPA007164</a>	polyclonal	IHC	human	3	



### Anti-DMRT1 antibody produced in rabbit

[All Photos](#) (6)



Product No.	Clonality	Application	Species Reactivity	Citations	SDS
<a href="#">HPA027850</a>	polyclonal	IHC	human	7	




### Anti-DMRTB1 antibody produced in rabbit

**Synonym(s):** Anti-DMRT-like family B with proline-rich C-terminal, 1



[All Photos](#) (6)

Product No.	Clonality	Application	Species Reactivity	Citations	SDS
<a href="#">HPA036490</a>	polyclonal	IHC	human	2	
<a href="#">HPA058553</a>	polyclonal	IHC	human		



**Anti-DNA G-quadruplex (G4) Antibody, clone 1H6**  
**ZooMAb<sup>®</sup> Mouse Monoclonal**



[All Photos](#) (16)

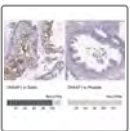
Product No.	Clonality	Application	Species Reactivity	Citations	SDS
<b>ZMS1070</b>	1H6, recombinant monoclonal	FACS, ICC, IHC (p)	human, mouse	 	



**Anti-DNA-RNA hybrid Antibody, clone S9.6 ZooMAb<sup>®</sup> Mouse Monoclonal**

[All Photos](#) (20)


Product No.	Clonality	Application	Species Reactivity	Citations	SDS
<b>ZMS1017</b>	S9.6, recombinant monoclonal	DB, FACS, ICC, IHC (p)	human	 	

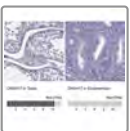


**Anti-DNAAF1**

**Synonym(s):** CILD13, FLJ25330, LRRC50, ODA7, swt

[All Photos](#) (3)


Product No.	Clonality	Application	Species Reactivity	Citations	SDS
<b>HPA074239</b>	polyclonal	IHC	human		

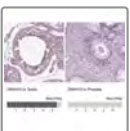


**Anti-DNAH17**

**Synonym(s):** DNAHL1, DNEL2, FLJ40457

[All Photos](#) (3)


Product No.	Clonality	Application	Species Reactivity	Citations	SDS
<b>HPA076261</b>	polyclonal	IHC	human		

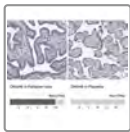


**Anti-DNAH10 antibody produced in rabbit**

**Synonym(s):** Anti-Dynein, axonemal, heavy chain 10, Anti-FLJ43808

## All Photos (6)


Product No.	Clonality	Application	Species Reactivity	Citations	SDS
<a href="#">HPA039066</a>	polyclonal	IHC	human		




### Anti-DNAH6 antibody produced in rabbit

**Synonym(s):** Anti-DNHL1, Anti-Dnahc6, Anti-Dynein, axonemal, heavy chain 6, Anti-FLJ37357, Anti-HL-2

## All Photos (3)



Product No.	Clonality	Application	Species Reactivity	Citations	SDS
<a href="#">HPA036391</a>	polyclonal	IHC	human	1	

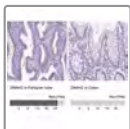


### Anti-DNAH5 antibody produced in rabbit

**Synonym(s):** Anti-CILD3, Anti-Dnahc5, Anti-Dynein, axonemal, heavy chain 5, Anti-HL1, Anti-KTGNR, Anti-PCD


## All Photos (14)

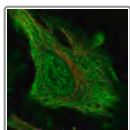
Product No.	Clonality	Application	Species Reactivity	Citations	SDS
<a href="#">HPA037469</a>	polyclonal	IHC	human	2	
<a href="#">HPA037470</a>	polyclonal	IHC	human	19	



### Anti-DNAH2 antibody produced in rabbit

## All Photos (4)


Product No.	Clonality	Application	Species Reactivity	Citations	SDS
<a href="#">HPA067103</a>	polyclonal	IF, IHC	human	6	



### Anti-DNAH17 antibody produced in rabbit

**Synonym(s):** Anti-Axonemal beta dynein heavy chain 17, Anti-Axonemal dynein heavy chain-like protein 1, Anti-Ciliary dynein heavy chain 17, Anti-Ciliary dynein heavy chain-like protein 1, Anti-Dynein heavy chain 17, axonemal, Anti-Dynein light chain 2, axonemal

## All Photos (1)




Product No.	Clonality	Application	Species Reactivity	Citations	SDS
<a href="#">HPA024354</a>	polyclonal	IF	human	5	

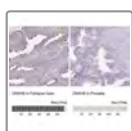


### Anti-DNAH12 antibody produced in rabbit

**Synonym(s):** Anti-DHC3, Anti-DLP12, Anti-DNAH12L, Anti-DNAH7L, Anti-DNHD2, Anti-Dnahc3, Anti-FLJ40427, Anti-FLJ44290, Anti-HL-19, Anti-hdhc3, Anti-Dynein, axonemal, heavy chain 12, Anti-Hdhc3

[All Photos](#) (15)


Product No.	Clonality	Application	Species Reactivity	Citations	SDS
<a href="#">HPA061365</a>	polyclonal	IHC	human		
<a href="#">HPA058203</a>	polyclonal	IHC	human		
<a href="#">HPA037493</a>	polyclonal	IHC	human		

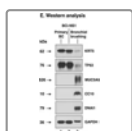


### Anti-DNAH9 antibody produced in rabbit

**Synonym(s):** Anti-DNAH17L, Anti-DNAL1, Anti-DYH9, Anti-Dnahc9, Anti-HL-20, Anti-HL20, Anti-KIAA0357



[All Photos](#) (4)

Product No.	Clonality	Application	Species Reactivity	Citations	SDS
<a href="#">HPA052641</a>	polyclonal	IHC	human	2	



### Anti-DNAI1 antibody produced in rabbit

[All Photos](#) (15)


Product No.	Clonality	Application	Species Reactivity	Citations	SDS
<a href="#">HPA021843</a>	polyclonal	IHC	human	5	
<a href="#">HPA021649</a>	polyclonal	IHC	human	8	




### Anti-DNAI2 antibody produced in rabbit

**Synonym(s):** Anti-CILD9, Anti-DIC2

[All Photos](#) (5)


Product No.	Clonality	Application	Species Reactivity	Citations	SDS
<a href="#">HPA050565</a>	polyclonal	IHC	human	1	

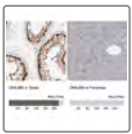


### Anti-DNAJA1 antibody produced in rabbit

**Synonym(s):** Anti-DnaJ homolog subfamily A member 1 antibody produced in rabbit, Anti-DnaJ protein homolog 2 antibody produced in rabbit, Anti-HSDJ antibody produced in rabbit, Anti-HSJ-2 antibody produced in rabbit, Anti-Heat shock 40 kDa protein 4 antibody produced in rabbit


[All Photos](#) (7)

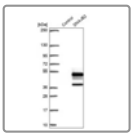
Product No.	Clonality	Application	Species Reactivity	Citations	SDS
<a href="#">HPA001306</a>	polyclonal	IF, IHC	human, mouse	3	



### Anti-DNAJB6 antibody produced in rabbit

[All Photos](#) (4)


Product No.	Clonality	Application	Species Reactivity	Citations	SDS
<a href="#">HPA024258</a>	polyclonal	IHC	human	1	

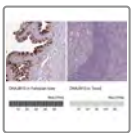


### Anti-DNAJB2 antibody produced in rabbit

**Synonym(s):** Anti-DnaJ (Hsp40) homolog, subfamily B, member 2, Anti-HSJ1, Anti-HSPF3

[All Photos](#) (3)


Product No.	Clonality	Application	Species Reactivity	Citations	SDS
<a href="#">HPA036268</a>	polyclonal	IF, IHC	human		

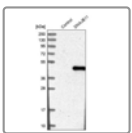


### Anti-DNAJB13 antibody produced in rabbit

**Synonym(s):** Anti-DnaJ (Hsp40) homolog, subfamily B, member 13, Anti-RSPH16A, Anti-TSARG6

[All Photos](#) (4)

Product No.	Clonality	Application	Species Reactivity	Citations	SDS
<a href="#">HPA052465</a>	polyclonal	IHC, WB	human	1	




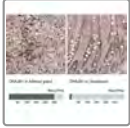
### Anti-DNAJB11 antibody produced in rabbit

**Synonym(s):** Anti-DnaJ homolog subfamily B member 11 precursor antibody produced in rabbit, Anti-ER-associated Hsp40 co-chaperone antibody produced in rabbit, Anti-ER-associated dnaJ



**All** protein 3 antibody produced in rabbit, Anti-ErJ3 antibody produced in rabbit, Anti-PWP1-interacting  
**Photos** (5) protein 4 antibody produced in rabbit, Anti-hDj9 antibody produced in rabbit


Product No.	Clonality	Application	Species Reactivity	Citations	SDS
<b>HPA017051</b>	polyclonal	IHC	human	5	



### **Anti-DNAJB1 antibody produced in rabbit**



**Synonym(s):** Anti-HSPF1, Anti-Hsp40, Anti-RSPH16B, Anti-Sis1

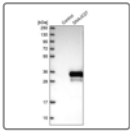
**All Photos** (4)

Product No.	Clonality	Application	Species Reactivity	Citations	SDS
<b>HPA063247</b>	polyclonal	IF, IHC	human		

## All Photos (7) **Anti-DNAJC17 antibody produced in rabbit**

**Synonym(s):** Anti-Dnaj (hsp40) homolog, subfamily c, member 17, Anti-Flj10634


Product No.	Clonality	Application	Species Reactivity	Citations	SDS
<b>HPA041187</b>	polyclonal	IHC	human		
<b>HPA040914</b>	polyclonal	IF, IHC	human, mouse, rat		

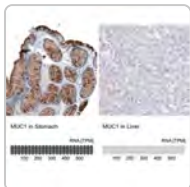


## **Anti-DNAJC27 antibody produced in rabbit**

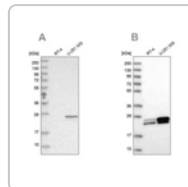
**Synonym(s):** Anti-DnaJ (Hsp40) homolog, subfamily C, member 27, Anti-RBJ, Anti-RabJS

## All Photos (2)

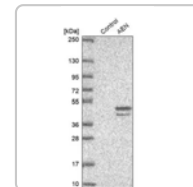
Product No.	Clonality	Application	Species Reactivity	Citations	SDS
<b>HPA036816</b>	polyclonal	IHC	human		



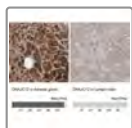
Sigma-Aldrich  
**AMAB91533**  
Monoclonal  
Anti-MUC1...



Sigma-Aldrich  
**HPA028118**  
Anti-GUK1



**HPA0485**  
Anti-AEN  
antibody.

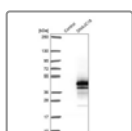


### Anti-DNAJC12 antibody produced in rabbit

**Synonym(s):** Anti-DnaJ (Hsp40) homolog, subfamily C, member 12, Anti-JDP1

[All Photos](#) (3)

Product No.	Clonality	Application	Species Reactivity	Citations	SDS
<a href="#">HPA036289</a>	polyclonal	IHC	human		

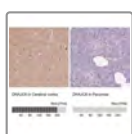


### Anti-DNAJC18 antibody produced in rabbit

**Synonym(s):** Anti-DnaJ (Hsp40) homolog, subfamily C, member 18, Anti-MGC29463

[All Photos](#) (3)

Product No.	Clonality	Application	Species Reactivity	Citations	SDS
<a href="#">HPA036538</a>	polyclonal	IF, IHC	human		

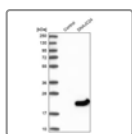


### Anti-DNAJC6 antibody produced in rabbit

**Synonym(s):** Anti-KIAA0473, Anti-DnaJ (Hsp40) homolog, subfamily C, member 6, Anti-MRF-1, Anti-RP11-363D14

[All Photos](#) (8)

Product No.	Clonality	Application	Species Reactivity	Citations	SDS
<a href="#">HPA054917</a>	polyclonal	IHC	human		
<a href="#">HPA031182</a>	polyclonal	IF, IHC	human	1	



### Anti-DNAJC24 antibody produced in rabbit

**Synonym(s):** Anti-CSL-type zinc finger-containing protein 3, Anti-DPH4 homolog, Anti-DnaJ homolog subfamily C member 24

[All Photos](#) (2)

Product No.	Clonality	Application	Species Reactivity	Citations	SDS
<a href="#">HPA025237</a>	polyclonal	IHC	human	3	

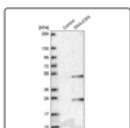


## Anti-DNAJC9 antibody produced in rabbit

**Synonym(s):** Anti-DnaJ (Hsp40) homolog, subfamily C, member 9, Anti-JDD1, Anti-SB73

[All Photos \(7\)](#)

Product No.	Clonality	Application	Species Reactivity	Citations	SDS
<a href="#">HPA035215</a>	polyclonal	IF, IHC	human, mouse		
<a href="#">HPA035216</a>	polyclonal	IF, IHC	human		

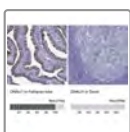


## Anti-DNAJC5G antibody produced in rabbit

**Synonym(s):** Anti-CSP-gamma, Anti-FLJ40417

[All Photos \(2\)](#)

Product No.	Clonality	Application	Species Reactivity	Citations	SDS
<a href="#">HPA041445</a>	polyclonal	IHC	human		



## Anti-DNAL1 antibody produced in rabbit

**Synonym(s):** Anti-CELL, Anti-P28, Anti-dJ423B22.5, Anti-dynein, axonemal, light intermediate chain 1, Anti-hp28

[All Photos \(6\)](#)

Product No.	Clonality	Application	Species Reactivity	Citations	SDS
<a href="#">HPA031633</a>	polyclonal	IF, IHC	human		
<a href="#">HPA028305</a>	polyclonal	IHC	human	9	



## Anti-DNASE1 antibody produced in rabbit

**Synonym(s):** Anti-DNL1, Anti-deoxyribonuclease I

[All Photos \(4\)](#)


Product No.	Clonality	Application	Species Reactivity	Citations	SDS
<a href="#">HPA010703</a>	polyclonal	IHC	human	4	

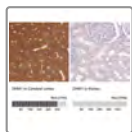


## Anti-DNASE2 antibody produced in rabbit

**Synonym(s):** Anti-DNL, Anti-DNL2

## All Photos (3)


Product No.	Clonality	Application	Species Reactivity	Citations	SDS
<a href="#">HPA066185</a>	polyclonal	IHC	human		



### Anti-DNM1 antibody produced in rabbit

**Synonym(s):** Anti-DNM, Anti-dynamin 1

## All Photos (4)


Product No.	Clonality	Application	Species Reactivity	Citations	SDS
<a href="#">HPA049910</a>	polyclonal	IF, IHC	human		



### Anti-DNM2 antibody produced in rabbit

**Synonym(s):** Anti-CMTD1, Anti-CMTDIB, Anti-DI-CMTB, Anti-DYN2, Anti-dynamin 2

## All Photos (7)


Product No.	Clonality	Application	Species Reactivity	Citations	SDS
<a href="#">HPA054246</a>	polyclonal	IF, IHC	human		

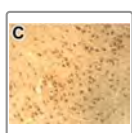


### Anti-DNM1L antibody produced in rabbit

**Synonym(s):** Anti-DRP1, Anti-DVLP, Anti-DYMPLE, Anti-HDYNIV, Anti-VPS1

## All Photos (6)


Product No.	Clonality	Application	Species Reactivity	Citations	SDS
<a href="#">HPA039324</a>	polyclonal	IF, IHC	human	2	

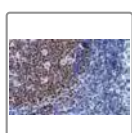


### Anti-DNMT1 antibody produced in rabbit

**Synonym(s):** Anti-CXXC-type zinc finger protein 9, Anti-DNA (cytosine-5)-methyltransferase 1, Anti-DNA MTase Hsa1, Anti-DNA methyltransferase Hsa1, Anti-Dnmt1, Anti-MCMT, Anti-MHsa1



## All Photos (6)

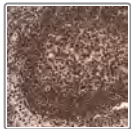
Product No.	Clonality	Application	Species Reactivity	Citations	SDS
<a href="#">HPA002694</a>	polyclonal	IHC	human	7	



### Anti-DNMT1 Antibody, clone 1L14 ZooMAb<sup>®</sup> Rabbit Monoclonal

**All Photos** (12)


Product No.	Clonality	Application	Species Reactivity	Citations	SDS
<b>ZRB1680</b>	1L14, recombinant monoclonal	ICC, IHC (p), WB, affinity binding assay	human		 

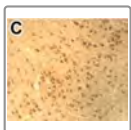


**Anti-DNMT3A antibody produced in rabbit**

**Synonym(s):** Anti-DNA, Anti-DNA MTase HsallIA, Anti-DNA methyltransferase HsallIA, Anti-Dnmt3a, Anti-M.HsallIA, Anti-cytosine-5

**All Photos** (5)


Product No.	Clonality	Application	Species Reactivity	Citations	SDS
<b>HPA026588</b>	polyclonal	IF, IHC	rat, mouse, human	2	

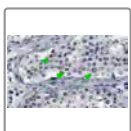


**Anti-DNMT3B antibody produced in rabbit**

**Synonym(s):** Anti-DNA (cytosine-5)-methyltransferase 3B, Anti-DNA MTase HsallIIB, Anti-DNA methyltransferase HsallIIB, Anti-Dnmt3b, Anti-MHsallIIB



**All Photos** (8)

Product No.	Clonality	Application	Species Reactivity	Citations	SDS
<b>HPA001595</b>	polyclonal	IF, IHC	human	7	



**Anti-DNMT3B Antibody, clone 2N12 ZooMAb<sup>®</sup> Rabbit Monoclonal**

**All Photos** (11)

Product No.	Clonality	Application	Species Reactivity	Citations	SDS
<b>ZRB1974</b>	2N12, recombinant monoclonal	ICC, IHC, WB, affinity binding assay	human, monkey		 



**Anti-DNPEP antibody produced in rabbit**



**Synonym(s):** Anti-ASPEP, Anti-Aspartyl Aminopeptidase, Anti-DAP, Anti-Aspartyl aminopeptidase

**Photos** (16)

Product No.	Clonality	Application	Species Reactivity	Citations	SDS
<b>HPA044860</b>	polyclonal	IF, IHC	human, rat, mouse		
<b>HPA036398</b>	polyclonal	IHC	mouse, human, rat	1	



**Anti-DNPH1 antibody produced in rabbit**

**Synonym(s):** Anti-C6orf108, Anti-Deoxyribonucleoside 5'-monophosphate N-glycosidase, Anti-dJ330M21.3, Anti-rcl

**All Photos** (10)

Product No.	Clonality	Application	Species Reactivity	Citations	SDS
<b>HPA029676</b>	polyclonal	IHC	human		
<b>HPA029675</b>	polyclonal	IHC	human	1	

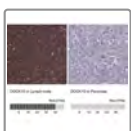


**Anti-DNTTIP2 antibody produced in rabbit**

**Synonym(s):** Anti-ERBP, Anti-HSU15552, Anti-TdIF2, Anti-Deoxynucleotidyltransferase, Terminal, Interacting Protein 2

**All Photos** (6)

Product No.	Clonality	Application	Species Reactivity	Citations	SDS
<b>HPA053707</b>	polyclonal	IHC	human		
<b>HPA044502</b>	polyclonal	IF, IHC, WB	human		



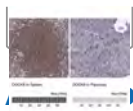
**Anti-DOCK10 antibody produced in rabbit**

**All Photos** (6)

Product No.	Clonality	Application	Species Reactivity	Citations	SDS
<b>HPA058106</b>	polyclonal	IF, IHC	human		



**Anti-DOCK8 antibody produced in rabbit**



[Photos](#) (7)

Product No.	Clonality	Application	Species Reactivity	Citations	SDS
<b>HPA073349</b>	polyclonal	IF, IHC, WB	human		



### Anti-DOCK2 antibody produced in rabbit

**Synonym(s):** Anti-KIAA0209

[All Photos](#) (6)

Product No.	Clonality	Application	Species Reactivity	Citations	SDS
<b>HPA036469</b>	polyclonal	IHC	human		



### Anti-DOK3

**Synonym(s):** FLJ22570

[All Photos](#) (4)

Product No.	Clonality	Application	Species Reactivity	Citations	SDS
<b>HPA077312</b>	polyclonal	IHC, WB	human	1	



### Anti-DOK2

**Synonym(s):** Dok-2, p56dok-2

[All Photos](#) (3)

Product No.	Clonality	Application	Species Reactivity	Citations	SDS
<b>HPA066571</b>	polyclonal	IHC	human		



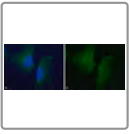
### Anti-Dopamine $\beta$ Hydroxylase Antibody, clone 2B11 ZooMAb<sup>®</sup> Rabbit Monoclonal

[All Photos](#) (11)

Product No.	Clonality	Application	Species Reactivity	Citations	SDS
<b>ZRB1328</b>	2B11, recombinant monoclonal	ICC, IHC (p), WB, affinity	rat, human, mouse		




Product No.	Clonality	Application	Species Reactivity	Citations	SDS
		binding assay			

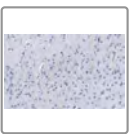


### Anti-Dopamine Transporter (N-terminal) antibody produced in rabbit

**Synonym(s):** Anti-DAT, Anti-DAT1, Anti-SLC6A3, Anti-Solute carrier family 6, member 3

[All Photos \(7\)](#)

Product No.	Clonality	Application	Species Reactivity	Citations	SDS
<b>D6944</b>	polyclonal	IF, WB	mouse (predicted), rat, human	26	





### Anti-Dopamine Transporter Antibody, clone 1D2

#### ZooMAb<sup>®</sup> Rabbit Monoclonal


**Synonym(s):** DA transporter, DAT, Sodium-dependent dopamine transporter, Solute carrier family 6 member 3

[All Photos \(11\)](#)

Product No.	Clonality	Application	Species Reactivity	Citations	SDS
<b>ZRB1525</b>	1D2, monoclonal recombinant monoclonal	IHC (p), WB, affinity binding assay	mouse, rat		 

## All Photos (3) **Anti-DOPEY1 antibody produced in rabbit**

**Synonym(s):** Anti-KIAA1117, Anti-dJ202D23.2, Anti-dopey family member 1


Product No.	Clonality	Application	Species Reactivity	Citations	SDS
<b>HPA027904</b>	polyclonal	IHC	human	1	

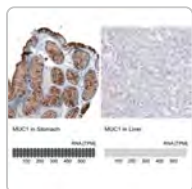


## **Anti-Doublecortin (N-terminal) antibody produced in rabbit**

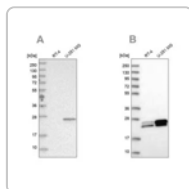
**Synonym(s):** Anti-DCX, Anti-Doublecortex, Anti-LISX, Anti-X-linked lissencephaly, Anti-XLIS

## All Photos (2)

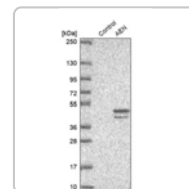
Product No.	Clonality	Application	Species Reactivity	Citations	SDS
<b>D9943</b>	polyclonal	WB	human, rat, mouse	11	



Sigma-Aldrich  
**AMAB91533**  
Monoclonal  
Anti-MUC1...



Sigma-Aldrich  
**HPA028118**  
Anti-GUK1



Sigma-Aldrich  
**HPA0485**  
Anti-AEN  
antibody.

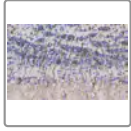
## **Anti-Doublecortin antibody produced in rabbit**

**Synonym(s):** Anti-DCX, Anti-Doublecortex, Anti-LISX, Anti-X-linked lissencephaly, Anti-XLIS



**All Photos** (2)

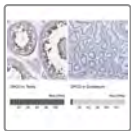
Product No.	Clonality	Application	Species Reactivity	Citations	SDS
<b>D9693</b>	polyclonal	WB	human, mouse, rat	9	



**Anti-Doublecortin Antibody, clone 3F11 ZooMAb<sup>®</sup> Rabbit Monoclonal**

**All Photos** (16)

Product No.	Clonality	Application	Species Reactivity	Citations	SDS
<b>ZRB1863</b>	3F11, monoclonal recombinant monoclonal	ICC, IF, IHC (p), WB	mouse, human		

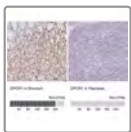


**Anti-DPCD antibody produced in rabbit**

**Synonym(s):** Anti-DKFZP566F084, Anti-Deleted in primary ciliary dyskinesia homolog (mouse), Anti-RP11-529I10.4

**All Photos** (7)

Product No.	Clonality	Application	Species Reactivity	Citations	SDS
<b>HPA036604</b>	polyclonal	IHC	human		
<b>HPA036603</b>	polyclonal	IF, IHC	human		

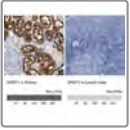


**Anti-DPCR1 antibody produced in rabbit**

**Synonym(s):** Anti-diffuse panbronchiolitis critical region 1 protein

**All Photos** (3)

Product No.	Clonality	Application	Species Reactivity	Citations	SDS
<b>HPA014036</b>	polyclonal	IHC	human	2	



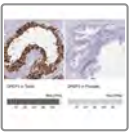
## Anti-DPEP1 antibody produced in rabbit

**Synonym(s):** Anti-Dehydropeptidase-I, Anti-Dipeptidase 1 precursor, Anti-Microsomal dipeptidase, Anti-Renal dipeptidase, Anti-hRDP

[All](#)

[Photos \(17\)](#)


Product No.	Clonality	Application	Species Reactivity	Citations	SDS
<a href="#">HPA009426</a>	polyclonal	IHC, WB	human	3	
<a href="#">HPA012783</a>	polyclonal	IF, IHC, WB	human	9	



## Anti-DPEP3 antibody produced in rabbit

[All Photos \(12\)](#)

Product No.	Clonality	Application	Species Reactivity	Citations	SDS
<a href="#">HPA031870</a>	polyclonal	IHC	human		
<a href="#">HPA058607</a>	polyclonal	IHC	human	2	



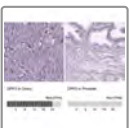
## Anti-DPF1 antibody produced in rabbit

**Synonym(s):** Anti-BAF45b, Anti-D4, zinc and double PHD fingers family 1, Anti-NEUD4, Anti-neuro-d4

[All](#)

[Photos \(7\)](#)

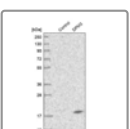
Product No.	Clonality	Application	Species Reactivity	Citations	SDS
<a href="#">HPA049148</a>	polyclonal	IF, IHC	human	3	



## Anti-DPF3 antibody produced in rabbit


[All Photos \(4\)](#)

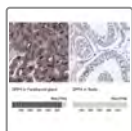
Product No.	Clonality	Application	Species Reactivity	Citations	SDS
<a href="#">HPA066790</a>	polyclonal	IF, IHC	human		



## Anti-DPM3 antibody produced in rabbit


**All Photos** (2) **Synonym(s):** Anti-DPM synthase complex subunit 3, Anti-Dolichol-phosphate mannose synthase subunit 3, Anti-Dolichol-phosphate mannosyltransferase subunit 3, Anti-Dolichyl-phosphate beta-D-mannosyltransferase subunit 3, Anti-MPD synthase subunit 3, Anti-Mannose-P-dolichol synthase subunit 3

Product No.	Clonality	Application	Species Reactivity	Citations	SDS
<b>HPA014667</b>	polyclonal	IHC	human	4	



### Anti-DPP4 antibody produced in rabbit

**All Photos** (4)



Product No.	Clonality	Application	Species Reactivity	Citations	SDS
<b>HPA071236</b>	polyclonal	IF, IHC, WB	human		



### Anti-DPP3 antibody produced in rabbit

**Synonym(s):** Anti-BBS1, Anti-Bardet-Biedl syndrome 1, Anti-FLJ23590




**All Photos** (6)

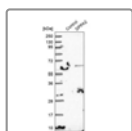
Product No.	Clonality	Application	Species Reactivity	Citations	SDS
<b>HPA035780</b>	polyclonal	IF, IHC	human		
<b>HPA035781</b>	polyclonal	IF, IHC	human		



### Anti-DPP9 Antibody, clone 1E12 ZooMAb<sup>®</sup> Rabbit Monoclonal

**All Photos** (7)


Product No.	Clonality	Application	Species Reactivity	Citations	SDS
<b>ZRB2478</b>	recombinant monoclonal	FACS, ICC, IHC, WB, affinity binding assay	human		  

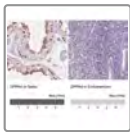


### Anti-DPPA2 antibody produced in rabbit

**Synonym(s):** Anti-CT100, Anti-PESCRG1, Anti-developmental pluripotency associated 2

## All Photos (2)


Product No.	Clonality	Application	Species Reactivity	Citations	SDS
<a href="#">HPA036134</a>	polyclonal	IF, WB	human	4	

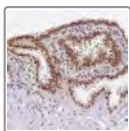


### Anti-DPPA4 antibody produced in rabbit

**Synonym(s):** Anti-FLJ10713, Anti-developmental pluripotency associated 4


## All Photos (5)

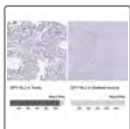
Product No.	Clonality	Application	Species Reactivity	Citations	SDS
<a href="#">HPA035250</a>	polyclonal	IF, IHC	human		



### Anti-DPY30 antibody produced in rabbit


## All Photos (6)

Product No.	Clonality	Application	Species Reactivity	Citations	SDS
<a href="#">HPA043761</a>	polyclonal	IF, IHC	human	1	



### Anti-DPY19L2 antibody produced in rabbit

## All Photos (3)


Product No.	Clonality	Application	Species Reactivity	Citations	SDS
<a href="#">HPA078305</a>	polyclonal	IF, IHC	human		

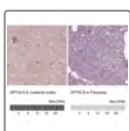


### Anti-DPYS antibody produced in rabbit

**Synonym(s):** Anti-DHP, Anti-DHPase, Anti-Dihydropyrimidinase, Anti-Dihydropyrimidine amidohydrolase, Anti-Hydantoinase

## All Photos (4)


Product No.	Clonality	Application	Species Reactivity	Citations	SDS
<a href="#">HPA024785</a>	polyclonal	IHC	human		

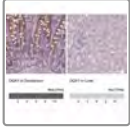


### Anti-DPYSL5 antibody produced in rabbit

**All Photos** (3)

**Synonym(s):** Anti-CRAM, Anti-CRMP-5, Anti-CRMP5, Anti-Dihydropyrimidinase-like 5, Anti-Ulip6


Product No.	Clonality	Application	Species Reactivity	Citations	SDS
<b>HPA034544</b>	polyclonal	IHC	human		

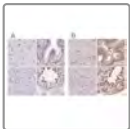


**Anti-DQX1 antibody produced in rabbit**

**Synonym(s):** Anti-DEAQ box RNA-dependent ATPase 1, Anti-FLJ23757

**All Photos** (4)



Product No.	Clonality	Application	Species Reactivity	Citations	SDS
<b>HPA039158</b>	polyclonal	IF, IHC	human		

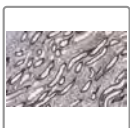


**Anti-DR1 antibody produced in rabbit**

**Synonym(s):** Anti-NC2, Anti-NC2-BETA, Anti-down-regulator of transcription 1, TBP-binding (negative cofactor 2)



**All Photos** (15)

Product No.	Clonality	Application	Species Reactivity	Citations	SDS
<b>HPA050785</b>	polyclonal	IHC, WB	human		
<b>HPA055308</b>	polyclonal	IF, IHC	human		



**Anti-DR5/CD262 Antibody, clone 1B19 ZooMAb<sup>®</sup> Rabbit Monoclonal**


**All Photos** (17)

Product No.	Clonality	Application	Species Reactivity	Citations	SDS
<b>ZRB1777</b>	1B19, recombinant monoclonal	FACS, ICC, IHC (p), WB, affinity binding assay	mouse, human	 	



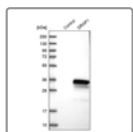
**Anti-DRAM2 antibody produced in rabbit**

**Synonym(s):** Anti-TMEM77 antibody produced in rabbit, Anti-Transmembrane protein 77



[Photos](#) (4)

Product No.	Clonality	Application	Species Reactivity	Citations	SDS
<b>HPA018036</b>	polyclonal	IF, IHC	human	4	

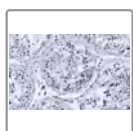


### Anti-DRAP1 antibody produced in rabbit

**Synonym(s):** Anti-Dr1-associated corepressor antibody produced in rabbit, Anti-Dr1-associated protein 1 antibody produced in rabbit, Anti-NC2  $\alpha$  antibody produced in rabbit, Anti-Negative co-factor 2  $\alpha$  antibody produced in rabbit

[All Photos](#) (3)

Product No.	Clonality	Application	Species Reactivity	Citations	SDS
<b>HPA006790</b>	polyclonal	IF, IHC	human	2	



### Anti-Drosha Antibody, clone 1B19 ZooMAb<sup>®</sup> Rabbit Monoclonal

[All Photos](#) (14)

Product No.	Clonality	Application	Species Reactivity	Citations	SDS
<b>ZRB1950</b>	1B19, recombinant monoclonal	ICC, IHC, WB, affinity binding assay	human		

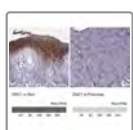


### Anti-DRP1 Antibody, clone 1E8 ZooMAb<sup>®</sup> Rabbit Monoclonal

**Synonym(s):** Anti-DCLK1-L Antibody, clone 1D16 ZooMAb<sup>®</sup> Rabbit Monoclonal

[All Photos](#) (9)

Product No.	Clonality	Application	Species Reactivity	Citations	SDS
<b>ZRB2727</b>	1E8, recombinant monoclonal	ICC, IHC, WB, affinity binding assay	rat, mouse, human		




### Anti-DSC1

**Synonym(s):** CDHF1



## All Photos (5)



Product No.	Clonality	Application	Species Reactivity	Citations	SDS
<a href="#">HPA075379</a>	polyclonal	IHC	human		



### Anti-DSC2 antibody produced in rabbit

**Synonym(s):** Anti-Desmocollin-2 precursor, Anti-Desmocollin-3, Anti-Desmosomal glycoprotein II and III

## All Photos (14)


Product No.	Clonality	Application	Species Reactivity	Citations	SDS
<a href="#">HPA011911</a>	polyclonal	IHC	human	3	
<a href="#">HPA012615</a>	polyclonal	IHC	human	5	



### Anti-DSC1 antibody produced in rabbit

**Synonym(s):** Anti-DG2/DG3, Anti-Desmocollin-1 precursor, Anti-Desmosomal glycoprotein 2/3



## All Photos (3)

Product No.	Clonality	Application	Species Reactivity	Citations	SDS
<a href="#">HPA012891</a>	polyclonal	IHC	human	4	

**All Photos** (14)

**Anti-DSC2 antibody produced in rabbit**

**Synonym(s):** Anti-Desmocollin-2 precursor, Anti-Desmocollin-3, Anti-Desmosomal glycoprotein II and III


Product No.	Clonality	Application	Species Reactivity	Citations	SDS
<b>HPA011911</b>	polyclonal	IHC	human	3	
<b>HPA012615</b>	polyclonal	IHC	human	5	

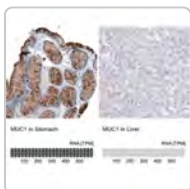


**Anti-DSCAM antibody produced in rabbit**

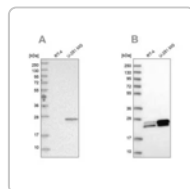
**Synonym(s):** Anti-CHD2-42, Anti-CHD2-52, Anti-Down syndrome cell adhesion molecule

**All Photos** (5)

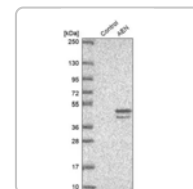
Product No.	Clonality	Application	Species Reactivity	Citations	SDS
<b>HPA019324</b>	polyclonal	IF, IHC	human		



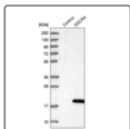
**Sigma-Aldrich**  
**AMAB91533**  
**Monoclonal**  
**Anti-MUC1...**



**Sigma-Aldrich**  
**HPA028118**  
**Anti-GUK1**



**Sigma-Aldric**  
**HPA0485**  
**Anti-AEN**  
**antibody.**



## Anti-DSCR4 antibody produced in rabbit

**Synonym(s):** Anti-Down syndrome critical region protein 4, Anti-Down syndrome critical region protein B

[All](#)

[Photos \(2\)](#)

Product No.	Clonality	Application	Species Reactivity	Citations	SDS
<a href="#">HPA018460</a>	polyclonal	IHC	human	4	



## Anti-dsDNA Antibody, clone AE-2 ZooMAb<sup>®</sup> Mouse Monoclonal

[All](#)

[Photos \(13\)](#)

Product No.	Clonality	Application	Species Reactivity	Citations	SDS
<a href="#">ZMS1047</a>	AE-2, recombinant monoclonal	DB, IF, IHC			 



## Anti-DSG3 antibody produced in rabbit

**Synonym(s):** Anti-CDHF6

[All Photos \(14\)](#)

Product No.	Clonality	Application	Species Reactivity	Citations	SDS
<a href="#">HPA046864</a>	polyclonal	IHC	human		
<a href="#">HPA056863</a>	polyclonal	IHC	human		



## Anti-DSG1 antibody produced in rabbit

[All Photos \(3\)](#)


Product No.	Clonality	Application	Species Reactivity	Citations	SDS
<a href="#">HPA074188</a>	polyclonal	IF, IHC	human		

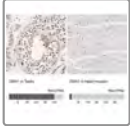


## Anti-DSG2 antibody produced in rabbit

**Synonym(s):** Anti-Desmoglein-2 precursor antibody produced in rabbit, Anti-HDGC antibody produced in rabbit

## All Photos (7)


Product No.	Clonality	Application	Species Reactivity	Citations	SDS
<a href="#">HPA004896</a>	polyclonal	IF, IHC	human	2	



### Anti-DSN1 antibody produced in rabbit

**Synonym(s):** Anti-Kinetochore-associated protein DSN1 homolog antibody produced in rabbit



## All Photos (4)


Product No.	Clonality	Application	Species Reactivity	Citations	SDS
<a href="#">HPA002813</a>	polyclonal	IHC	human		



### Anti-DSP antibody produced in rabbit

## All Photos (10)


Product No.	Clonality	Application	Species Reactivity	Citations	SDS
<a href="#">HPA054950</a>	polyclonal	IHC	human		
<a href="#">HPA045840</a>	polyclonal	IHC	human		

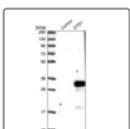


### Anti-DSTYK antibody produced in rabbit

**Synonym(s):** Anti-Dual Serine/Threonine And Tyrosine Protein Kinase, Anti-DustyPK, Anti-KIAA0472, Anti-RIP5, Anti-RIPK5

## All Photos (5)


Product No.	Clonality	Application	Species Reactivity	Citations	SDS
<a href="#">HPA044140</a>	polyclonal	IHC	human		

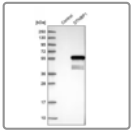


### Anti-DTD1 antibody produced in rabbit

**Synonym(s):** Anti-BA379J5.3, Anti-BA555E18.1, Anti-C20orf88, Anti-D-tyrosyl-tRNA deacylase 1 homolog (*S. cerevisiae*), Anti-DUEB, Anti-HARS2, Anti-MGC119131, Anti-MGC41905, Anti-Pqn-68



## All Photos (2)

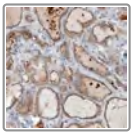
Product No.	Clonality	Application	Species Reactivity	Citations	SDS
<b>HPA040981</b>	polyclonal	IHC	human		



### Anti-DTNBP1 antibody produced in rabbit

[All Photos](#) (6)


Product No.	Clonality	Application	Species Reactivity	Citations	SDS
<b>HPA029615</b>	polyclonal	IF, IHC, WB	human		
<b>HPA029616</b>	polyclonal	IHC	human	4	

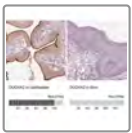


### Anti-DUOX1 antibody produced in rabbit

**Synonym(s):** Anti-Dual oxidase 1, Anti-Large NOX 1, Anti-Long NOX 1, Anti-NADPH thyroid oxidase 1, Anti-Thyroid oxidase 1


[All Photos](#) (3)

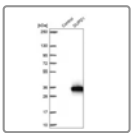
Product No.	Clonality	Application	Species Reactivity	Citations	SDS
<b>HPA023544</b>	polyclonal	IHC	human	4	



### Anti-DUOXA2 antibody produced in rabbit

[All Photos](#) (6)


Product No.	Clonality	Application	Species Reactivity	Citations	SDS
<b>HPA063548</b>	polyclonal	IHC	human		



### Anti-DUPD1 antibody produced in rabbit

**Synonym(s):** Anti-Dual specificity phosphatase and pro isomerase domain containing 1, Anti-Dusp27

[All Photos](#) (2)

Product No.	Clonality	Application	Species Reactivity	Citations	SDS
<b>HPA042964</b>	polyclonal	IHC	human		

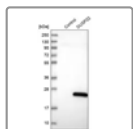


### Anti-DUS2 antibody produced in rabbit



tos (13)

Product No.	Clonality	Application	Species Reactivity	Citations	SDS
<a href="#">HPA043528</a>	polyclonal	IF, IHC	human		
<a href="#">HPA042560</a>	polyclonal	IF, IHC	human		



### Anti-DUSP22 antibody produced in rabbit

**Synonym(s):** Anti-JKAP, Anti-JSP1, Anti-MKPX, Anti-VHX, Anti-dual specificity phosphatase 22

[All Photos](#) (7)

Product No.	Clonality	Application	Species Reactivity	Citations	SDS
<a href="#">HPA031394</a>	polyclonal	IF, IHC	human	1	




### Anti-DUSP9 antibody produced in rabbit

**Synonym(s):** Anti-Dual specificity protein phosphatase 9 antibody produced in rabbit, Anti-MAP kinase phosphatase 4 antibody produced in rabbit, Anti-MKP-4 antibody produced in rabbit, Anti-Mitogen-activated protein kinase phosphatase 4 antibody produced in rabbit

[All Photos](#) (3)

Product No.	Clonality	Application	Species Reactivity	Citations	SDS
<a href="#">HPA003336</a>	polyclonal	IHC	human	3	




### Anti-DUSP14 antibody produced in rabbit

**Synonym(s):** Anti-Dual specificity protein phosphatase 14, Anti-MAP kinase phosphatase 6, Anti-MKP-6, Anti-MKP-L, Anti-Mitogen-activated protein kinase phosphatase 6

[All Photos](#) (6)


Product No.	Clonality	Application	Species Reactivity	Citations	SDS
<a href="#">HPA019911</a>	polyclonal	IF, IHC	human	3	

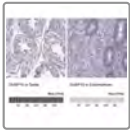


### Anti-DUSP19 antibody produced in rabbit

**Synonym(s):** Anti-Dual specificity protein phosphatase 19, Anti-Dual-specificity phosphatase TS-DSP1, Anti-LMW-DSP3, Anti-Protein phosphatase SKRP1, Anti-SAPK pathway-regulating phosphatase 1, Anti-Stress-activated protein kinase pathway-regulating phosphatase 1


[All Photos](#) (2)


Product No.	Clonality	Application	Species Reactivity	Citations	SDS
<a href="#">HPA021501</a>	polyclonal	IHC	human	3	



### Anti-DUSP15 antibody produced in rabbit

[All Photos](#) (4)


Product No.	Clonality	Application	Species Reactivity	Citations	SDS
<a href="#">HPA076649</a>	polyclonal	IF, IHC	human		

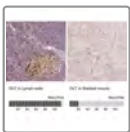


### Anti-DUSP26 antibody produced in rabbit

**Synonym(s):** Anti-DUSP24, Anti-MGC1136

[All Photos](#) (6)



Product No.	Clonality	Application	Species Reactivity	Citations	SDS
<a href="#">HPA018221</a>	polyclonal	IF, IHC	human	1	

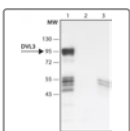


### Anti-DUT antibody produced in rabbit

**Synonym(s):** Anti-dUTPase

[All Photos](#) (8)


Product No.	Clonality	Application	Species Reactivity	Citations	SDS
<a href="#">HPA060360</a>	polyclonal	IHC	human		
<a href="#">HPA054422</a>	polyclonal	IF, IHC	human		



### Anti-DVL3 (C-terminal region) antibody produced in rabbit

**Synonym(s):** Anti-Dishevelled-3

[All Photos](#) (3)


Product No.	Clonality	Application	Species Reactivity	Citations	SDS
<a href="#">SAB4200007</a>	polyclonal	IP, WB	human	15	

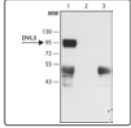


### Anti-DVL1 (C-terminal) antibody produced in rabbit

**Synonym(s):** Anti-Dishevelled-1, Anti-Dsh homolog 1, Anti-Segment polarity protein dishevelled homolog

## All Photos (2)


Product No.	Clonality	Application	Species Reactivity	Citations	SDS
<b>D3320</b>	polyclonal	WB	human	9	



### Anti-DVL3 (N-terminal) antibody produced in rabbit

**Synonym(s):** Anti-Dishevelled-3

## All Photos (3)


Product No.	Clonality	Application	Species Reactivity	Citations	SDS
<b>SAB420008</b>	polyclonal	IP, WB		8	

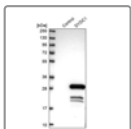


### Anti-DVL1 antibody produced in rabbit

**Synonym(s):** Anti-Dishevelled-1, Anti-Dsh homolog 1, Anti-Segment polarity protein dishevelled homolog

## All Photos (2)


Product No.	Clonality	Application	Species Reactivity	Citations	SDS
<b>D3570</b>	polyclonal	WB	human	14	



### Anti-DYDC1 antibody produced in rabbit

**Synonym(s):** Anti-Ba36d19.5, Anti-Dpy30 domain containing 1, Anti-Dpy30d1

## All Photos (2)


Product No.	Clonality	Application	Species Reactivity	Citations	SDS
<b>HPA037791</b>	polyclonal	IHC	human		




### Anti-DYDC2 antibody produced in rabbit


**Synonym(s):** Anti-MGC16186, Anti-bA36D19.6, Anti-BA36D19.6, Anti-DPY30 domain containing 2

## All Photos (8)

Product No.	Clonality	Application	Species Reactivity	Citations	SDS
<b>HPA038007</b>	polyclonal	IHC	human		




Product No.	Clonality	Application	Species Reactivity	Citations	SDS
<b>HPA038006</b>	polyclonal	IHC, WB	human	3	



### **Anti-DYNAP antibody produced in rabbit**

**Synonym(s):** Anti-C18orf26, Anti-Uncharacterized protein C18orf26

**All Photos** (2)


Product No.	Clonality	Application	Species Reactivity	Citations	SDS
<b>HPA011148</b>	polyclonal	IHC, WB	human	1	

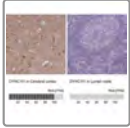
All

## Anti-DYNC1H1 antibody produced in rabbit

Photos

(3) **Synonym(s):** Anti-Cytoplasmic dynein heavy chain 1 antibody produced in rabbit, Anti-DHC1 antibody produced in rabbit, Anti-DYHC antibody produced in rabbit, Anti-Dynein heavy chain 1, cytoplasmic 1 antibody produced in rabbit, Anti-Dynein heavy chain, cytosolic antibody produced in rabbit


Product No.	Clonality	Application	Species Reactivity	Citations	SDS
<a href="#">HPA003742</a>	polyclonal	IHC	human	2	

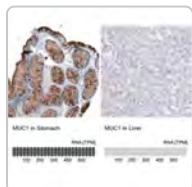


## Anti-DYNC1I1 antibody produced in rabbit


**Synonym(s):** Anti-DNCI1, Anti-DNCIC1

All Photos (3)

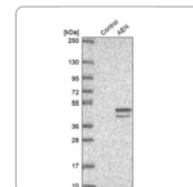
Product No.	Clonality	Application	Species Reactivity	Citations	SDS
<a href="#">HPA061689</a>	polyclonal	IHC	human		



Sigma-Aldrich  
**AMAB91533**  
Monoclonal  
Anti-MUC1...



Sigma-Aldrich  
**HPA028118**  
Anti-GUK1






Sigma-Aldric  
**HPA0485**  
Anti-AEN  
antibody.




## Anti-DYNC11 Antibody, clone 1F11 ZooMAb<sup>®</sup> Rabbit Monoclonal

**Synonym(s):** Anti-SV40 T Antigen Antibody, clone 1F11 ZooMAb<sup>®</sup> Mouse Monoclonal

**All Photos** (7)



Product No.	Clonality	Application	Species Reactivity	Citations	SDS
<b>ZRB1533</b>	1F11, recombinant monoclonal	IF, IHC, WB, affinity binding assay	mouse, human	  	

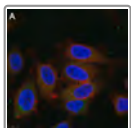


## Anti-DYNC112 antibody produced in rabbit

**Synonym(s):** Anti-DNCI2



**All Photos** (9)

Product No.	Clonality	Application	Species Reactivity	Citations	SDS
<b>HPA053987</b>	polyclonal	IF, IHC	human		
<b>HPA040619</b>	polyclonal	IF, IHC	human	2	



## Anti-Dynein Antibody, clone 74.1 ZooMAb<sup>®</sup> Mouse Monoclonal



**All Photos** (14)

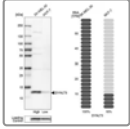
Product No.	Clonality	Application	Species Reactivity	Citations	SDS
<b>ZMS1064</b>	74.1, recombinant monoclonal monoclonal	FACS, ICC, WB	rat, human, mouse		 



## Anti-DYNLL1/PIN Antibody, clone 4B19 ZooMAb<sup>®</sup> Rabbit Monoclonal

**All Photos** (7)


Product No.	Clonality	Application	Species Reactivity	Citations	SDS
<b>ZRB2334</b>	4B19, recombinant monoclonal	ICC, IHC, WB, affinity binding assay	human		 



### Anti-DYNLT3 antibody produced in rabbit

**Synonym(s):** Anti-Dynein light chain Tctex-type 3, Anti-Protein 91/23

[All Photos](#) (6)



Product No.	Clonality	Application	Species Reactivity	Citations	SDS
<b>HPA003938</b>	polyclonal	IHC	rat, human	1	



### Anti-DYRK4 antibody produced in rabbit

**Synonym(s):** Anti-HSST2, Anti-NST2, Anti-dual-specificity tyrosine-(Y)-phosphorylation regulated kinase 4

[All Photos](#) (13)



Product No.	Clonality	Application	Species Reactivity	Citations	SDS
<b>HPA056073</b>	polyclonal	IF, IHC	human		
<b>HPA028065</b>	polyclonal	IF, IHC	human		




### Anti-DYSF antibody produced in rabbit

**Synonym(s):** Anti-Dysferlin, Anti-Dystrophy-associated fer-1-like protein, Anti-Fer-1-like protein 1

[All Photos](#) (13)

Product No.	Clonality	Application	Species Reactivity	Citations	SDS
<b>HPA021945</b>	polyclonal	IHC	human	6	
<b>HPA017071</b>	polyclonal	IF, IHC	human	5	




## Anti-Dysferlin (N-terminal region) antibody produced in rabbit

**Synonym(s):** Anti-Dysferlin (N-terminal region) antibody produced in rabbit, Anti-DYSF, Anti-Limb girdle muscular dystrophy 2B

[All](#)

[Photos](#) (4)

Product No.	Clonality	Application	Species Reactivity	Citations	SDS
<b>SAB4200388</b>	polyclonal	ICC, IP, WB	human, mouse	5	



## Anti-Dysferlin (N-terminal) antibody produced in rabbit

**Synonym(s):** Anti-DYSF, Anti-Limb girdle muscular dystrophy 2B

[All Photos](#) (4)

Product No.	Clonality	Application	Species Reactivity	Citations	SDS
<b>SAB4200453</b>	polyclonal	DB, IF, IHC	rat, human, mouse	2	



## Anti-Dystrophin Antibody, clone 1G7, ZooMAb<sup>®</sup> Rabbit Monoclonal

**Synonym(s):** DMD

[All](#)

[Photos](#) (15)

Product No.	Clonality	Application	Species Reactivity	Citations	SDS
<b>ZRB1309</b>	1G7, monoclonal recombinant monoclonal	ELISA, ICC, IHC (p), WB, affinity binding assay	mouse, human		



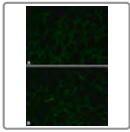
## Anti-Dystrophin Antibody, clone 2C6 (MANDYS106) ZooMAb<sup>®</sup> Mouse Monoclonal

[All](#)

[Photos](#) (10)

Product No.	Clonality	Application	Species Reactivity	Citations	SDS
<b>ZMS1051</b>	C26, recombinant	IF, IHC (p), WB	human		

Product No.	Clonality	Application	Species Reactivity	Citations	SDS
	monoclonal				
	monoclonal				



## Anti-Dystrophin antibody, Mouse monoclonal

[All Photos](#) (3)

Product No.	Clonality	Application	Species Reactivity	Citations	SDS
<b>SAB4200764</b>	MANDYS8, monoclonal	IHC	porcine, rabbit, mouse, rat, human	3	
<b>SAB4200763</b>	MANDRA1, monoclonal	IF, IHC	zebrafish, rat, mouse, human	3	



## Anti-E-Cadherin Antibody, clone 1G14 ZooMAb<sup>®</sup> Rabbit Monoclonal

[All Photos](#) (9)

Product No.	Clonality	Application	Species Reactivity	Citations	SDS
<b>ZRB1692</b>	1G14, recombinant monoclonal	FACS, IHC (p), WB, affinity binding assay	human		

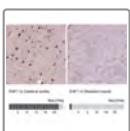


## Anti-EAAT2 Antibody, clone 1K8 ZooMAb<sup>®</sup> Rabbit Monoclonal

**Synonym(s):** Excitatory amino acid transporter 2, Glutamate/aspartate transporter II, Sodium-dependent glutamate/aspartate transporter 2, Solute carrier family 1 member 2


[All Photos](#) (14)

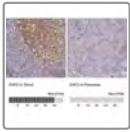
Product No.	Description	SDS
<b>ZRB1630</b>	recombinant, expressed in HEK 293 cells	



## Anti-EAF1 antibody produced in rabbit

[All Photos](#) (3)


Product No.	Clonality	Application	Species Reactivity	Citations	SDS
<a href="#">HPA069538</a>	polyclonal	IHC	human		



### Anti-EAF2 antibody produced in rabbit

**Synonym(s):** Anti-ELL-associated factor 2, Anti-Testosterone-regulated apoptosis inducer and tumor suppressor protein

[All Photos](#) (4)



Product No.	Clonality	Application	Species Reactivity	Citations	SDS
<a href="#">HPA008411</a>	polyclonal		human	2	



### Anti-EBAG9 antibody produced in rabbit

**Synonym(s):** Anti-Cancer-associated surface antigen RCAS1, Anti-Estrogen receptor-binding fragment-associated gene 9 protein, Anti-Receptor-binding cancer antigen expressed on SiSo cells


[All Photos](#) (10)

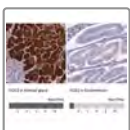
Product No.	Clonality	Application	Species Reactivity	Citations	SDS
<a href="#">HPA021153</a>	polyclonal	IHC	human	4	
<a href="#">HPA021154</a>	polyclonal	IHC	human	4	



### Anti-EBI3 antibody produced in rabbit

[All Photos](#) (3)


Product No.	Clonality	Application	Species Reactivity	Citations	SDS
<a href="#">HPA046635</a>	polyclonal	IHC	human	2	



### Anti-ECE2 antibody produced in rabbit


**Synonym(s):** Anti-Endothelin converting enzyme 2, Anti-Kiaa0604, Anti-Mgc2408

[All Photos](#) (3)

Product No.	Clonality	Application	Species Reactivity	Citations	SDS
<a href="#">HPA043346</a>	polyclonal	IHC	human		




### Anti-ECHDC3 antibody produced in rabbit



**Synonym(s):** Anti-Enoyl CoA hydratase domain containing 3, Anti-FLJ20909

[Photos](#) (5)

Product No.	Clonality	Application	Species Reactivity	Citations	SDS
<a href="#">HPA038306</a>	polyclonal	IF, IHC	human		



### Anti-ECHDC2 antibody produced in rabbit

**Synonym(s):** Anti-Enoyl-CoA hydratase domain-containing protein 2, mitochondrial

[All Photos](#) (7)

Product No.	Clonality	Application	Species Reactivity	Citations	SDS
<a href="#">HPA026768</a>	polyclonal	IHC	human	2	
<a href="#">HPA026731</a>	polyclonal	IHC	human		

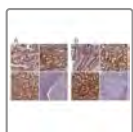


### Anti-ECHS1 antibody produced in rabbit

**Synonym(s):** Anti-Enoyl-CoA hydratase 1, Anti-Enoyl-CoA hydratase, mitochondrial, Anti-SCEH, Anti-Short chain enoyl-CoA hydratase

[All Photos](#) (16)

Product No.	Clonality	Application	Species Reactivity	Citations	SDS
<a href="#">HPA021995</a>	polyclonal	IF, IHC	rat, mouse, human	4	
<a href="#">HPA022476</a>	polyclonal	IF, IHC	rat, human, mouse	4	



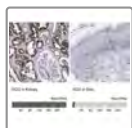
### Anti-ECI1 antibody produced in rabbit

**Synonym(s):** Anti-DCI, Anti-Enoyl-Coa Delta Isomerase 1

[All Photos](#) (14)

Product No.	Clonality	Application	Species Reactivity	Citations	SDS
<a href="#">HPA041746</a>	polyclonal	IHC	human		
<a href="#">HPA043227</a>	polyclonal	IHC	human		





## Anti-ECI2 antibody produced in rabbit

**Synonym(s):** Anti-ACBD2, Anti-DRS1, Anti-HCA88, Anti-PECI

[All Photos](#) (24)

Product No.	Clonality	Application	Species Reactivity	Citations	SDS
<a href="#">HPA031626</a>	polyclonal	IF, IHC	human		
<a href="#">HPA022130</a>	polyclonal	IF, IHC	human	1	

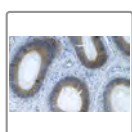


## Anti-ECM1 antibody produced in rabbit

**Synonym(s):** Anti-Extracellular matrix protein 1, Anti-Secretory component p85

[All Photos](#) (7)


Product No.	Clonality	Application	Species Reactivity	Citations	SDS
<a href="#">HPA076029</a>	polyclonal	IF, IHC	human		
<a href="#">HPA027241</a>	polyclonal	IHC, WB	human	5	



## Anti-ECM1 Antibody, clone 1C6 ZooMAb<sup>®</sup> Rabbit Monoclonal

[All Photos](#) (13)

Product No.	Clonality	Application	Species Reactivity	Citations	SDS
<a href="#">ZRB2363</a>	1C6, recombinant monoclonal	ICC, IHC, WB, affinity binding assay			

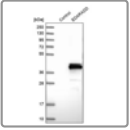


## Anti-ECSIT antibody produced in rabbit

**Synonym(s):** Anti-ECSIT Homolog (Drosophila), Anti-SITPEC

[All Photos](#) (4)

Product No.	Clonality	Application	Species Reactivity	Citations	SDS
<a href="#">HPA042979</a>	polyclonal	IF, IHC	mouse, human, rat	1	



## Anti-EDARADD antibody produced in rabbit

**Synonym(s):** Anti-Crinkled homolog, Anti-EDAR-associated death domain protein, Anti-Ectodysplasin-A receptor-associated adapter protein


**All**


**Photos** (6)

Product No.	Clonality	Application	Species Reactivity	Citations	SDS
<b>HPA018836</b>	polyclonal	IHC, WB	human	5	

## All Photos (3) **Anti-EDN1 antibody produced in rabbit**

**Synonym(s):** Anti-ET1, Anti-endothelin 1


Product No.	Clonality	Application	Species Reactivity	Citations	SDS
<b>HPA031976</b>	polyclonal	IF, IHC, WB	human	1	

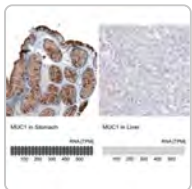


## **Anti-EDN2 antibody produced in rabbit**

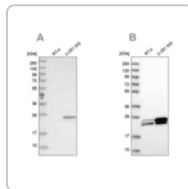
**Synonym(s):** Anti-ET2, Anti-endothelin 2

## All Photos (3)

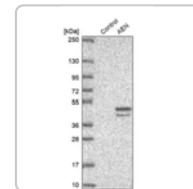
Product No.	Clonality	Application	Species Reactivity	Citations	SDS
<b>HPA028459</b>	polyclonal	IF, IHC	human		



Sigma-Aldrich  
**AMAB91533**  
Monoclonal  
Anti-MUC1...





Sigma-Aldrich  
**HPA028118**  
Anti-GUK1

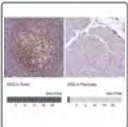


**HPA0485**  
Anti-AEN  
antibody.



**Photos** (20)



Product No.	Clonality	Application	Species Reactivity	Citations	SDS
<b>ZRB1592</b>	1H18, recombinant monoclonal	ICC, IHC (p), WB, affinity binding assay	rat, human		 




### Anti-EED antibody produced in rabbit

**Synonym(s):** Anti-HEED, Anti-WAIT-1



**All Photos** (8)

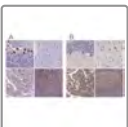
Product No.	Clonality	Application	Species Reactivity	Citations	SDS
<b>HPA060089</b>	polyclonal	IF	human		
<b>HPA061140</b>	polyclonal	IHC, WB	human	3	



### Anti-EEF2 antibody produced in rabbit

**All Photos** (5)



Product No.	Clonality	Application	Species Reactivity	Citations	SDS
<b>HPA057351</b>	polyclonal	IHC	human		
<b>HPA040534</b>	polyclonal	IF, IHC	human		



### Anti-EEF1G antibody produced in rabbit

**Synonym(s):** EF1G, Anti-EF1G, Anti-Eukaryotic translation elongation factor 1 gamma



**All Photos** (12)

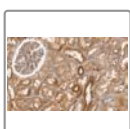
Product No.	Clonality	Application	Species Reactivity	Citations	SDS
<b>HPA055316</b>	polyclonal	IHC	human		
<b>HPA040688</b>	polyclonal	IF, IHC	human		



## Anti-E2F-1 Antibody, clone 1H21 ZooMAb<sup>®</sup> Rabbit Monoclonal



[All Photos](#) (16)


Product No.	Clonality	Application	Species Reactivity	Citations	SDS
<b>ZRB1598</b>	1H21, recombinant monoclonal	ICC, IHC (p), WB	human, mouse	 	



## Anti-EF-2/EEF2 Antibody, clone 1E7 ZooMAb<sup>®</sup> Rabbit Monoclonal

[All Photos](#) (22)


Product No.	Clonality	Application	Species Reactivity	Citations	SDS
<b>ZRB2056</b>	1E7, recombinant monoclonal	ICC, IHC, WB, affinity binding assay	human, rat, mouse	 	

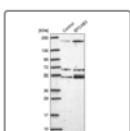


## Anti-EFCAB6 antibody produced in rabbit

**Synonym(s):** Anti-CAP-binding protein complex-interacting protein 1 antibody produced in rabbit, Anti-DJ-1-binding protein antibody produced in rabbit, Anti-DJBP


[All Photos](#) (2)

Product No.	Clonality	Application	Species Reactivity	Citations	SDS
<b>HPA003098</b>	polyclonal	IF, IHC (p), WB	human	1	



## Anti-EFCAB3 antibody produced in rabbit

[All Photos](#) (2)

Product No.	Clonality	Application	Species Reactivity	Citations	SDS
<b>HPA046862</b>	polyclonal	IHC, WB	human		



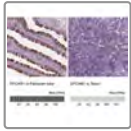
## Anti-EFCAB7 antibody produced in rabbit



**Synonym(s):** Anti-EF-hand calcium binding domain 7, Anti-KIAA1799, Anti-RP4-534K7.1

[All Photos](#) (3)

Product No.	Clonality	Application	Species Reactivity	Citations	SDS
<a href="#">HPA029612</a>	polyclonal	IHC	human		

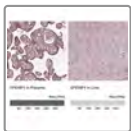


### Anti-EFCAB1 antibody produced in rabbit

**Synonym(s):** Anti-EF-hand calcium-binding domain-containing protein 1

[All Photos](#) (6)

Product No.	Clonality	Application	Species Reactivity	Citations	SDS
<a href="#">HPA023527</a>	polyclonal	IHC	human	1	



### Anti-EFEMP1 antibody produced in rabbit

[All Photos](#) (5)

Product No.	Clonality	Application	Species Reactivity	Citations	SDS
<a href="#">HPA070841</a>	polyclonal	IHC	human		



### Anti-EFHD1 antibody produced in rabbit

**Synonym(s):** Anti-FLJ13612

[All Photos](#) (12)

Product No.	Clonality	Application	Species Reactivity	Citations	SDS
<a href="#">HPA056959</a>	polyclonal	IF, IHC	human		
<a href="#">HPA049331</a>	polyclonal	IF, IHC	human		

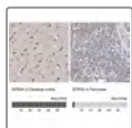


### Anti-EFHD2 antibody produced in rabbit

**Synonym(s):** Anti-EF-hand domain family, member D2, Anti-MGC4342

[All Photos](#) (5)

Product No.	Clonality	Application	Species Reactivity	Citations	SDS
<a href="#">HPA048961</a>	polyclonal	IF, IHC	human	1	

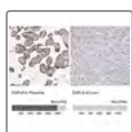


## Anti-EFR3A antibody produced in rabbit

**Synonym(s):** Anti-Protein EFR3 homolog A, Anti-Protein EFR3-like

[All Photos](#) (22)

Product No.	Clonality	Application	Species Reactivity	Citations	SDS
<a href="#">HPA022859</a>	polyclonal	IHC	human	4	
<a href="#">HPA023092</a>	polyclonal	IHC	human, mouse, rat	3	
<a href="#">HPA023402</a>	polyclonal	IF, IHC	human, mouse, rat	3	

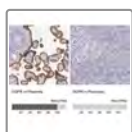


## Anti-EGFL6 antibody produced in rabbit

**Synonym(s):** Anti-MAEG

[All Photos](#) (5)

Product No.	Clonality	Application	Species Reactivity	Citations	SDS
<a href="#">HPA001838</a>	polyclonal	IHC	human	1	



## Anti-EGFR antibody produced in rabbit

**Synonym(s):** Anti-Epidermal growth factor receptor precursor antibody produced in rabbit, Anti-Receptor tyrosine-protein kinase ErbB-1 antibody produced in rabbit

[All Photos](#) (13)

Product No.	Clonality	Application	Species Reactivity	Citations	SDS
<a href="#">HPA018530</a>	polyclonal	IF, IHC	rat, mouse, human	18	
<a href="#">HPA001200</a>	polyclonal	IHC	human	11	

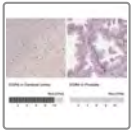


## Anti-EGFR Antibody, clone 11E19, ZooMAb<sup>®</sup> Rabbit Monoclonal

[All Photos](#) (18)

Product No.	Clonality	Application	Species Reactivity	Citations	SDS
<a href="#">ZRB04338</a>	11E19, recombinant	ICC, IHC (p),	mouse, human		


Product No.	Clonality	Application	Species Reactivity	Citations	SDS
	monoclonal	WB, gene			
	monoclonal	knockdown			



### Anti-EGR4 antibody produced in rabbit

**Synonym(s):** Anti-NGFI-C, Anti-PAT133, Anti-early growth response 4



[All Photos](#) (5)

Product No.	Clonality	Application	Species Reactivity	Citations	SDS
<b>HPA028983</b>	polyclonal	IHC	human	8	



### Anti-EGR1 Antibody, clone 1F22 ZooMAb<sup>®</sup> Rabbit Monoclonal

[All Photos](#) (11)



Product No.	Clonality	Application	Species Reactivity	Citations	SDS
<b>ZRB1721</b>	1F22, recombinant monoclonal	ICC, IHC (p), WB, affinity binding assay	human		 

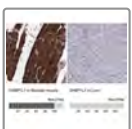


### Anti-EHBP1 antibody produced in rabbit

**Synonym(s):** Anti-EH domain binding protein 1, Anti-KIAA0903, Anti-NACSIN

[All Photos](#) (11)


Product No.	Clonality	Application	Species Reactivity	Citations	SDS
<b>HPA035468</b>	polyclonal	IF, IHC	human		
<b>HPA035469</b>	polyclonal	IF, IHC	human, mouse		

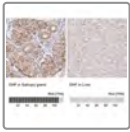


### Anti-EHBP1L1 antibody produced in rabbit

[All Photos](#) (4)




Product No.	Clonality	Application	Species Reactivity	Citations	SDS
<a href="#">HPA073476</a>	polyclonal	IF, IHC, WB	human		




### Anti-EHF antibody produced in rabbit

**Synonym(s):** Anti-ESE3, Anti-ESEJ

[All Photos](#) (4)



Product No.	Clonality	Application	Species Reactivity	Citations	SDS
<a href="#">HPA060734</a>	polyclonal	IHC	human		

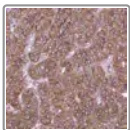


### Anti-EHHADH antibody produced in rabbit

**Synonym(s):** Anti-ECHD, Anti-Enoyl-CoA, hydratase/3-hydroxyacyl CoA dehydrogenase

[All Photos](#) (7)


Product No.	Clonality	Application	Species Reactivity	Citations	SDS
<a href="#">HPA042021</a>	polyclonal	IHC	human		
<a href="#">HPA036401</a>	polyclonal	IHC	human		




### Anti-EI24 antibody produced in rabbit

**Synonym(s):** Anti-EPG4, Anti-PIG8, Anti-TP53I8, Anti-etoposide induced 2.4 mRNA

[All Photos](#) (6)


Product No.	Clonality	Application	Species Reactivity	Citations	SDS
<a href="#">HPA047165</a>	polyclonal	IHC	human		



### Anti-EIF5 antibody produced in rabbit

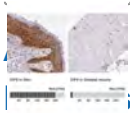
**Synonym(s):** Anti-Eukaryotic translation initiation factor 5 antibody produced in rabbit, Anti-eIF-5 antibody produced in rabbit

[All Photos](#) (4)

Product No.	Clonality	Application	Species Reactivity	Citations	SDS
<a href="#">HPA000867</a>	polyclonal	IF, IHC	mouse, human, rat	3	



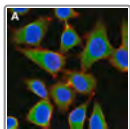
### Anti-EIF6 antibody produced in rabbit



(8)

**Synonym(s):** Anti-EIF3A, Anti-ITGB4BP, Anti-b(2)gcn, Anti-eukaryotic translation initiation factor 6, Anti-p27BBP

Product No.	Clonality	Application	Species Reactivity	Citations	SDS
<b>HPA040873</b>	polyclonal	IF, IHC	rat, mouse, human	1	



### Anti-eIF-2 $\alpha$ Antibody, clone 3M6 ZooMAb<sup>®</sup> Rabbit Monoclonal

**All Photos** (18)

Product No.	Clonality	Application	Species Reactivity	Citations	SDS
<b>ZRB1560</b>	3M6, recombinant monoclonal	FACS, ICC, WB, affinity binding assay	human		





### Anti-eIF-4E Antibody, clone 1K7 ZooMAb<sup>®</sup> Rabbit Monoclonal

**All Photos** (11)

Product No.	Clonality	Application	Species Reactivity	Citations	SDS
<b>ZRB1719</b>	1K7, recombinant monoclonal	ICC, IHC (p), WB, affinity binding assay	monkey, human		

## All **Anti-EIF3A antibody produced in rabbit**



**Photos** (13) **Synonym(s):** Anti-EIF3, Anti-EIF3-p170, Anti-EIF3-th $\eta$ , Anti-EIF3S10, Anti-Eukaryotic translation initiation factor 3, subunit A, Anti-KIAA0139, Anti-TIF32

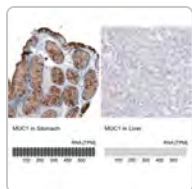
Product No.	Clonality	Application	Species Reactivity	Citations	SDS
<b>HPA038316</b>	polyclonal	IF, IHC	human		
<b>HPA038315</b>	polyclonal	IHC	human, rat, mouse		



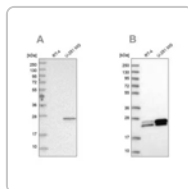
## **Anti-eIF2A Antibody, clone 2C18 ZooMAb<sup>®</sup> Rabbit Monoclonal**

**All**  
**Photos** (12)

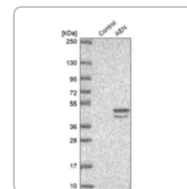
Product No.	Clonality	Application	Species Reactivity	Citations	SDS
<b>ZRB1558</b>	2C18, recombinant monoclonal	ICC, IHC (p), WB	human, mouse, rat	 	



Sigma-Aldrich  
**AMAB91533**  
 Monoclonal  
 Anti-MUC1...



Sigma-Aldrich  
**HPA028118**  
 Anti-GUK1




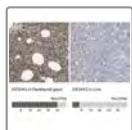
Sigma-Aldrich  
**HPA0485**  
 Anti-AEN  
 antibody.

## Anti-EIF4A3 antibody produced in rabbit

**Synonym(s):** Anti-ATP-dependent RNA helicase DDX48, Anti-ATP-dependent RNA helicase eIF4A-3, Anti-DEAD box protein 48, Anti-Eukaryotic initiation factor 4A-III, Anti-Eukaryotic initiation factor 4A-like NUK-34, Anti-Eukaryotic translation initiation factor 4A isoform 3, Anti-hNMP 265

All  
 Photos (5)


Product No.	Clonality	Application	Species Reactivity	Citations	SDS
<b>HPA021878</b>	polyclonal	IF, IHC	human	2	

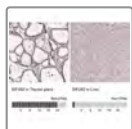


## Anti-EIF2AK3 antibody produced in rabbit

**Synonym(s):** Anti-Eukaryotic translation initiation factor 2-alpha kinase 3 precursor, Anti-HsPEK, Anti-PRKR-like endoplasmic reticulum kinase, Anti-Pancreatic eIF2-alpha kinase

All  
 Photos (6)



Product No.	Clonality	Application	Species Reactivity	Citations	SDS
<b>HPA015737</b>	polyclonal	IHC	human	2	



## Anti-EIF2B2 antibody produced in rabbit

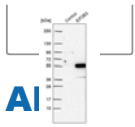
**Synonym(s):** Anti-EIF2B, Anti-EIF2B $\beta$ , Anti-S20115 antibody produced in rabbit, Anti-S201115 antibody produced in rabbit, Anti-Translation initiation factor eIF-2B subunit  $\beta$  antibody produced in rabbit, Anti-eIF-2B GDP-GTP exchange factor subunit  $\beta$  antibody produced in rabbit, Anti-EIF-2B $\beta$

All  
 Photos (12)

Product No.	Clonality	Application	Species Reactivity	Citations	SDS
<b>HPA005841</b>	polyclonal	IHC	mouse, human, rat	3	
<b>HPA048028</b>	polyclonal	IF, IHC	human		





## Anti-EIF2B3 antibody produced in rabbit



**Synonym(s):** Anti-Translation initiation factor eIF-2B subunit gamma, Anti-eIF-2B GDP-GTP exchange factor subunit gamma

**All Photos** (3)


Product No.	Clonality	Application	Species Reactivity	Citations	SDS
<b>HPA024219</b>	polyclonal	IF, IHC	human		

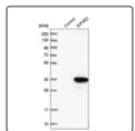


### Anti-EIF3E antibody produced in rabbit

**Synonym(s):** Anti-Eukaryotic translation initiation factor 3 subunit 6, Anti-Eukaryotic translation initiation factor 3 subunit E, Anti-Viral integration site protein INT-6 homolog, Anti-eIF-3 p48, Anti-eIF3e

**All Photos** (4)


Product No.	Clonality	Application	Species Reactivity	Citations	SDS
<b>HPA023973</b>	polyclonal	IF, IHC	human, rat, mouse	4	

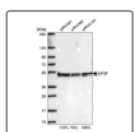


### Anti-EIF4E2 antibody produced in rabbit

**Synonym(s):** Anti-Eukaryotic translation initiation factor 4E homologous protein, Anti-Eukaryotic translation initiation factor 4E type 2, Anti-Eukaryotic translation initiation factor 4E-like 3, Anti-eIF-4E type 2, Anti-eIF4E type 2, Anti-mRNA cap-binding protein, Anti-mRNA cap-binding protein type 3

**All Photos** (3)


Product No.	Clonality	Application	Species Reactivity	Citations	SDS
<b>HPA019253</b>	polyclonal	IF, IHC (p), WB	human	3	




### Anti-EIF3F antibody produced in rabbit

**Synonym(s):** Anti-EIF3S5, Anti-eIF3-epsilon, Anti-eIF3-p47, Anti-eukaryotic translation initiation factor 3, subunit F

**All Photos** (2)


Product No.	Clonality	Application	Species Reactivity	Citations	SDS
<b>HPA049250</b>	polyclonal	IHC, WB	human		




### Anti-EIF3G antibody produced in rabbit

**Synonym(s):** Anti-Eif3-delta, Anti-Eif3-p44, Anti-Eif3s4, Anti-Eukaryotic translation initiation factor 3, subunit g


**All Photos** (3)


Product No.	Clonality	Application	Species Reactivity	Citations	SDS
<b>HPA041997</b>	polyclonal	IF, IHC	human	10	



### Anti-EIF4G1 antibody produced in rabbit



[All Photos](#) (6)

Product No.	Clonality	Application	Species Reactivity	Citations	SDS
<b>HPA028487</b>	polyclonal	IF, IHC	human		



### Anti-eIF4G1 Antibody, clone 2C6 ZooMAb<sup>®</sup> Rabbit Monoclonal

[All Photos](#) (10)



Product No.	Clonality	Application	Species Reactivity	Citations	SDS
<b>ZRB2394</b>	2C6, recombinant monoclonal	ICC, IHC, WB, affinity binding assay	human, rat, mouse		 



### Anti-EIF4G2 antibody produced in rabbit

**Synonym(s):** Anti-DAP-5, Anti-Death-associated protein 5, Anti-Eukaryotic translation initiation factor 4 gamma 2, Anti-eIF-4-gamma 2, Anti-eIF-4G 2, Anti-eIF4G 2, Anti-p97

[All Photos](#) (11)




Product No.	Clonality	Application	Species Reactivity	Citations	SDS
<b>HPA016965</b>	polyclonal	IHC	rat, human, mouse	4	
<b>HPA006773</b>	polyclonal	IF, IHC	human, rat, mouse	4	



### Anti-EIF4G3 antibody produced in rabbit

**Synonym(s):** Anti-Eukaryotic translation initiation factor 4 gamma 3, Anti-eIF-4-gamma 3, Anti-eIF-4-gamma II, Anti-eIF-4G 3, Anti-eIF4G 3, Anti-eIF4GII



[All Photos](#) (19)

Product No.	Clonality	Application	Species Reactivity	Citations	SDS
<b>HPA025041</b>	polyclonal	IHC	human	4	
<b>HPA025031</b>	polyclonal	IF, IHC	human	4	
<b>HPA025039</b>	polyclonal	IHC	human	4	



### **Anti-eIF3h Antibody, clone 2B15 ZooMAb<sup>®</sup> Rabbit Monoclonal**

**All Photos** (14)



Product No.	Clonality	Application	Species Reactivity	Citations	SDS
<b>ZRB1111</b>	2B15, monoclonal recombinant monoclonal	ICC, IHC (p), WB, affinity binding assay	rat, human, mouse		 




### **Anti-EIF3I antibody produced in rabbit**

**Synonym(s):** Anti-EIF3S2, Anti-TRIP-1, Anti-eIF3-β, Anti-eIF3-p36, Anti-eukaryotic translation initiation factor 3, subunit I

**All Photos** (14)


Product No.	Clonality	Application	Species Reactivity	Citations	SDS
<b>HPA029939</b>	polyclonal	IHC	mouse, human, rat	3	
<b>HPA029940</b>	polyclonal	IHC	mouse, human, rat		



### **Anti-EIF3J antibody produced in rabbit**

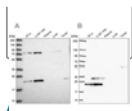
**Synonym(s):** Anti-EIF3S1, Anti-eIF3-alpha, Anti-eIF3-p35, Anti-eukaryotic translation initiation factor 3, subunit J

**All Photos** (3)

Product No.	Clonality	Application	Species Reactivity	Citations	SDS
<b>HPA050977</b>	polyclonal	IF, IHC	human		



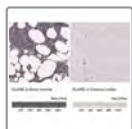
### **Anti-EIF3K antibody produced in rabbit**



**Synonym(s):** Anti-ARG134, Anti-EIF3S12, Anti-Eukaryotic Translation Initiation Factor 3, Subunit K, Anti-HSPC029, Anti-M9, Anti-PLAC-24, Anti-PRO1474, Anti-PTD001

## Photos (5)

Product No.	Clonality	Application	Species Reactivity	Citations	SDS
<a href="#">HPA054590</a>	polyclonal	IF	human		
<a href="#">HPA045446</a>	polyclonal	IHC	rat, human, mouse		



## Anti-ELANE antibody produced in rabbit

## All Photos (3)

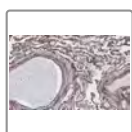
Product No.	Clonality	Application	Species Reactivity	Citations	SDS
<a href="#">HPA066836</a>	polyclonal	IHC	human	1	



## Anti-Elastin Antibody, clone 10B8 ZooMAb<sup>®</sup> Mouse Monoclonal

## All Photos (13)

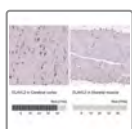
Product No.	Clonality	Application	Species Reactivity	Citations	SDS
<a href="#">ZMS1166</a>	10B8, recombinant monoclonal	IF, IHC, WB	human		



## Anti-Elastin Antibody, clone 1G6 ZooMAb<sup>®</sup> Rabbit Monoclonal

## All Photos (10)

Product No.	Clonality	Application	Species Reactivity	Citations	SDS
<a href="#">ZRB1388</a>	1G6, recombinant monoclonal	IF, IHC, WB	human		




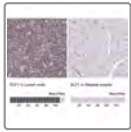
## Anti-ELAVL2 antibody produced in rabbit

**Synonym(s):** Anti-HEL-N1, Anti-HuB



## All Photos (6)


Product No.	Clonality	Application	Species Reactivity	Citations	SDS
<a href="#">HPA063001</a>	polyclonal	IF, IHC	human	1	

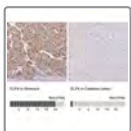


### Anti-ELF1 antibody produced in rabbit

**Synonym(s):** Anti-E74-like factor 1 antibody produced in rabbit, Anti-ETS-related transcription factor Elf-1 antibody produced in rabbit

## All Photos (6)


Product No.	Clonality	Application	Species Reactivity	Citations	SDS
<a href="#">HPA001755</a>	polyclonal	IHC	human	2	

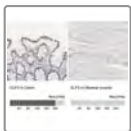


### Anti-ELF4 antibody produced in rabbit

**Synonym(s):** Anti-ELFR, Anti-MEF

## All Photos (3)


Product No.	Clonality	Application	Species Reactivity	Citations	SDS
<a href="#">HPA058595</a>	polyclonal	IHC	human		



### Anti-ELF3 antibody produced in rabbit

**Synonym(s):** Anti-E74-like factor 3 antibody produced in rabbit, Anti-ets domain transcription factor, epithelial-specific antibody produced in rabbit

## All Photos (7)


Product No.	Clonality	Application	Species Reactivity	Citations	SDS
<a href="#">HPA003479</a>	polyclonal	IHC	human	8	




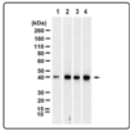
### Anti-ELF2 antibody produced in rabbit

**Synonym(s):** Anti-E74-like factor 2 antibody produced in rabbit, Anti-ETS-related transcription factor Elf-2 antibody produced in rabbit, Anti-New ETS-related factor antibody produced in rabbit

## All Photos (15)



Product No.	Clonality	Application	Species Reactivity	Citations	SDS
<a href="#">HPA071166</a>	polyclonal	IF, IHC	human		

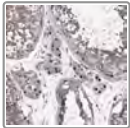
Product No.	Clonality	Application	Species Reactivity	Citations	SDS
<b>HPA006057</b>	polyclonal	IF, IHC	human, mouse, rat	4	



## Anti-ELF5 Antibody, clone 1K15 ZooMAb<sup>®</sup> Rabbit Monoclonal

**All Photos** (6)


Product No.	Clonality	Application	Species Reactivity	Citations	SDS
<b>ZRB1655</b>	1K15, recombinant monoclonal	ELISA, WB, affinity binding assay	mouse, human, rat		 

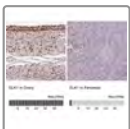


## Anti-ELK4 antibody produced in rabbit

**Synonym(s):** Anti-ELK4, ETS-domain protein (SRF accessory protein 1), Anti-SAP1


**All Photos** (3)

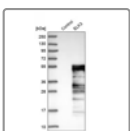
Product No.	Clonality	Application	Species Reactivity	Citations	SDS
<b>HPA028863</b>	polyclonal	IF, IHC	human		



## Anti-ELK1 antibody produced in rabbit

**All Photos** (4)


Product No.	Clonality	Application	Species Reactivity	Citations	SDS
<b>HPA036084</b>	polyclonal	IF, IHC	human		



## Anti-ELK3 antibody produced in rabbit



**Synonym(s):** Anti-ETS domain-containing protein Elk-3 antibody produced in rabbit, Anti-ETS-related protein ERP antibody produced in rabbit, Anti-ETS-related protein NET antibody produced in rabbit, Anti-SAP-2 antibody produced in rabbit, Anti-SRF accessory protein 2 antibody produced in rabbit

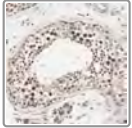
**All Photos** (3)

Product No.	Clonality	Application	Species Reactivity	Citations	SDS
<b>HPA001600</b>	polyclonal	IF, IHC	human	5	

## All Photos (4) **Anti-ELMOD1 antibody produced in rabbit**

**Synonym(s):** Anti-Dkfzp547c176, Anti-Elmo/ced-12 domain containing 1


Product No.	Clonality	Application	Species Reactivity	Citations	SDS
<b>HPA038434</b>	polyclonal	IF, IHC (p), WB	human		
<b>HPA038435</b>	polyclonal	IF, IHC (p), WB	human		

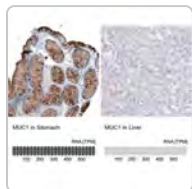


## **Anti-ELOA antibody produced in rabbit**

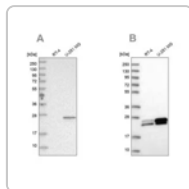
**Synonym(s):** Anti-EloA antibody produced in rabbit, Anti-Elongin 110 kDa subunit antibody produced in rabbit, Anti-Elongin-A antibody produced in rabbit, Anti-RNA polymerase II transcription factor SIII subunit A1 antibody produced in rabbit, Anti-SIII p110 antibody produced in rabbit, Anti-Transcription elongation factor B polypeptide 3 antibody produced in rabbit

## All Photos (6)

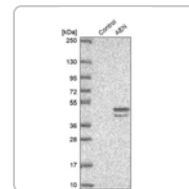
Product No.	Clonality	Application	Species Reactivity	Citations	SDS
<b>HPA005910</b>	polyclonal	IF, IHC	human	1	



Sigma-Aldrich  
**AMAB91533**  
 Monoclonal  
 Anti-MUC1...



Sigma-Aldrich  
**HPA028118**  
 Anti-GUK1



Sigma-Aldrich  
**HPA0485**  
 Anti-AEN  
 antibody.



### Anti-ELOVL5 antibody produced in rabbit

[All Photos](#) (7)

Product No.	Clonality	Application	Species Reactivity	Citations	SDS
<b>HPA047752</b>	polyclonal	IF, IHC, WB	human	3	



### Anti-ELOVL1 antibody produced in rabbit

**Synonym(s):** Anti-Ssc1

[All Photos](#) (6)

Product No.	Clonality	Application	Species Reactivity	Citations	SDS
<b>HPA056557</b>	polyclonal	IF, IHC	human		

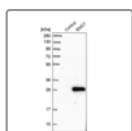


### Anti-ELSPBP1 antibody produced in rabbit

**Synonym(s):** Anti-E12, Anti-EDDM12, Anti-HE12, Anti-epididymal sperm binding protein 1

[All Photos](#) (13)


Product No.	Clonality	Application	Species Reactivity	Citations	SDS
<b>HPA050341</b>	polyclonal	IHC	human		
<b>HPA044256</b>	polyclonal	IHC, WB	human		




### Anti-EMC7 antibody produced in rabbit

**Synonym(s):** Anti-C15orf24, Anti-Uncharacterized protein C15orf24 precursor antibody produced in rabbit

**All Photos** (5)


Product No.	Clonality	Application	Species Reactivity	Citations	SDS
<b>HPA010029</b>	polyclonal	IHC	human	2	




**Anti-EMD antibody produced in rabbit**

**Synonym(s):** Anti-Emerin antibody produced in rabbit

**All Photos** (4)




Product No.	Clonality	Application	Species Reactivity	Citations	SDS
<b>HPA000609</b>	polyclonal	IF, IHC	rat, human, mouse	8	

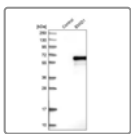


**Anti-Emerin Antibody, clone 1C22 ZooMAb<sup>®</sup> Rabbit Monoclonal**

**Synonym(s):** Anti-c-Kit/CD117 Antibody, clone 118 ZooMAb<sup>®</sup> Rabbit Monoclonal

**All Photos** (8)


Product No.	Clonality	Application	Species Reactivity	Citations	SDS
<b>ZRB1815</b>	1C22, recombinant monoclonal	ICC, IHC, WB, affinity binding assay	human, rat, mouse		  



**Anti-EMID1 antibody produced in rabbit**

**Synonym(s):** Anti-EMI domain-containing protein 1 precursor antibody produced in rabbit, Anti-Emilin and multimerin domain-containing protein 1 antibody produced in rabbit, Anti-Protein Emu1 antibody produced in rabbit

**All Photos** (2)




Product No.	Clonality	Application	Species Reactivity	Citations	SDS
<b>HPA000592</b>	polyclonal	IHC	human	1	

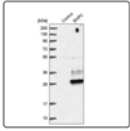


**Anti-EML4 antibody produced in rabbit**

**Synonym(s):** Anti-C2orf2, Anti-ELP120, Anti-ROPP120, Anti-Echinoderm microtubule associated protein like 4

**All Photos** (23)


Product No.	Clonality	Application	Species Reactivity	Citations	SDS
<a href="#">HPA065337</a>	polyclonal	IHC	human		
<a href="#">HPA036688</a>	polyclonal	IF, IHC	human	1	
<a href="#">HPA036687</a>	polyclonal	IHC	human		

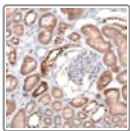


### Anti-EMP2 antibody produced in rabbit

**Synonym(s):** Anti-EMP-2, Anti-Epithelial membrane protein 2, Anti-Protein XMP

[All Photos](#) (7)


Product No.	Clonality	Application	Species Reactivity	Citations	SDS
<a href="#">HPA014711</a>	polyclonal	IF, IHC	human	8	

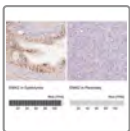


### Anti-EMX1 antibody produced in rabbit

**Synonym(s):** Anti-Empty spiracles homolog 1 antibody produced in rabbit, Anti-Empty spiracles-like protein 1 antibody produced in rabbit, Anti-Homeobox protein EMX1 antibody produced in rabbit


[All Photos](#) (3)

Product No.	Clonality	Application	Species Reactivity	Citations	SDS
<a href="#">HPA006421</a>	polyclonal	IHC	mouse, human	9	



### Anti-EMX2 antibody produced in rabbit

[All Photos](#) (4)


Product No.	Clonality	Application	Species Reactivity	Citations	SDS
<a href="#">HPA065294</a>	polyclonal	IF, IHC	human		




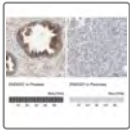
### Anti-ENAH antibody produced in rabbit

**Synonym(s):** Anti-FLJ10773, Anti-MENA, Anti-NDPP1, Anti-enabled homolog (Drosophila)

[All Photos](#) (18)

Product No.	Clonality	Application	Species Reactivity	Citations	SDS
<a href="#">HPA028448</a>	polyclonal	IF, IHC	human	3	



Product No.	Clonality	Application	Species Reactivity	Citations	SDS
<b>HPA028696</b>	polyclonal	IF, IHC	mouse, rat, human	6	

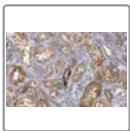


### Anti-ENDOD1 antibody produced in rabbit

**Synonym(s):** KIAA0830, Anti-Endonuclease domain-containing 1 protein precursor



[All Photos](#) (13)

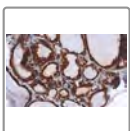
Product No.	Clonality	Application	Species Reactivity	Citations	SDS
<b>HPA008932</b>	polyclonal	IF, IHC	human	2	
<b>HPA010517</b>	polyclonal	IHC	human	2	



### Anti-Endoglin Antibody, clone 1115 ZooMAb<sup>®</sup> Rabbit Monoclonal



[All Photos](#) (9)

Product No.	Clonality	Application	Species Reactivity	Citations	SDS
<b>ZRB1297</b>	1115, recombinant monoclonal	FACS, IHC (p), WB, affinity binding assay	human		 



### Anti-Endoplasmin/GRP94 Antibody, clone 4G22 ZooMAb<sup>®</sup> Rabbit Monoclonal

[All Photos](#) (9)



Product No.	Clonality	Application	Species Reactivity	Citations	SDS
<b>ZRB1788</b>	4G22, recombinant monoclonal	FACS, IHC, WB, affinity binding assay	human, monkey, mouse		 

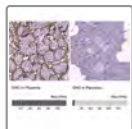


### Anti-ENDOU antibody produced in rabbit

**Synonym(s):** Anti-AC004241.1, Anti-AC004241.2, Anti-PP11, Anti-Placental protein 11 precursor


**All  
Photos** (14)

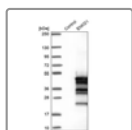
Product No.	Clonality	Application	Species Reactivity	Citations	SDS
<b>HPA067448</b>	polyclonal	IHC	human		
<b>HPA012388</b>	polyclonal	IHC	human	4	



**Anti-ENG antibody produced in rabbit**

**All Photos** (5)



Product No.	Clonality	Application	Species Reactivity	Citations	SDS
<b>HPA067440</b>	polyclonal	IHC	human	1	



**Anti-ENKD1 antibody produced in rabbit**

**Synonym(s):** Anti-C16orf48, Anti-Chromosome 16 open reading frame 48, Anti-Dkfp434a1319




**All  
Photos** (9)

Product No.	Clonality	Application	Species Reactivity	Citations	SDS
<b>HPA041163</b>	polyclonal	IF, IHC	human	1	
<b>HPA041478</b>	polyclonal	IF, IHC	human	3	



**Anti-ENKUR antibody produced in rabbit**

**All Photos** (20)

Product No.	Clonality	Application	Species Reactivity	Citations	SDS
<b>HPA061503</b>	polyclonal	IHC	human		
<b>HPA037593</b>	polyclonal	IHC	human		
<b>HPA037594</b>	polyclonal	IHC	human		




**Anti-ENO4 antibody produced in rabbit**

**Synonym(s):** Anti-AC023283.3, Anti-C10orf134



## All Photos (3)


Product No.	Clonality	Application	Species Reactivity	Citations	SDS
<a href="#">HPA061509</a>	polyclonal	IHC	human		

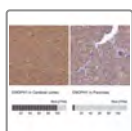


### Anti-ENO3 antibody produced in rabbit

**Synonym(s):** Anti- $\beta$ -Enolase antibody produced in rabbit, Anti-2-Phospho-D-glycerate hydro-lyase antibody produced in rabbit, Anti-Enolase 3 antibody produced in rabbit, Anti-MSE antibody produced in rabbit, Anti-Muscle-specific enolase antibody produced in rabbit, Anti-Skeletal muscle enolase antibody produced in rabbit


## All Photos (4)

Product No.	Clonality	Application	Species Reactivity	Citations	SDS
<a href="#">HPA000793</a>	polyclonal	IF, IHC	human	3	



### Anti-ENOPH1 antibody produced in rabbit



## All Photos (5)

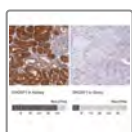
Product No.	Clonality	Application	Species Reactivity	Citations	SDS
<a href="#">HPA044607</a>	polyclonal	IF, IHC	human		



### Anti-eNOS Antibody, clone 2F12 ZooMAb<sup>®</sup> Rabbit Monoclonal

## All Photos (14)


Product No.	Clonality	Application	Species Reactivity	Citations	SDS
<a href="#">ZRB1252</a>	2F12, monoclonal recombinant monoclonal	ICC, IHC (p), WB, affinity binding assay	human, rat		 

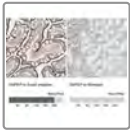


### Anti-ENOSF1 antibody produced in rabbit

**Synonym(s):** Anti-HSRTSBETA, Anti-TYMSAS, Anti-enolase superfamily member 1, Anti-rTS

## All Photos (4)


Product No.	Clonality	Application	Species Reactivity	Citations	SDS
<a href="#">HPA047829</a>	polyclonal	IHC	human		

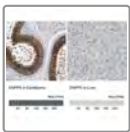


### Anti-ENPEP antibody produced in rabbit

**Synonym(s):** Anti-APA, Anti-Aminopeptidase A, Anti-CD249 antigen, Anti-Differentiation antigen gp160, Anti-EAP, Anti-Glutamyl aminopeptidase

[All Photos](#) (3)


Product No.	Clonality	Application	Species Reactivity	Citations	SDS
<a href="#">HPA005128</a>	polyclonal	IHC	human	7	

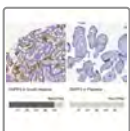


### Anti-ENPP5 antibody produced in rabbit

**Synonym(s):** Anti-E-NPP5, Anti-Ectonucleotide pyrophosphatase/phosphodiesterase family member 5 precursor, Anti-NPP-5

[All Photos](#) (4)


Product No.	Clonality	Application	Species Reactivity	Citations	SDS
<a href="#">HPA016902</a>	polyclonal	IHC, WB	human	1	



### Anti-ENPP3 antibody produced in rabbit

**Synonym(s):** Anti-B10, Anti-Cd203c, Anti-Ectonucleotide pyrophosphatase/phosphodiesterase 3, Anti-Gp130rb13-6, Anti-Pd-iβ, Anti-Pdnp3


[All Photos](#) (6)

Product No.	Clonality	Application	Species Reactivity	Citations	SDS
<a href="#">HPA043772</a>	polyclonal	IHC	human	3	



### Anti-ENPP6 antibody produced in rabbit

[All Photos](#) (3)


Product No.	Clonality	Application	Species Reactivity	Citations	SDS
<a href="#">HPA069197</a>	polyclonal	IF, IHC	human		

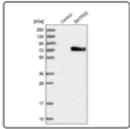
All

## Anti-ENTPD8 antibody produced in rabbit

Photos (4)

**Synonym(s):** Anti-E-NTPDase 8, Anti-Ectonucleoside triphosphate diphosphohydrolase 8, Anti-NTPDase 8, Anti-NTPDase8


Product No.	Clonality	Application	Species Reactivity	Citations	SDS
<a href="#">HPA021509</a>	polyclonal	IF, IHC	human		

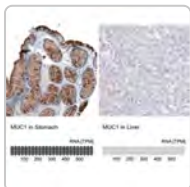


## Anti-ENTPD2 antibody produced in rabbit

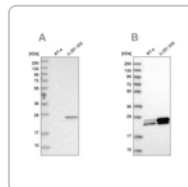
**Synonym(s):** Anti-Ectonucleoside triphosphate diphosphohydrolase 2, Anti-NTPDase 2

All Photos (3)

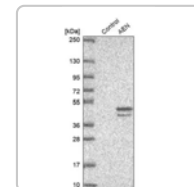
Product No.	Clonality	Application	Species Reactivity	Citations	SDS
<a href="#">HPA017676</a>	polyclonal	IHC	human		



Sigma-Aldrich  
**AMAB91533**  
Monoclonal  
Anti-MUC1...




Sigma-Aldrich  
**HPA028118**  
Anti-GUK1



Sigma-Aldric  
**HPA0485**  
Anti-AEN  
antibody.



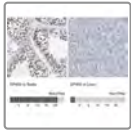
**Anti-ENTPD5 antibody produced in rabbit**



**Synonym(s):** Anti-CD39 antigen-like 4 antibody produced in rabbit, Anti-ER-UDPase antibody produced in rabbit, Anti-Ectonucleoside triphosphate diphosphohydrolase 5 precursor antibody produced in rabbit, Anti-NTPDase 5 antibody produced in rabbit, Anti-Nucleoside diphosphatase antibody produced in rabbit

[Photos \(6\)](#)

Product No.	Clonality	Application	Species Reactivity	Citations	SDS
<a href="#">HPA002927</a>	polyclonal	IHC	human	1	

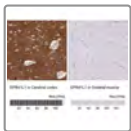


### Anti-EP400 antibody produced in rabbit

**Synonym(s):** Anti-CAG repeat protein 32, Anti-Domino homolog, Anti-E1A-binding protein p400, Anti-Trinucleotide repeat-containing gene 12 protein, Anti-hDomino, Anti-p400 kDa SWI2/SNF2-related protein

[All Photos \(6\)](#)

Product No.	Clonality	Application	Species Reactivity	Citations	SDS
<a href="#">HPA016704</a>	polyclonal	IF, IHC	human	2	



### Anti-EPB41L1 antibody produced in rabbit

**Synonym(s):** Anti-KIAA0338

[All Photos \(16\)](#)

Product No.	Clonality	Application	Species Reactivity	Citations	SDS
<a href="#">HPA056817</a>	polyclonal	IF, IHC	human		
<a href="#">HPA054104</a>	polyclonal	IF, IHC, WB	human		




### Anti-EPB41L3 antibody produced in rabbit

**Synonym(s):** Anti-4.1B, Anti-C17orf36, Anti-DAL1, Anti-KIAA0987, Anti-REN, Anti-erythrocyte membrane protein band 4.1-like 3

[All Photos \(7\)](#)



Product No.	Clonality	Application	Species Reactivity	Citations	SDS
<a href="#">HPA028605</a>	polyclonal	IF, IHC	human		



### Anti-EPB41L5 antibody produced in rabbit

**Synonym(s):** Anti-BE37, Anti-FLJ12957, Anti-KIAA1548, Anti-YMO1, Anti-erythrocyte membrane protein band 4.1 like 5

[All Photos \(12\)](#)


Product No.	Clonality	Application	Species Reactivity	Citations	SDS
<a href="#">HPA037564</a>	polyclonal	IF, IHC	human		
<a href="#">HPA037563</a>	polyclonal	IF, IHC	human		

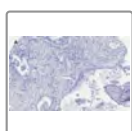


### Anti-EPCAM antibody produced in rabbit

**Synonym(s):** Anti-CD326 antigen, Anti-EGP, Anti-Epithelial cell surface antigen, Anti-Epithelial glycoprotein, Anti-KS 1/4 antigen, Anti-KSA, Anti-Major gastrointestinal tumor-associated protein GA733-2, Anti-Tumor-associated calcium signal transducer 1

[All Photos](#) (6)



Product No.	Clonality	Application	Species Reactivity	Citations	SDS
<a href="#">HPA026761</a>	polyclonal	IHC	human	40	



### Anti-EpCAM Antibody, clone 1B8 , ZooMAb<sup>®</sup> Rabbit Monoclonal

**Synonym(s):** Adenocarcinoma-associated antigen, CD326, Cell surface glycoprotein Trop-1, EGP, EGP314, Epithelial cell adhesion molecule, Epithelial cell surface antigen, Epithelial glycoprotein, Epithelial glycoprotein 314, KS 1/4 antigen, KSA, Major gastrointestinal tumor-associated protein GA733-2, Tumor-associated calcium signal transducer 1, hEGP314


[All Photos](#) (15)

Product No.	Clonality	Application	Species Reactivity	Citations	SDS
<a href="#">ZRB1215</a>	1B8, recombinant monoclonal	FACS, IF, IHC (p), WB	human	1	 



### Anti-EPDR1 antibody produced in rabbit



[All Photos](#) (3)

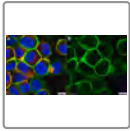
Product No.	Clonality	Application	Species Reactivity	Citations	SDS
<a href="#">HPA072321</a>	polyclonal	IF, IHC	human		



### Anti-EphA2 Antibody, clone 2C3 ZooMAb<sup>®</sup> Rabbit Monoclonal



[All Photos](#) (14)

Product No.	Clonality	Application	Species Reactivity	Citations	SDS
<b>ZRB1997</b>	2C3, recombinant monoclonal	FACS, ICC, IHC, WB, affinity binding assay	human, monkey	 	



## Anti-EphA2 Antibody, clone F2-27 ZooMAb<sup>®</sup> Mouse Monoclonal

**All Photos** (7)


Product No.	Clonality	Application	Species Reactivity	Citations	SDS
<b>ZMS1181</b>	F2-27, recombinant monoclonal	ELISA, FACS, ICC, WB	human	 	



## Anti-EPHB3 antibody produced in rabbit

**Synonym(s):** ETK2, Hek2, Tyro6

**All Photos** (6)



Product No.	Clonality	Application	Species Reactivity	Citations	SDS
<b>HPA008184</b>	polyclonal	IHC	human	1	

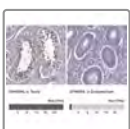


## Anti-EPHX1 antibody produced in rabbit

**Synonym(s):** Anti-EPHX, Anti-KIAA0068, Anti-P140SRA-1, Anti-SHYC, Anti-epoxide hydrolase 1, microsomal (xenobiotic)


**All Photos** (18)

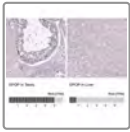
Product No.	Clonality	Application	Species Reactivity	Citations	SDS
<b>HPA020593</b>	polyclonal	IHC	human		
<b>HPA048847</b>	polyclonal	IHC, WB	human		



## Anti-EP400NL antibody produced in rabbit

**All Photos** (4)


Product No.	Clonality	Application	Species Reactivity	Citations	SDS
<b>HPA068417</b>	polyclonal	IHC	human		



### Anti-EPOP antibody produced in rabbit

**Synonym(s):** C17orf96, LOC100170841, PRR28

[All Photos \(4\)](#)



Product No.	Clonality	Application	Species Reactivity	Citations	SDS
<b>HPA056555</b>	polyclonal	IF, IHC	human	3	

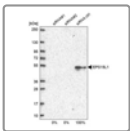


### Anti-EPRS antibody produced in rabbit

**Synonym(s):** Anti-Bifunctional aminoacyl-tRNA synthetase, Anti-Glutamate--tRNA ligase, Anti-Proliferation-inducing gene 32 protein, Anti-Proline--tRNA ligase, Anti-EARS, Anti-PARS, Anti-QARS, Anti-QPRS, Anti-glutamyl-prolyl-tRNA synthetase

[All Photos \(8\)](#)


Product No.	Clonality	Application	Species Reactivity	Citations	SDS
<b>HPA026490</b>	polyclonal	IHC	human	2	
<b>HPA030052</b>	polyclonal	IF, IHC	human		

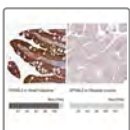


### Anti-EPS15L1 antibody produced in rabbit

**Synonym(s):** Anti-Epidermal growth factor receptor substrate 15-like 1, Anti-Eps15-related protein, Anti-Eps15R

[All Photos \(2\)](#)


Product No.	Clonality	Application	Species Reactivity	Citations	SDS
<b>HPA019237</b>	polyclonal	IHC, WB	human	4	



### Anti-EPS8L2 antibody produced in rabbit

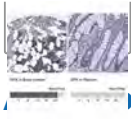
**Synonym(s):** Anti-Eps8-like 2, Anti-Flj21935, Anti-Flj22171, Anti-Mgc3088

[All Photos \(8\)](#)

Product No.	Clonality	Application	Species Reactivity	Citations	SDS
<b>HPA041143</b>	polyclonal	IF, IHC	human, rat	2	





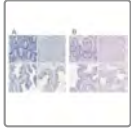
### Anti-EPX antibody produced in rabbit



**Synonym(s):** Anti-EPO, Anti-EPP, Anti-EPX-PEN, Anti-eosinophil peroxidase

**Photos** (7)



Product No.	Clonality	Application	Species Reactivity	Citations	SDS
<b>HPA076792</b>	polyclonal	IF, IHC	human		
<b>HPA050507</b>	polyclonal	IHC, WB	human	7	




### Anti-EQTN antibody produced in rabbit

**Synonym(s):** Anti-Acrosome formation-associated factor, Anti-C9orf11, Anti-Acrosome formation-associated factor precursor

**All Photos** (14)



Product No.	Clonality	Application	Species Reactivity	Citations	SDS
<b>HPA015504</b>	polyclonal	IHC	human	2	
<b>HPA015089</b>	polyclonal	IHC, WB	human	2	

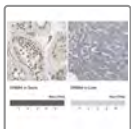


### Anti-ERAL1 antibody produced in rabbit

**Synonym(s):** Anti-CEGA, Anti-Conserved ERA-like GTPase, Anti-ERA-W, Anti-GTP-binding protein era homolog, Anti-hERA


**All Photos** (6)

Product No.	Clonality	Application	Species Reactivity	Citations	SDS
<b>HPA024423</b>	polyclonal	IF, IHC	human		
<b>HPA021425</b>	polyclonal	IF, IHC	human	3	



### Anti-ERBB4 antibody produced in rabbit

**All Photos** (3)



Product No.	Clonality	Application	Species Reactivity	Citations	SDS
<b>HPA012016</b>	polyclonal	IHC	human	10	



### Anti-ErbB-3/HER3 Antibody, clone 1C8 ZooMAb<sup>®</sup> Rabbit Monoclonal





**All Photos** (14)


Product No.	Clonality	Application	Species Reactivity	Citations	SDS
<b>ZRB1607</b>	1C8, recombinant monoclonal	FACS, ICC, IHC (p), WB, affinity binding assay	rat, human	 	



**Anti-ErbB2/HER-2 Antibody, clone 1B13 ZooMAb<sup>®</sup> Rabbit Monoclonal**



**All Photos** (12)


Product No.	Clonality	Application	Species Reactivity	Citations	SDS
<b>ZRB1245</b>	1B13, recombinant monoclonal	FACS, ICC, IHC (p), WB, affinity binding assay	human	 	



**Anti-erbB4/HER4 Antibody, clone 1B7 ZooMAb<sup>®</sup> Rabbit Monoclonal**

**All Photos** (8)



Product No.	Clonality	Application	Species Reactivity	Citations	SDS
<b>ZRB2382</b>	1B7, recombinant monoclonal	FACS, ICC, IHC, WB, affinity binding assay	human, mouse, rat	 	

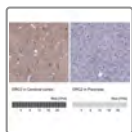


**Anti-ERBIN antibody produced in rabbit**

**Synonym(s):** Anti-ERBIN, Anti-LAP2, Anti-erbb2 interacting protein

**All Photos** (8)


Product No.	Clonality	Application	Species Reactivity	Citations	SDS
<b>HPA059863</b>	polyclonal	IF	human		
<b>HPA048606</b>	polyclonal	IF, IHC	human	1	

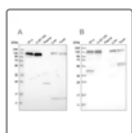


### Anti-ERC2

**Synonym(s):** CAST, CAST1, ELKSL, KIAA0378, SPBC110, Spc110

[All Photos](#) (3)




Product No.	Clonality	Application	Species Reactivity	Citations	SDS
<b>HPA073739</b>	polyclonal	IHC	human		

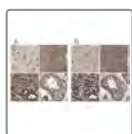


### Anti-ERC1 antibody produced in rabbit

**Synonym(s):** Anti-ELKS/RAB6-interacting/CAST family member 1, Anti-ERC protein 1, Anti-RAB6-interacting protein 2

[All Photos](#) (15)



Product No.	Clonality	Application	Species Reactivity	Citations	SDS
<b>HPA019523</b>	polyclonal	IF, IHC	human, mouse, rat	2	
<b>HPA024130</b>	polyclonal	IF, IHC	rat, mouse, human		
<b>HPA019513</b>	polyclonal	IF, IHC	rat, human, mouse	3	






### Anti-ERGIC1 antibody produced in rabbit

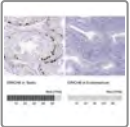
**Synonym(s):** Anti-ER-Golgi intermediate compartment 32 kDa protein, Anti-ERGIC-32, Anti-Endoplasmic reticulum-Golgi intermediate compartment protein 1

[All Photos](#) (14)

Product No.	Clonality	Application	Species Reactivity	Citations	SDS
<b>HPA018666</b>	polyclonal	IF, IHC	human	2	
<b>HPA018900</b>	polyclonal	IF, IHC	human	2	


## All Photos (15) **Anti-ERIC5 antibody produced in rabbit**

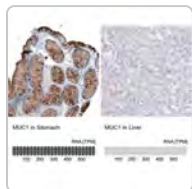
Product No.	Clonality	Application	Species Reactivity	Citations	SDS
<b>HPA025070</b>	polyclonal	IHC, WB	human	3	
<b>HPA025293</b>	polyclonal	IHC, WB	human	3	
<b>HPA027233</b>	polyclonal	IHC, WB	human	3	



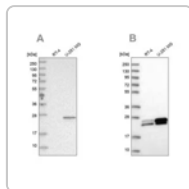
## **Anti-ERIC6 antibody produced in rabbit**

### All Photos (3)

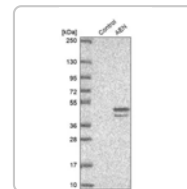
Product No.	Clonality	Application	Species Reactivity	Citations	SDS
<b>HPA048373</b>	polyclonal	IHC	human		



Sigma-Aldrich  
**AMAB91533**  
Monoclonal  
Anti-MUC1...



Sigma-Aldrich  
**HPA028118**  
Anti-GUK1




Sigma-Aldric  
**HPA0485**  
Anti-AEN  
antibody.

[View Price and Availability](#)



[View Price and Availability](#)

[View Price and Availat](#)



### Anti-ERK5 Antibody, clone 2H15 ZoomAb® Rabbit Monoclonal

**All Photos** (11)




Product No.	Clonality	Application	Species Reactivity	Citations	SDS
<b>ZRB1977</b>	2H15, recombinant monoclonal	ELISA, IF, IHC, WB, affinity binding assay	human, mouse	 	



### Anti-ERLEC1 antibody produced in rabbit

**Synonym(s):** Anti-C2orf30, Anti-CL25084, Anti-ERLECTIN, Anti-XTP3-B, Anti-XTP3TPB, Anti-endoplasmic reticulum lectin 1, Anti-Endoplasmic reticulum lectin 1


**All Photos** (20)


Product No.	Clonality	Application	Species Reactivity	Citations	SDS
<b>HPA031502</b>	polyclonal	IHC	human, rat, mouse		
<b>HPA031503</b>	polyclonal	IHC	human	5	
<b>HPA031501</b>	polyclonal	IHC	mouse, human		



### Anti-ERLIN2 antibody produced in rabbit

**All Photos** (7)



Product No.	Clonality	Application	Species Reactivity	Citations	SDS
<a href="#">HPA002025</a>	polyclonal	IF, IHC	mouse, rat, human	12	

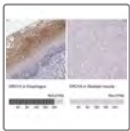


### Anti-ERMN antibody produced in rabbit

**Synonym(s):** Anti-Ermin, Anti-Ermin, erm-like protein, Anti-Jn, Anti-Kiaa1189

[All Photos](#) (13)



Product No.	Clonality	Application	Species Reactivity	Citations	SDS
<a href="#">HPA038296</a>	polyclonal	IHC	human	2	
<a href="#">HPA038295</a>	polyclonal	IHC	human	1	



### Anti-ERO1A antibody produced in rabbit

**Synonym(s):** Anti-ERO1-alpha, Anti-ERO1L, Anti-Ero1alpha

[All Photos](#) (18)



Product No.	Clonality	Application	Species Reactivity	Citations	SDS
<a href="#">HPA026653</a>	polyclonal	IHC	rat, human		
<a href="#">HPA030053</a>	polyclonal	IHC	rat, human		



### Anti-ERP29 antibody produced in rabbit

**Synonym(s):** Anti-C12orf8, Anti-ERp28, Anti-ERp31, Anti-Endoplasmic reticulum protein 29, Anti-PDI-DB, Anti-PDIA9

[All Photos](#) (19)



Product No.	Clonality	Application	Species Reactivity	Citations	SDS
<a href="#">HPA039456</a>	polyclonal	IHC	human, rat		
<a href="#">HPA039363</a>	polyclonal	IHC	human		



### Anti-ERP27 antibody produced in rabbit

**Synonym(s):** Anti-C12orf46, Anti-ERp27, Anti-FLJ32115, Anti-PDIA8, Anti-Endoplasmic reticulum protein 27, Anti-Fij32115, Anti-Pdia8




[All Photos](#) (14)

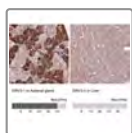
Product No.	Clonality	Application	Species Reactivity	Citations	SDS
<b>HPA052851</b>	polyclonal	IHC	human		
<b>HPA039636</b>	polyclonal	IHC	human		



### **Anti-ERp29 Antibody, clone 1H8 ZooMAb<sup>®</sup> Rabbit Monoclonal**

**All Photos** (6)


Product No.	Clonality	Application	Species Reactivity	Citations	SDS
<b>ZRB2341</b>	recombinant monoclonal	ICC, IHC, WB, affinity binding assay	human	  	

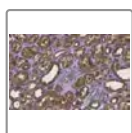


### **Anti-ERV3-1**

**Synonym(s):** ERV-R, ERV3, H-PLK, HERV-R, envR

**All Photos** (7)



Product No.	Clonality	Application	Species Reactivity	Citations	SDS
<b>HPA017209</b>	polyclonal	IHC, WB	human		



### **Anti-Erythropoietin Antibody, clone 6E5, ZooMAb<sup>®</sup> Rabbit Monoclonal**

**Synonym(s):** EPO, Epoetin

**All Photos** (16)


Product No.	Clonality	Application	Species Reactivity	Citations	SDS
<b>ZRB1366</b>	6E5, monoclonal recombinant monoclonal	ICC, IHC (p), WB	rat, human, mouse	 	

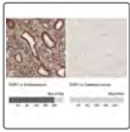


### **Anti-ESPN antibody produced in rabbit**

**Synonym(s):** Anti-DFNB36, Anti-espina

**All Photos** (6)



Product No.	Clonality	Application	Species Reactivity	Citations	SDS
<a href="#">HPA028674</a>	polyclonal	IHC	human	3	



### Anti-ESR1 antibody produced in rabbit

**Synonym(s):** Anti-ER antibody produced in rabbit, Anti-ER- $\alpha$  antibody produced in rabbit, Anti-Estradiol receptor antibody produced in rabbit, Anti-Estrogen receptor antibody produced in rabbit

[All Photos](#) (15)



Product No.	Clonality	Application	Species Reactivity	Citations	SDS
<a href="#">HPA000450</a>	polyclonal	IHC	human	1	
<a href="#">HPA000449</a>	polyclonal	IF, IHC	human	2	



### Anti-ESRP1 antibody produced in rabbit

**Synonym(s):** Anti-RNA-binding motif protein 35A, Anti-RNA-binding protein 35A

[All Photos](#) (8)


Product No.	Clonality	Application	Species Reactivity	Citations	SDS
<a href="#">HPA023719</a>	polyclonal	IHC	human	7	
<a href="#">HPA067104</a>	polyclonal	IF	human		




### Anti-ESX1 antibody produced in rabbit

**Synonym(s):** Anti-ESX homeobox 1, Anti-ESX1L, Anti-ESXR1

[All Photos](#) (4)


Product No.	Clonality	Application	Species Reactivity	Citations	SDS
<a href="#">HPA051992</a>	polyclonal	IF, IHC	human		




### Anti-ESYT1 antibody produced in rabbit

**Synonym(s):** Anti-E-Syt1, Anti-Extended-synaptotagmin-1, Anti-FAM62A antibody produced in rabbit, Anti-Membrane-bound C2 domain-containing protein, Anti-Protein FAM62A

[All Photos](#) (4)

Product No.	Clonality	Application	Species Reactivity	Citations	SDS
<a href="#">HPA016858</a>	polyclonal	IHC	human	6	




## Anti-ESYT2 antibody produced in rabbit

**Synonym(s):** Anti-Chr2Syt antibody produced in rabbit, Anti-Extended synaptotagmin-2 antibody produced in rabbit, Anti-FAM62B antibody produced in rabbit, Anti-Protein FAM62B antibody produced in rabbit

[All](#)

[Photos \(5\)](#)

Product No.	Clonality	Application	Species Reactivity	Citations	SDS
<a href="#">HPA002132</a>	polyclonal	IHC	human	8	



## Anti-ETAA1 antibody produced in rabbit

**Synonym(s):** Anti-ETAA16, Anti-ηA16, Anti-Ewing tumor-associated antigen 1

[All Photos \(4\)](#)

Product No.	Clonality	Application	Species Reactivity	Citations	SDS
<a href="#">HPA035049</a>	polyclonal	IHC	human		
<a href="#">HPA035048</a>	polyclonal	IHC	human		



## Anti-ETFA antibody produced in rabbit

**Synonym(s):** Anti-Alpha-ETF, Anti-Electron transfer flavoprotein subunit alpha, mitochondrial precursor, Anti-Electron transfer flavoprotein subunit alpha, mitochondrial

[All](#)

[Photos \(30\)](#)

Product No.	Clonality	Application	Species Reactivity	Citations	SDS
<a href="#">HPA018996</a>	polyclonal	IHC	human, mouse, rat	5	
<a href="#">HPA018990</a>	polyclonal	IF, IHC	human, mouse, rat	6	
<a href="#">HPA024089</a>	polyclonal	IF, IHC	human, mouse, rat		
<a href="#">HPA018993</a>	polyclonal	IF, IHC	human	6	





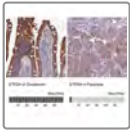
## Anti-ETFB antibody produced in rabbit

**Synonym(s):** Anti-Beta-ETF, Anti-Electron transfer flavoprotein subunit beta

[All Photos \(7\)](#)




Product No.	Clonality	Application	Species Reactivity	Citations	SDS
<a href="#">HPA018921</a>	polyclonal	IHC	mouse, human, rat	5	
<a href="#">HPA018910</a>	polyclonal	IF, IHC	mouse, rat, human	5	

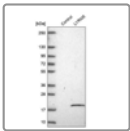


### Anti-ETFDH antibody produced in rabbit

**Synonym(s):** Anti-Electron-transferring-flavoprotein dehydrogenase, Anti-Etfqo

[All Photos](#) (4)


Product No.	Clonality	Application	Species Reactivity	Citations	SDS
<a href="#">HPA041978</a>	polyclonal	IHC	human	1	



### Anti-ETFRF1 antibody produced in rabbit

**Synonym(s):** Anti-LYR Motif Containing 5

[All Photos](#) (3)




Product No.	Clonality	Application	Species Reactivity	Citations	SDS
<a href="#">HPA044255</a>	polyclonal	IF, IHC	human		



### Anti-ETHE1 antibody produced in rabbit

**Synonym(s):** Anti-FLJ10737, Anti-HSCO, Anti-YF13H12, Anti-ethylmalonic encephalopathy 1

[All Photos](#) (18)


Product No.	Clonality	Application	Species Reactivity	Citations	SDS
<a href="#">HPA029028</a>	polyclonal	IF, IHC	human		
<a href="#">HPA029029</a>	polyclonal	IF, IHC	mouse, human, rat	6	
<a href="#">HPA028360</a>	polyclonal	IF, IHC	human		

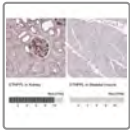


### Anti-ETNK2 antibody produced in rabbit

**Synonym(s):** Anti-EKI2, Anti-FLJ10761, Anti-ethanolamine kinase 2


[All Photos](#) (3)

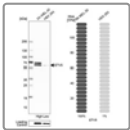
Product No.	Clonality	Application	Species Reactivity	Citations	SDS
<a href="#">HPA057167</a>	polyclonal	IHC	human		



### Anti-ETNPPL antibody produced in rabbit


[All Photos](#) (4)

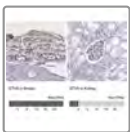
Product No.	Clonality	Application	Species Reactivity	Citations	SDS
<a href="#">HPA044546</a>	polyclonal	IHC	human	2	



### Anti-ETV5 antibody produced in rabbit

[All Photos](#) (2)


Product No.	Clonality	Application	Species Reactivity	Citations	SDS
<a href="#">HPA063065</a>	polyclonal	IF	human		

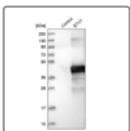


### Anti-ETV6 antibody produced in rabbit

**Synonym(s):** Anti-ETS translocation variant 6 antibody produced in rabbit, Anti-ETS-related protein Tel1 antibody produced in rabbit, Anti-Tel antibody produced in rabbit, Anti-Transcription factor ETV6 antibody produced in rabbit

[All Photos](#) (7)


Product No.	Clonality	Application	Species Reactivity	Citations	SDS
<a href="#">HPA000264</a>	polyclonal	IF, IHC	human	10	

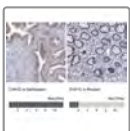


### Anti-ETV7 antibody produced in rabbit

**Synonym(s):** Anti-TEL-2, Anti-TEL2, Anti-ets variant 7

[All Photos](#) (3)


Product No.	Clonality	Application	Species Reactivity	Citations	SDS
<a href="#">HPA029033</a>	polyclonal	IF	human	4	



### Anti-EVA1C antibody produced in rabbit


**Synonym(s):** Anti-B18, Anti-B19, Anti-C21orf63, Anti-C21orf64, Anti-EVA1, Anti-FAM176C, Anti-PRED34


**All**  
**Photos** (3)

Product No.	Clonality	Application	Species Reactivity	Citations	SDS
<b>HPA029944</b>	polyclonal	IHC	human		

## All Photos (2) **Anti-EVI5L antibody produced in rabbit**

**Synonym(s):** Anti-Ecotropic viral integration site 5-like


Product No.	Clonality	Application	Species Reactivity	Citations	SDS
<b>HPA043099</b>	polyclonal	IHC	human	1	

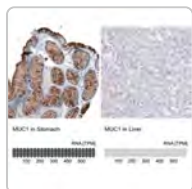


## **Anti-EVL antibody produced in rabbit**

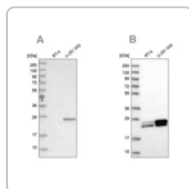
**Synonym(s):** Anti-RNB6

## All Photos (9)

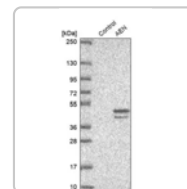
Product No.	Clonality	Application	Species Reactivity	Citations	SDS
<b>HPA019536</b>	polyclonal	IF, IHC	human		



Sigma-Aldrich  
**AMAB91533**  
Monoclonal  
Anti-MUC1...



Sigma-Aldrich  
**HPA028118**  
Anti-GUK1



Sigma-Aldrich  
**HPA0485**  
Anti-AEN  
antibody.

[View Price and Availability](#)

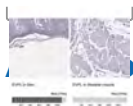
[View Price and Availability](#)

[View Price and Availat](#)



## **Anti-EVPL antibody produced in rabbit**

**Synonym(s):** Anti-EVPK



[Photos](#) (4)


Product No.	Clonality	Application	Species Reactivity	Citations	SDS
<a href="#">HPA053969</a>	polyclonal	IF, IHC	human		



### Anti-EWSR1 antibody produced in rabbit

[All Photos](#) (13)

Product No.	Clonality	Application	Species Reactivity	Citations	SDS
<a href="#">HPA062953</a>	polyclonal	IHC	human		
<a href="#">HPA051771</a>	polyclonal	IF, IHC	human		




### Anti-EXO5 antibody produced in rabbit

**Synonym(s):** Anti-C1orf176, Anti-DEM1, Anti-FLJ21144, Anti-defects in morphology 1 homolog (S. cerevisiae)

[All Photos](#) (2)

Product No.	Clonality	Application	Species Reactivity	Citations	SDS
<a href="#">HPA028429</a>	polyclonal	IHC (p), WB	human	1	




### Anti-EXOC8 antibody produced in rabbit

**Synonym(s):** Anti-Exocyst complex 84 kDa subunit, Anti-Exocyst complex component 8

[All Photos](#) (6)


Product No.	Clonality	Application	Species Reactivity	Citations	SDS
<a href="#">HPA027438</a>	polyclonal	IF, IHC	human	3	

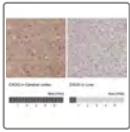


### Anti-EXOC6 antibody produced in rabbit

**Synonym(s):** Anti-DKFZp76112124, Anti-EXOC6A, Anti-Exocyst complex component 6, Anti-FLJ1125, Anti-MGC33397, Anti-SEC15L, Anti-SEC15L1, Anti-Sec15p

[All Photos](#) (2)


Product No.	Clonality	Application	Species Reactivity	Citations	SDS
<a href="#">HPA036285</a>	polyclonal	IHC	human	1	

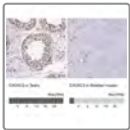


### Anti-EXOG antibody produced in rabbit

**Synonym(s):** ENDOGL1, ENDOGL2, ENGL, ENGL-a, ENGL-b

[All Photos](#) (4)


Product No.	Clonality	Application	Species Reactivity	Citations	SDS
<a href="#">HPA012531</a>	polyclonal	IHC, WB	human		




### Anti-EXOSC3 antibody produced in rabbit

**Synonym(s):** Anti-CGI-102, Anti-Exosome component 3, Anti-RRP40, Anti-Rrp40p, Anti-hRrp-40, Anti-hRrp40p, Anti-p10

[All Photos](#) (7)


Product No.	Clonality	Application	Species Reactivity	Citations	SDS
<a href="#">HPA020485</a>	polyclonal	IF, IHC	human	3	





### Anti-EXOSC8 antibody produced in rabbit

**Synonym(s):** Anti-CIP3, Anti-EAP2, Anti-OIP2, Anti-bA421P11.3, Anti-exosome component 8

[All Photos](#) (5)

Product No.	Clonality	Application	Species Reactivity	Citations	SDS
<a href="#">HPA043942</a>	polyclonal	IHC, WB	human		


<a href="#">HPA039702</a>	polyclonal	IF, IHC	human		
---------------------------	------------	---------	-------	--	---



### Anti-EXOSC4 antibody produced in rabbit


**Synonym(s):** Anti-Exosome complex exonuclease RRP41, Anti-Exosome component 4, Anti-Ribosomal RNA-processing protein 41, Anti-p12A

[All Photos](#) (3)

Product No.	Clonality	Application	Species Reactivity	Citations	SDS
<a href="#">HPA024792</a>	polyclonal	IF, IHC	human	5	



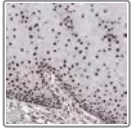
### Anti-EXOSC10 antibody produced in rabbit



**Synonym(s):** Anti-CAPON, Anti-KIAA0464, Anti-PM-ScI, Anti-PM/ScI-100, Anti-PMSCl2, Anti-RRP6, Anti-Rrp6p, Anti-exosome component 10, Anti-p2, Anti-p3, Anti-p4

**A**  
**Photos** (5)

Product No.	Clonality	Application	Species Reactivity	Citations	SDS
<b>HPA028470</b>	polyclonal	IHC	human	1	




### Anti-EYA2 antibody produced in rabbit

**Synonym(s):** Anti-Eyes absent homolog 2

**All Photos** (5)

Product No.	Clonality	Application	Species Reactivity	Citations	SDS
<b>HPA027024</b>	polyclonal	IHC	human	10	

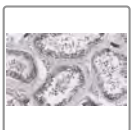


### Anti-EYA4 antibody produced in rabbit

**Synonym(s):** Anti-CMD1J, Anti-DFNA10, Anti-Eyes absent homolog 4 (*Drosophila*)

**All Photos** (3)

Product No.	Clonality	Application	Species Reactivity	Citations	SDS
<b>HPA038771</b>	polyclonal	IHC	human		



### Anti-EZH2 Antibody, clone 6I10 ZooMAb® Rabbit Monoclonal



**All**  
**Photos** (17)

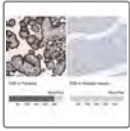
Product No.	Clonality	Application	Species Reactivity	Citations	SDS
<b>ZRB1095</b>	6I10, recombinant monoclonal	ICC, IHC (p), WB, affinity binding assay	mouse, human, rat		



### Anti-EZH2 Antibody, clone 1J8 ZooMAb® Rabbit Monoclonal

**All Photos** (10)


Product No.	Clonality	Application	Species Reactivity	Citations	SDS
<b>ZRB1377</b>	1J8, recombinant monoclonal	ICC, IHC (p), WB	human		 

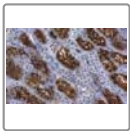


**Anti-EZR antibody produced in rabbit**

**Synonym(s):** Anti-Cytovillin, Anti-Ezrin, Anti-VIL2, Anti-Villin-2, Anti-p81



**All Photos** (9)

Product No.	Clonality	Application	Species Reactivity	Citations	SDS
<b>HPA021616</b>	polyclonal	IF, IHC	human, rat, mouse	3	



**Anti-Ezrin Antibody, clone 1D15 ZooMAb® Rabbit Monoclonal**



**All Photos** (15)

Product No.	Clonality	Application	Species Reactivity	Citations	SDS
<b>ZRB1253</b>	1D15, monoclonal recombinant monoclonal	FACS, ICC, IHC (p), WB, affinity binding assay	human, rat, mouse		 



**Anti-F2 antibody produced in rabbit**

**All Photos** (7)



Product No.	Clonality	Application	Species Reactivity	Citations	SDS
<b>HPA054698</b>	polyclonal	IHC	human		
<b>HPA051476</b>	polyclonal	IHC	human		

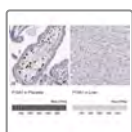


**Anti-F4/80 Antibody, clone 2F10 ZooMAb® Rabbit Monoclonal**



**All Photos** (15)


Product No.	Clonality	Application	Species Reactivity	Citations	SDS
<b>ZRB1277</b>	2F10, monoclonal recombinant monoclonal	FACS, ICC, IHC (p), WB, affinity binding assay	human, mouse		 



**Anti-F13A1 antibody produced in rabbit**

**Synonym(s):** Anti-Coagulation factor XIII A chain precursor antibody produced in rabbit, Anti-Coagulation factor XIIIa antibody produced in rabbit, Anti-Protein-glutamine  $\gamma$ -glutamyltransferase A chain antibody produced in rabbit, Anti-Transglutaminase A chain antibody produced in rabbit

**All Photos** (5)


Product No.	Clonality	Application	Species Reactivity	Citations	SDS
<b>HPA001804</b>	polyclonal	IHC	human	4	

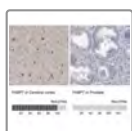


**Anti-FABP1 antibody produced in rabbit**

**Synonym(s):** Anti-L-FABP, Anti-fatty acid binding protein 1, liver

**All Photos** (8)


Product No.	Clonality	Application	Species Reactivity	Citations	SDS
<b>HPA028275</b>	polyclonal	IF, IHC	human, rat, mouse	6	

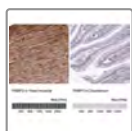


**Anti-FABP7 antibody produced in rabbit**

**Synonym(s):** Anti-B-FABP, Anti-BLBP, Anti-fatty acid binding protein 7, brain

**All Photos** (7)


Product No.	Clonality	Application	Species Reactivity	Citations	SDS
<b>HPA028825</b>	polyclonal	IHC	human	2	

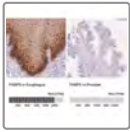


**Anti-FABP3 antibody produced in rabbit**

**Synonym(s):** Anti-FABP11, Anti-H-FABP, Anti-MDGI, Anti-O-FABP

**All Photos** (4)


Product No.	Clonality	Application	Species Reactivity	Citations	SDS
<a href="#">HPA055754</a>	polyclonal	IF, IHC	human	1	



### Anti-FABP5 antibody produced in rabbit

**Synonym(s):** Anti-E-FABP, Anti-KFABP, Anti-PA-FABP

[All Photos](#) (7)


Product No.	Clonality	Application	Species Reactivity	Citations	SDS
<a href="#">HPA051895</a>	polyclonal	IHC	human		

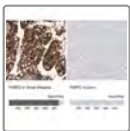


### Anti-FABP6 antibody produced in rabbit

**Synonym(s):** Anti-Fatty acid-binding protein 6, Anti-GT, Anti-Gastrotropin, Anti-I-15P, Anti-I-BABP, Anti-ILBP, Anti-Ileal lipid-binding protein, Anti-Intestinal 15 kDa protein, Anti-Intestinal bile acid-binding protein

[All Photos](#) (3)


Product No.	Clonality	Application	Species Reactivity	Citations	SDS
<a href="#">HPA012601</a>	polyclonal	IHC	human	3	

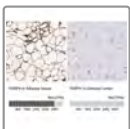


### Anti-FABP2 antibody produced in rabbit

**Synonym(s):** Anti-I-FABP, Anti-fatty acid binding protein 2, intestinal

[All Photos](#) (6)


Product No.	Clonality	Application	Species Reactivity	Citations	SDS
<a href="#">HPA034607</a>	polyclonal	IHC	human	2	



### Anti-FABP4 antibody produced in rabbit

**Synonym(s):** Anti-A-FABP antibody produced in rabbit, Anti-AFABP antibody produced in rabbit, Anti-ALBP antibody produced in rabbit, Anti-Adipocyte lipid-binding protein antibody produced in rabbit, Anti-Fatty acid-binding protein, adipocyte antibody produced in rabbit



[All Photos](#) (6)


Product No.	Clonality	Application	Species Reactivity	Citations	SDS
<a href="#">HPA002188</a>	polyclonal	IHC	human	11	



### Anti-FABP4 Antibody, clone 1J20 ZooMAb<sup>®</sup> Rabbit Monoclonal



**All**  
**Photos** (13)

Product No.	Clonality	Application	Species Reactivity	Citations	SDS
<b>ZRB1911</b>	1J20, recombinant monoclonal	ICC, IHC, WB, affinity binding assay	mouse, human	 	



**Anti-Factor IX Antibody, clone 1C9 ZooMAb<sup>®</sup> Rabbit Monoclonal**

**All**  
**Photos** (8)


Product No.	Clonality	Application	Species Reactivity	Citations	SDS
<b>ZRB1537</b>	1C9, recombinant monoclonal	IHC (p), WB, affinity binding assay	mouse, human, rat	 	

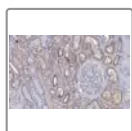
**All**

## Anti-FADD antibody produced in rabbit

**Photos**

(3) **Synonym(s):** Anti-FAS-associated death domain protein, Anti-FAS-associating death domain-containing protein, Anti-Mediator of receptor induced toxicity, Anti-Protein FADD



Product No.	Clonality	Application	Species Reactivity	Citations	SDS
<b>HPA001464</b>	polyclonal	IF, IHC	human	3	

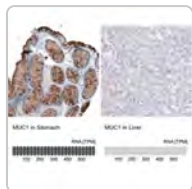


### Anti-FADD Antibody, clone 11N7, ZooMAb<sup>®</sup> Rabbit Monoclonal

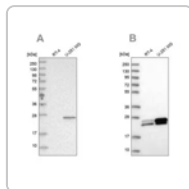
**All**

**Photos** (9)

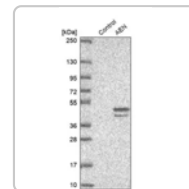
Product No.	Clonality	Application	Species Reactivity	Citations	SDS
<b>ZRB06711</b>	11N7, recombinant monoclonal monoclonal	IHC (p), WB, gene knockdown	human		 



Sigma-Aldrich  
**AMAB91533**  
 Monoclonal  
 Anti-MUC1...



Sigma-Aldrich  
**HPA028118**  
 Anti-GUK1



Sigma-Aldrich  
**HPA0485**  
 Anti-AEN  
 antibody.

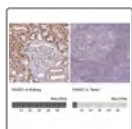


### Anti-FAH antibody produced in rabbit

**Synonym(s):** Anti-fumarylacetoacetate hydrolase (fumarylacetoacetase)

[All Photos](#) (19)

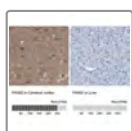
Product No.	Clonality	Application	Species Reactivity	Citations	SDS
<b>HPA044093</b>	polyclonal	IHC	human	1	
<b>HPA041370</b>	polyclonal	IF, IHC	human	5	



### Anti-FAHD1 antibody produced in rabbit

[All Photos](#) (9)

Product No.	Clonality	Application	Species Reactivity	Citations	SDS
<b>HPA043226</b>	polyclonal	IHC, WB	human		
<b>HPA043534</b>	polyclonal	IF, IHC, WB	human		




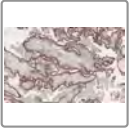
### Anti-FAIM2 antibody produced in rabbit

**Synonym(s):** Anti-KIAA0950, Anti-LFG, Anti-LFG2, Anti-LIFEGUARD, Anti-NMP35, Anti-Fas apoptotic inhibitory molecule 2, Anti-Protein lifeguard, Anti-Transmembrane BAX inhibitor motif-containing protein 2

[All Photos](#) (13)

Product No.	Clonality	Application	Species Reactivity	Citations	SDS
<b>HPA048800</b>	polyclonal	IHC	human		

Product No.	Clonality	Application	Species Reactivity	Citations	SDS
<b>HPA018790</b>	polyclonal	IHC	human	6	





### Anti-FAK Antibody, clone 1D14 ZooMAb<sup>®</sup> Rabbit Monoclonal

**Synonym(s):** EC:2.7.10.2, FADK 1, FRNK, Focal adhesion kinase 1, Focal adhesion kinase-related nonkinase, PPP1R71, Protein phosphatase 1 regulatory subunit 71, Protein-tyrosine kinase 2, p125FAK, pp125FAK

**All**

**Photos** (15)

Product No.	Clonality	Application	Species Reactivity	Citations	SDS
<b>ZRB1625</b>	1D14, monoclonal recombinant monoclonal	ICC, IHC (p), WB, affinity binding assay	human, rat		 






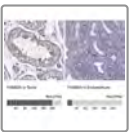
### Anti-FAM72 Antibody, clone 1K2 ZooMAb<sup>®</sup> Rabbit Monoclonal

**Synonym(s):** Anti-DYNC111 Antibody, clone 1F11 ZooMAb<sup>®</sup> Rabbit Monoclonal

**All**

**Photos** (7)


Product No.	Clonality	Application	Species Reactivity	Citations	SDS
<b>ZRB2496</b>	1K2, recombinant monoclonal	ICC, IHC, WB, affinity binding assay	mouse, rat, human		  

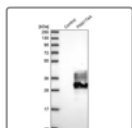


### Anti-FAM92A

**Synonym(s):** FAM92A1, FLJ38979

**All Photos** (4)

Product No.	Clonality	Application	Species Reactivity	Citations	SDS
<b>HPA058942</b>	polyclonal	IHC, WB	human		




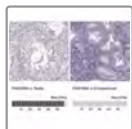
## Anti-FAM174A antibody produced in rabbit

**Synonym(s):** Anti-HCV NS5A-transactivated protein 6, Anti-Hepatitis C virus NS5A- transactivated protein 6, Anti-TMEM157 antibody produced in rabbit, Anti-Transmembrane protein 157 precursor

[All](#)

[Photos](#) (3)


Product No.	Clonality	Application	Species Reactivity	Citations	SDS
<a href="#">HPA019539</a>	polyclonal	IF, IHC	human	2	



## Anti-FAM166A antibody produced in rabbit

**Synonym(s):** Anti-UPF0605 protein FAM166A

[All Photos](#) (3)




Product No.	Clonality	Application	Species Reactivity	Citations	SDS
<a href="#">HPA023307</a>	polyclonal	IHC	human	2	

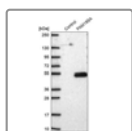


## Anti-FAM221A antibody produced in rabbit

**Synonym(s):** Anti-C7orf46, Anti-Uncharacterized protein C7orf46

[All Photos](#) (12)


Product No.	Clonality	Application	Species Reactivity	Citations	SDS
<a href="#">HPA019719</a>	polyclonal	IHC	human		
<a href="#">HPA026752</a>	polyclonal	IF, IHC	human		
<a href="#">HPA026748</a>	polyclonal	IHC	human		




## Anti-FAM185A antibody produced in rabbit

**Synonym(s):** Anti-FAM185B antibody produced in rabbit, Anti-Protein FAM185A

[All Photos](#) (3)


Product No.	Clonality	Application	Species Reactivity	Citations	SDS
<a href="#">HPA020470</a>	polyclonal	IF, IHC	human		

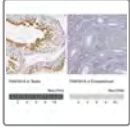


## Anti-FAM163A antibody produced in rabbit

**Synonym(s):** Anti-C1orf76 antibody produced in rabbit, Anti-Neuroblastoma-derived secretory protein antibody produced in rabbit, Anti-UPF0417 protein C1orf76 antibody produced in rabbit

## All Photos (2)


Product No.	Clonality	Application	Species Reactivity	Citations	SDS
<a href="#">HPA010778</a>	polyclonal	IHC	human	2	




### Anti-FAM181A antibody produced in rabbit

**Synonym(s):** Anti-C14orf152 antibody produced in rabbit, Anti-Uncharacterized protein C14orf152 antibody produced in rabbit

## All Photos (6)


Product No.	Clonality	Application	Species Reactivity	Citations	SDS
<a href="#">HPA001603</a>	polyclonal	IHC	human	2	




### Anti-FAM161A antibody produced in rabbit

**Synonym(s):** Anti-FLJ13305, Anti-family with sequence similarity 161, member A

## All Photos (5)



Product No.	Clonality	Application	Species Reactivity	Citations	SDS
<a href="#">HPA032119</a>	polyclonal	IHC	human	3	



### Anti-FAM136A antibody produced in rabbit

**Synonym(s):** Anti-FLJ14668, Anti-family with sequence similarity 136, member A

## All Photos (5)


Product No.	Clonality	Application	Species Reactivity	Citations	SDS
<a href="#">HPA030103</a>	polyclonal	IHC	human		
<a href="#">HPA030104</a>	polyclonal	IF, IHC	human		




### Anti-FAM71A antibody produced in rabbit

**Synonym(s):** Anti-FLJ32796, Anti-family with sequence similarity 71, member A

## All Photos (3)

Product No.	Clonality	Application	Species Reactivity	Citations	SDS
<a href="#">HPA028462</a>	polyclonal	IHC	human		






### Anti-FAM118A antibody produced in rabbit

**Synonym(s):** Anti-Protein FAM118A

[All Photos](#) (3)

Product No.	Clonality	Application	Species Reactivity	Citations	SDS
<a href="#">HPA003902</a>	polyclonal	IF, IHC	human		



### Anti-FAM172A antibody produced in rabbit

**Synonym(s):** Anti-C5orf21 antibody produced in rabbit, Anti-UPF0528 protein C5orf21 precursor

[All Photos](#) (7)

Product No.	Clonality	Application	Species Reactivity	Citations	SDS
<a href="#">HPA012299</a>	polyclonal	IF, IHC	rat, mouse, human	2	




### Anti-FAM216A antibody produced in rabbit

**Synonym(s):** Anti-C12orf24, Anti-HSU79274, Anti-family with sequence similarity 216, member A

[All Photos](#) (4)

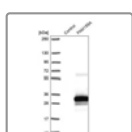
Product No.	Clonality	Application	Species Reactivity	Citations	SDS
<a href="#">HPA038286</a>	polyclonal	IF, IHC	human		



### Anti-FAM126A antibody produced in rabbit

[All Photos](#) (3)


Product No.	Clonality	Application	Species Reactivity	Citations	SDS
<a href="#">HPA042873</a>	polyclonal	IF, IHC	human		

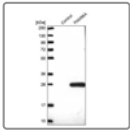


### Anti-FAM159A antibody produced in rabbit

**Synonym(s):** Anti-Family with sequence similarity 159, member A, Anti-MGC52498

[All Photos](#) (2)


Product No.	Clonality	Application	Species Reactivity	Citations	SDS
<b>HPA030744</b>	polyclonal	IHC	human		

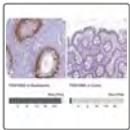


### Anti-FAM96A antibody produced in rabbit

**Synonym(s):** Anti-Family with sequence similarity 96, member a, Anti-Flj22875

[All Photos](#) (3)


Product No.	Clonality	Application	Species Reactivity	Citations	SDS
<b>HPA040459</b>	polyclonal	IF, IHC	human	1	



### Anti-FAM169A antibody produced in rabbit

**Synonym(s):** Anti-Family with sequence similarity 169, member a, Anti-Kiaa0888

[All Photos](#) (4)


Product No.	Clonality	Application	Species Reactivity	Citations	SDS
<b>HPA041574</b>	polyclonal	IHC	human		

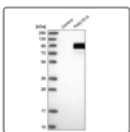


### Anti-FAM107A antibody produced in rabbit

**Synonym(s):** Anti-DRR1, Anti-TU3A, Anti-family with sequence similarity 107, member A

[All Photos](#) (7)


Product No.	Clonality	Application	Species Reactivity	Citations	SDS
<b>HPA055888</b>	polyclonal	IF, IHC	human	6	

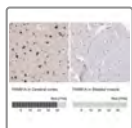


### Anti-FAM151A antibody produced in rabbit

**Synonym(s):** Anti-C1orf179, Anti-MGC27169, Anti-family with sequence similarity 151, member A

[All Photos](#) (2)

Product No.	Clonality	Application	Species Reactivity	Citations	SDS
<b>HPA016840</b>	polyclonal	IHC, WB	human		

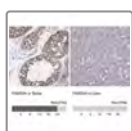


## Anti-FAM81A antibody produced in rabbit

**Synonym(s):** Anti-MGC26690

[All Photos](#) (4)

Product No.	Clonality	Application	Species Reactivity	Citations	SDS
<a href="#">HPA001847</a>	polyclonal	IHC	human		




## Anti-FAM53A antibody produced in rabbit

**Synonym(s):** Anti-DNTNP, Anti-Family with sequence similarity 53, member A

[All Photos](#) (7)

Product No.	Clonality	Application	Species Reactivity	Citations	SDS
<a href="#">HPA058138</a>	polyclonal	IHC	human		
<a href="#">HPA036452</a>	polyclonal	IHC	human		

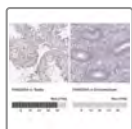


## Anti-FAM212A antibody produced in rabbit

**Synonym(s):** Anti-C3orf54

[All Photos](#) (2)

Product No.	Clonality	Application	Species Reactivity	Citations	SDS
<a href="#">HPA041879</a>	polyclonal	IHC	human		



## Anti-FAM205A antibody produced in rabbit

[All Photos](#) (3)


Product No.	Clonality	Application	Species Reactivity	Citations	SDS
<a href="#">HPA071267</a>	polyclonal	IHC	human		

All

## Anti-FAM181A antibody produced in rabbit

Photos (6)

**Synonym(s):** Anti-C14orf152 antibody produced in rabbit, Anti-Uncharacterized protein C14orf152 antibody produced in rabbit


Product No.	Clonality	Application	Species Reactivity	Citations	SDS
<a href="#">HPA001603</a>	polyclonal	IHC	human	2	

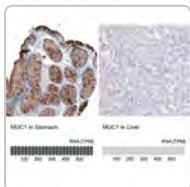


## Anti-FAM161A antibody produced in rabbit

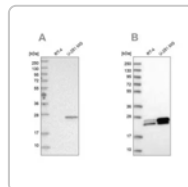
**Synonym(s):** Anti-FLJ13305, Anti-family with sequence similarity 161, member A

All Photos (5)

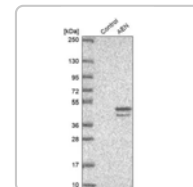
Product No.	Clonality	Application	Species Reactivity	Citations	SDS
<a href="#">HPA032119</a>	polyclonal	IHC	human	3	



Sigma-Aldrich  
**AMAB91533**  
Monoclonal  
Anti-MUC1...




Sigma-Aldrich  
**HPA028118**  
Anti-GUK1



Sigma-Aldrich  
**HPA0485**  
Anti-AEN  
antibody.



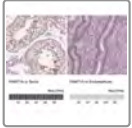
## Anti-FAM136A antibody produced in rabbit



**Synonym(s):** Anti-FLJ14668, Anti-family with sequence similarity 136, member A

[Photos](#) (5)

Product No.	Clonality	Application	Species Reactivity	Citations	SDS
<a href="#">HPA030103</a>	polyclonal	IHC	human		
<a href="#">HPA030104</a>	polyclonal	IF, IHC	human		




### Anti-FAM71A antibody produced in rabbit

**Synonym(s):** Anti-FLJ32796, Anti-family with sequence similarity 71, member A

[All Photos](#) (3)

Product No.	Clonality	Application	Species Reactivity	Citations	SDS
<a href="#">HPA028462</a>	polyclonal	IHC	human		




### Anti-FAM118A antibody produced in rabbit

**Synonym(s):** Anti-Protein FAM118A

[All Photos](#) (3)

Product No.	Clonality	Application	Species Reactivity	Citations	SDS
<a href="#">HPA003902</a>	polyclonal	IF, IHC	human		



### Anti-FAM172A antibody produced in rabbit

**Synonym(s):** Anti-C5orf21 antibody produced in rabbit, Anti-UPF0528 protein C5orf21 precursor

[All Photos](#) (7)


Product No.	Clonality	Application	Species Reactivity	Citations	SDS
<a href="#">HPA012299</a>	polyclonal	IF, IHC	rat, mouse, human	2	

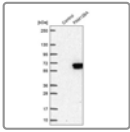


### Anti-FAM216A antibody produced in rabbit

**Synonym(s):** Anti-C12orf24, Anti-HSU79274, Anti-family with sequence similarity 216, member A


[All Photos](#) (4)


Product No.	Clonality	Application	Species Reactivity	Citations	SDS
<b>HPA038286</b>	polyclonal	IF, IHC	human		



### Anti-FAM126A antibody produced in rabbit

[All Photos](#) (3)


Product No.	Clonality	Application	Species Reactivity	Citations	SDS
<b>HPA042873</b>	polyclonal	IF, IHC	human		

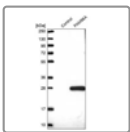


### Anti-FAM159A antibody produced in rabbit

**Synonym(s):** Anti-Family with sequence similarity 159, member A, Anti-MGC52498

[All Photos](#) (2)


Product No.	Clonality	Application	Species Reactivity	Citations	SDS
<b>HPA030744</b>	polyclonal	IHC	human		

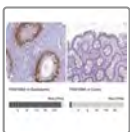


### Anti-FAM96A antibody produced in rabbit

**Synonym(s):** Anti-Family with sequence similarity 96, member a, Anti-Flj22875

[All Photos](#) (3)


Product No.	Clonality	Application	Species Reactivity	Citations	SDS
<b>HPA040459</b>	polyclonal	IF, IHC	human	1	



### Anti-FAM169A antibody produced in rabbit

**Synonym(s):** Anti-Family with sequence similarity 169, member a, Anti-Kiaa0888

[All Photos](#) (4)


Product No.	Clonality	Application	Species Reactivity	Citations	SDS
<b>HPA041574</b>	polyclonal	IHC	human		

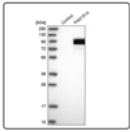


### Anti-FAM107A antibody produced in rabbit

**Synonym(s):** Anti-DRR1, Anti-TU3A, Anti-family with sequence similarity 107, member A

[All Photos](#) (7)


Product No.	Clonality	Application	Species Reactivity	Citations	SDS
<b>HPA055888</b>	polyclonal	IF, IHC	human	6	

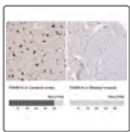


### Anti-FAM151A antibody produced in rabbit

**Synonym(s):** Anti-C1orf179, Anti-MGC27169, Anti-family with sequence similarity 151, member A

**All Photos** (2)


Product No.	Clonality	Application	Species Reactivity	Citations	SDS
<b>HPA016840</b>	polyclonal	IHC, WB	human		

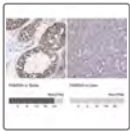


### Anti-FAM81A antibody produced in rabbit

**Synonym(s):** Anti-MGC26690

**All Photos** (4)



Product No.	Clonality	Application	Species Reactivity	Citations	SDS
<b>HPA001847</b>	polyclonal	IHC	human		




### Anti-FAM53A antibody produced in rabbit

**Synonym(s):** Anti-DNTNP, Anti-Family with sequence similarity 53, member A

**All Photos** (7)


Product No.	Clonality	Application	Species Reactivity	Citations	SDS
<b>HPA058138</b>	polyclonal	IHC	human		
<b>HPA036452</b>	polyclonal	IHC	human		



### Anti-FAM212A antibody produced in rabbit

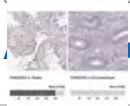
**Synonym(s):** Anti-C3orf54

**All Photos** (2)

Product No.	Clonality	Application	Species Reactivity	Citations	SDS
<b>HPA041879</b>	polyclonal	IHC	human		



### Anti-FAM205A antibody produced in rabbit



[Photos](#) (3)

Product No.	Clonality	Application	Species Reactivity	Citations	SDS
<a href="#">HPA071267</a>	polyclonal	IHC	human		

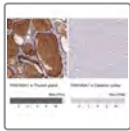


### Anti-FAM49A Antibody, clone 2D6 ZooMAb<sup>®</sup> Rabbit Monoclonal

**Synonym(s):** CYFIP-related Rac1 interactor A:CYRIA

[All Photos](#) (12)

Product No.	Description	SDS
<a href="#">ZRB1196</a>	recombinant, expressed in HEK 293 cells	



### Anti-FAM160A1 antibody produced in rabbit

**Synonym(s):** Anti-FLJ43373, Anti-Family With Sequence Similarity 160, Member A1

[All Photos](#) (4)


Product No.	Clonality	Application	Species Reactivity	Citations	SDS
<a href="#">HPA046348</a>	polyclonal	IF, IHC	human		



### Anti-FAM103A1 antibody produced in rabbit

[All Photos](#) (12)

Product No.	Clonality	Application	Species Reactivity	Citations	SDS
<a href="#">HPA041923</a>	polyclonal	IF, IHC	human	1	
<a href="#">HPA041948</a>	polyclonal	IHC	human		




### Anti-FAM19A3 antibody produced in rabbit

**Synonym(s):** Anti-TAFA-3, Anti-family with sequence similarity 19 (chemokine (C-C motif)-like), member A3

[All Photos](#) (2)


Product No.	Clonality	Application	Species Reactivity	Citations	SDS
<a href="#">HPA055927</a>	polyclonal	IHC	human		

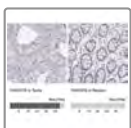




## Anti-FAM134B (luminal) antibody produced in rabbit


[All Photos](#) (3)


Product No.	Description	SDS
<b>SAB4200848</b>	affinity isolated antibody, buffered aqueous solution	



## Anti-FAM187B antibody produced in rabbit

[All Photos](#) (3)


Product No.	Clonality	Application	Species Reactivity	Citations	SDS
<b>HPA079535</b>	polyclonal	IF, IHC	human		



## Anti-FAM198B antibody produced in rabbit

**Synonym(s):** Anti-C4orf18, Anti-FAM198B, Anti-Uncharacterized protein C4orf18

[All Photos](#) (3)



Product No.	Clonality	Application	Species Reactivity	Citations	SDS
<b>HPA007227</b>	polyclonal	IF, IHC, WB	human	1	

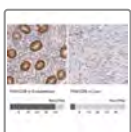


## Anti-FAM98B antibody produced in rabbit

**Synonym(s):** FLJ38426

[All Photos](#) (16)


Product No.	Clonality	Application	Species Reactivity	Citations	SDS
<b>HPA008320</b>	polyclonal	IHC	human	2	
<b>HPA008502</b>	polyclonal	IF, IHC	rat, mouse, human	1	




## Anti-FAM122B antibody produced in rabbit

**Synonym(s):** Anti-Protein FAM122B antibody produced in rabbit

[All Photos](#) (5)


Product No.	Clonality	Application	Species Reactivity	Citations	SDS
<b>HPA000266</b>	polyclonal	IF, IHC	human	1	

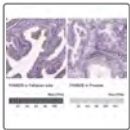


### Anti-FAM118B antibody produced in rabbit

**Synonym(s):** Anti-Family with sequence similarity 118, member b, Anti-Flj21103

[All Photos](#) (2)


Product No.	Clonality	Application	Species Reactivity	Citations	SDS
<b>HPA041644</b>	polyclonal	IHC	human		

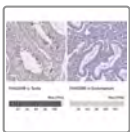


### Anti-FAM92B antibody produced in rabbit

**Synonym(s):** Anti-Family with sequence similarity 92, member b, Anti-Flj44299

[All Photos](#) (4)


Product No.	Clonality	Application	Species Reactivity	Citations	SDS
<b>HPA041022</b>	polyclonal	IHC	human		




### Anti-FAM209B antibody produced in rabbit

**Synonym(s):** Anti-C20orf107, Anti-Dj1153d9.4

[All Photos](#) (3)


Product No.	Clonality	Application	Species Reactivity	Citations	SDS
<b>HPA042144</b>	polyclonal	IHC	human		




### Anti-FAM151B antibody produced in rabbit


**Synonym(s):** Anti-Family with sequence similarity 151, member b, Anti-Unq9217

[All Photos](#) (3)

Product No.	Clonality	Application	Species Reactivity	Citations	SDS
<b>HPA043805</b>	polyclonal	IF, IHC	human		

**All Photos (5) Anti-FAM3B antibody produced in rabbit**


Product No.	Clonality	Application	Species Reactivity	Citations	SDS
<b>HPA015885</b>	polyclonal	IHC	human	5	

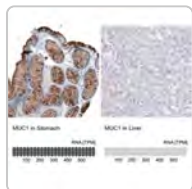


**Anti-FAM171B antibody produced in rabbit**

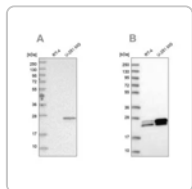
**Synonym(s):** Anti-KIAA1946 antibody produced in rabbit, Anti-UPF0560 protein KIAA1946 precursor

**All Photos (2)**

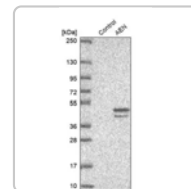
Product No.	Clonality	Application	Species Reactivity	Citations	SDS
<b>HPA010639</b>	polyclonal	IHC	human		



Sigma-Aldrich  
**AMAB91533**  
Monoclonal  
Anti-MUC1...



Sigma-Aldrich  
**HPA028118**  
Anti-GUK1



Sigma-Aldrich  
**HPA0485**  
Anti-AEN  
antibody.




**Anti-FAM129B antibody produced in rabbit**



**Synonym(s):** Anti-Meg-3, Anti-Niban-like protein 1, Anti-Protein FAM129B

**Photos** (8)

Product No.	Clonality	Application	Species Reactivity	Citations	SDS
<a href="#">HPA023261</a>	polyclonal	IHC	human	2	
<a href="#">HPA021417</a>	polyclonal	IF, IHC	mouse, human, rat	1	
<a href="#">HPA024312</a>	polyclonal	IHC	human	1	

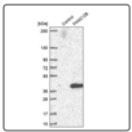


### Anti-FAM83B antibody produced in rabbit

**Synonym(s):** Anti-C6orf143, Anti-FLJ30642, Anti-family with sequence similarity 83, member B

**All Photos** (3)

Product No.	Clonality	Application	Species Reactivity	Citations	SDS
<a href="#">HPA031464</a>	polyclonal	IHC	human	1	

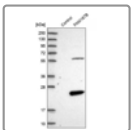


### Anti-FAM212B antibody produced in rabbit

**Synonym(s):** Anti-C1orf183, Anti-FLJ31105

**All Photos** (2)

Product No.	Clonality	Application	Species Reactivity	Citations	SDS
<a href="#">HPA027811</a>	polyclonal	IHC	human		

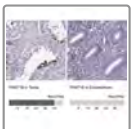


### Anti-FAM167B antibody produced in rabbit

**Synonym(s):** Anti-C1orf90, Anti-MGC10820, Anti-family with sequence similarity 167, member B

**All Photos** (2)



Product No.	Clonality	Application	Species Reactivity	Citations	SDS
<a href="#">HPA029398</a>	polyclonal	IHC	human		

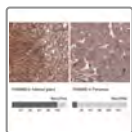


### Anti-FAM71B antibody produced in rabbit

**Synonym(s):** Anti-Family with sequence similarity 71, member b, Anti-Mgc26988

**All Photos** (14)


Product No.	Clonality	Application	Species Reactivity	Citations	SDS
<a href="#">HPA040771</a>	polyclonal	IHC	human		
<a href="#">HPA039478</a>	polyclonal	IHC	human		

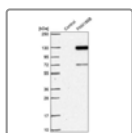


### Anti-FAM96B antibody produced in rabbit

**Synonym(s):** Anti-Cgi-128, Anti-Family with sequence similarity 96, member b

[All Photos](#) (5)


Product No.	Clonality	Application	Species Reactivity	Citations	SDS
<a href="#">HPA041501</a>	polyclonal	IF, IHC	human	1	

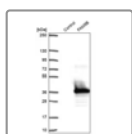


### Anti-FAM186B antibody produced in rabbit

**Synonym(s):** Anti-C12orf25, Anti-Dkfpz434j0113, Anti-Family with sequence similarity 186, member b


[All Photos](#) (2)

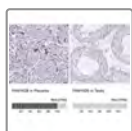
Product No.	Clonality	Application	Species Reactivity	Citations	SDS
<a href="#">HPA040028</a>	polyclonal	IHC	human		



### Anti-FAM9B antibody produced in rabbit

[All Photos](#) (3)



Product No.	Clonality	Application	Species Reactivity	Citations	SDS
<a href="#">HPA035135</a>	polyclonal	IF, IHC	human		



### Anti-FAM162B antibody produced in rabbit

**Synonym(s):** Anti-BA86F4.2, Anti-C6orf189, Anti-Family with sequence similarity 162, member B, Anti-bA86F4.2

[All Photos](#) (6)

Product No.	Clonality	Application	Species Reactivity	Citations	SDS
<a href="#">HPA036112</a>	polyclonal	IHC, WB	human		
<a href="#">HPA060342</a>	polyclonal	IHC, WB	human		

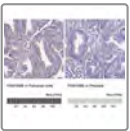


## Anti-FAM168B antibody produced in rabbit

**Synonym(s):** Anti-Family With Sequence Similarity 168, Member B, Anti-KIAA0280L

[All Photos](#) (10)

Product No.	Clonality	Application	Species Reactivity	Citations	SDS
<a href="#">HPA061659</a>	polyclonal	IHC	human		
<a href="#">HPA043778</a>	polyclonal	IHC	human		

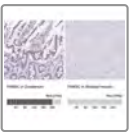


## Anti-FAM166B antibody produced in rabbit

**Synonym(s):** Anti-Family With Sequence Similarity 166, Member B

[All Photos](#) (3)

Product No.	Clonality	Application	Species Reactivity	Citations	SDS
<a href="#">HPA045540</a>	polyclonal	IHC	human	1	




## Anti-FAM3C antibody produced in rabbit

**Synonym(s):** Anti-GS3876, Anti-ILEI, Anti-family with sequence similarity 3, member C

[All Photos](#) (7)

Product No.	Clonality	Application	Species Reactivity	Citations	SDS
<a href="#">HPA050548</a>	polyclonal	IF, IHC	human	3	




## Anti-FAM98C antibody produced in rabbit

**Synonym(s):** Anti-Family with sequence similarity 98, member c, Anti-Flj44669

[All Photos](#) (2)


Product No.	Clonality	Application	Species Reactivity	Citations	SDS
<a href="#">HPA041730</a>	polyclonal	IHC	human		

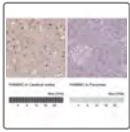


## Anti-FAM53C antibody produced in rabbit

**Synonym(s):** Anti-C5orf6, Anti-Family with sequence similarity 53, member c

[All Photos](#) (2)


Product No.	Clonality	Application	Species Reactivity	Citations	SDS
<a href="#">HPA042796</a>	polyclonal	IHC	human		

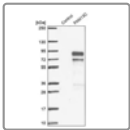


### Anti-FAM69C antibody produced in rabbit

**Synonym(s):** Anti-C18orf51, Anti-family with sequence similarity 69, member C

[All Photos](#) (3)


Product No.	Clonality	Application	Species Reactivity	Citations	SDS
<a href="#">HPA048928</a>	polyclonal	IHC	human		

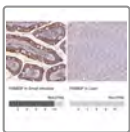


### Anti-FAM13C antibody produced in rabbit

**Synonym(s):** Anti-FAM13C1, Anti-Family with sequence similarity 13, member C

[All Photos](#) (3)


Product No.	Clonality	Application	Species Reactivity	Citations	SDS
<a href="#">HPA037888</a>	polyclonal	IF, IHC	human	1	

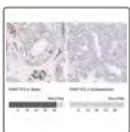


### Anti-FAM83F antibody produced in rabbit

**Synonym(s):** Anti-family with sequence similarity 83, member F

[All Photos](#) (6)


Product No.	Clonality	Application	Species Reactivity	Citations	SDS
<a href="#">HPA051207</a>	polyclonal	IHC	human		



### Anti-FAM71F2 antibody produced in rabbit

**Synonym(s):** Anti-FAM137B



[All Photos](#) (3)

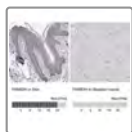
Product No.	Clonality	Application	Species Reactivity	Citations	SDS
<a href="#">HPA024248</a>	polyclonal	IHC	human		



### Anti-FAM83G antibody produced in rabbit

[All Photos](#) (10)



Product No.	Clonality	Application	Species Reactivity	Citations	SDS
<b>HPA023940</b>	polyclonal	IHC	human	2	
<b>HPA023369</b>	polyclonal	IF, IHC	human	1	



### Anti-FAM83H antibody produced in rabbit

**Synonym(s):** Anti-Protein FAM83H




[All Photos](#) (10)

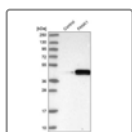
Product No.	Clonality	Application	Species Reactivity	Citations	SDS
<b>HPA024604</b>	polyclonal	IHC	human	7	
<b>HPA024505</b>	polyclonal	IHC	rat, human	4	



### Anti-FAN1 Antibody, clone 2B15 ZooMAb<sup>®</sup> Rabbit Monoclonal

[All Photos](#) (6)


Product No.	Clonality	Application	Species Reactivity	Citations	SDS
<b>ZRB2725</b>	recombinant monoclonal	ICC, IF, IHC, affinity binding assay	human		  

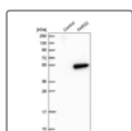


### Anti-FANK1 antibody produced in rabbit

**Synonym(s):** Anti-Fibronectin type III and ankyrin repeat domains 1

[All Photos](#) (2)

Product No.	Clonality	Application	Species Reactivity	Citations	SDS
<b>HPA038413</b>	polyclonal	IF, IHC	human		





### Anti-FARS2 antibody produced in rabbit

**Synonym(s):** Anti-PheRS, Anti-Phenylalanine--tRNA ligase, Anti-Phenylalanyl-tRNA synthetase, mitochondrial precursor, Anti-FARS1, Anti-dJ236A3.1, Anti-phenylalanyl-tRNA synthetase 2, mitochondrial

[All Photos](#) (5)




Product No.	Clonality	Application	Species Reactivity	Citations	SDS
<a href="#">HPA018148</a>	polyclonal	IHC	human	4	
<a href="#">HPA028836</a>	polyclonal	IF, IHC	human		

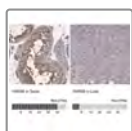


### Anti-FARSA antibody produced in rabbit

**Synonym(s):** Anti-CML33, Anti-PheRS, Anti-Phenylalanine--tRNA ligase alpha chain, Anti-Phenylalanyl-tRNA synthetase alpha chain

[All Photos](#) (8)


Product No.	Clonality	Application	Species Reactivity	Citations	SDS
<a href="#">HPA001911</a>	polyclonal	IF, IHC	human, mouse, rat	3	



### Anti-FARSB antibody produced in rabbit

**Synonym(s):** Anti-FARSLB, Anti-FRSB, Anti-PheHB

[All Photos](#) (4)


Product No.	Clonality	Application	Species Reactivity	Citations	SDS
<a href="#">HPA061398</a>	polyclonal	IHC	human		



### Anti-FAS antibody produced in rabbit

**Synonym(s):** Anti-APO-1, Anti-APT1, Anti-CD95, Anti-FAS1, Anti-Fas (TNF receptor superfamily, member 6), Anti-TNFRSF6



[All Photos](#) (5)

Product No.	Clonality	Application	Species Reactivity	Citations	SDS
<a href="#">HPA027444</a>	polyclonal	IF, IHC	human	4	

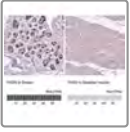


### Anti-Fas/CD95 Antibody, clone 1F17 ZooMAb<sup>®</sup> Rabbit Monoclonal

[All Photos](#) (9)

Product No.	Clonality	Application	Species Reactivity	Citations	SDS
<a href="#">ZRB2342</a>	1F17, recombinant monoclonal	FACS, ICC, IHC, WB,	human		 



Product No.	Clonality	Application	Species Reactivity	Citations	SDS
		affinity binding assay			



## Anti-FASN antibody produced in rabbit



**Synonym(s):** Anti-Fatty acid synthase

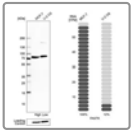
### All Photos (10)

Product No.	Clonality	Application	Species Reactivity	Citations	SDS
<b>HPA056108</b>	polyclonal	IHC, WB	human	1	
<b>HPA006461</b>	polyclonal	IF, IHC	human	6	

**All  
Photos** (14)

## Anti-FASN Antibody, clone 2C13 ZooMAb<sup>®</sup> Rabbit Monoclonal


Product No.	Clonality	Application	Species Reactivity	Citations	SDS
<b>ZRB1723</b>	2C13, recombinant monoclonal	ICC, IHC (p), WB, affinity binding assay	mouse, rat, human	 	

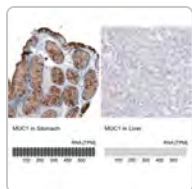


## Anti-FASTK antibody produced in rabbit

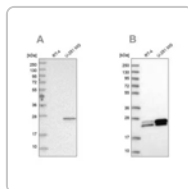
**Synonym(s):** Anti-FAST, Anti-Fas-activated serine/threonine kinase

**All Photos** (5)

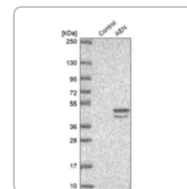
Product No.	Clonality	Application	Species Reactivity	Citations	SDS
<b>HPA031621</b>	polyclonal	IHC	human		



Sigma-Aldrich  
**AMAB91533**  
Monoclonal  
Anti-MUC1...



Sigma-Aldrich  
**HPA028118**  
Anti-GUK1

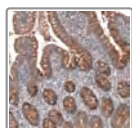


Sigma-Aldrich  
**HPA0485**  
Anti-AEN  
antibody.

[View Price and Availability](#)

[View Price and Availability](#)

[View Price and Availat](#)




### Anti-FASTKD1 antibody produced in rabbit

**Synonym(s):** Anti-FAST kinase domains 1, Anti-FLJ21901

[All Photos](#) (4)

Product No.	Clonality	Application	Species Reactivity	Citations	SDS
<b>HPA043719</b>	polyclonal	IHC	human		

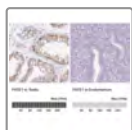


### Anti-FASTKD5 antibody produced in rabbit

**Synonym(s):** Anti-FAST Kinase Domains 5, Anti-FLJ13149

[All Photos](#) (2)

Product No.	Clonality	Application	Species Reactivity	Citations	SDS
<b>HPA043833</b>	polyclonal	IHC	human	1	

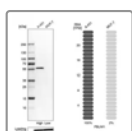


### Anti-FATE1 antibody produced in rabbit

**Synonym(s):** Anti-CT43, Anti-FATE, Anti-fetal and adult testis expressed 1

[All Photos](#) (3)


Product No.	Clonality	Application	Species Reactivity	Citations	SDS
<b>HPA034604</b>	polyclonal	IHC	human	3	

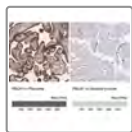


### Anti-FBLIM1 antibody produced in rabbit

**Synonym(s):** Anti-FBLP-1, Anti-Filamin-binding LIM protein 1, Anti-MIG2-interacting protein, Anti-Migfilin, Anti-Mitogen-inducible 2-interacting protein

[All Photos](#) (5)



Product No.	Clonality	Application	Species Reactivity	Citations	SDS
<a href="#">HPA025287</a>	polyclonal	IHC	human	8	

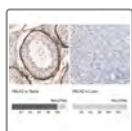


### Anti-FBLN1 antibody produced in rabbit

**Synonym(s):** Anti-Fibulin-1 precursor antibody produced in rabbit

[All Photos](#) (12)


Product No.	Clonality	Application	Species Reactivity	Citations	SDS
<a href="#">HPA001612</a>	polyclonal	IHC	human	5	
<a href="#">HPA001613</a>	polyclonal	IHC	human	6	

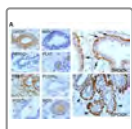


### Anti-FBLN2 antibody produced in rabbit

**Synonym(s):** Anti-Fibulin-2 precursor antibody produced in rabbit

[All Photos](#) (6)



Product No.	Clonality	Application	Species Reactivity	Citations	SDS
<a href="#">HPA001934</a>	polyclonal	IF, IHC	human	6	



### Anti-FBN1 antibody produced in rabbit

**Synonym(s):** Anti-Fibrillin-1, Anti-Fibrillin-1 precursor

[All Photos](#) (13)


Product No.	Clonality	Application	Species Reactivity	Citations	SDS
<a href="#">HPA021057</a>	polyclonal	IF, IHC	human	6	
<a href="#">HPA017759</a>	polyclonal	IHC	human	7	



### Anti-FBN2 antibody produced in rabbit


**Synonym(s):** Anti-Fibrillin-2 precursor

[All Photos](#) (4)

Product No.	Clonality	Application	Species Reactivity	Citations	SDS
<a href="#">HPA012853</a>	polyclonal	IHC	human	3	



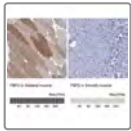
### Anti-FBP1 antibody produced in rabbit



**Synonym(s):** Anti-D-fructose-1,6- bisphosphate 1-phosphohydrolase 1, Anti-FBPase 1, Anti-Fructose-1,6-bisphosphatase 1

[Photos](#) (6)


Product No.	Clonality	Application	Species Reactivity	Citations	SDS
<a href="#">HPA005857</a>	polyclonal	IHC	human	16	



### Anti-FBP2 antibody produced in rabbit

[All Photos](#) (4)

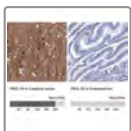
Product No.	Clonality	Application	Species Reactivity	Citations	SDS
<a href="#">HPA077371</a>	polyclonal	IF, IHC	human		



### Anti-FBXL6 antibody produced in rabbit

[All Photos](#) (2)

Product No.	Clonality	Application	Species Reactivity	Citations	SDS
<a href="#">HPA008867</a>	polyclonal	IF	human	1	

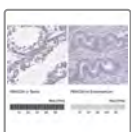


### Anti-FBXL16 antibody produced in rabbit

**Synonym(s):** Anti-C16orf22, Anti-Fbl16, Anti-MGC33974, Anti-F-box and leucine-rich repeat protein 16, Anti-Mgc33974

[All Photos](#) (15)


Product No.	Clonality	Application	Species Reactivity	Citations	SDS
<a href="#">HPA056354</a>	polyclonal	IHC	human		
<a href="#">HPA039504</a>	polyclonal	IHC	human		

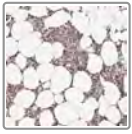


### Anti-FBXO24 antibody produced in rabbit

**Synonym(s):** Anti-F-box protein 24, Anti-FBX24

[All Photos](#) (3)


Product No.	Clonality	Application	Species Reactivity	Citations	SDS
<b>HPA050951</b>	polyclonal	IHC	human		




### Anti-FBXO5 antibody produced in rabbit

**Synonym(s):** Anti-EMI1, Anti-F-box protein 5, Anti-FBX5, Anti-Fbxo31

[All Photos](#) (6)


Product No.	Clonality	Application	Species Reactivity	Citations	SDS
<b>HPA029048</b>	polyclonal	IF, IHC	human	1	



### Anti-FBXO33 antibody produced in rabbit

**Synonym(s):** Anti-F-Box Protein 33, Anti-Fbx33



[All Photos](#) (3)

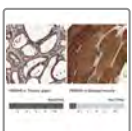
Product No.	Clonality	Application	Species Reactivity	Citations	SDS
<b>HPA046657</b>	polyclonal	IF, IHC	human		



### Anti-FBXO38 Antibody, clone 1118 ZooMAb<sup>®</sup> Rabbit Monoclonal

[All Photos](#) (14)


Product No.	Clonality	Application	Species Reactivity	Citations	SDS
<b>ZRB1164</b>	1118, recombinant monoclonal	ICC, IHC (p), WB, affinity binding assay	human, mouse		 

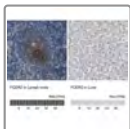


### Anti-FBXW8 antibody produced in rabbit

**Synonym(s):** Anti-F-box and WD repeat domain containing 8, Anti-FBW6, Anti-FBW8, Anti-FBX29, Anti-FBXO29

[All Photos](#) (4)

Product No.	Clonality	Application	Species Reactivity	Citations	SDS
<b>HPA038851</b>	polyclonal	IF, IHC	human	2	




## Anti-FCER2 antibody produced in rabbit

**Synonym(s):** Anti-BLAST-2, Anti-CD23 antigen, Anti-Fc-epsilon-R1I, Anti-Immunoglobulin E-binding factor, Anti-Low affinity immunoglobulin epsilon Fc receptor, Anti-Lymphocyte IgE receptor

All

Photos (9)

Product No.	Clonality	Application	Species Reactivity	Citations	SDS
<a href="#">HPA067430</a>	polyclonal	IF, IHC	human		
<a href="#">HPA008928</a>	polyclonal	IHC	human	4	

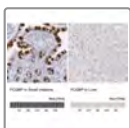


## Anti-FcεRI γ-subunit Antibody, clone 1B6 ZooMAb<sup>®</sup> Rabbit Monoclonal

All

Photos (15)

Product No.	Clonality	Application	Species Reactivity	Citations	SDS
<a href="#">ZRB1259</a>	1B6, monoclonal recombinant monoclonal	FACS, ICC, IHC (p), WB, affinity binding assay	rat, human, mouse		



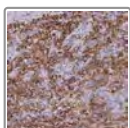
## Anti-FCGBP antibody produced in rabbit

**Synonym(s):** Anti-Fcγ-binding protein antigen antibody produced in rabbit, Anti-FcγBP antibody produced in rabbit, Anti-IgGFc-binding protein precursor antibody produced in rabbit

All

Photos (12)

Product No.	Clonality	Application	Species Reactivity	Citations	SDS
<a href="#">HPA003517</a>	polyclonal	IHC	human	5	
<a href="#">HPA003564</a>	polyclonal	IHC	human	5	




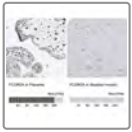
## Anti-FCGR3A antibody produced in rabbit

**Synonym(s):** Anti-CD16, Anti-CD16a, Anti-FCG3, Anti-FCGR3

All Photos (4)




Product No.	Clonality	Application	Species Reactivity	Citations	SDS
<b>HPA055431</b>	polyclonal	IHC	human		

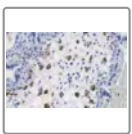


### Anti-FCGR2A antibody produced in rabbit

**Synonym(s):** Anti-CD32 antigen antibody produced in rabbit, Anti-CDw32 antibody produced in rabbit, Anti-Fc- $\gamma$  RII-a antibody produced in rabbit, Anti-Fc- $\gamma$ -RIIa antibody produced in rabbit, Anti-FcRII-a antibody produced in rabbit, Anti-IgG Fc receptor II-a antibody produced in rabbit, Anti-Low affinity immunoglobulin  $\gamma$  Fc region receptor II-a precursor antibody produced in rabbit



**All Photos** (4)

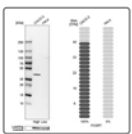
Product No.	Clonality	Application	Species Reactivity	Citations	SDS
<b>HPA010718</b>	polyclonal	IHC	human	5	



### Anti-FCGR2B/CD32 Antibody, clone 3G17 ZooMAb<sup>®</sup> Rabbit Monoclonal

**All Photos** (12)


Product No.	Clonality	Application	Species Reactivity	Citations	SDS
<b>ZRB1276</b>	3G17, recombinant monoclonal	FACS, ICC, IHC (p), WB, affinity binding assay	human		 



### Anti-FCGRT antibody produced in rabbit

**Synonym(s):** Anti-FcRn, Anti-IgG Fc fragment receptor transporter alpha chain, Anti-IgG receptor FcRn large subunit p51 precursor, Anti-Neonatal Fc receptor

**All Photos** (5)



Product No.	Clonality	Application	Species Reactivity	Citations	SDS
<b>HPA012122</b>	polyclonal	IHC	human	9	

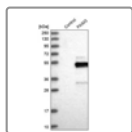


### Anti-FCHO2 antibody produced in rabbit

**Synonym(s):** Anti-FCH domain only 2

**All Photos** (13)


Product No.	Clonality	Application	Species Reactivity	Citations	SDS
<a href="#">HPA037686</a>	polyclonal	IHC	human		
<a href="#">HPA037685</a>	polyclonal	IHC	human		

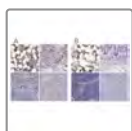


### Anti-FCMR antibody produced in rabbit

**Synonym(s):** Anti-FAIM3, Anti-TOSO

[All Photos](#) (3)


Product No.	Clonality	Application	Species Reactivity	Citations	SDS
<a href="#">HPA003910</a>	polyclonal	IF, IHC	human	4	

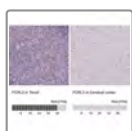


### Anti-FCN1 antibody produced in rabbit

**Synonym(s):** Anti-Collagen/fibrinogen domain-containing protein 1 antibody produced in rabbit, Anti-Ficolin- $\alpha$  antibody produced in rabbit, Anti-Ficolin-1 precursor antibody produced in rabbit, Anti-Ficolin-A antibody produced in rabbit, Anti-M-Ficolin antibody produced in rabbit

[All Photos](#) (7)


Product No.	Clonality	Application	Species Reactivity	Citations	SDS
<a href="#">HPA001295</a>	polyclonal	IHC	human	3	



### Anti-FCRL3

**Synonym(s):** CD307c, FCRH3, IFGP3, IRTA3, SPAP2, SPAP2a, SPAP2b, SPAP2c, SPAP2d, SPAP2e

[All Photos](#) (4)


Product No.	Clonality	Application	Species Reactivity	Citations	SDS
<a href="#">HPA048022</a>	polyclonal	IHC	human	1	


All

## Anti-FCRL1 antibody produced in rabbit

Photos (3)

**Synonym(s):** Anti-Fc receptor homolog 1, Anti-Fc receptor-like protein 1 precursor, Anti-FcR-like protein 1, Anti-FcRH1, Anti-FcRL1, Anti-IFGP family protein 1, Anti-Immune receptor translocation-associated protein 5, Anti-hIFGP1


Product No.	Clonality	Application	Species Reactivity	Citations	SDS
<b>HPA013323</b>	polyclonal	IHC	human	1	

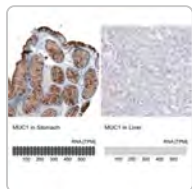


## Anti-FDCSP antibody produced in rabbit

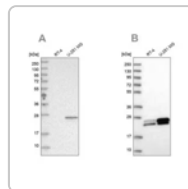
**Synonym(s):** Anti-C4orf7, Anti-FDC-SP

All Photos (5)

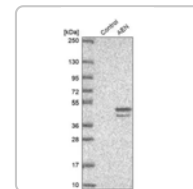
Product No.	Clonality	Application	Species Reactivity	Citations	SDS
<b>HPA014326</b>	polyclonal	IHC	human	4	



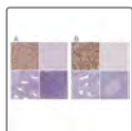
Sigma-Aldrich  
**AMAB91533**  
Monoclonal  
Anti-MUC1...



Sigma-Aldrich  
**HPA028118**  
Anti-GUK1



Sigma-Aldrich  
**HPA0485**  
Anti-AEN  
antibody.



## Anti-FDX1 antibody produced in rabbit

**Synonym(s):** Anti-ADX, Anti-FDX, Anti-Adx, Anti-Fdx, Anti-Ferredoxin 1

[All Photos](#) (15)

Product No.	Clonality	Application	Species Reactivity	Citations	SDS
<a href="#">HPA062087</a>	polyclonal	IF, IHC	human		
<a href="#">HPA041630</a>	polyclonal	IF, IHC	human		




## Anti-FDXR antibody produced in rabbit

**Synonym(s):** Anti-ADXR

[All Photos](#) (18)

Product No.	Clonality	Application	Species Reactivity	Citations	SDS
<a href="#">HPA044393</a>	polyclonal	IF, IHC	human	7	
<a href="#">HPA053673</a>	polyclonal	IF, IHC	human		

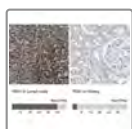


## Anti-FEM1B antibody produced in rabbit

**Synonym(s):** Anti-Fem-1 homolog b (*C. elegans*)

[All Photos](#) (2)

Product No.	Clonality	Application	Species Reactivity	Citations	SDS
<a href="#">HPA042192</a>	polyclonal	IHC	human		




## Anti-FEN1 antibody produced in rabbit

**Synonym(s):** Anti-DNase IV, Anti-FEN-1, Anti-Flap endonuclease 1, Anti-Flap structure-specific endonuclease 1, Anti-MF1, Anti-Maturation factor 1, Anti-hFEN-1

[All Photos](#) (5)


Product No.	Clonality	Application	Species Reactivity	Citations	SDS
<a href="#">HPA006748</a>	polyclonal	IHC	human, mouse, rat	5	



## Anti-FERD3L antibody produced in rabbit

**Synonym(s):** Anti-Fer3-Like (*Drosophila*), Anti-N-TWIST, Anti-NATO3, Anti-bHLHa31

## All Photos (2)




Product No.	Clonality	Application	Species Reactivity	Citations	SDS
<a href="#">HPA043494</a>	polyclonal	IHC	human		



### Anti-Ferritin Heavy Chain Antibody, clone 1J22 ZooMAb<sup>®</sup> Rabbit Monoclonal

**Synonym(s):** Anti-CHRM4 Antibody, clone 18C7.2 ZooMAb<sup>®</sup> Mouse Monoclonal

## All Photos (6)



Product No.	Clonality	Application	Species Reactivity	Citations	SDS
<a href="#">ZRB2695</a>	1J22, recombinant monoclonal	IF, IHC, WB	rat, mouse, human		  

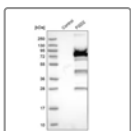


### Anti-FGB antibody produced in rabbit

**Synonym(s):** Anti-Fibrinogen  $\beta$ -chain precursor antibody produced in rabbit

## All Photos (14)


Product No.	Clonality	Application	Species Reactivity	Citations	SDS
<a href="#">HPA001901</a>	polyclonal	IF, IHC	human	3	
<a href="#">HPA001900</a>	polyclonal	IF, IHC	human	4	



### Anti-FGD2 antibody produced in rabbit

**Synonym(s):** Anti-FYVE, RhoGEF and PH domain containing 2, Anti-ZFYVE4


## All Photos (2)

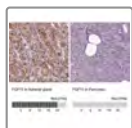
Product No.	Clonality	Application	Species Reactivity	Citations	SDS
<a href="#">HPA029145</a>	polyclonal	IHC, WB	human		



### Anti-FGF9

## All Photos (3)

Product No.	Clonality	Application	Species Reactivity	Citations	SDS
<a href="#">HPA067007</a>	polyclonal	IHC	human		

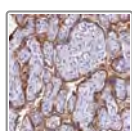


## Anti-FGF11

**Synonym(s):** FHF3, FLJ16061, MGC102953, MGC45269

[All Photos](#) (3)

Product No.	Clonality	Application	Species Reactivity	Citations	SDS
<a href="#">HPA075188</a>	polyclonal	IHC	human		

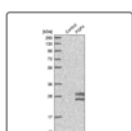


## Anti-FGF7 antibody produced in rabbit

**Synonym(s):** Anti-Fibroblast Growth Factor 7, Anti-KGF

[All Photos](#) (3)

Product No.	Clonality	Application	Species Reactivity	Citations	SDS
<a href="#">HPA043605</a>	polyclonal	IF, IHC	human	6	




## Anti-FGF4 antibody produced in rabbit

**Synonym(s):** Anti-FGF-4, Anti-Fibroblast growth factor 4 precursor, Anti-HBGF-4, Anti-HST, Anti-HST-1, Anti-Heparin secretory-transforming protein, Anti-Transforming protein KS3

[All Photos](#) (2)

Product No.	Clonality	Application	Species Reactivity	Citations	SDS
<a href="#">HPA011209</a>	polyclonal	IHC	human	10	



## Anti-FGF-2/basic FGF Antibody, clone 1K19 ZooMAb<sup>®</sup> Rabbit Monoclonal



[All Photos](#) (8)

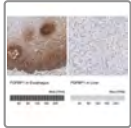
Product No.	Clonality	Application	Species Reactivity	Citations	SDS
<a href="#">ZRB1321</a>	1K19, recombinant monoclonal	IHC (p), WB, affinity binding assay	human		



## Anti-FGF-20 Antibody, clone 3I3-L2 ZooMAb<sup>®</sup> Rabbit Monoclonal

**All Photos (6)**


Product No.	Clonality	Application	Species Reactivity	Citations	SDS
<b>ZRB2279</b>	3I3-L2, recombinant monoclonal	IHC, WB, affinity binding assay	human		 

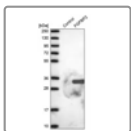


**Anti-FGFBP1 antibody produced in rabbit**

**Synonym(s):** Anti-17 kDa HBGF-binding protein antibody produced in rabbit, Anti-17 kDa heparin-binding growth factor-binding protein antibody produced in rabbit, Anti-FGF-BP antibody produced in rabbit, Anti-FGF-BP1 antibody produced in rabbit, Anti-FGF-binding protein 1 antibody produced in rabbit, Anti-FGFBP-1 antibody produced in rabbit, Anti-Fibroblast growth factor-binding protein 1 precursor antibody produced in rabbit, Anti-HBp17 antibody produced in rabbit

**All Photos (7)**


Product No.	Clonality	Application	Species Reactivity	Citations	SDS
<b>HPA004332</b>	polyclonal	IHC	human	1	




**Anti-FGFBP2 antibody produced in rabbit**

**Synonym(s):** Anti-Fibroblast growth factor binding protein 2, Anti-KSP37

**All Photos (2)**


Product No.	Clonality	Application	Species Reactivity	Citations	SDS
<b>HPA039180</b>	polyclonal	IHC	human	1	

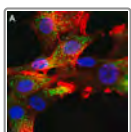


**Anti-FGFR4 antibody produced in rabbit**

**Synonym(s):** Anti-CD334, Anti-JTK2, Anti-fibroblast growth factor receptor 4



**All Photos (2)**


Product No.	Clonality	Application	Species Reactivity	Citations	SDS
<b>HPA027273</b>	polyclonal	IHC	human	1	



**Anti-FGFR1 Antibody, clone 2J21 ZooMAb<sup>®</sup> Rabbit Monoclonal**

**All Photos (8)**



Product No.	Clonality	Application	Species Reactivity	Citations	SDS
<b>ZRB1243</b>	2J21, monoclonal recombinant monoclonal	ICC, WB, affinity binding assay	mouse, human		 



### Anti-FGFR1OP2 antibody produced in rabbit

**Synonym(s):** Anti-DKFZp564O1863, Anti-FGFR1 oncogene partner 2

[All Photos](#) (5)



Product No.	Clonality	Application	Species Reactivity	Citations	SDS
<b>HPA038308</b>	polyclonal	IHC	human		
<b>HPA038696</b>	polyclonal	IF, IHC	human		



### Anti-FGL2 antibody produced in rabbit

**Synonym(s):** Anti-Fibrinogen-like protein 2, Anti-Fibroleukin, Anti-pT49

[All Photos](#) (15)


Product No.	Clonality	Application	Species Reactivity	Citations	SDS
<b>HPA026682</b>	polyclonal	IHC	human	1	
<b>HPA021011</b>	polyclonal	IHC	human	5	

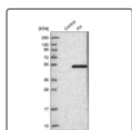


### Anti-FGR antibody produced in rabbit

**Synonym(s):** Anti-C-FGR antibody produced in rabbit, Anti-P55-FGR antibody produced in rabbit, Anti-Proto-oncogene tyrosine-protein kinase FGR antibody produced in rabbit

[All Photos](#) (7)

Product No.	Clonality	Application	Species Reactivity	Citations	SDS
<b>HPA002024</b>	polyclonal	IF, IHC	human	4	






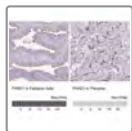
### Anti-FH antibody produced in rabbit

**Synonym(s):** Anti-fumarase, Anti-fumarate hydratase

[All Photos](#) (23)




Product No.	Clonality	Application	Species Reactivity	Citations	SDS
<a href="#">HPA025770</a>	polyclonal	IF, IHC	human	5	
<a href="#">HPA027341</a>	polyclonal	IHC	mouse, human, rat	4	
<a href="#">HPA025948</a>	polyclonal	IHC	human	3	



### Anti-FHAD1 antibody produced in rabbit

**Synonym(s):** Anti-KIAA1937, Anti-forkhead-associated (FHA) phosphopeptide binding domain 1

[All Photos](#) (3)



Product No.	Clonality	Application	Species Reactivity	Citations	SDS
<a href="#">HPA054284</a>	polyclonal	IHC	human		

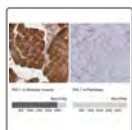


### Anti-FHIT antibody produced in rabbit

**Synonym(s):** Anti-AP3A hydrolase, Anti-AP3Aase, Anti-Bis(5'-adenosyl)-triphosphatase, Anti-Diadenosine 5',5'''- P1,P3-triphosphate hydrolase, Anti-Dinucleosidetriphosphatase, Anti-Fragile histidine triad protein

[All Photos](#) (12)



Product No.	Clonality	Application	Species Reactivity	Citations	SDS
<a href="#">HPA018909</a>	polyclonal	IHC	human	7	
<a href="#">HPA018840</a>	polyclonal	IHC	human	7	




### Anti-FHL1 antibody produced in rabbit

**Synonym(s):** Anti-FHL-1, Anti-Four and a half LIM domains protein 1, Anti-SLIM, Anti-SLIM 1, Anti-Skeletal muscle LIM-protein 1

[All Photos](#) (10)


Product No.	Clonality	Application	Species Reactivity	Citations	SDS
<a href="#">HPA001391</a>	polyclonal	IHC	human	2	
<a href="#">HPA001040</a>	polyclonal	IF, IHC	human	6	




### Anti-FHL3 antibody produced in rabbit

**Synonym(s):** Anti-Four And A Half LIM Domains 3, Anti-SLIM2

## All Photos (2)



Product No.	Clonality	Application	Species Reactivity	Citations	SDS
<a href="#">HPA045723</a>	polyclonal	IHC (p), WB	human		

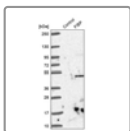


### Anti-FHL2 antibody produced in rabbit

**Synonym(s):** Anti-FHL-2 antibody produced in rabbit, Anti-Four and a half LIM domains protein 2 antibody produced in rabbit, Anti-LIM domain protein DRAL antibody produced in rabbit, Anti-SLIM 3 antibody produced in rabbit, Anti-Skeletal muscle LIM-protein 3 antibody produced in rabbit

## All Photos (16)


Product No.	Clonality	Application	Species Reactivity	Citations	SDS
<a href="#">HPA005922</a>	polyclonal	IF, IHC	human	2	
<a href="#">HPA006028</a>	polyclonal	IF, IHC	mouse, rat, human	5	





### Anti-FIBP antibody produced in rabbit

**Synonym(s):** Anti-Acidic fibroblast growth factor intracellular-binding protein, Anti-FGF-1 intracellular-binding protein, Anti-aFGF intracellular-binding protein

## All Photos (3)

Product No.	Clonality	Application	Species Reactivity	Citations	SDS
<a href="#">HPA011729</a>	polyclonal	IF, IHC, WB	human	2	

**All**  
**Photos** (7) **Anti-Fibrillar/FBL Antibody, clone 1G19 ZooMAb<sup>®</sup> Rabbit Monoclonal**


Product No.	Clonality	Application	Species Reactivity	Citations	SDS
<b>ZRB2055</b>	1G19, recombinant monoclonal	ICC, IHC, WB, affinity binding assay	mouse, rat, human	 	

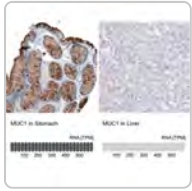


**Anti-Fibrillin-1 Antibody, clone 6C19 ZooMAb<sup>®</sup> Rabbit Monoclonal**

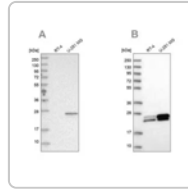
**Synonym(s):** FBN1

**All**  
**Photos** (11)

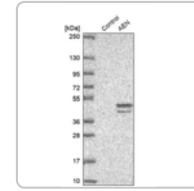
Product No.	Description	SDS
<b>ZRB1019</b>	recombinant, expressed in HEK 293 cells	 



Sigma-Aldrich  
**AMAB91533**  
Monoclonal  
Anti-MUC1...



Sigma-Aldrich  
**HPA028118**  
Anti-GUK1




Sigma-Aldrich  
**HPA0485**  
Anti-AEN  
antibody.

[View Price and Availability](#)




[View Price and Availability](#)

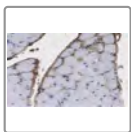
[View Price and Availability](#)



**Anti-Fibrin Antibody, clone 59D8 ZooMAb® Mouse Monoclonal**



**All Photos** (6)


Product No.	Clonality	Application	Species Reactivity	Citations	SDS
<b>ZMS1211</b>	recombinant monoclonal	IF, IHC, WB	mouse, human	  	



**Anti-Fibroblast Antibody, clone TE-7 ZooMAb® Mouse Monoclonal**

**All Photos** (15)


Product No.	Clonality	Application	Species Reactivity	Citations	SDS
<b>ZMS1048</b>	TE-7, recombinant monoclonal	FACS, ICC, IHC (p)	human	 	



**Anti-Fibroblast Growth Factor Receptor-2, Cytoplasmic antibody produced in rabbit**


**Synonym(s):** Anti-FGFR-2

**All Photos** (3)

Product No.	Clonality	Application	Species Reactivity	Citations	SDS
<b>F0300</b>	polyclonal	IHC (p), WB	human	10	




**Anti-Fibroblast Growth Factor Receptor-2, Extracellular antibody produced in rabbit**



**Synonym(s):** Anti-FGFR-2



**All Photos (5)**

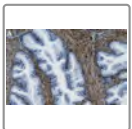
Product No.	Clonality	Application	Species Reactivity	Citations	SDS
<b>F6796</b>	polyclonal	IHC (p), WB	human	11	



**Anti-Filamin A Antibody, clone 1D12 ZooMAb<sup>®</sup> Rabbit Monoclonal**



**All Photos (14)**

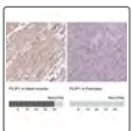
Product No.	Clonality	Application	Species Reactivity	Citations	SDS
<b>ZRB1613</b>	1D12, recombinant monoclonal	ICC, IHC (p), WB, affinity binding assay	mouse, rat, human		 



**Anti-Filamin A Antibody, clone PM6/317 ZooMAb<sup>®</sup> Mouse Monoclonal**

**All Photos (14)**


Product No.	Clonality	Application	Species Reactivity	Citations	SDS
<b>ZMS1175</b>	PM6/317, recombinant monoclonal	FACS, ICC, IHC, WB	human		 

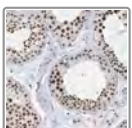


**Anti-FILIP1 antibody produced in rabbit**

**Synonym(s):** Anti-FILIP, Anti-KIAA1275


**All Photos (4)**

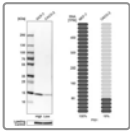
Product No.	Clonality	Application	Species Reactivity	Citations	SDS
<b>HPA053564</b>	polyclonal	IF, IHC	human		



**Anti-FIP1L1 antibody produced in rabbit**

## All Photos (6)


Product No.	Clonality	Application	Species Reactivity	Citations	SDS
<a href="#">HPA037475</a>	polyclonal	IF, IHC	human	1	




### Anti-FIS1 antibody produced in rabbit

**Synonym(s):** Anti-Fis1 homolog, Anti-Mitochondrial fission 1 protein, Anti-TPR repeat protein 11, Anti-Tetratricopeptide repeat protein 11, Anti-hFis1

## All Photos (7)


Product No.	Clonality	Application	Species Reactivity	Citations	SDS
<a href="#">HPA017430</a>	polyclonal	IF, IHC	mouse, human, rat	11	




### Anti-FKBP14 antibody produced in rabbit

**Synonym(s):** Anti-22 kDa FK506-binding protein, Anti-FK506-binding protein 14 precursor, Anti-FKBP-22, Anti-PPIase, Anti-Peptidyl-prolyl cis-trans isomerase, Anti-Rotamase

## All Photos (2)



Product No.	Clonality	Application	Species Reactivity	Citations	SDS
<a href="#">HPA013329</a>	polyclonal	IHC	human	2	

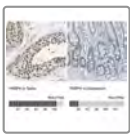


### Anti-FKBP5 antibody produced in rabbit

**Synonym(s):** Anti-FK506 binding protein 5, Anti-FKBP51, Anti-FKBP54, Anti-P54, Anti-PPIase, Anti-Ptg-10

## All Photos (11)


Product No.	Clonality	Application	Species Reactivity	Citations	SDS
<a href="#">HPA031092</a>	polyclonal	IHC	human	1	
<a href="#">HPA031093</a>	polyclonal	IF, IHC	mouse, rat, human	1	




### Anti-FKBP4 antibody produced in rabbit

**Synonym(s):** Anti-52 kDa FK506-binding protein antibody produced in rabbit, Anti-FK506-binding protein 4 antibody produced in rabbit, Anti-FKBP52 protein antibody produced in rabbit, Anti-FKBP59 antibody produced in rabbit, Anti-HBI antibody produced in rabbit, Anti-HSP-binding immunophilin antibody produced in rabbit, Anti-PPIase antibody produced in rabbit, Anti-Peptidyl-prolyl cis-trans isomerase antibody produced in rabbit, Anti-Rotamase antibody produced in rabbit, Anti-p59 protein antibody produced in rabbit

## All Photos (6)


Product No.	Clonality	Application	Species Reactivity	Citations	SDS
<a href="#">HPA006148</a>	polyclonal	IF, IHC	mouse, rat, human	5	

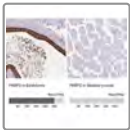


### Anti-FKBP11 antibody produced in rabbit

**Synonym(s):** Anti-Fk506 binding protein 11, 19 kda, Anti-Fkbp19

[All Photos](#) (6)


Product No.	Clonality	Application	Species Reactivity	Citations	SDS
<a href="#">HPA041709</a>	polyclonal	IF, IHC	mouse, human	1	

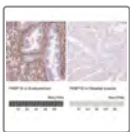


### Anti-FKBP2 antibody produced in rabbit

**Synonym(s):** Anti-FKBP-13, Anti-PPIase


[All Photos](#) (5)

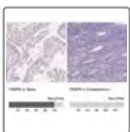
Product No.	Clonality	Application	Species Reactivity	Citations	SDS
<a href="#">HPA049405</a>	polyclonal	IF, IHC	human		



### Anti-FKBP10 antibody produced in rabbit

[All Photos](#) (6)


Product No.	Clonality	Application	Species Reactivity	Citations	SDS
<a href="#">HPA057021</a>	polyclonal	IHC	human		




### Anti-FKBP6 antibody produced in rabbit

**Synonym(s):** Anti-FKBP36, Anti-PPIase

[All Photos](#) (4)

Product No.	Clonality	Application	Species Reactivity	Citations	SDS
<a href="#">HPA061109</a>	polyclonal	IHC	human		



## Anti-FKBP7 antibody produced in rabbit

**Synonym(s):** Anti-FK506-binding protein 7 precursor, Anti-FKBP-23, Anti-PPIase, Anti-Peptidyl-prolyl cis-trans isomerase, Anti-Rotamase

[All](#)

[Photos](#) (8)

Product No.	Clonality	Application	Species Reactivity	Citations	SDS
<a href="#">HPA008707</a>	polyclonal	IF, IHC	mouse, human	3	



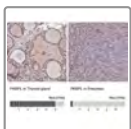
## Anti-FKBP52 Antibody, clone 4H21 **ZooMAb**<sup>®</sup> Rabbit Monoclonal

**Synonym(s):** 51 kDa FK506-binding protein, 52 kDa FK506-binding protein, 52 kDa FKBP, 59 kDa immunophilin, FK506-binding protein 4, FKBP-4, FKBP-52, FKBP51, FKBP59, HBI, HSP-binding immunophilin, Immunophilin FKBP52, PPIase FKBP4, Peptidyl-prolyl cis-trans isomerase FKBP4, Rotamase, p59

[All](#)

[Photos](#) (13)

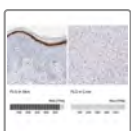
Product No.	Clonality	Application	Species Reactivity	Citations	SDS
<a href="#">ZRB1024</a>	4H21, recombinant monoclonal monoclonal	ICC, IHC (p), WB	human		



## Anti-FKBPL antibody produced in rabbit

[All Photos](#) (3)

Product No.	Clonality	Application	Species Reactivity	Citations	SDS
<a href="#">HPA043478</a>	polyclonal	IHC	human		



## Anti-FLG antibody produced in rabbit

**Synonym(s):** Anti-filaggrin


[All Photos](#) (13)

Product No.	Clonality	Application	Species Reactivity	Citations	SDS
<a href="#">HPA030189</a>	polyclonal	IHC	human	5	
<a href="#">HPA030188</a>	polyclonal	IF, IHC	human	1	



## Anti-FLNA antibody produced in rabbit







**PHOTOS**

(26)

**Synonym(s):** Anti- $\alpha$ -Filamin antibody produced in rabbit, Anti-ABP-280 antibody produced in rabbit, Anti-Actin-binding protein 280 antibody produced in rabbit, Anti-Endothelial actin-binding protein antibody produced in rabbit, Anti-Filamin-1 antibody produced in rabbit, Anti-Filamin-A antibody produced in rabbit, Anti-Nonmuscle filamin antibody produced in rabbit



Product No.	Clonality	Application	Species Reactivity	Citations	SDS
<b>HPA001115</b>	polyclonal		rat, mouse, human	2	
<b>HPA002925</b>	polyclonal	IF, IHC	rat, human, mouse	2	

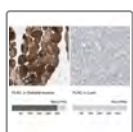


### Anti-FLNB antibody produced in rabbit

**Synonym(s):** ABP-278, FH1, FLN1L, LRS1, TABP, TAP, filamin B, beta, Fh1, Filamin-B, beta

**All Photos** (15)



Product No.	Clonality	Application	Species Reactivity	Citations	SDS
<b>HPA004886</b>	polyclonal	IHC	human	4	
<b>HPA004747</b>	polyclonal	IF, IHC	rat, human, mouse	3	

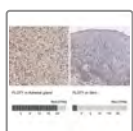


### Anti-FLNC antibody produced in rabbit

**Synonym(s):** Anti-ABP-280-like protein, Anti-ABP-L, Anti-Actin-binding- like protein, Anti-Filamin-2, Anti-Filamin-C, Anti-Gamma-filamin, Anti-Protein FLNc

**All Photos** (9)


Product No.	Clonality	Application	Species Reactivity	Citations	SDS
<b>HPA071007</b>	polyclonal	IF, IHC	human		
<b>HPA006135</b>	polyclonal	IF, IHC	human	14	



### Anti-FLOT1 antibody produced in rabbit

**Synonym(s):** Anti-Flotillin-1 antibody produced in rabbit

**All Photos** (8)


Product No.	Clonality	Application	Species Reactivity	Citations	SDS
<b>HPA001393</b>	polyclonal	IHC	human, mouse, rat	8	




### Anti-FLOT2 antibody produced in rabbit

**Synonym(s):** Anti-ESA antibody produced in rabbit, Anti-Epidermal surface antigen antibody produced in rabbit, Anti-Flotillin-2 antibody produced in rabbit



**All  
Photos** (5)

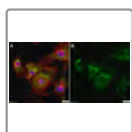
Product No.	Clonality	Application	Species Reactivity	Citations	SDS
<b>HPA001396</b>	polyclonal	IHC	mouse, human, rat	5	



**Anti-Flotillin 1 Antibody, clone 1F12-L1 ZooMAb<sup>®</sup> Rabbit Monoclonal**

**All  
Photos** (10)




Product No.	Clonality	Application	Species Reactivity	Citations	SDS
<b>ZRB1801</b>	1F12-L1, recombinant monoclonal	FACS, IHC (p), WB, affinity binding assay	mouse, rat, human		 

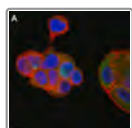


**Anti-FLT4 Antibody, clone 2F4 ZooMAb<sup>®</sup> Rabbit Monoclonal**

**Synonym(s):** Anti-TIM-3 Antibody, clone RMT3-23 ZooMAb<sup>®</sup> Rat Monoclonal



**All  
Photos** (8)

Product No.	Clonality	Application	Species Reactivity	Citations	SDS
<b>ZRB2222</b>	2F4, recombinant monoclonal	ELISA, FACS, ICC, WB, affinity binding assay	mouse, human		  



**Anti-Flt3 ligand Antibody, clone 5G18 ZooMAb<sup>®</sup> Rabbit Monoclonal**

**All  
Photos** (8)

Product No.	Clonality	Application	Species Reactivity	Citations	SDS
<b>ZRB1096</b>	5G18, recombinant monoclonal	ICC, WB, affinity	human, mouse		 

<b>Product No.</b>	<b>Clonality</b>	<b>Application</b>	<b>Species Reactivity</b>	<b>Citations</b>	<b>SDS</b>
		binding assay			


All


## Anti-FLVCR2 antibody produced in rabbit

Photos

(6)

**Synonym(s):** Anti-C14orf58, Anti-FLJ20371, Anti-Feline leukemia virus subgroup C cellular receptor family, member 2, Anti-MFSD7C


Product No.	Clonality	Application	Species Reactivity	Citations	SDS
<a href="#">HPA037984</a>	polyclonal	IHC	human	1	

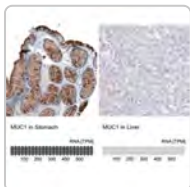


## Anti-FLYWCH2 antibody produced in rabbit

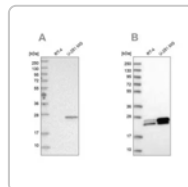
**Synonym(s):** Anti-Flywch family member 2

All Photos (3)

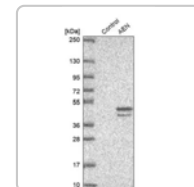
Product No.	Clonality	Application	Species Reactivity	Citations	SDS
<a href="#">HPA041354</a>	polyclonal	IF, IHC	human		



Sigma-Aldrich  
**AMAB91533**  
Monoclonal  
Anti-MUC1...



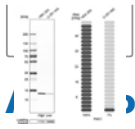
Sigma-Aldrich  
**HPA028118**  
Anti-GUK1



Sigma-Aldrich  
**HPA0485**  
Anti-AEN  
antibody.



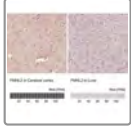
**Anti-FMC1 antibody produced in rabbit**



**Synonym(s):** Anti-FMC1, Anti-HSPC268

[Photos](#) (6)

Product No.	Clonality	Application	Species Reactivity	Citations	SDS
<a href="#">HPA050553</a>	polyclonal	IF, IHC	human		




### Anti-FMNL2 antibody produced in rabbit

**Synonym(s):** Anti-Formin homology 2 domain-containing protein 2, Anti-Formin-like protein 2

[All Photos](#) (4)

Product No.	Clonality	Application	Species Reactivity	Citations	SDS
<a href="#">HPA005464</a>	polyclonal	IF, IHC	human	9	

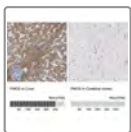


### Anti-FMNL1 antibody produced in rabbit

**Synonym(s):** Anti-C17orf1, Anti-C17orf1B, Anti-FLJ21308, Anti-FMNL, Anti-formin-like 1, Anti-CLL-associated antigen KW-13, Anti-Formin-like protein 1, Anti-Leukocyte formin

[All Photos](#) (10)

Product No.	Clonality	Application	Species Reactivity	Citations	SDS
<a href="#">HPA028288</a>	polyclonal	IHC	human		
<a href="#">HPA008129</a>	polyclonal	IF, IHC	human	4	



### Anti-FMO5 antibody produced in rabbit

**Synonym(s):** Anti-Dimethylaniline monooxygenase [N-oxide-forming] 5, Anti-Dimethylaniline oxidase 5, Anti-FMO 5, Anti-Hepatic flavin-containing monooxygenase 5

[All Photos](#) (4)


Product No.	Clonality	Application	Species Reactivity	Citations	SDS
<a href="#">HPA012373</a>	polyclonal	IF, IHC	human	2	

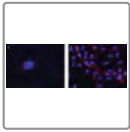


### Anti-FMO3 antibody produced in rabbit

**Synonym(s):** Anti-Dimethylaniline monooxygenase [N-oxide-forming] 3 antibody produced in rabbit, Anti-Dimethylaniline oxidase 3 antibody produced in rabbit, Anti-FMO 3 antibody produced in rabbit, Anti-FMO II antibody produced in rabbit, Anti-FMO form 2 antibody produced in rabbit, Anti-Hepatic flavin-containing monooxygenase 3 antibody produced in rabbit

[All Photos](#) (6)


Product No.	Clonality	Application	Species Reactivity	Citations	SDS
<b>HPA013750</b>	polyclonal	IHC	human	3	

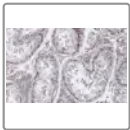


### Anti-FMR1 (C-terminal) antibody produced in rabbit

**Synonym(s):** Anti-FMRP, Anti-Fragile X Mental Retardation Protein

[All Photos](#) (4)

Product No.	Clonality	Application	Species Reactivity	Citations	SDS
<b>F4055</b>	polyclonal	IF, IP, WB	human, mouse, rat	15	





### Anti-FMR1 (C-terminal) Antibody, clone 2B16

#### ZooMAb<sup>®</sup> Rabbit Monoclonal

**Synonym(s):** FMRP, Fragile X mental retardation protein 1, Protein FMR-1, Synaptic functional regulator FMR1

[All Photos](#) (23)


Product No.	Clonality	Application	Species Reactivity	Citations	SDS
<b>ZRB1081</b>	2B16, recombinant monoclonal monoclonal	ICC, IHC, WB, affinity binding assay	mouse, human		 

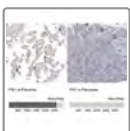


### Anti-FMR1NB antibody produced in rabbit

**Synonym(s):** Anti-Fragile X mental retardation 1 neighbor protein antibody produced in rabbit, Anti-Sarcoma antigen NY-SAR-35 antibody produced in rabbit

[All Photos](#) (4)


Product No.	Clonality	Application	Species Reactivity	Citations	SDS
<b>HPA011284</b>	polyclonal	IHC	human	4	

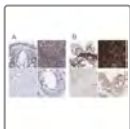


### Anti-FN1 antibody produced in rabbit

**Synonym(s):** Anti-CIG, Anti-FINC, Anti-GFND2, Anti-LETS, Anti-MSF, Anti-fibronectin 1

[All Photos](#) (6)

Product No.	Clonality	Application	Species Reactivity	Citations	SDS
<b>HPA027066</b>	polyclonal	IHC	human	9	




## Anti-FNBP1

**Synonym(s):** FBP17, KIAA0554

[All Photos](#) (6)

Product No.	Clonality	Application	Species Reactivity	Citations	SDS
<a href="#">HPA019635</a>	polyclonal	IHC	human		



## Anti-FNBP4 antibody produced in rabbit

**Synonym(s):** Anti-KIAA1014, Anti-formin binding protein 4

[All Photos](#) (3)

Product No.	Clonality	Application	Species Reactivity	Citations	SDS
<a href="#">HPA040029</a>	polyclonal	IF, IHC, WB	human		



## Anti-FNBP1 antibody produced in rabbit

**Synonym(s):** Anti-FBP17, Anti-KIAA0554, Anti-formin binding protein 1

[All Photos](#) (14)

Product No.	Clonality	Application	Species Reactivity	Citations	SDS
<a href="#">HPA022119</a>	polyclonal	IHC	human		
<a href="#">HPA019691</a>	polyclonal	IHC, WB	human		

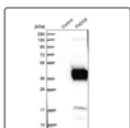


## Anti-FNBP1 Antibody, clone 3C23 ZooMAb<sup>®</sup> Rabbit Monoclonal

**Synonym(s):** Formin-binding protein 1, Formin-binding protein 17, hFBP17

[All Photos](#) (14)


Product No.	Clonality	Application	Species Reactivity	Citations	SDS
<a href="#">ZRB1109</a>	3C23, monoclonal recombinant monoclonal	ICC, IHC (p), WB	human, rat, mouse		




## Anti-FNDC8 antibody produced in rabbit

**Synonym(s):** Anti-Fibronectin type III domain-containing protein 8

## All Photos (2)


Product No.	Clonality	Application	Species Reactivity	Citations	SDS
<a href="#">HPA026521</a>	polyclonal	IHC	human		

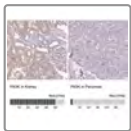


### Anti-FNDC9 antibody produced in rabbit

**Synonym(s):** Anti-C5orf40, Anti-MGC27121 gene, Anti-MGC27121), mRNA, Anti-NP\_001001343.1


## All Photos (2)

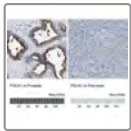
Product No.	Clonality	Application	Species Reactivity	Citations	SDS
<a href="#">HPA011115</a>	polyclonal	IHC	human	1	



### Anti-FN3K antibody produced in rabbit

## All Photos (3)


Product No.	Clonality	Application	Species Reactivity	Citations	SDS
<a href="#">HPA061358</a>	polyclonal	IHC	human		




### Anti-FOLH1 antibody produced in rabbit

**Synonym(s):** Anti-Glutamate carboxypeptidase 2 antibody produced in rabbit, Anti-Glutamate carboxypeptidase II antibody produced in rabbit, Anti-Membrane glutamate carboxypeptidase antibody produced in rabbit, Anti-N-acetylated- $\alpha$ -linked acidic dipeptidase I antibody produced in rabbit, Anti-NAALADase I antibody produced in rabbit, Anti-Pteroylpoly- $\gamma$ -glutamate carboxypeptidase antibody produced in rabbit, Anti-mGCP antibody produced in rabbit

## All Photos (5)


Product No.	Clonality	Application	Species Reactivity	Citations	SDS
<a href="#">HPA010593</a>	polyclonal	IHC	human	5	



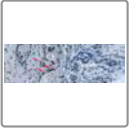
### Anti-FOPNL antibody produced in rabbit

**Synonym(s):** Anti- PHSECRG2, Anti-C16orf63, Anti-DKFZp686N1651, Anti-FLJ31153, Anti-FOR20

## All Photos (6)



Product No.	Clonality	Application	Species Reactivity	Citations	SDS
<a href="#">HPA040599</a>	polyclonal	IF, IHC	human	1	

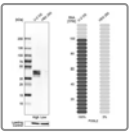




## Anti-FosB Antibody, clone 3I8 ZooMAb<sup>®</sup> Rabbit Monoclonal

[All Photos](#) (7)


Product No.	Clonality	Application	Species Reactivity	Citations	SDS
<b>ZRB2096</b>	3I8, recombinant monoclonal	ICC, IHC, WB, affinity binding assay	human	 	

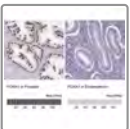


## Anti-FOSL2 antibody produced in rabbit

**Synonym(s):** Anti-Fos-related antigen 2

[All Photos](#) (7)


Product No.	Clonality	Application	Species Reactivity	Citations	SDS
<b>HPA004817</b>	polyclonal	IF, IHC	human, mouse, rat	2	



## Anti-FOXA1 antibody produced in rabbit

**Synonym(s):** Anti-HNF3A



[All Photos](#) (6)

Product No.	Clonality	Application	Species Reactivity	Citations	SDS
<b>HPA050505</b>	polyclonal	IF, IHC	human	1	



## Anti-FOXA2 Antibody, clone 1H12 ZooMAb<sup>®</sup> Rabbit Monoclonal

[All Photos](#) (10)


Product No.	Clonality	Application	Species Reactivity	Citations	SDS
<b>ZRB1872</b>	1H12, recombinant monoclonal	ICC, IHC, WB	human	 	

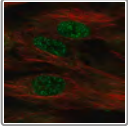


## Anti-FOXC1 antibody produced in rabbit

**Synonym(s):** Anti-ARA, Anti-FKHL7, Anti-FREAC3, Anti-Forkhead box C1, Anti-IGDA, Anti-IHG1, Anti-IRID1

## All Photos (4)


Product No.	Clonality	Application	Species Reactivity	Citations	SDS
<a href="#">HPA040670</a>	polyclonal	IF, IHC	human	9	

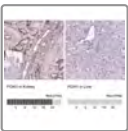


### Anti-FOXF1 antibody produced in rabbit

**Synonym(s):** Anti-FKHL5, Anti-FREAC1, Anti-forkhead box F1


## All Photos (2)

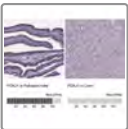
Product No.	Clonality	Application	Species Reactivity	Citations	SDS
<a href="#">HPA028886</a>	polyclonal	IHC (p), WB	human	1	



### Anti-FOXI1 antibody produced in rabbit

## All Photos (6)


Product No.	Clonality	Application	Species Reactivity	Citations	SDS
<a href="#">HPA071469</a>	polyclonal	IF, IHC	human	10	



### Anti-FOXJ1 antibody produced in rabbit

**Synonym(s):** Anti-Forkhead box protein J1 antibody produced in rabbit, Anti-Forkhead-related protein FKHL13 antibody produced in rabbit, Anti-HFH-4 antibody produced in rabbit, Anti-Hepatocyte nuclear factor 3 forkhead homolog 4 antibody produced in rabbit

## All Photos (5)


Product No.	Clonality	Application	Species Reactivity	Citations	SDS
<a href="#">HPA005714</a>	polyclonal	IHC	human	21	





### Anti-FO XK1 antibody produced in rabbit

**Synonym(s):** Anti-5164497, Anti-Forkhead box protein K1, Anti-MNF, Anti-Myocyte nuclear factor

## All Photos (15)



Product No.	Clonality	Application	Species Reactivity	Citations	SDS
<a href="#">HPA017998</a>	polyclonal	IF, IHC	human	3	

Product No.	Clonality	Application	Species Reactivity	Citations	SDS
<b>HPA018864</b>	polyclonal	IF, IHC	human	5	




### Anti-FOXL2 antibody produced in mouse

**All Photos** (15)

Product No.	Clonality	Application	Species Reactivity	Citations	SDS
<b>AMAB91809</b>	CL12762, monoclonal	IHC	human		
<b>AMAB91808</b>	CL12753, monoclonal	IHC, WB	human		

## All Photos (6) **Anti-FOXL2 antibody produced in rabbit**


Product No.	Clonality	Application	Species Reactivity	Citations	SDS
<b>HPA069613</b>	polyclonal	IF, IHC	human		

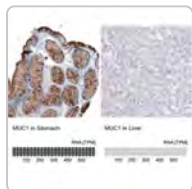


### **Anti-FOXM1 antibody produced in rabbit**

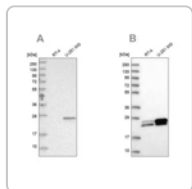
**Synonym(s):** Anti-FKHL16, Anti-Forkhead box M1, Anti-HFH-11, Anti-HNF-3, Anti-INS-1, Anti-MPHOSPH2, Anti-MPP2, Anti-TGT3, Anti-Trident

## All Photos (4)

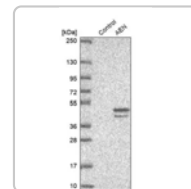
Product No.	Clonality	Application	Species Reactivity	Citations	SDS
<b>HPA029974</b>	polyclonal	IHC	human	3	



Sigma-Aldrich  
**AMAB91533**  
Monoclonal  
Anti-MUC1...



Sigma-Aldrich  
**HPA028118**  
Anti-GUK1



Sigma-Aldrich  
**HPA0485**  
Anti-AEN  
antibody.

[View Price and Availability](#)

[View Price and Availability](#)

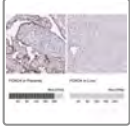
[View Price and Availat](#)



**Anti-FOXO1 antibody produced in mouse**



Product No.	Clonality	Application	Species Reactivity	Citations	SDS
<b>AMAB91844</b>	CL13278, monoclonal	WB	human		




### Anti-FOXO4 antibody produced in rabbit

**Synonym(s):** Anti-AFX1, Anti-MLLT7

[All Photos \(5\)](#)

Product No.	Clonality	Application	Species Reactivity	Citations	SDS
<b>HPA040232</b>	polyclonal	IHC	human	1	



### Anti-FOXO1 antibody produced in rabbit

**Synonym(s):** Anti-FOXO1, Anti-FOXO1A antibody produced in rabbit, Anti-Forkhead box protein O1A antibody produced in rabbit, Anti-Forkhead in rhabdomyosarcoma antibody produced in rabbit

[All Photos \(7\)](#)

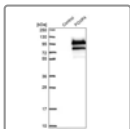
Product No.	Clonality	Application	Species Reactivity	Citations	SDS
<b>HPA001252</b>	polyclonal	IHC, WB	human, mouse	4	



### Anti-FOXO3A Antibody, clone 1G18 ZooMAb<sup>®</sup> Rabbit Monoclonal

[All Photos \(13\)](#)

Product No.	Clonality	Application	Species Reactivity	Citations	SDS
<b>ZRB1597</b>	1G18, recombinant monoclonal	ICC, IHC (p), WB, affinity binding assay	human		




## Anti-FOXP4 antibody produced in rabbit

**Synonym(s):** Anti-Fork head-related protein-like A antibody produced in rabbit, Anti-Forkhead box protein P4 antibody produced in rabbit

[All](#)

[Photos](#) (3)

Product No.	Clonality	Application	Species Reactivity	Citations	SDS
<a href="#">HPA007176</a>	polyclonal	IF, IHC	human	7	



## Anti-FOXP1 antibody produced in rabbit

**Synonym(s):** Anti-Forkhead box protein P1 antibody produced in rabbit

[All Photos](#) (7)

Product No.	Clonality	Application	Species Reactivity	Citations	SDS
<a href="#">HPA003876</a>	polyclonal	IF, IHC	human, mouse, rat	5	

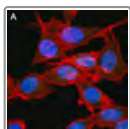


## Anti-FOXP1 Antibody, clone 1J11-H1 ZooMAb® Rabbit Monoclonal

[All](#)

[Photos](#) (13)

Product No.	Clonality	Application	Species Reactivity	Citations	SDS
<a href="#">ZRB1994</a>	1J11-H1, recombinant monoclonal	ICC, IHC, WB, affinity binding assay	monkey, human		



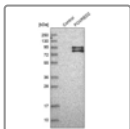
## Anti-FoxP3 Antibody, clone 4J2 ZooMAb® Rabbit Monoclonal

**Synonym(s):** Forkhead box protein P3, Scurfin

[All](#)

[Photos](#) (8)

Product No.	Clonality	Application	Species Reactivity	Citations	SDS
<a href="#">ZRB1565</a>	4J2, monoclonal recombinant monoclonal	ICC, WB, affinity binding assay	human		



## Anti-FOXRED2 antibody produced in rabbit

**Synonym(s):** Anti-FAD-dependent oxidoreductase domain containing 2, Anti-FLJ23322

[All Photos](#) (4)

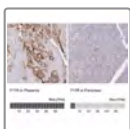
Product No.	Clonality	Application	Species Reactivity	Citations	SDS
<a href="#">HPA031611</a>	polyclonal	IHC	human		
<a href="#">HPA031612</a>	polyclonal	IHC	human		



## Anti-FPR1 Antibody, clone 1D14 ZooMAb<sup>®</sup> Rabbit Monoclonal

[All Photos](#) (8)

Product No.	Clonality	Application	Species Reactivity	Citations	SDS
<a href="#">ZRB2730</a>	recombinant monoclonal	FACS, ICC, IHC, WB, affinity binding assay	human, rat, mouse		

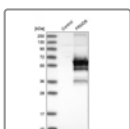


## Anti-F11R antibody produced in rabbit

**Synonym(s):** Anti-CD321, Anti-JAM-1, Anti-JAM-A, Anti-JAM1, Anti-JAMA, Anti-JCAM, Anti-PAM-1

[All Photos](#) (3)

Product No.	Clonality	Application	Species Reactivity	Citations	SDS
<a href="#">HPA061700</a>	polyclonal	IHC	human		




## Anti-FRMD8 antibody produced in rabbit

**Synonym(s):** Anti-CDNA FLJ90369 fis clone NT2RP2004447, Anti-NP\_114110.1

[All Photos](#) (2)

Product No.	Clonality	Application	Species Reactivity	Citations	SDS
<a href="#">HPA002861</a>	polyclonal	IHC	human		

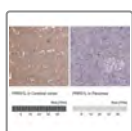


## Anti-FRMD5 antibody produced in rabbit

**Synonym(s):** Anti-FERM domain-containing protein 5 antibody produced in rabbit

[All Photos](#) (3)

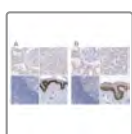
Product No.	Clonality	Application	Species Reactivity	Citations	SDS
<a href="#">HPA011746</a>	polyclonal	IHC, WB	human	3	



## Anti-FRRS1L antibody produced in rabbit

[All Photos](#) (3)

Product No.	Clonality	Application	Species Reactivity	Citations	SDS
<a href="#">HPA071086</a>	polyclonal	IHC	human		

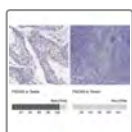


## Anti-FRS3 antibody produced in rabbit

**Synonym(s):** Anti-ALD, Anti-ALDP, Anti-AMN, Anti-FRS2 $\beta$ , Anti-FRS2B, Anti-SNT-2, Anti-adrenoleukodystrophy, Anti-fibroblast growth factor receptor substrate 3

[All Photos](#) (12)

Product No.	Clonality	Application	Species Reactivity	Citations	SDS
<a href="#">HPA030162</a>	polyclonal	IHC	human		
<a href="#">HPA030174</a>	polyclonal	IHC	rat, human		

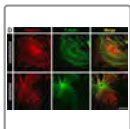


## Anti-FSCN3 antibody produced in rabbit

[All Photos](#) (3)

Product No.	Clonality	Application	Species Reactivity	Citations	SDS
<a href="#">HPA075174</a>	polyclonal	IF, IHC	human		





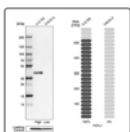
## Anti-FSCN1 antibody produced in rabbit

**Synonym(s):** Anti-55 kDa actin-bundling protein, Anti-Fascin, Anti-Singed-like protein, Anti-p55

[All](#)

[Photos \(14\)](#)

Product No.	Clonality	Application	Species Reactivity	Citations	SDS
<a href="#">HPA050654</a>	polyclonal	IHC	human		
<a href="#">HPA005723</a>	polyclonal	IF, IHC	rat, human, mouse	8	



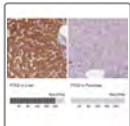
## Anti-FSTL1 antibody produced in rabbit

**Synonym(s):** Anti-FRP, Anti-FSL1, Anti-MIR198, Anti-MIRN198, Anti-hsa-mir-198, Anti-microRNA 198

[All](#)

[Photos \(6\)](#)

Product No.	Clonality	Application	Species Reactivity	Citations	SDS
<a href="#">HPA035251</a>	polyclonal	IF, IHC	human	1	



## Anti-FTCD antibody produced in rabbit

**Synonym(s):** Anti-FTCD, Anti-Formimidoyltransferase-cyclodeaminase, Anti-Formiminotetrahydrofolate cyclodeaminase, Anti-Formiminotransferase-cyclodeaminase, Anti-Glutamate formiminotransferase, Anti-Glutamate formyltransferase, Anti-LCHC1

[All](#)

[Photos \(34\)](#)


Product No.	Clonality	Application	Species Reactivity	Citations	SDS
<a href="#">HPA020073</a>	polyclonal	IHC	human	3	
<a href="#">HPA030928</a>	polyclonal	IHC, WB	human		
<a href="#">HPA030929</a>	polyclonal	IF, IHC	human		
<a href="#">HPA036114</a>	polyclonal	IF, IHC	human		

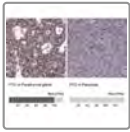


## Anti-FTL antibody produced in rabbit

**Synonym(s):** Anti-MGC71996, Anti-NBIA3

[All Photos \(5\)](#)


Product No.	Clonality	Application	Species Reactivity	Citations	SDS
<b>HPA041602</b>	polyclonal	IF, IHC	human	1	

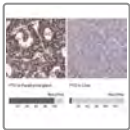


### Anti-FTO

**Synonym(s):** ALKBH9, KIAA1752, MGC5149


[All Photos](#) (3)

Product No.	Clonality	Application	Species Reactivity	Citations	SDS
<b>HPA068695</b>	polyclonal	IHC	human		



### Anti-FTO antibody produced in rabbit

[All Photos](#) (7)



Product No.	Clonality	Application	Species Reactivity	Citations	SDS
<b>HPA041086</b>	polyclonal	IHC	human		

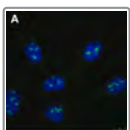


### Anti-FTO Antibody, clone 4B21 ZooMAb<sup>®</sup> Rabbit Monoclonal

**Synonym(s):** Alpha-ketoglutarate-dependent dioxygenase FTO, Fat mass and obesity-associated protein, U6 small nuclear RNA (2'-O-methyladenosine-N(6)-)-demethylase FTO, U6 small nuclear RNA N(6)-methyladenosine-demethylase FTO, m6A(m)-demethylase FTO, mRNA (2'-O-methyladenosine-N(6)-)-demethylase FTO, mRNA N(6)-methyladenosine demethylase FTO, tRNA N1-methyl adenine demethylase FTO



[All Photos](#) (23)

Product No.	Clonality	Application	Species Reactivity	Citations	SDS
<b>ZRB1052</b>	4B21, recombinant monoclonal monoclonal	ICC, IHC (p), WB, affinity binding assay	mouse, monkey, human		 




### Anti-FTSJ3 Antibody, clone 3F4 ZooMAb<sup>®</sup> Rabbit Monoclonal

[All Photos](#) (8)

Product No.	Clonality	Application	Species Reactivity	Citations	SDS
<b>ZRB1200</b>	3F4, recombinant	ELISA, ICC	human		 

Product No.	Clonality	Application	Species Reactivity	Citations	SDS
	monoclonal				




### Anti-FUBP1 antibody produced in rabbit

**Synonym(s):** Anti-DNA helicase V, Anti-FBP, Anti-FUSE-binding protein 1, Anti-Far upstream element-binding protein 1, Anti-HDH V

[All Photos](#) (9)

Product No.	Clonality	Application	Species Reactivity	Citations	SDS
<a href="#">HPA006149</a>	polyclonal	IF, IHC	mouse, rat, human	3	

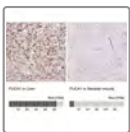


### Anti-FUBP3 antibody produced in rabbit

**Synonym(s):** Anti-FBP3, Anti-far upstream element (FUSE) binding protein 3

[All Photos](#) (2)

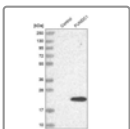
Product No.	Clonality	Application	Species Reactivity	Citations	SDS
<a href="#">HPA047658</a>	polyclonal	IHC, WB	human		



### Anti-FUCA1 antibody produced in rabbit

[All Photos](#) (13)

Product No.	Clonality	Application	Species Reactivity	Citations	SDS
<a href="#">HPA046542</a>	polyclonal	IHC	human		
<a href="#">HPA056371</a>	polyclonal	IHC	human		



### Anti-FUNDC1 antibody produced in rabbit

**Synonym(s):** Anti-FUN14 domain containing 1, Anti-MGC51029



[All Photos](#) (6)

Product No.	Clonality	Application	Species Reactivity	Citations	SDS
<a href="#">HPA038773</a>	polyclonal	IHC	human		

**All**

**Photos** (13)

## Anti-FUNDC1 Antibody, clone 1K16 ZooMAb<sup>®</sup> Rabbit Monoclonal

Product No.	Clonality	Application	Species Reactivity	Citations	SDS
<b>ZRB1282</b>	1K16, recombinant monoclonal	ICC, IHC (p), WB, affinity binding assay	human, rat	 	




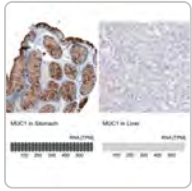
### Anti-FUS antibody produced in rabbit

**Synonym(s):** Anti-ALS6, Anti-CHOP, Anti-FUS-CHOP, Anti-FUS1, Anti-TLS, Anti-TLS/CHOP, Anti-hnRNP-P2

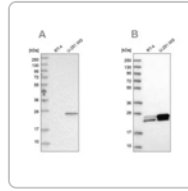
**All**

**Photos** (5)

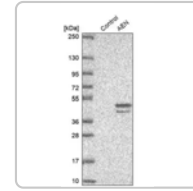
Product No.	Clonality	Application	Species Reactivity	Citations	SDS
<b>SAB4200454</b>	polyclonal	IF, IHC, WB	rat, human	8	



Sigma-Aldrich  
**AMAB91533**  
Monoclonal  
Anti-MUC1...



Sigma-Aldrich  
**HPA028118**  
Anti-GUK1





Sigma-Aldrich  
**HPA0485**  
Anti-AEN  
antibody.



**Anti-Fusion Glycoprotein F0 Antibody, clone 9-4-3**  
**ZooMAb<sup>®</sup> Mouse Monoclonal**




**All**  
**Photos** (10)


Product No.	Clonality	Application	Species Reactivity	Citations	SDS
<b>ZMS1167</b>	9-4-3, recombinant monoclonal	ELISA, ICC, affinity binding assay	virus	 	



**Anti-FUT4/CD15 Antibody, clone 1H4 ZooMAb<sup>®</sup> Rabbit**  
**Monoclonal**

**All**  
**Photos** (3)


Product No.	Clonality	Application	Species Reactivity	Citations	SDS
<b>ZRB2480</b>	recombinant monoclonal	IF, IHC, WB	human	  	



**Anti-FUZ antibody produced in rabbit**


**Synonym(s):** Anti-Flj22688, Anti-Fuzzy homolog (*Drosophila*), Anti-Fy

**All Photos** (3)

Product No.	Clonality	Application	Species Reactivity	Citations	SDS
<b>HPA041779</b>	polyclonal	IF, IHC	human	1	



**Anti-FXR2 antibody produced in rabbit**



**Synonym(s):** Anti-Fragile X mental retardation syndrome-related protein 2

**All Photos** (3)

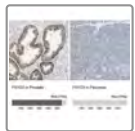
Product No.	Clonality	Application	Species Reactivity	Citations	SDS
<b>HPA022997</b>	polyclonal	IF, IHC, WB	human	2	



### Anti-FXR1 Antibody, clone 1L9 ZooMAb® Rabbit Monoclonal

**All Photos** (11)

Product No.	Clonality	Application	Species Reactivity	Citations	SDS
<b>ZRB2327</b>	1L9, recombinant monoclonal	ICC, IHC, WB, affinity binding assay	human		



### Anti-FXYD3 antibody produced in rabbit

**Synonym(s):** Anti-Chloride conductance inducer protein Mat-8 antibody produced in rabbit, Anti-FXYD domain-containing ion transport regulator 3 precursor antibody produced in rabbit, Anti-Mammary tumor 8 kDa protein antibody produced in rabbit, Anti-Phospholemman-like antibody produced in rabbit

**All Photos** (3)

Product No.	Clonality	Application	Species Reactivity	Citations	SDS
<b>HPA010856</b>	polyclonal	IHC	human	6	



### Anti-FXYD6 antibody produced in rabbit

**Synonym(s):** Anti-FXYD Domain Containing Ion Transport Regulator 6


**All Photos** (5)

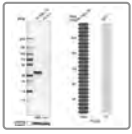
Product No.	Clonality	Application	Species Reactivity	Citations	SDS
<b>HPA041334</b>	polyclonal	IHC	human		



### Anti-FXYD4 antibody produced in rabbit

**All Photos** (6)


Product No.	Clonality	Application	Species Reactivity	Citations	SDS
<a href="#">HPA058421</a>	polyclonal	IHC	human		

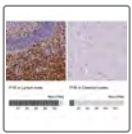


### Anti-FXYD5 antibody produced in rabbit

**Synonym(s):** Anti-Dysadherin, Anti-FXYD domain-containing ion transport regulator 5 precursor

[All Photos](#) (4)


Product No.	Clonality	Application	Species Reactivity	Citations	SDS
<a href="#">HPA010817</a>	polyclonal	IF, IHC	human	10	

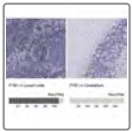


### Anti-FYB antibody produced in rabbit

**Synonym(s):** Anti-FYB-120/130, Anti-FYN binding protein, Anti-SLAP-130


[All Photos](#) (3)


Product No.	Clonality	Application	Species Reactivity	Citations	SDS
<a href="#">HPA026796</a>	polyclonal	IHC	human	5	



### Anti-FYB1 antibody produced in rabbit

[All Photos](#) (4)


Product No.	Clonality	Application	Species Reactivity	Citations	SDS
<a href="#">HPA067427</a>	polyclonal	IF, IHC	human		

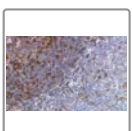


### Anti-FYN antibody produced in rabbit

**Synonym(s):** Anti-Proto-oncogene tyrosine-protein kinase Fyn, Anti-Protooncogene Syn, Anti-SLK, Anti-p59-Fyn



[All Photos](#) (5)

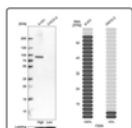
Product No.	Clonality	Application	Species Reactivity	Citations	SDS
<a href="#">HPA023887</a>	polyclonal	IF, IHC	mouse, human, rat	13	



### Anti-Fyn Antibody, clone 2F15 ZooMAb<sup>®</sup> Rabbit Monoclonal

**All Photos** (14)


Product No.	Clonality	Application	Species Reactivity	Citations	SDS
<b>ZRB1904</b>	2F15, recombinant monoclonal	FACS, ICC, IHC (p), WB, affinity binding assay	rat, mouse, human		 



**Anti-FZD6 antibody produced in rabbit**

**Synonym(s):** Anti-Frizzled-6 precursor, Anti-Fz-6, Anti-hFz6



**All Photos** (6)

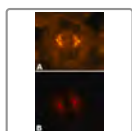
Product No.	Clonality	Application	Species Reactivity	Citations	SDS
<b>HPA017991</b>	polyclonal	IF, IHC, WB	human	5	



**Anti-gamma-Actin Antibody, clone 6J13 ZooMAb<sup>®</sup> Rabbit Monoclonal**


**All Photos** (11)


Product No.	Clonality	Application	Species Reactivity	Citations	SDS
<b>ZRB1166</b>	6J13, monoclonal recombinant monoclonal	FACS, ICC, IHC (p), WB	human, mouse, rat		 



**Anti-gamma-Tubulin (AK-15) antibody produced in rabbit**

**All Photos** (4)

Product No.	Clonality	Application	Species Reactivity	Citations	SDS
<b>T3320</b>	polyclonal	ARR, ICC, WB	human, frog, rat	59	




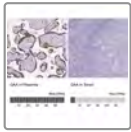
**Anti-gamma-Tubulin antibody produced in rabbit**

**Synonym(s):** Anti-gamma-Tubulin



## All Photos (6)



Product No.	Clonality	Application	Species Reactivity	Citations	SDS
<b>T3559</b>	polyclonal	ARR, IF, WB	human, chicken	167	

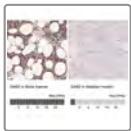


### Anti-GAA antibody produced in rabbit

**Synonym(s):** Anti-glucosidase, alpha; acid

## All Photos (8)


Product No.	Clonality	Application	Species Reactivity	Citations	SDS
<b>HPA026970</b>	polyclonal	IHC	human		
<b>HPA029126</b>	polyclonal	IHC	human	1	



### Anti-GAB2 antibody produced in rabbit

**Synonym(s):** Anti-GRB2-associated binder 2 antibody produced in rabbit, Anti-GRB2-associated-binding protein 2 antibody produced in rabbit, Anti-pp100 antibody produced in rabbit

## All Photos (6)



Product No.	Clonality	Application	Species Reactivity	Citations	SDS
<b>HPA000271</b>	polyclonal	IHC	human	9	

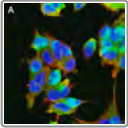


### Anti-Gab1 Antibody, clone 4B20, ZooMAb<sup>®</sup> Rabbit Monoclonal

**Synonym(s):** GRB2-associated binder 1, GRB2-associated-binding protein 1, Growth factor receptor bound protein 2-associated protein

## All Photos (8)

Product No.	Clonality	Application	Species Reactivity	Citations	SDS
<b>ZRB1348</b>	4B20, monoclonal recombinant monoclonal	IHC (p), WB, affinity binding assay	bovine, human		 





## Anti-GABA A Receptor $\alpha$ 1 Antibody, clone 3H10

### ZooMAb<sup>®</sup> Rabbit Monoclonal

**Synonym(s):** GABA(A) receptor subunit alpha-1, Gamma-aminobutyric acid receptor subunit alpha-1

[All](#)

[Photos](#) (12)

Product No.	Description	SDS
<b>ZRB1626</b>	recombinant, expressed in HEK 293 cells	 





## Anti-GABA Transporter-3 Antibody, clone 4E14

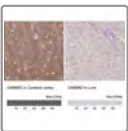
### ZooMAb<sup>®</sup> Rabbit Monoclonal

**Synonym(s):** GAT-3, Sodium- and chloride-dependent GABA transporter 3, Solute carrier family 6 member 11

[All](#)

[Photos](#) (11)

Product No.	Clonality	Application	Species Reactivity	Citations	SDS
<b>ZRB1070</b>	4E14, recombinant monoclonal monoclonal	ICC, IHC (p), WB, affinity binding assay	mouse, rat		 





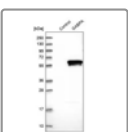
## Anti-GABBR2 antibody produced in rabbit

**Synonym(s):** Anti-G-protein coupled receptor 51, Anti-GABA-B receptor 2, Anti-GABA-B-R2, Anti-GABABR2, Anti-Gamma-aminobutyric acid type B receptor subunit 2 precursor, Anti-Gb2, Anti-HG20, Anti-GPR51, Anti-GPRC3B

[All](#)

[Photos](#) (8)

Product No.	Clonality	Application	Species Reactivity	Citations	SDS
<b>HPA013820</b>	polyclonal	IHC	human	2	
<b>HPA031684</b>	polyclonal	IHC	human		





## Anti-GABPA antibody produced in rabbit

**Synonym(s):** Anti-E4TF1-60, Anti-E4TF1A, Anti-GA binding protein transcription factor,  $\alpha$ , Anti-NFT2, Anti-NRF2, Anti-NRF2A

[All](#)

[Photos](#) (3)


Product No.	Clonality	Application	Species Reactivity	Citations	SDS
<a href="#">HPA028791</a>	polyclonal	IF, IHC	human	2	




### Anti-GABPB2 antibody produced in rabbit

**Synonym(s):** Anti-GA binding protein transcription factor,  $\beta$  subunit 2, Anti-MGC29891

[All Photos](#) (3)


Product No.	Clonality	Application	Species Reactivity	Citations	SDS
<a href="#">HPA028471</a>	polyclonal	IF, IHC	human		

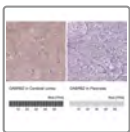


### Anti-GABRA1 antibody produced in rabbit

**Synonym(s):** Anti-EJM5


[All Photos](#) (1)

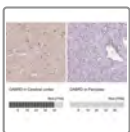
Product No.	Clonality	Application	Species Reactivity	Citations	SDS
<a href="#">HPA055746</a>	polyclonal		human	1	



### Anti-GABRB2 antibody produced in rabbit


[All Photos](#) (3)

Product No.	Clonality	Application	Species Reactivity	Citations	SDS
<a href="#">HPA067632</a>	polyclonal	IHC	human		




### Anti-GABRD antibody produced in rabbit

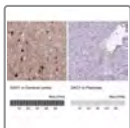
[All Photos](#) (3)

Product No.	Clonality	Application	Species Reactivity	Citations	SDS
<a href="#">HPA044371</a>	polyclonal	IHC	human		

**All Photos (4) Anti-GAD2 antibody produced in rabbit**

**Synonym(s):** Anti-Gad65, Anti-Glutamate decarboxylase 2 (pancreatic islets and brain, 65kda)


Product No.	Clonality	Application	Species Reactivity	Citations	SDS
<b>HPA044637</b>	polyclonal	IHC	human	2	

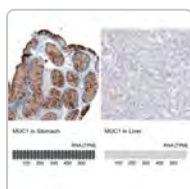


**Anti-GAD1 antibody produced in rabbit**

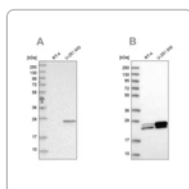
**Synonym(s):** Anti-GAD

**All Photos (5)**

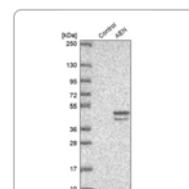
Product No.	Clonality	Application	Species Reactivity	Citations	SDS
<b>HPA058412</b>	polyclonal	IHC	human	2	



Sigma-Aldrich  
**AMAB91533**  
Monoclonal  
Anti-MUC1...



Sigma-Aldrich  
**HPA028118**  
Anti-GUK1



Sigma-Aldrich  
**HPA0485**  
Anti-AEN  
antibody.





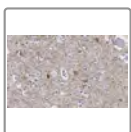
## Anti-GAD67 Antibody, clone 1G10.2 ZooMAb<sup>®</sup> Mouse Monoclonal

**Synonym(s):** 67 kDa glutamic acid decarboxylase, GAD-67, Glutamate decarboxylase 1, Glutamate decarboxylase 67 kDa isoform

[All](#)

[Photos](#) (13)

Product No.	Clonality	Application	Species Reactivity	Citations	SDS
<b>ZMS5406</b>	1G10.2, recombinant monoclonal monoclonal	ICC, IHC (p), WB	mouse, rat	 	





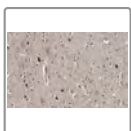
## Anti-GAD65 Antibody, clone 3B23 ZooMAb<sup>®</sup> Rabbit Monoclonal

**Synonym(s):** 65 kDa glutamic acid decarboxylase, EC:4.1.1.15, GAD-65, Glutamate decarboxylase 2, Glutamate decarboxylase 65 kDa isoform

[All](#)

[Photos](#) (17)



Product No.	Clonality	Application	Species Reactivity	Citations	SDS
<b>ZRB1091</b>	3B23, recombinant monoclonal monoclonal	ICC, IF, IHC, WB, affinity binding assay	rat, mouse, human	 	

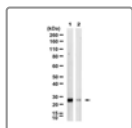


## Anti-GAD67 Antibody, clone 4B5 ZooMAb<sup>®</sup> Rabbit Monoclonal

[All](#)



[Photos](#) (11)

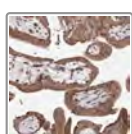
Product No.	Clonality	Application	Species Reactivity	Citations	SDS
<b>ZRB1090</b>	4B5, recombinant monoclonal monoclonal	IF, IHC (p), WB, affinity binding assay	human, rat	 	



## Anti-GADD153/DDIT3 Antibody, clone 3I18 ZooMAb<sup>®</sup> Rabbit Monoclonal

**All Photos** (7)


Product No.	Clonality	Application	Species Reactivity	Citations	SDS
<b>ZRB1483</b>	3I18, recombinant monoclonal	ELISA, WB, affinity binding assay	rat, mouse, human	 	

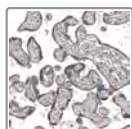


## Anti-GADD45B antibody produced in rabbit

**Synonym(s):** Anti-ARC21, Anti-DKFZP566B133, Anti-GADD45 $\beta$ , Anti-MYD118, Anti-OTTHUMG0000008026, Anti-growth arrest and DNA-damage-inducible,  $\beta$ , Anti-p21-Arc

**All Photos** (5)


Product No.	Clonality	Application	Species Reactivity	Citations	SDS
<b>HPA029816</b>	polyclonal	IF, IHC	human	5	

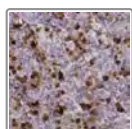


## Anti-GADD45G antibody produced in rabbit

**Synonym(s):** Anti-Cytokine-responsive protein CR6, Anti-DDIT-2, Anti-DNA-damage-inducible transcript 2, Anti-Growth arrest and DNA-damage-inducible protein GADD45 gamma

**All Photos** (6)


Product No.	Clonality	Application	Species Reactivity	Citations	SDS
<b>HPA023606</b>	polyclonal	IF, IHC	human	3	

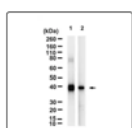


## Anti-GAL antibody produced in rabbit

**Synonym(s):** Anti-GAL-GMAP, Anti-GALN, Anti-GLNN, Anti-GMAP




**All Photos** (5)

Product No.	Clonality	Application	Species Reactivity	Citations	SDS
<b>HPA049864</b>	polyclonal	IF, IHC	human	1	



## Anti-GAL4 Antibody, clone 1F22 ZooMAb<sup>®</sup> Rabbit Monoclonal

**All Photos (6)**



Product No.	Clonality	Application	Species Reactivity	Citations	SDS
<b>ZRB2599</b>	recombinant monoclonal	ELISA, WB, affinity binding assay	yeast	  	

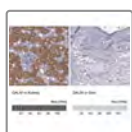


**Anti-GALK1 antibody produced in rabbit**

**Synonym(s):** Anti-Galactokinase antibody produced in rabbit, Anti-Galactose kinase antibody produced in rabbit


**All Photos (8)**

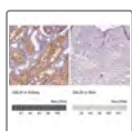
Product No.	Clonality	Application	Species Reactivity	Citations	SDS
<b>HPA016960</b>	polyclonal	IHC	human	2	
<b>HPA007094</b>	polyclonal	IF, IHC	human	2	



**Anti-GALM**

**All Photos (7)**



Product No.	Clonality	Application	Species Reactivity	Citations	SDS
<b>HPA064835</b>	polyclonal	IHC, WB	human		



**Anti-GALM antibody produced in rabbit**

**Synonym(s):** Anti-Galactose mutarotase (aldose 1-epimerase)

**All Photos (14)**


Product No.	Clonality	Application	Species Reactivity	Citations	SDS
<b>HPA035472</b>	polyclonal	IHC	human		
<b>HPA035473</b>	polyclonal	IF, IHC	human		

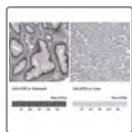


**Anti-GALNS**

**Synonym(s):** GALNAC6S, GAS



## All Photos (3)

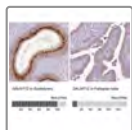
Product No.	Clonality	Application	Species Reactivity	Citations	SDS
<a href="#">HPA042433</a>	polyclonal	IHC	human		



## Anti-GALNT6 antibody produced in rabbit


## All Photos (12)

Product No.	Clonality	Application	Species Reactivity	Citations	SDS
<a href="#">HPA011762</a>	polyclonal	IHC	human	4	
<a href="#">HPA017086</a>	polyclonal	IF, IHC	human	2	



## Anti-GALNT12 antibody produced in rabbit

## All Photos (3)


Product No.	Clonality	Application	Species Reactivity	Citations	SDS
<a href="#">HPA048292</a>	polyclonal	IHC	human		



## Anti-GALNT3 antibody produced in rabbit

**Synonym(s):** Anti-GalNAc-T3 antibody produced in rabbit, Anti-Polypeptide GalNAc transferase 3 antibody produced in rabbit, Anti-Polypeptide N-acetylgalactosaminyltransferase 3 antibody produced in rabbit, Anti-Protein-UDP acetylgalactosaminyltransferase 3 antibody produced in rabbit, Anti-UDP-GalNAc:polypeptide N-acetylgalactosaminyltransferase 3 antibody produced in rabbit, Anti-pp-GaNTase 3 antibody produced in rabbit

## All Photos (4)


Product No.	Clonality	Application	Species Reactivity	Citations	SDS
<a href="#">HPA007613</a>	polyclonal	IF, IHC	human	8	




## Anti-GALNT7 antibody produced in rabbit

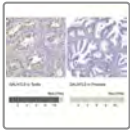
**Synonym(s):** Anti-GALNAC-T7

## All Photos (15)

Product No.	Clonality	Application	Species Reactivity	Citations	SDS
<a href="#">HPA065317</a>	polyclonal	IF, IHC	human		




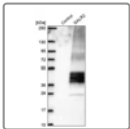
Product No.	Clonality	Application	Species Reactivity	Citations	SDS
<a href="#">HPA064243</a>	polyclonal	IF, IHC	human		



### Anti-GALNTL5 antibody produced in rabbit

[All Photos](#) (6)


Product No.	Clonality	Application	Species Reactivity	Citations	SDS
<a href="#">HPA011140</a>	polyclonal	IHC	human	3	

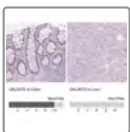


### Anti-GALR2 antibody produced in rabbit

**Synonym(s):** Anti-GALNR2, Anti-Galanin Receptor 2


[All Photos](#) (2)

Product No.	Clonality	Application	Species Reactivity	Citations	SDS
<a href="#">HPA044513</a>	polyclonal	IHC, WB	human		



### Anti-GAL3ST2 antibody produced in rabbit

[All Photos](#) (3)



Product No.	Clonality	Application	Species Reactivity	Citations	SDS
<a href="#">HPA071809</a>	polyclonal	IHC	human	1	



### Anti-GALT antibody produced in rabbit

**Synonym(s):** Anti-Gal-1-P uridylyltransferase, Anti-UDP-glucose-hexose-1-phosphate uridylyltransferase

[All Photos](#) (14)



Product No.	Clonality	Application	Species Reactivity	Citations	SDS
<a href="#">HPA004868</a>	polyclonal	IHC	mouse, rat, human	3	
<a href="#">HPA005729</a>	polyclonal	IF, IHC	human	5	

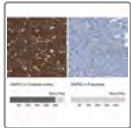


### Anti-GANAB antibody produced in rabbit

**All Photos** (13)

**Synonym(s):** Anti-Alpha-glucosidase 2, Anti-Glucosidase II subunit alpha, Anti-Neutral alpha-glucosidase AB



Product No.	Clonality	Application	Species Reactivity	Citations	SDS
<b>HPA061426</b>	polyclonal	IF, IHC	human		
<b>HPA026874</b>	polyclonal	IHC	human	3	



**Anti-GAP43 antibody produced in rabbit**

**Synonym(s):** Anti-Axonal membrane protein GAP-43, Anti-Growth-associated protein 43, Anti-Neural phosphoprotein B-50, Anti-Neuromodulin, Anti-PP46

**All Photos** (10)



Product No.	Clonality	Application	Species Reactivity	Citations	SDS
<b>HPA013392</b>	polyclonal	IF, IHC	human	5	
<b>HPA015600</b>	polyclonal	IF, IHC	human	4	




**Anti-GAP43 Antibody, clone 1D6 , ZooMAb® Rabbit Monoclonal**

**Synonym(s):** Axonal membrane protein GAP-43, Growth-associated protein 43, Neural phosphoprotein B-50, Neuromodulin, pp46

**All Photos** (13)



Product No.	Clonality	Application	Species Reactivity	Citations	SDS
<b>ZRB1220</b>	1D6, recombinant monoclonal	ICC, IHC (p), WB	human		 




**Anti-GAPDH antibody produced in rabbit**

**Synonym(s):** Anti-GAPD, Anti-Glyceraldehyde-3-phosphate dehydrogenase



**All Photos** (8)

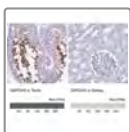
Product No.	Clonality	Application	Species Reactivity	Citations	SDS
<b>HPA061280</b>	polyclonal	IF	human	2	
<b>HPA040067</b>	polyclonal	IF, IHC	human	18	



## Anti-GAPDH Antibody, clone 10B13, ZooMAb® Rabbit Monoclonal

**All Photos** (10)


Product No.	Clonality	Application	Species Reactivity	Citations	SDS
<b>ZRB374</b>	10B13, monoclonal recombinant monoclonal	IF, IHC (p), WB	human		 

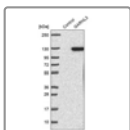


## Anti-GAPDHS antibody produced in rabbit

**Synonym(s):** Anti-GAPD2, Anti-GAPDH-2, Anti-GAPDS

**All Photos** (4)


Product No.	Clonality	Application	Species Reactivity	Citations	SDS
<b>HPA042666</b>	polyclonal	IF, IHC	human	1	




## Anti-GARNL3 antibody produced in rabbit

**Synonym(s):** Anti-GTPase-activating Rap/Ran-GAP domain-like protein 3

**All Photos** (2)



Product No.	Clonality	Application	Species Reactivity	Citations	SDS
<b>HPA022433</b>	polyclonal	IHC	human	1	



## Anti-GARS antibody produced in rabbit


**Synonym(s):** Anti-GlyRS, Anti-Glycine--tRNA ligase, Anti-Glycyl-tRNA synthetase

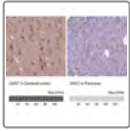
**All Photos** (14)

Product No.	Clonality	Application	Species Reactivity	Citations	SDS
<b>HPA019097</b>	polyclonal	IHC	human, rat, mouse	6	
<b>HPA017896</b>	polyclonal	IF, IHC	human	4	

**All Photos (5) Anti-GAS8 antibody produced in rabbit**

**Synonym(s):** Anti-GAS11, Anti-growth arrest-specific 8


Product No.	Clonality	Application	Species Reactivity	Citations	SDS
<b>HPA041311</b>	polyclonal	IF	human	7	

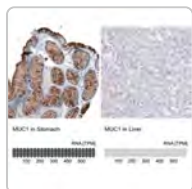


**Anti-GAS7 antibody produced in rabbit**

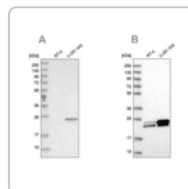
**Synonym(s):** Anti-KIAA0394, Anti-MGC1348, Anti-growth arrest-specific 7

**All Photos (4)**

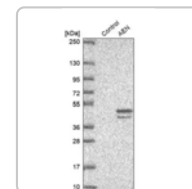
Product No.	Clonality	Application	Species Reactivity	Citations	SDS
<b>HPA004838</b>	polyclonal	IHC	human	4	



Sigma-Aldrich  
**AMAB91533**  
Monoclonal  
Anti-MUC1...



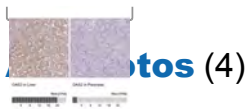
Sigma-Aldrich  
**HPA028118**  
Anti-GUK1



Sigma-Aldrich  
**HPA0485**  
Anti-AEN  
antibody.



**Anti-GAS2 antibody produced in rabbit**



Photos (4)

Product No.	Clonality	Application	Species Reactivity	Citations	SDS
<a href="#">HPA058904</a>	polyclonal	IF, IHC	human		

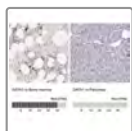


### Anti-GAS2L2 antibody produced in rabbit

**Synonym(s):** Anti-GAR17

[All Photos](#) (3)

Product No.	Clonality	Application	Species Reactivity	Citations	SDS
<a href="#">HPA044370</a>	polyclonal	IHC	human		



### Anti-GATA1 antibody produced in rabbit

[All Photos](#) (6)

Product No.	Clonality	Application	Species Reactivity	Citations	SDS
<a href="#">HPA000232</a>	polyclonal	IHC	human	1	



### Anti-GATA2 antibody produced in rabbit

**Synonym(s):** Anti-Endothelial transcription factor GATA-2 antibody produced in rabbit, Anti-GATA-binding protein 2 antibody produced in rabbit

[All Photos](#) (4)

Product No.	Clonality	Application	Species Reactivity	Citations	SDS
<a href="#">HPA005633</a>	polyclonal	IF, IHC	human	7	



### Anti-GATA4 Antibody, clone 1K15 ZooMAb<sup>®</sup> Rabbit Monoclonal

**Synonym(s):** Anti-ReiB Antibody, clone 1M14 ZooMAb<sup>®</sup> Rabbit Monoclonal

[All Photos](#) (9)



Product No.	Clonality	Application	Species Reactivity	Citations	SDS
<a href="#">ZRB1601</a>	1K15, recombinant monoclonal	FACS, ICC, IHC, WB,	mouse, rat, human		

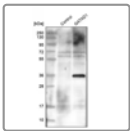
Product No.	Clonality	Application	Species Reactivity	Citations	SDS
		affinity binding assay			



## Anti-GATA-3 Antibody, clone 1B11 ZooMAb<sup>®</sup> Rabbit Monoclonal

**All Photos** (11)


Product No.	Clonality	Application	Species Reactivity	Citations	SDS
<b>ZRB1775</b>	1B11, recombinant monoclonal	ICC, IHC (p), WB, affinity binding assay	human, mouse		 



## Anti-GATAD1 antibody produced in rabbit

**Synonym(s):** Anti-GATA zinc finger domain containing 1 antibody produced in rabbit

**All Photos** (3)



Product No.	Clonality	Application	Species Reactivity	Citations	SDS
<b>HPA006105</b>	polyclonal	IF, IHC (p), WB	human	2	

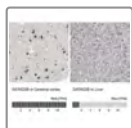


## Anti-GATAD2A antibody produced in rabbit

**Synonym(s):** Anti-GATA zinc finger domain-containing protein 2A antibody produced in rabbit, Anti-Hp66 $\alpha$  antibody produced in rabbit, Anti-Transcriptional repressor p66  $\alpha$  antibody produced in rabbit, Anti-GATA zinc finger domain-containing protein 2A, Anti-Hp66alpha, Anti-Transcriptional repressor p66-alpha

**All Photos** (15)

Product No.	Clonality	Application	Species Reactivity	Citations	SDS
<b>HPA006759</b>	polyclonal	IF, IHC	human, mouse, rat	7	
<b>HPA024373</b>	polyclonal	IF, IHC	human		



## Anti-GATAD2B antibody produced in rabbit

**Synonym(s):** Anti-GATA zinc finger domain- containing protein 2B, Anti-Transcriptional repressor p66-beta, Anti-p66/p68

[All](#)

[Photos](#) (8)

Product No.	Clonality	Application	Species Reactivity	Citations	SDS
<a href="#">HPA017015</a>	polyclonal	IF, IHC	human, rat, mouse	3	



## Anti-GATM antibody produced in rabbit

**Synonym(s):** Anti-AT, Anti-Glycine amidinotransferase, mitochondrial, Anti-L-arginine:glycine amidinotransferase, Anti-Transamidinase

[All](#)

[Photos](#) (7)

Product No.	Clonality	Application	Species Reactivity	Citations	SDS
<a href="#">HPA026077</a>	polyclonal	IF, IHC	human	4	



## Anti-GBAS antibody produced in rabbit

**Synonym(s):** Anti-NIPSNAP2

[All Photos](#) (7)

Product No.	Clonality	Application	Species Reactivity	Citations	SDS
<a href="#">HPA063084</a>	polyclonal	IF, IHC	human		



## Anti-GBE1 antibody produced in rabbit

**Synonym(s):** Anti-Glucan (1,4- $\alpha$ -), branching enzyme 1

[All Photos](#) (19)


Product No.	Clonality	Application	Species Reactivity	Citations	SDS
<a href="#">HPA038073</a>	polyclonal	IF, IHC	human	2	
<a href="#">HPA038074</a>	polyclonal	IHC	human, mouse, rat		
<a href="#">HPA038075</a>	polyclonal	IHC	rat, human		

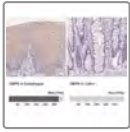


## Anti-GBP4 antibody produced in rabbit

**Synonym(s):** Anti-Mpa2, Anti-guanylate binding protein 4

## All Photos (5)


Product No.	Clonality	Application	Species Reactivity	Citations	SDS
<a href="#">HPA030101</a>	polyclonal	IHC	human		




### Anti-GBP6 antibody produced in rabbit

**Synonym(s):** Anti-BTF3a, Anti-BTF3b, Anti-DKFZp686G0786, Anti-NACB, Anti-guanylate binding protein family, member 6

## All Photos (7)


Product No.	Clonality	Application	Species Reactivity	Citations	SDS
<a href="#">HPA027744</a>	polyclonal	IHC	human	1	

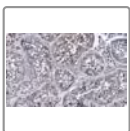


### Anti-G3BP1 antibody produced in rabbit

**Synonym(s):** Anti-ATP-dependent DNA helicase VIII, Anti-G3BP-1, Anti-GAP SH3 domain-binding protein 1, Anti-HDH-VIII, Anti-Ras GTPase-activating protein-binding protein 1



## All Photos (7)

Product No.	Clonality	Application	Species Reactivity	Citations	SDS
<a href="#">HPA004052</a>	polyclonal	IF, IHC	human, mouse, rat	4	



### Anti-G3BP1 Antibody, clone 1B10 ZooMAb<sup>®</sup> Rabbit Monoclonal

## All Photos (15)

Product No.	Clonality	Application	Species Reactivity	Citations	SDS
<a href="#">ZRB1789</a>	1B10, recombinant monoclonal	ICC, IHC (p), WB	human, mouse		 






### Anti-G3BP2 antibody produced in rabbit

**Synonym(s):** Anti-G3BP-2, Anti-GAP SH3 domain-binding protein 2, Anti-Ras GTPase-activating protein-binding protein 2

## All Photos (15)





Product No.	Clonality	Application	Species Reactivity	Citations	SDS
<a href="#">HPA018425</a>	polyclonal	IHC	human	7	
<a href="#">HPA018304</a>	polyclonal	IF, IHC	human	12	



### Anti-GC antibody produced in rabbit

**Synonym(s):** Anti-DBP antibody produced in rabbit, Anti-Gc-globulin antibody produced in rabbit, Anti-Group-specific component antibody produced in rabbit, Anti-VDB antibody produced in rabbit, Anti-Vitamin D-binding protein precursor antibody produced in rabbit, Anti-DBP, Anti-Gc-globulin, Anti-Group-specific component, Anti-VDB, Anti-Vitamin D-binding protein

[All Photos](#) (5)



Product No.	Clonality	Application	Species Reactivity	Citations	SDS
<a href="#">HPA001526</a>	polyclonal	IHC	human	2	
<a href="#">HPA019855</a>	polyclonal	IHC	mouse, rat, human	5	



### Anti-GCA antibody produced in rabbit

**Synonym(s):** Anti-GCL, Anti-Grancalcin, EF-hand calcium binding protein

[All Photos](#) (16)



Product No.	Clonality	Application	Species Reactivity	Citations	SDS
<a href="#">HPA035033</a>	polyclonal	IF, IHC	human		
<a href="#">HPA035034</a>	polyclonal	IF, IHC	human		

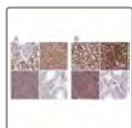


### Anti-GCC1 antibody produced in rabbit

**Synonym(s):** Anti-GRIP and coiled-coil domain-containing protein 1, Anti-Golgi coiled-coil protein 1

[All Photos](#) (15)

Product No.	Clonality	Application	Species Reactivity	Citations	SDS
<a href="#">HPA019369</a>	polyclonal	IF, IHC, WB	human	3	
<a href="#">HPA021323</a>	polyclonal	IF, IHC	human, mouse, rat	5	

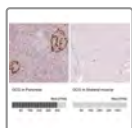


## Anti-GCDH antibody produced in rabbit

**Synonym(s):** Anti-ACAD5, Anti-glutaryl-CoA dehydrogenase

[All Photos](#) (14)

Product No.	Clonality	Application	Species Reactivity	Citations	SDS
<a href="#">HPA048492</a>	polyclonal	IHC	human	1	
<a href="#">HPA043252</a>	polyclonal	IF, IHC	human		




## Anti-GCG antibody produced in rabbit

**Synonym(s):** Anti-GLP1, Anti-GLP2, Anti-GRPP

[All Photos](#) (13)

Product No.	Clonality	Application	Species Reactivity	Citations	SDS
<a href="#">HPA036761</a>	polyclonal	IHC	human		
<a href="#">HPA036760</a>	polyclonal	IF, IHC	human	1	

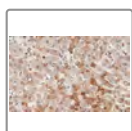


## Anti-GCLC antibody produced in rabbit

**Synonym(s):** Anti-GCS, Anti-GLCL, Anti-GLCLC, Anti-Glutamate-cysteine ligase, catalytic subunit

[All Photos](#) (2)

Product No.	Clonality	Application	Species Reactivity	Citations	SDS
<a href="#">HPA036359</a>	polyclonal	IHC	human	1	

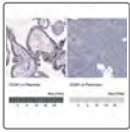


## Anti-GCLM Antibody, clone 1D19 ZooMAb<sup>®</sup> Rabbit Monoclonal

[All Photos](#) (12)

Product No.	Clonality	Application	Species Reactivity	Citations	SDS
<a href="#">ZRB2011</a>	1D19, recombinant monoclonal	FACS, ICC, IHC, WB, affinity	mouse, human, monkey		

Product No.	Clonality	Application	Species Reactivity	Citations	SDS
		binding assay			



### Anti-GCM1 antibody produced in rabbit

[All Photos](#) (3)

Product No.	Clonality	Application	Species Reactivity	Citations	SDS
<b>HPA073469</b>	polyclonal	IF, IHC	human		

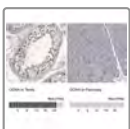


### Anti-GCN1 antibody produced in rabbit

**Synonym(s):** Anti-GCN1L, Anti-GCN1L1, Anti-KIAA0219

[All Photos](#) (18)

Product No.	Clonality	Application	Species Reactivity	Citations	SDS
<b>HPA024367</b>	polyclonal	IHC	human		
<b>HPA019648</b>	polyclonal	IF, IHC, WB	human	1	
<b>HPA018799</b>	polyclonal	IF, IHC	human	4	



### Anti-GCNA antibody produced in rabbit

**Synonym(s):** ACRC, NAAR1

[All Photos](#) (8)


Product No.	Clonality	Application	Species Reactivity	Citations	SDS
<b>HPA030870</b>	polyclonal	IF, IHC	human		
<b>HPA023476</b>	polyclonal	IF, IHC	human	3	



### Anti-GCNT3 antibody produced in rabbit




**Synonym(s):** Anti-Glucosaminyl(N-acetyl) transferase 3, mucin type antibody produced in rabbit

[All Photos](#) (5)

Product No.	Clonality	Application	Species Reactivity	Citations	SDS
<b>HPA011154</b>	polyclonal	IF, IHC	human	8	

## All Anti-GDA antibody produced in rabbit

**Photos** (21) **Synonym(s):** Anti-guanine deaminase, Anti-GAH, Anti-Guanase, Anti-Guanine aminase, Anti-Guanine aminohydrolase, Anti-Guanine deaminase, Anti-p51-nedasin



Product No.	Clonality	Application	Species Reactivity	Citations	SDS
<a href="#">HPA030387</a>	polyclonal	IHC	human		
<a href="#">HPA019352</a>	polyclonal	IHC	human	7	
<a href="#">HPA024099</a>	polyclonal	IF, IHC	human		

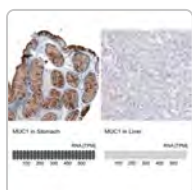


## Anti-GDAP1 antibody produced in rabbit

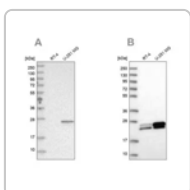
**Synonym(s):** Anti-GDAP1, Anti-Ganglioside-induced differentiation-associated protein 1

**All Photos** (16)

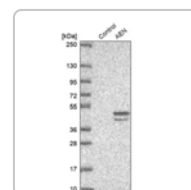
Product No.	Clonality	Application	Species Reactivity	Citations	SDS
<a href="#">HPA024334</a>	polyclonal	IHC	human	2	
<a href="#">HPA014266</a>	polyclonal	IF, IHC	human	4	




Sigma-Aldrich  
**AMAB91533**  
Monoclonal  
Anti-MUC1...



Sigma-Aldrich  
**HPA028118**  
Anti-GUK1



**HPA0485**  
Anti-AEN  
antibody.

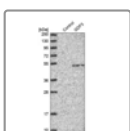


### Anti-GDAP2 antibody produced in rabbit

**Synonym(s):** Anti-FLJ20142, Anti-Ganglioside Induced Differentiation Associated Protein 2, Anti-dJ776P7.1

[All Photos](#) (6)

Product No.	Clonality	Application	Species Reactivity	Citations	SDS
<a href="#">HPA046185</a>	polyclonal	IF, IHC	human		

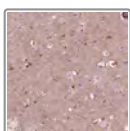


### Anti-GDF3 antibody produced in rabbit

**Synonym(s):** Anti-GDF-3, Anti-Growth/differentiation factor 3

[All Photos](#) (2)

Product No.	Clonality	Application	Species Reactivity	Citations	SDS
<a href="#">HPA018468</a>	polyclonal	IHC	human	6	



### Anti-GDF11 antibody produced in rabbit

[All Photos](#) (4)

Product No.	Clonality	Application	Species Reactivity	Citations	SDS
<a href="#">HPA069609</a>	polyclonal	IHC	human		

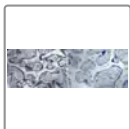


### Anti-GDF15 antibody produced in rabbit

**Synonym(s):** Anti-Growth/differentiation factor 15 precursor, Anti-MIC-1, Anti-Macrophage inhibitory cytokine 1, Anti-NAG-1, Anti-NGR-1, Anti-NSAID-regulated protein 1, Anti-Placental TGF- $\beta$ , Anti-Placental bone morphogenetic protein, Anti-Prostate differentiation factor




[All Photos](#) (7)

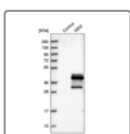
Product No.	Clonality	Application	Species Reactivity	Citations	SDS
<a href="#">HPA011191</a>	polyclonal	IF, IHC	human	13	



## Anti-GDF15/NAG-1 Antibody, clone 1K11 ZooMAb<sup>®</sup> Rabbit Monoclonal

[All Photos](#) (8)


Product No.	Clonality	Application	Species Reactivity	Citations	SDS
<b>ZRB2590</b>	recombinant monoclonal	FACS, ICC, IHC, WB, affinity binding assay	human	  	




## Anti-GEM antibody produced in rabbit

**Synonym(s):** Anti-GTP binding protein overexpressed in skeletal muscle, Anti-KIR, Anti-XNPEP2, Anti-apelin


[All Photos](#) (2)

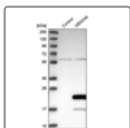
Product No.	Clonality	Application	Species Reactivity	Citations	SDS
<b>HPA024798</b>	polyclonal	IHC	human	4	



## Anti-GEMIN4 antibody produced in rabbit

[All Photos](#) (3)


Product No.	Clonality	Application	Species Reactivity	Citations	SDS
<b>HPA065699</b>	polyclonal	IF	human		

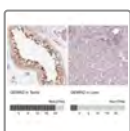


## Anti-GEMIN6 antibody produced in rabbit

**Synonym(s):** Anti-FLJ23459, Anti-Gem (nuclear organelle) associated protein 6

[All Photos](#) (2)


Product No.	Clonality	Application	Species Reactivity	Citations	SDS
<b>HPA035726</b>	polyclonal	IHC	human		



## Anti-GEMIN2 antibody produced in rabbit

**Synonym(s):** Anti-SIP1



## All Photos (3)

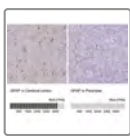
Product No.	Clonality	Application	Species Reactivity	Citations	SDS
<a href="#">HPA046570</a>	polyclonal	IHC	human		



### Anti-Geminin Antibody, clone 1K11 ZooMAb<sup>®</sup> Rabbit Monoclonal

## All Photos (13)



Product No.	Clonality	Application	Species Reactivity	Citations	SDS
<a href="#">ZRB1816</a>	1K11, recombinant monoclonal	ICC, IHC (p), WB, affinity binding assay	human		 




### Anti-GFAP antibody produced in rabbit

**Synonym(s):** Anti-FLJ45472



## All Photos (15)

Product No.	Clonality	Application	Species Reactivity	Citations	SDS
<a href="#">HPA063513</a>	polyclonal	IHC	human		
<a href="#">HPA056030</a>	polyclonal	IF, IHC	human, mouse	26	



### Anti-GFAP Antibody, clone 2E8, ZooMAb<sup>®</sup> Rabbit Monoclonal

## All Photos (20)

Product No.	Clonality	Application	Species Reactivity	Citations	SDS
<a href="#">ZRB2383</a>	2E8, monoclonal recombinant monoclonal	ICC, IF, IHC (p), WB	human, rat, mouse	1	 






### Anti-GFAP Antibody, clone GA5 ZooMAb<sup>®</sup> Mouse Monoclonal





**Synonym(s):** Anti-V5 Tag Antibody, clone 1K20-L2 ZooMAb<sup>®</sup> Rabbit Monoclonal

[Photos \(7\)](#)




Product No.	Clonality	Application	Species Reactivity	Citations	SDS
<b>ZMS1196</b>	GA5, recombinant monoclonal	IF, IHC, WB	mouse, rat	  	



### Anti-GFM1 antibody produced in rabbit

**Synonym(s):** Anti-EFGM, Anti-EGF1, Anti-GFM, Anti-G elongation factor, mitochondrial 1

[All Photos \(14\)](#)


Product No.	Clonality	Application	Species Reactivity	Citations	SDS
<b>HPA034764</b>	polyclonal	IHC	human		
<b>HPA034765</b>	polyclonal	IHC	human	2	
<b>HPA061405</b>	polyclonal	IF	human		

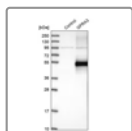


### Anti-GFRA2 antibody produced in rabbit

**Synonym(s):** Anti-GDNF family receptor alpha-2, Anti-GDNFR-beta, Anti-GFR-alpha-2, Anti-NRTNR-alpha, Anti-NTNR-alpha, Anti-Neurturin receptor alpha, Anti-RET ligand 2, Anti-TGF-beta-related neurotrophic factor receptor 2

[All Photos \(2\)](#)


Product No.	Clonality	Application	Species Reactivity	Citations	SDS
<b>HPA024704</b>	polyclonal	IHC	human	3	



### Anti-GFRA3 antibody produced in rabbit

**Synonym(s):** Anti-GDNF family receptor alpha-3, Anti-GFR-alpha-3

[All Photos \(6\)](#)

Product No.	Clonality	Application	Species Reactivity	Citations	SDS
<b>HPA020731</b>	polyclonal	IF, IHC	human	4	



## Anti-GGACT antibody produced in rabbit

**Synonym(s):** Anti-A2LD1

[All Photos](#) (3)

Product No.	Clonality	Application	Species Reactivity	Citations	SDS
<a href="#">HPA065320</a>	polyclonal	IHC	human		



## Anti-GGPS1 antibody produced in rabbit

**Synonym(s):** Anti-GGPPS1, Anti-Geranylgeranyl diphosphate synthase 1

[All Photos](#) (7)

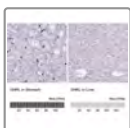
Product No.	Clonality	Application	Species Reactivity	Citations	SDS
<a href="#">HPA029472</a>	polyclonal	IHC	human		



## Anti-GHR antibody produced in rabbit

[All Photos](#) (3)

Product No.	Clonality	Application	Species Reactivity	Citations	SDS
<a href="#">HPA045339</a>	polyclonal	IHC	human		



## Anti-GHRL antibody produced in rabbit

**Synonym(s):** Anti-Appetite-regulating hormone precursor, Anti-Growth hormone secretagogue, Anti-Growth hormone-releasing peptide, Anti-M46 protein, Anti-Motilin-related peptide

[All Photos](#) (6)



Product No.	Clonality	Application	Species Reactivity	Citations	SDS
<a href="#">HPA014246</a>	polyclonal	IHC	human	2	

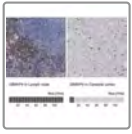


## Anti-GIF antibody produced in rabbit

**Synonym(s):** Anti-Gastric intrinsic factor (vitamin b synthesis), Anti-If, Anti-Ifmh, Anti-Inf, Anti-Tcn3




[All Photos](#) (12)

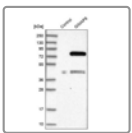
Product No.	Clonality	Application	Species Reactivity	Citations	SDS
<a href="#">HPA039908</a>	polyclonal	IHC	human	1	
<a href="#">HPA040774</a>	polyclonal	IHC	human	5	



### Anti-GIMAP4 antibody produced in rabbit



[All Photos](#) (18)

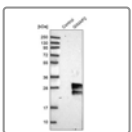
Product No.	Clonality	Application	Species Reactivity	Citations	SDS
<a href="#">HPA019137</a>	polyclonal	IHC	human	4	
<a href="#">HPA027198</a>	polyclonal	IHC	human		
<a href="#">HPA019135</a>	polyclonal	IHC	human	3	



### Anti-GIMAP8 antibody produced in rabbit


[All Photos](#) (4)

Product No.	Clonality	Application	Species Reactivity	Citations	SDS
<a href="#">HPA017765</a>	polyclonal	IHC	human	3	
<a href="#">HPA014474</a>	polyclonal	IHC	human	4	



### Anti-GIMAP2 antibody produced in rabbit

[All Photos](#) (2)



Product No.	Clonality	Application	Species Reactivity	Citations	SDS
<a href="#">HPA013589</a>	polyclonal	IHC	human	1	



### Anti-GIMAP7 antibody produced in rabbit

**Synonym(s):** Anti-GTPase IMAP family member 7, Anti-Immunity-associated nucleotide 7 protein

[All Photos](#) (9)


Product No.	Clonality	Application	Species Reactivity	Citations	SDS
<a href="#">HPA020268</a>	polyclonal	IHC, WB	human	5	
<a href="#">HPA020266</a>	polyclonal	IF, IHC	human	3	




### Anti-GINS2 antibody produced in rabbit

**Synonym(s):** Anti-PSF2, Anti-Pfs2

[All Photos](#) (3)



Product No.	Clonality	Application	Species Reactivity	Citations	SDS
<a href="#">HPA057285</a>	polyclonal	IF, IHC	human	2	



### Anti-GINS4 antibody produced in rabbit

**Synonym(s):** Anti-DNA replication complex GINS protein SLD5, Anti-GINS complex subunit 4

[All Photos](#) (8)



Product No.	Clonality	Application	Species Reactivity	Citations	SDS
<a href="#">HPA026580</a>	polyclonal	IHC	human		
<a href="#">HPA024663</a>	polyclonal	IF, IHC	human	5	



### Anti-GIP antibody produced in rabbit

**Synonym(s):** Anti-GIP, Anti-Gastric inhibitory polypeptide, Anti-Glucose-dependent insulinotropic polypeptide


[All Photos](#) (6)

Product No.	Clonality	Application	Species Reactivity	Citations	SDS
<a href="#">HPA064596</a>	polyclonal	IF, IHC	human		
<a href="#">HPA021612</a>	polyclonal	IHC	human	1	

**All  
Photos** (1)

**Anti-GIPC1**

**Synonym(s):** C19orf3, GIPC, GLUT1CBP, Hs.6454, NIP, RGS19IP1, SEMCAP, SYNECTIN, TIP-2


Product No.	Clonality	Application	Species Reactivity	Citations	SDS
<b>HPA061786</b>	polyclonal	WB	human		

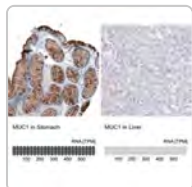


**Anti-GIPC1 antibody produced in rabbit**

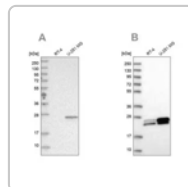
**Synonym(s):** Anti-C19orf3, Anti-GIPC, Anti-GIPC PDZ Domain Containing Family, Member 1, Anti-GLUT1CBP, Anti-Hs.6454, Anti-NIP, Anti-RGS19IP1, Anti-SEMCAP, Anti-SYNECTIN, Anti-TIP-2

**All  
Photos** (2)

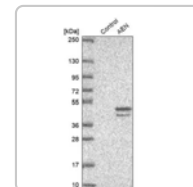
Product No.	Clonality	Application	Species Reactivity	Citations	SDS
<b>HPA043958</b>	polyclonal	IHC	human		



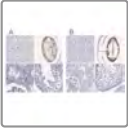
**Sigma-Aldrich**  
**AMAB91533**  
**Monoclonal**  
**Anti-MUC1...**



**Sigma-Aldrich**  
**HPA028118**  
**Anti-GUK1**



**Sigma-Aldric**  
**HPA0485**  
**Anti-AEN**  
**antibody.**

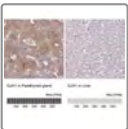


## Anti-GJA8 antibody produced in rabbit

**Synonym(s):** CAE, CAE1, CX50, CZP1

[All Photos](#) (10)

Product No.	Clonality	Application	Species Reactivity	Citations	SDS
<a href="#">HPA014715</a>	polyclonal	IHC	human		
<a href="#">HPA062940</a>	polyclonal	IHC	human		




## Anti-GJA1 antibody produced in rabbit

**Synonym(s):** Anti-CX43, Anti-GJAL, Anti-ODD, Anti-ODDD, Anti-ODOD, Anti-SDTY3

[All Photos](#) (6)

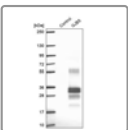
Product No.	Clonality	Application	Species Reactivity	Citations	SDS
<a href="#">HPA035097</a>	polyclonal	IHC	human	2	



## Anti-GJA5 antibody produced in rabbit

[All Photos](#) (3)

Product No.	Clonality	Application	Species Reactivity	Citations	SDS
<a href="#">HPA071370</a>	polyclonal	IF, IHC	human		

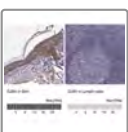


## Anti-GJB5 antibody produced in rabbit

**Synonym(s):** Anti-CX31.1, Anti-Gap junction protein,  $\beta$  5, 31.1kDa


[All Photos](#) (2)


Product No.	Clonality	Application	Species Reactivity	Citations	SDS
<a href="#">HPA038146</a>	polyclonal	IHC	human		



## Anti-GJB4 antibody produced in rabbit

[All Photos](#) (4)


Product No.	Clonality	Application	Species Reactivity	Citations	SDS
<a href="#">HPA073904</a>	polyclonal	IF, IHC	human		

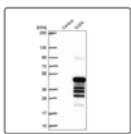


### Anti-GJC3 antibody produced in rabbit

**Synonym(s):** Anti-Connexin-30.2, Anti-Connexin-31.3, Anti-Cx30.2, Anti-Cx31.3, Anti-Gap junction  $\gamma$ -3 protein, Anti-Gap junction  $\epsilon$ -1 protein

[All Photos](#) (2)


Product No.	Clonality	Application	Species Reactivity	Citations	SDS
<a href="#">HPA015024</a>	polyclonal	IHC, WB	human	2	

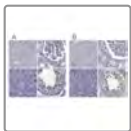


### Anti-GJD4 antibody produced in rabbit

**Synonym(s):** Anti-CX40.1, Anti-FLJ90023, Anti-Gap junction protein,  $\delta$  4, 40.1 kDa

[All Photos](#) (2)


Product No.	Clonality	Application	Species Reactivity	Citations	SDS
<a href="#">HPA038266</a>	polyclonal	IHC, WB	human	2	



### Anti-GKAP1

**Synonym(s):** FKSG21, GKAP42

[All Photos](#) (7)


Product No.	Clonality	Application	Species Reactivity	Citations	SDS
<a href="#">HPA066173</a>	polyclonal	IHC, WB	human		



### Anti-GKAP1 antibody produced in rabbit

**Synonym(s):** Anti-FKSG21, Anti-G kinase anchoring protein 1, Anti-GKAP42

[All Photos](#) (8)

Product No.	Clonality	Application	Species Reactivity	Citations	SDS
<a href="#">HPA035118</a>	polyclonal	IF, IHC	human		

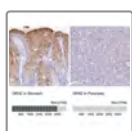


## Anti-GKN1 antibody produced in rabbit

**Synonym(s):** Anti-AMP18, Anti-BRICD1, Anti-CA11, Anti-gastrokine 1

[All Photos](#) (5)

Product No.	Clonality	Application	Species Reactivity	Citations	SDS
<a href="#">HPA047684</a>	polyclonal	IHC	human		

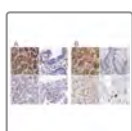


## Anti-GKN2 antibody produced in rabbit

**Synonym(s):** Anti-BRICD1B, Anti-GDDR, Anti-PRO813, Anti-TFIZ1, Anti-blottin

[All Photos](#) (3)

Product No.	Clonality	Application	Species Reactivity	Citations	SDS
<a href="#">HPA057765</a>	polyclonal	IHC	human		



## Anti-GLA antibody produced in rabbit

**Synonym(s):** Anti- $\alpha$ -D-Galactosidase A antibody produced in rabbit, Anti- $\alpha$ -D-Galactoside galactohydrolase antibody produced in rabbit, Anti- $\alpha$ -Galactosidase A precursor antibody produced in rabbit, Anti-Agalsidase alfa antibody produced in rabbit, Anti-Melibiase antibody produced in rabbit

[All Photos](#) (18)

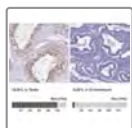
Product No.	Clonality	Application	Species Reactivity	Citations	SDS
<a href="#">HPA000237</a>	polyclonal	IHC	human	3	
<a href="#">HPA000966</a>	polyclonal	IHC	human	2	



## Anti-GLB1 antibody produced in rabbit

[All Photos](#) (3)

Product No.	Clonality	Application	Species Reactivity	Citations	SDS
<a href="#">HPA069503</a>	polyclonal	IHC	human		




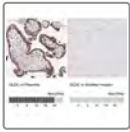
## Anti-GLB1L antibody produced in rabbit

**Synonym(s):** Anti-Galactosidase,  $\beta$  1-like, Anti-Mgc10771

[All Photos](#) (3)





Product No.	Clonality	Application	Species Reactivity	Citations	SDS
<b>HPA043058</b>	polyclonal	IHC	human		




### Anti-GLDC antibody produced in rabbit

**Synonym(s):** Anti-GCSP, Anti-NKH, Anti-Glycine cleavage system P-protein, Anti-Glycine decarboxylase, Anti-Glycine dehydrogenase



**All Photos** (15)

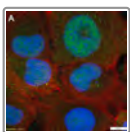
Product No.	Clonality	Application	Species Reactivity	Citations	SDS
<b>HPA052887</b>	polyclonal	IF, IHC	human		
<b>HPA002318</b>	polyclonal	IHC	human, mouse, rat	8	



### Anti-GLI-1 Antibody, clone 2L9 ZooMAb<sup>®</sup> Rabbit Monoclonal



**All Photos** (13)


Product No.	Clonality	Application	Species Reactivity	Citations	SDS
<b>ZRB1679</b>	2L9, recombinant monoclonal	ELISA, ICC, IHC, WB, affinity binding assay	rat, mouse, human		 



### Anti-GLI-2 Antibody, clone 1G4 ZooMAb<sup>®</sup> Rabbit Monoclonal

**All Photos** (8)


Product No.	Clonality	Application	Species Reactivity	Citations	SDS
<b>ZRB1965</b>	1G4, recombinant monoclonal	ICC, WB, affinity binding assay	human		 

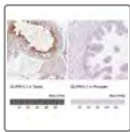


### Anti-GLIPR2 antibody produced in rabbit

**Synonym(s):** Anti-C9orf19, Anti-GAPR-1, Anti-GLI pathogenesis-related 2

## All Photos (1)


Product No.	Clonality	Application	Species Reactivity	Citations	SDS
<a href="#">HPA029478</a>	polyclonal		human		

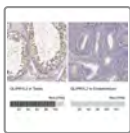


### Anti-GLIPR1L1 antibody produced in rabbit

**Synonym(s):** Anti-Gli pathogenesis-related 1 like 1, Anti-Mgc26856

## All Photos (3)



Product No.	Clonality	Application	Species Reactivity	Citations	SDS
<a href="#">HPA042095</a>	polyclonal	IHC	human		

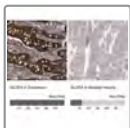


### Anti-GLIPR1L2 antibody produced in rabbit

**Synonym(s):** Anti-Gli pathogenesis-related 1 like 2, Anti-Mgc39497

## All Photos (6)




Product No.	Clonality	Application	Species Reactivity	Citations	SDS
<a href="#">HPA039795</a>	polyclonal	IHC	human		
<a href="#">HPA039866</a>	polyclonal	IHC	human		

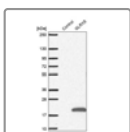


### Anti-GLOD4 antibody produced in rabbit

**Synonym(s):** Anti-Glyoxalase domain-containing protein 4

## All Photos (25)


Product No.	Clonality	Application	Species Reactivity	Citations	SDS
<a href="#">HPA023248</a>	polyclonal	IF, IHC	human	2	
<a href="#">HPA023246</a>	polyclonal	IF, IHC	human, mouse, rat	2	
<a href="#">HPA021623</a>	polyclonal	IF, IHC	human, rat, mouse		

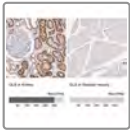


### Anti-GLRX5 antibody produced in rabbit

**Synonym(s):** Anti-C14orf87, Anti-Glutaredoxin 5, Anti-Grx5, Anti-Pr01238

## All Photos (5)


Product No.	Clonality	Application	Species Reactivity	Citations	SDS
<b>HPA042465</b>	polyclonal	IHC	human	2	

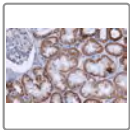


### Anti-GLS antibody produced in rabbit

**Synonym(s):** Anti-GLS1, Anti-Glutaminase, Anti-KIAA0838



[All Photos \(7\)](#)

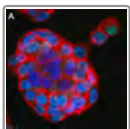
Product No.	Clonality	Application	Species Reactivity	Citations	SDS
<b>HPA036223</b>	polyclonal	IF, IHC	human	5	



### Anti-GLS Antibody, clone 1D16 ZooMAb<sup>®</sup> Rabbit Monoclonal



[All Photos \(14\)](#)

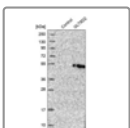
Product No.	Clonality	Application	Species Reactivity	Citations	SDS
<b>ZRB1798</b>	1D16, recombinant monoclonal	ICC, IHC (p), WB, affinity binding assay	rat, human, mouse		 



### Anti-GLS2 Antibody, clone 3G12 ZooMAb<sup>®</sup> Rabbit Monoclonal

[All Photos \(9\)](#)


Product No.	Clonality	Application	Species Reactivity	Citations	SDS
<b>ZRB1473</b>	3G12, recombinant monoclonal	FACS, ICC, WB, affinity binding assay	human, rat		 



### Anti-GLT8D2 antibody produced in rabbit

**Synonym(s):** Anti-Glycosyltransferase 8 domain-containing protein 2


[All Photos \(3\)](#)

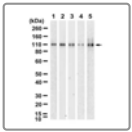
Product No.	Clonality	Application	Species Reactivity	Citations	SDS
<b>HPA026904</b>	polyclonal	IF, IHC	human		



### Anti-GLTP antibody produced in rabbit



[All Photos](#) (6)

Product No.	Clonality	Application	Species Reactivity	Citations	SDS
<b>HPA056461</b>	polyclonal	IF, IHC	human		





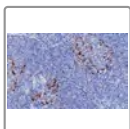
### Anti-GLTSCR1L Antibody, clone 1L13 ZooMAb<sup>®</sup> Rabbit Monoclonal

[All Photos](#) (8)

Product No.	Clonality	Application	Species Reactivity	Citations	SDS
<b>ZRB1528</b>	1L13, recombinant monoclonal	FACS, WB, affinity binding assay	human, mouse	 	



**All**  
**Photos** (18) **Anti-Glucagon Antibody, clone 13D11.33 ZooMAb® Mouse Monoclonal**

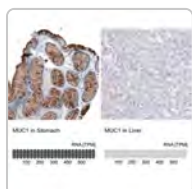
Product No.	Clonality	Application	Species Reactivity	Citations	SDS
<b>ZMS1160</b>	13D11.33, recombinant monoclonal	ICC, IF, IHC, WB	rat, human	 	



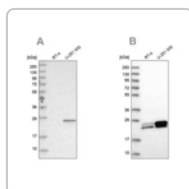
**Anti-Glucagon Antibody, clone 6D6 ZooMAb® Rabbit Monoclonal**

**All**  
**Photos** (12)

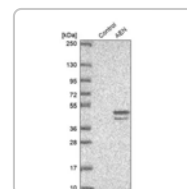
Product No.	Clonality	Application	Species Reactivity	Citations	SDS
<b>ZRB1115</b>	6D6, recombinant monoclonal	IF, IHC (p), affinity binding assay	human	 	




Sigma-Aldrich  
**AMAB91533**  
 Monoclonal  
 Anti-MUC1...



Sigma-Aldrich  
**HPA028118**  
 Anti-GUK1



Sigma-Aldrich  
**HPA0485**  
 Anti-AEN  
 antibody.



### Anti-Glucocerebrosidase antibody produced in rabbit

**Synonym(s):** Anti-D-glucosyl-N-acylsphingosine glucohydrolase, Anti-GBA, Anti-GBA1, Anti-Glucosidase, beta (Gluc), Anti-Glucosylceramidase (GlcCerase), Anti-Lysosomal glucocerebrosidase

All  
 Photos (3)

Product No.	Clonality	Application	Species Reactivity	Citations	SDS
<b>G4046</b>	polyclonal	WB	mouse, human, rat	12	




### Anti-GLUL antibody produced in rabbit

**Synonym(s):** Anti-GS antibody produced in rabbit, Anti-Glutamate--ammonia ligase antibody produced in rabbit, Anti-Glutamine synthetase antibody produced in rabbit

All  
 Photos (7)

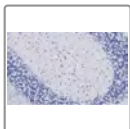
Product No.	Clonality	Application	Species Reactivity	Citations	SDS
<b>HPA007316</b>	polyclonal	IHC	human	11	



### Anti-GLUL Antibody, clone 1D15 ZooMAb<sup>®</sup> Rabbit Monoclonal

All  
 Photos (7)

Product No.	Clonality	Application	Species Reactivity	Citations	SDS
<b>ZRB2765</b>	recombinant monoclonal	ICC, IF, IHC, WB, affinity binding assay	human, rat, mouse		





## Anti-GluR1 Antibody, clone 1C11, ZooMAb<sup>®</sup> Rabbit Monoclonal

**Synonym(s):** AMPA-selective glutamate receptor 1, GluA1, GluR-A, GluR-K1, Glutamate receptor 1, Glutamate receptor ionotropic AMPA 1

[All](#)

[Photos](#) (13)



Product No.	Clonality	Application	Species Reactivity	Citations	SDS
<b>ZRB1310</b>	1C11, monoclonal recombinant monoclonal	ICC, IF, IHC (p), WB	human, mouse, rat	 	




## Anti-GluR2 Antibody, clone 1K4, ZooMAb<sup>®</sup> Rabbit Monoclonal

[All](#)

[Photos](#) (20)

Product No.	Clonality	Application	Species Reactivity	Citations	SDS
<b>ZRB1008</b>	1K4, recombinant monoclonal monoclonal	ICC, IF, IHC (p), WB	mouse, human, rat	 	





## Anti-GluR1 Antibody, clone RH95 ZooMAb<sup>®</sup> Mouse Monoclonal

**Synonym(s):** AMPA-selective glutamate receptor 1, GluA1, GluR-1, GluR-A, GluR-K1, Glutamate receptor 1, Glutamate receptor ionotropic AMPA 1

[All](#)

[Photos](#) (13)



Product No.	Clonality	Application	Species Reactivity	Citations	SDS
<b>ZMS1007</b>	RH95, recombinant monoclonal monoclonal	ICC, IF, IHC (p), WB	mouse, rat	 	

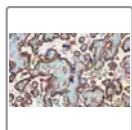


## Anti-GluR-2 Antibody, clone 1K20 ZooMAb<sup>®</sup> Rabbit Monoclonal

[All](#)



[Photos](#) (10)

Product No.	Clonality	Application	Species Reactivity	Citations	SDS
<b>ZRB1923</b>	1K20, recombinant monoclonal	ICC, IHC (p), WB	mouse, human, rat	 	



### Anti-GLUT-1 Antibody, CT, clone 16D21, ZooMAb<sup>®</sup> Rabbit Monoclonal



**All Photos** (16)

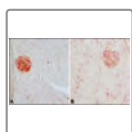
Product No.	Clonality	Application	Species Reactivity	Citations	SDS
<b>ZRB071401</b>	16D21, recombinant monoclonal monoclonal	ICC, IF, IHC, WB	human, mouse	 	



### Anti-GLUT-4 Antibody, clone 1M13 ZooMAb<sup>®</sup> Rabbit Monoclonal

**All Photos** (20)


Product No.	Clonality	Application	Species Reactivity	Citations	SDS
<b>ZRB1240</b>	1M13, monoclonal recombinant monoclonal	FACS, ICC, IHC (p), WB	mouse, rat, human	 	



### Anti-Glutamic Acid Decarboxylase 65 (5-22) antibody produced in rabbit

**Synonym(s):** Anti-GAD 65

**All Photos** (3)



Product No.	Clonality	Application	Species Reactivity	Citations	SDS
<b>G5038</b>	polyclonal	ARR, IHC (p), WB	human, mouse, rat, pig, monkey	14	

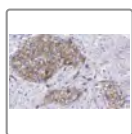


### Anti-GLYAT antibody produced in rabbit

**All Photos** (15)





Product No.	Clonality	Application	Species Reactivity	Citations	SDS
<b>HPA040251</b>	polyclonal	IHC	human		
<b>HPA044094</b>	polyclonal	IHC	human		



## **Anti-Glypican-1 Antibody, clone 1J4, ZooMAb<sup>®</sup> Rabbit Monoclonal**

**Synonym(s):** GPC1

**All Photos** (11)



Product No.	Clonality	Application	Species Reactivity	Citations	SDS
<b>ZRB1374</b>	1J4, monoclonal recombinant monoclonal	IF, IHC, WB, affinity binding assay	human	 	

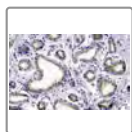


## **Anti-GLYR1 antibody produced in rabbit**

**Synonym(s):** Anti-BM045, Anti-HIBDL, Anti-N-PAC, Anti-NP60



**All Photos** (12)


Product No.	Clonality	Application	Species Reactivity	Citations	SDS
<b>HPA050136</b>	polyclonal	IF, IHC	human		
<b>HPA048226</b>	polyclonal	IF, IHC	human		



## **Anti-GM130 Antibody, clone 2M19 ZooMAb<sup>®</sup> Rabbit Monoclonal**

**All Photos** (21)

Product No.	Clonality	Application	Species Reactivity	Citations	SDS
<b>ZRB1513</b>	2M19, recombinant monoclonal	FACS, ICC, IHC (p), WB, affinity binding assay	human	 	




## Anti-GM2A antibody produced in rabbit

**Synonym(s):** Anti-Cerebroside sulfate activator protein, Anti-GM2-AP, Anti-Ganglioside GM2 activator precursor, Anti-SAP-3, Anti-Shingolipid activator protein 3

**All**

**Photos** (5)


Product No.	Clonality	Application	Species Reactivity	Citations	SDS
<b>HPA008063</b>	polyclonal	IHC	human	3	

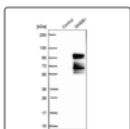


## Anti-GMDS antibody produced in rabbit

**Synonym(s):** Anti-C5orf11, Anti-GDP-mannose 4,6-dehydratase, Anti-GMD, Anti-SDR3E1

**All Photos** (4)

Product No.	Clonality	Application	Species Reactivity	Citations	SDS
<b>HPA031528</b>	polyclonal	IHC	human	5	





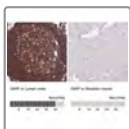
## Anti-GMEB1 antibody produced in rabbit

**Synonym(s):** Anti-Glucocorticoid Modulatory Element Binding Protein 1, Anti-P96PIF, Anti-PIF96

**All**

**Photos** (5)



Product No.	Clonality	Application	Species Reactivity	Citations	SDS
<b>HPA052975</b>	polyclonal	IF, WB	human		
<b>HPA044811</b>	polyclonal	IF, IHC	human		



## Anti-GMIP antibody produced in rabbit

**Synonym(s):** Anti-ARHGAP46, Anti-GEM interacting protein

**All Photos** (8)


Product No.	Clonality	Application	Species Reactivity	Citations	SDS
<b>HPA042484</b>	polyclonal	IF, IHC	human		
<b>HPA045481</b>	polyclonal	IF, IHC	human		




## Anti-GMNN antibody produced in rabbit

**Synonym(s):** Anti-Gem, Anti-geminin, DNA replication inhibitor

## All Photos (4)


Product No.	Clonality	Application	Species Reactivity	Citations	SDS
<a href="#">HPA049977</a>	polyclonal	IF, IHC	human	2	

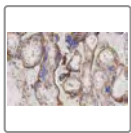


### Anti-GMPR antibody produced in rabbit

**Synonym(s):** Anti-GMP reductase 1, Anti-Guanosine 5'-monophosphate oxidoreductase 1, Anti-Guanosine monophosphate reductase 1

## All Photos (6)

Product No.	Clonality	Application	Species Reactivity	Citations	SDS
<a href="#">HPA021476</a>	polyclonal	IHC	human	5	





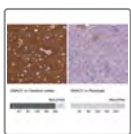
### Anti-GNA-11 (G alpha 11) Antibody, clone 1F16

#### ZooMAb<sup>®</sup> Rabbit Monoclonal

**Synonym(s):** G alpha-11, G-protein subunit alpha-11, Guanine nucleotide-binding protein G(y) subunit alpha, Guanine nucleotide-binding protein subunit alpha-11

## All Photos (19)


Product No.	Clonality	Application	Species Reactivity	Citations	SDS
<a href="#">ZRB1446</a>	1F16, monoclonal recombinant monoclonal	ICC, IHC (p), WB	rat, mouse, human		 



### Anti-GNAO1 antibody produced in rabbit

**Synonym(s):** Anti-G-ALPHA-o

## All Photos (4)


Product No.	Clonality	Application	Species Reactivity	Citations	SDS
<a href="#">HPA040878</a>	polyclonal	IHC	human		

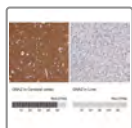


### Anti-GNAS antibody produced in rabbit

**Synonym(s):** Anti-NESP55, Anti-Neuroendocrine secretory protein 55

## All Photos (5)

Product No.	Clonality	Application	Species Reactivity	Citations	SDS
<a href="#">HPA018122</a>	polyclonal	IHC, WB	human	4	




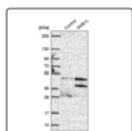
## Anti-GNAZ antibody produced in rabbit

**Synonym(s):** Anti-G<sub>x</sub> α-chain antibody produced in rabbit, Anti-Guanine nucleotide-binding protein G<sub>z</sub> subunit α antibody produced in rabbit, Anti-Gz-α antibody produced in rabbit

[All](#)


[Photos](#) (7)

Product No.	Clonality	Application	Species Reactivity	Citations	SDS
<a href="#">HPA003011</a>	polyclonal	IF, IHC	human		



## Anti-GNB1L antibody produced in rabbit


[All Photos](#) (2)

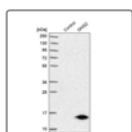
Product No.	Clonality	Application	Species Reactivity	Citations	SDS
<a href="#">HPA034627</a>	polyclonal	IHC, WB	human	1	



## Anti-GNG12 antibody produced in rabbit

[All Photos](#) (4)

Product No.	Clonality	Application	Species Reactivity	Citations	SDS
<a href="#">HPA062208</a>	polyclonal	IF, IHC	human		




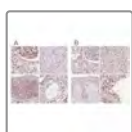
## Anti-GNG2 antibody produced in rabbit

**Synonym(s):** Anti-G γ-I antibody produced in rabbit, Anti-Guanine nucleotide-binding protein G(I)/G(S)/G(O) γ-2 subunit precursor antibody produced in rabbit

[All](#)

[Photos](#) (3)



Product No.	Clonality	Application	Species Reactivity	Citations	SDS
<a href="#">HPA003534</a>	polyclonal	IF, IHC, WB	human	1	



## Anti-GNL3 antibody produced in rabbit



**Synonym(s):** Anti-C77032, Anti-E2IG3, Anti-MGC800, Anti-NS, Anti-nucleostemin


[All Photos](#) (13)

Product No.	Clonality	Application	Species Reactivity	Citations	SDS
<b>HPA036742</b>	polyclonal	IHC	human		
<b>HPA036743</b>	polyclonal	IF, IHC	human		

## All Photos (4) **Anti-GNL1 antibody produced in rabbit**

**Synonym(s):** Anti-HSR1, Anti-guanine nucleotide binding protein-like 1



Product No.	Clonality	Application	Species Reactivity	Citations
<b>HPA043338</b>	polyclonal	IHC	human	
<b>HPA050455</b>	polyclonal	IF	human	

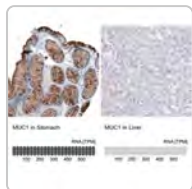


## **Anti-GNL3L antibody produced in rabbit**

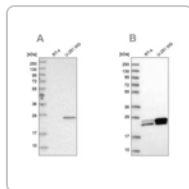
**Synonym(s):** Anti-FLJ10613, Anti-Guanine nucleotide binding protein-like 3 (nucleolar)-like

## All Photos (6)

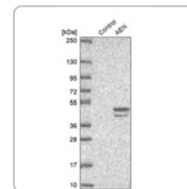
Product No.	Clonality	Application	Species Reactivity	Citations
<b>HPA036314</b>	polyclonal	IHC	mouse, rat, human	1 
<b>HPA036315</b>	polyclonal	IF, IHC	human	



Sigma-Aldrich  
**AMAB91533**  
Monoclonal  
Anti-MUC1...



Sigma-Aldrich  
**HPA028118**  
Anti-GUK1

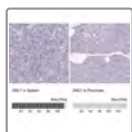


Sigma-Aldrich  
**HPA0485**  
Anti-AEN  
antibody.

[View Price and Availability](#)

[View Price and Availability](#)


[View Price and Availability](#)



### Anti-GNLy antibody produced in rabbit

**Synonym(s):** Anti-D2S69E, Anti-LAG-2, Anti-LAG2, Anti-NKG5, Anti-TLA519

[All Photos](#) (6)


Product No.	Clonality	Application	Species Reactivity	Citations
<b>HPA058021</b>	polyclonal	IHC	human	

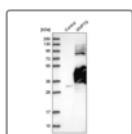


### Anti-GNMT antibody produced in rabbit

**Synonym(s):** Anti-Glycine N-methyltransferase

[All Photos](#) (4)


Product No.	Clonality	Application	Species Reactivity	Citations
<b>HPA027501</b>	polyclonal	IF, IHC	human	1 




### Anti-GNPTG antibody produced in rabbit

**Synonym(s):** Anti-GlcNAc-1-phosphotransferase subunit  $\gamma$  antibody produced in rabbit, Anti-N-Acetylglucosamine-1-phosphotransferase subunit  $\gamma$  precursor antibody produced in rabbit, Anti-UDP-N-Acetylglucosamine-1-phosphotransferase, subunit  $\gamma$  antibody produced in rabbit

[All Photos](#) (2)


Product No.	Clonality	Application	Species Reactivity	Citations
<b>HPA004055</b>	polyclonal	IHC	human	3 

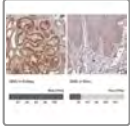


### Anti-GNRH2 antibody produced in rabbit

**Synonym(s):** Anti-Progonadoliberin II antibody produced in rabbit, Anti-Progonadoliberin-2 precursor antibody produced in rabbit

## All Photos (2)

Product No.	Clonality	Application	Species Reactivity	Citations
<a href="#">HPA004338</a>	polyclonal	IHC	human	2 



### Anti-GNS antibody produced in rabbit

**Synonym(s):** Anti-G6S, Anti-Glucosamine-6-sulfatase, Anti-N-acetylglucosamine-6-sulfatase precursor

## All Photos (7)



Product No.	Clonality	Application	Species Reactivity	Citations
<a href="#">HPA048508</a>	polyclonal	IHC	human	
<a href="#">HPA013695</a>	polyclonal	IHC	human	1 



### Anti-GOLGA3 antibody produced in rabbit

**Synonym(s):** Anti-GCP170, Anti-Golgin A3, Anti-Golgin-160, Anti-MEA-2

## All Photos (15)


Product No.	Clonality	Application	Species Reactivity	Citations
<a href="#">HPA040044</a>	polyclonal	IF, IHC	human, rat, mouse	1 
<a href="#">HPA039809</a>	polyclonal	IF, IHC	human	1 

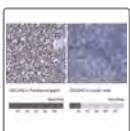


### Anti-GOLGA1 antibody produced in rabbit

**Synonym(s):** Anti-MGC33154, Anti-golgin-97

## All Photos (7)

Product No.	Clonality	Application	Species Reactivity	Citations
<a href="#">HPA044329</a>	polyclonal	IF, IHC	human	






### Anti-GOLGA2 antibody produced in rabbit

**Synonym(s):** Anti-Cis-Golgi matrix protein GM130, Anti-Gm130 autoantigen, Anti-Golgin subfamily A member 2, Anti-Golgin-95

## All Photos (30)





Product No.	Clonality	Application	Species Reactivity	Citations	
<a href="#">HPA021230</a>	polyclonal	IHC	human	5	
<a href="#">HPA021178</a>	polyclonal	IF, IHC	human	5	
<a href="#">HPA021799</a>	polyclonal	IF, IHC	human	9	



### Anti-GOLGA5 antibody produced in rabbit

**Synonym(s):** Anti-GOLIM5, Anti-golgin-84, Anti-ret-II, Anti-rfg5, Anti-Golgin subfamily A member 5 antibody produced in rabbit, Anti-Golgin-84 antibody produced in rabbit, Anti-RET-fused gene 5 protein antibody produced in rabbit, Anti-Ret-II protein antibody produced in rabbit

[All Photos](#) (21)



Product No.	Clonality	Application	Species Reactivity	Citations	
<a href="#">HPA063876</a>	polyclonal	IHC	human		
<a href="#">HPA000992</a>	polyclonal	IF, IHC	human	7	

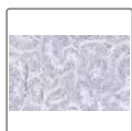


### Anti-GOLGB1 antibody produced in rabbit

**Synonym(s):** Anti-372 kDa Golgi complex-associated protein antibody produced in rabbit, Anti-GCP372 antibody produced in rabbit, Anti-Giantin antibody produced in rabbit, Anti-Golgin subfamily B member 1 antibody produced in rabbit, Anti-Macrogolgin antibody produced in rabbit

[All Photos](#) (12)



Product No.	Clonality	Application	Species Reactivity	Citations	
<a href="#">HPA011555</a>	polyclonal	IF, IHC	human	1	
<a href="#">HPA011008</a>	polyclonal	IF, IHC	human	18	



### Anti-Golgin-97 Antibody, clone 4K16, ZooMAb<sup>®</sup> Rabbit Monoclonal

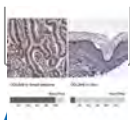
**Synonym(s):** Golgin subfamily A member 1

[All Photos](#) (19)

Product No.	Clonality	Application	Species Reactivity	Citations	
<a href="#">ZRB1346</a>	4K16, monoclonal recombinant monoclonal	ICC, IHC (p), WB	human		 





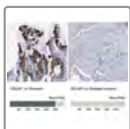
### Anti-GOLIM4 antibody produced in rabbit



**Synonym(s):** Anti-GOLPH4, Anti-Golgi integral membrane protein 4, Anti-Golgi phosphoprotein 4

**Photos** (13)



Product No.	Clonality	Application	Species Reactivity	Citations
<b>HPA001677</b>	polyclonal	IF, IHC	human	1 
<b>HPA002315</b>	polyclonal	IHC	human	1 




**Anti-GOLM1 antibody produced in rabbit**

**Synonym(s):** Anti-Golgi membrane protein 1, Anti-Golgi membrane protein GP73, Anti-Golgi phosphoprotein 2

**All Photos** (10)


Product No.	Clonality	Application	Species Reactivity	Citations
<b>HPA010638</b>	polyclonal	IF, IHC	human	5 
<b>HPA011929</b>	polyclonal	IF, IHC, WB	human	3 

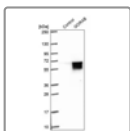


**Anti-GOPC antibody produced in rabbit**

**Synonym(s):** Anti-CFTR-associated ligand, Anti-Fused in glioblastoma, Anti-Golgi-associated PDZ and coiled-coil motif-containing protein, Anti-PDZ protein interacting specifically with TC10, Anti-PIST

**All Photos** (5)


Product No.	Clonality	Application	Species Reactivity	Citations
<b>HPA024018</b>	polyclonal	IF, IHC	human	5 

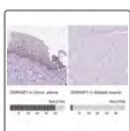


**Anti-GORAB antibody produced in rabbit**

**Synonym(s):** Anti-FLJ11752, Anti-GO, Anti-NTKL-BP1, Anti-SCYL1BP1, Anti-golgin, RAB6-interacting

**All Photos** (3)

Product No.	Clonality	Application	Species Reactivity	Citations
<b>HPA027250</b>	polyclonal	IF, IHC, WB	human	




**Anti-GORASP1 antibody produced in rabbit**

**All**

**Photos** (5)

**Synonym(s):** Anti-FLJ23443, Anti-GOLPH5, Anti-GRASP65, Anti-P65, Anti-golgi reassembly stacking protein 1, 65kDa

Product No.	Clonality	Application	Species Reactivity	Citations
<a href="#">HPA056283</a>	polyclonal	IF, IHC, WB	human	






### Anti-GORASP2 antibody produced in rabbit

**Synonym(s):** Anti-GOLPH6, Anti-GRASP55, Anti-GRS2, Anti-FLJ10036, Anti-KNTC1AP, Anti-golgi reassembly stacking protein 2

**All**

**Photos** (16)

Product No.	Clonality	Application	Species Reactivity	Citations
<a href="#">HPA035274</a>	polyclonal	IF, IHC	human	1 
<a href="#">HPA035275</a>	polyclonal	IF, IHC	mouse, human	1 




### Anti-GOSR1 antibody produced in rabbit

**Synonym(s):** Anti-28 kDa Golgi SNARE protein, Anti-28 kDa cis-Golgi SNARE p28, Anti-GOS-28, Anti-Golgi SNAP receptor complex member 1

**All**

**Photos** (2)

Product No.	Clonality	Application	Species Reactivity	Citations
<a href="#">HPA020590</a>	polyclonal	IHC	human	2 




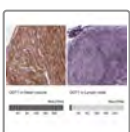
### Anti-GOT2 antibody produced in rabbit

**Synonym(s):** Anti-Aspartate aminotransferase, mitochondrial precursor, Anti-FABP-1, Anti-FABPpm, Anti-Fatty acid-binding protein, Anti-Glutamate oxaloacetate transaminase 2, Anti-Transaminase A, Anti-mAspAT

**All**



**Photos** (8)

Product No.	Clonality	Application	Species Reactivity	Citations
<a href="#">HPA018139</a>	polyclonal	IHC	mouse, rat, human	16 



### Anti-GOT1 antibody produced in rabbit

**All Photos** (9)



Product No.	Clonality	Application	Species Reactivity	Citations
<b>HPA064532</b>	polyclonal	IHC	human	
<b>HPA072629</b>	polyclonal	IF, IHC	human	



### Anti-GP2 antibody produced in rabbit

**Synonym(s):** Anti-Pancreatic secretory granule membrane major glycoprotein GP2 precursor, Anti-Pancreatic zymogen granule membrane protein GP-2, Anti-ZAP75

**All Photos** (8)


Product No.	Clonality	Application	Species Reactivity	Citations
<b>HPA016668</b>	polyclonal	IHC	human	6 
<b>HPA015739</b>	polyclonal	IHC, WB	human	4 




### Anti-GPA33 antibody produced in rabbit

**Synonym(s):** A33, Glycoprotein A33

**All Photos** (6)


Product No.	Clonality	Application	Species Reactivity	Citations
<b>HPA018858</b>	polyclonal	IHC, WB	human	5 



### Anti-GPATCH3 antibody produced in rabbit

**Synonym(s):** Anti-FLJ12455, Anti-G patch domain containing 3, Anti-GPATC3

**All Photos** (2)


Product No.	Clonality	Application	Species Reactivity	Citations
<b>HPA032078</b>	polyclonal	IHC	human	1 




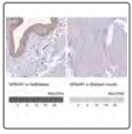
### Anti-GPATCH11 antibody produced in rabbit

**Synonym(s):** Anti-CCDC75, Anti-CENP-Y, Anti-CENPY, Anti-FLJ38348, Anti-Coiled-coil domain containing 75, Anti-GPATCH11

**All Photos** (10)

Product No.	Clonality	Application	Species Reactivity	Citations
<b>HPA038231</b>	polyclonal	IHC	human	


Product No.	Clonality	Application	Species Reactivity	Citations
<a href="#">HPA038232</a>	polyclonal	IF, IHC	human, mouse, rat	

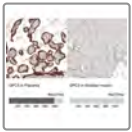


### Anti-GPBAR1 antibody produced in rabbit

**Synonym(s):** Anti-BG37, Anti-GPCR, Anti-GPCR19, Anti-GPR131, Anti-M-BAR, Anti-TGR5


[All Photos](#) (6)

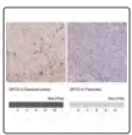
Product No.	Clonality	Application	Species Reactivity	Citations
<a href="#">HPA062890</a>	polyclonal	IHC	human	3 



### Anti-GPC3 antibody produced in mouse


[All Photos](#) (9)

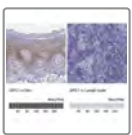
Product No.	Clonality	Application	Species Reactivity	Citations
<a href="#">AMAB91803</a>	CL12711, monoclonal	IHC	human	



### Anti-GPC5 antibody produced in rabbit


[All Photos](#) (3)

Product No.	Clonality	Application	Species Reactivity	Citations
<a href="#">HPA040152</a>	polyclonal	IHC	human	



### Anti-GPC1 antibody produced in rabbit

[All Photos](#) (3)


Product No.	Clonality	Application	Species Reactivity	Citations
<a href="#">HPA070449</a>	polyclonal	IF, IHC	human	


All

## Anti-G6PD antibody produced in rabbit

Photos

(9) **Synonym(s):** Anti-G-6-PDH antibody produced in rabbit, Anti-G6PDH antibody produced in rabbit, Anti-Glucose-6-phosphate dehydrogenase antibody produced in rabbit

Product No.	Clonality	Application	Species Reactivity	Citations	SDS
<a href="#">HPA000834</a>	polyclonal	IF, IHC	human	15	





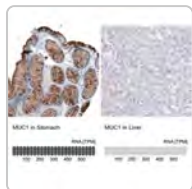
## Anti-GPD2 antibody produced in rabbit

**Synonym(s):** Anti-GPD-M antibody produced in rabbit, Anti-GPDH-M antibody produced in rabbit, Anti-Glycerol-3-phosphate dehydrogenase, mitochondrial precursor antibody produced in rabbit, Anti-mtGPD antibody produced in rabbit

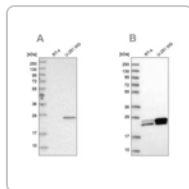
All

Photos (19)

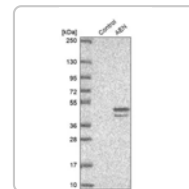
Product No.	Clonality	Application	Species Reactivity	Citations	SDS
<a href="#">HPA045506</a>	polyclonal	IHC	human		
<a href="#">HPA008012</a>	polyclonal	IHC	human	1	



Sigma-Aldrich  
**AMAB91533**  
Monoclonal  
Anti-MUC1...



Sigma-Aldrich  
**HPA028118**  
Anti-GUK1

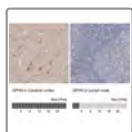


Sigma-Aldrich  
**HPA0485**  
Anti-AEN  
antibody.

[View Price and Availability](#)

[View Price and Availability](#)

[View Price and Availability](#)

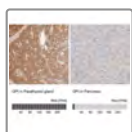


### Anti-GPHN antibody produced in rabbit

**Synonym(s):** Anti-Gephyrin

[All Photos](#) (4)

Product No.	Clonality	Application	Species Reactivity	Citations	SDS
<b>HPA024694</b>	polyclonal	IHC, WB	human	2	

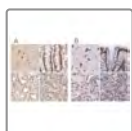


### Anti-GPI antibody produced in rabbit

**Synonym(s):** Anti-GPI, Anti-Glucose-6-phosphate isomerase, Anti-NLK, Anti-PGI, Anti-PHI, Anti-Phosphoglucose isomerase, Anti-SA-36

[All Photos](#) (6)

Product No.	Clonality	Application	Species Reactivity	Citations	SDS
<b>HPA024305</b>	polyclonal	IF, IHC	human	1	



### Anti-GPKOW antibody produced in rabbit

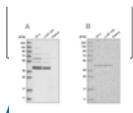
**Synonym(s):** Anti-G patch domain and KOW motifs-containing protein antibody produced in rabbit, Anti-G patch domain-containing protein 5 antibody produced in rabbit, Anti-Protein MOS2 homolog antibody produced in rabbit, Anti-Protein T54 antibody produced in rabbit

[All Photos](#) (20)

Product No.	Clonality	Application	Species Reactivity	Citations	SDS
<b>HPA001894</b>	polyclonal	IF, IHC	human	1	
<b>HPA000287</b>	polyclonal	IF, IHC	mouse, rat, human	3	




### Anti-GPN1 antibody produced in rabbit



**Synonym(s):** Anti-ATPBD1A, Anti-GPN-loop GTPase 1, Anti-MBDIN, Anti-NTPBP, Anti-XAB1, Anti-RPAP4

## Photos (6)

Product No.	Clonality	Application	Species Reactivity	Citations	SDS
<a href="#">HPA036794</a>	polyclonal	IHC	human, mouse, rat		
<a href="#">HPA036793</a>	polyclonal	IF, IHC	human		

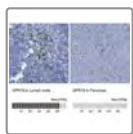


## Anti-GPR39 (C-terminal region) antibody produced in rabbit

**Synonym(s):** Anti-G-protein coupled receptor 39

## All Photos (2)

Product No.	Clonality	Application	Species Reactivity	Citations	SDS
<a href="#">SAB4200185</a>	polyclonal	WB	human	11	

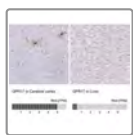


## Anti-GPR18 antibody produced in rabbit

**Synonym(s):** Anti-G-protein coupled receptor 18, Anti-N-arachidonyl glycine receptor, Anti-NAGly receptor

## All Photos (5)

Product No.	Clonality	Application	Species Reactivity	Citations	SDS
<a href="#">HPA013873</a>	polyclonal	IHC	human	4	



## Anti-GPR17 antibody produced in rabbit

**Synonym(s):** Anti-G protein-coupled receptor 17

## All Photos (4)

Product No.	Clonality	Application	Species Reactivity	Citations	SDS
<a href="#">HPA029766</a>	polyclonal	IHC	human	2	





## Anti-GPR143 antibody produced in rabbit

**Synonym(s):** Anti-G protein-coupled receptor 143, Anti-OA1

## All Photos (3)




Product No.	Clonality	Application	Species Reactivity	Citations	SDS
<b>HPA003648</b>	polyclonal	IHC	human	3	



### Anti-GPR176 antibody produced in rabbit

**Synonym(s):** Anti-G protein-coupled receptor 176, Anti-Gm1012

[All Photos](#) (5)


Product No.	Clonality	Application	Species Reactivity	Citations	SDS
<b>HPA039943</b>	polyclonal	IHC	human		

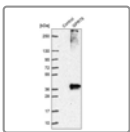


### Anti-GPR182 antibody produced in rabbit

**Synonym(s):** Anti-G-protein coupled receptor 182

[All Photos](#) (3)


Product No.	Clonality	Application	Species Reactivity	Citations	SDS
<b>HPA027037</b>	polyclonal	IHC	human	3	

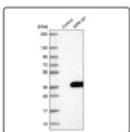


### Anti-GPR78 antibody produced in rabbit

**Synonym(s):** Anti-G protein-coupled receptor 78

[All Photos](#) (2)


Product No.	Clonality	Application	Species Reactivity	Citations	SDS
<b>HPA013209</b>	polyclonal	IHC	human	2	

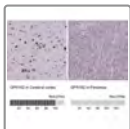


### Anti-GPR157 antibody produced in rabbit

**Synonym(s):** Anti-CRARF, Anti-FLJ12132, Anti-G protein-coupled receptor 157, Anti-MASP, Anti-PRSS5

[All Photos](#) (3)

Product No.	Clonality	Application	Species Reactivity	Citations	SDS
<b>HPA028697</b>	polyclonal	IHC	human		

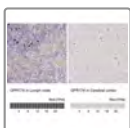


## Anti-GPR162 antibody produced in rabbit

**Synonym(s):** Anti-A-2, Anti-GRCA

[All Photos](#) (5)

Product No.	Clonality	Application	Species Reactivity	Citations	SDS
<b>HPA055135</b>	polyclonal	IF, IHC	human		



## Anti-GPR174 antibody produced in rabbit

**Synonym(s):** Anti-Fksg79, Anti-G protein-coupled receptor 174

[All Photos](#) (3)

Product No.	Clonality	Application	Species Reactivity	Citations	SDS
<b>HPA041025</b>	polyclonal	IHC	human		



## Anti-GPR65 antibody produced in rabbit

[All Photos](#) (4)

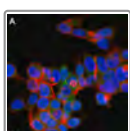
Product No.	Clonality	Application	Species Reactivity	Citations	SDS
<b>HPA072624</b>	polyclonal	IF, IHC, WB	human		



## Anti-GPR37 Antibody, clone 1E14 ZooMAb<sup>®</sup> Rabbit Monoclonal



[All Photos](#) (7)

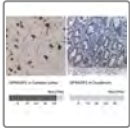
Product No.	Clonality	Application	Species Reactivity	Citations	SDS
<b>ZRB2720</b>	recombinant monoclonal	ICC, IHC, WB, affinity binding assay	rat, human		



## Anti-GPR146 Antibody, clone 1F6 ZooMAb<sup>®</sup> Rabbit Monoclonal

**All  
Photos** (8)


Product No.	Clonality	Application	Species Reactivity	Citations	SDS
<b>ZRB1529</b>	1F6, recombinant monoclonal	ICC, WB, affinity binding assay	human, mouse, rat		 

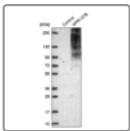


**Anti-GPRASP2 antibody produced in rabbit**

**Synonym(s):** Anti-G-protein coupled receptor-associated sorting protein 2, Anti-GASP-2

**All Photos** (5)


Product No.	Clonality	Application	Species Reactivity	Citations	SDS
<b>HPA017438</b>	polyclonal	IF, IHC	human	1	

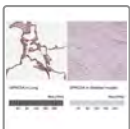


**Anti-GPR137B antibody produced in rabbit**

**Synonym(s):** Anti-Integral membrane protein GPR137B, Anti-Transmembrane 7 superfamily member 1 protein

**All  
Photos** (2)


Product No.	Clonality	Application	Species Reactivity	Citations	SDS
<b>HPA026422</b>	polyclonal	IHC, WB	human	3	



**Anti-GPRC5A antibody produced in rabbit**

**Synonym(s):** Anti-G-protein coupled receptor family C group 5 member A, Anti-Orphan G-protein-coupling receptor PEIG-1, Anti-RAIG-1, Anti-Retinoic acid-induced gene 1 protein, Anti-Retinoic acid-induced protein 3

**All  
Photos** (7)


Product No.	Clonality	Application	Species Reactivity	Citations	SDS
<b>HPA007928</b>	polyclonal	IF, IHC	human	8	

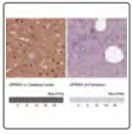


**Anti-GPRC5C antibody produced in rabbit**

**Synonym(s):** Anti-G protein-coupled receptor, family C, group 5, member C, Anti-HMFN0672, Anti-RAIG-3, Anti-SLIP-GC


**All  
Photos** (6)

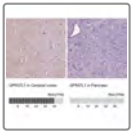
Product No.	Clonality	Application	Species Reactivity	Citations	SDS
<a href="#">HPA029776</a>	polyclonal	IHC, WB	human		



### Anti-GPRIN1 antibody produced in rabbit


[All Photos](#) (4)

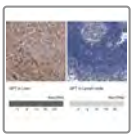
Product No.	Clonality	Application	Species Reactivity	Citations	SDS
<a href="#">HPA070892</a>	polyclonal	IF, IHC	human		



### Anti-GPR37L1 antibody produced in rabbit

[All Photos](#) (3)



Product No.	Clonality	Application	Species Reactivity	Citations	SDS
<a href="#">HPA064454</a>	polyclonal	IHC	human		

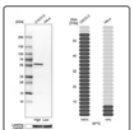


### Anti-GPT antibody produced in rabbit

**Synonym(s):** Anti-ALT1, Anti-GPT1, Anti-PSD-95, Anti-PSD95, Anti-SAP-90, Anti-SAP90, Anti-glutamic-pyruvate transaminase (alanine aminotransferase)

[All Photos](#) (14)


Product No.	Clonality	Application	Species Reactivity	Citations	SDS
<a href="#">HPA031060</a>	polyclonal	IHC	human	1	
<a href="#">HPA031059</a>	polyclonal	IHC	mouse, human, rat	5	



### Anti-GPT2 antibody produced in rabbit

**Synonym(s):** Anti-ALT2, Anti-glutamic pyruvate transaminase (alanine aminotransferase) 2

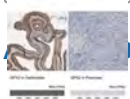
[All Photos](#) (5)

Product No.	Clonality	Application	Species Reactivity	Citations	SDS
<a href="#">HPA051514</a>	polyclonal	IHC	human	2	



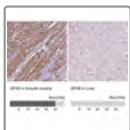
### Anti-GPX2 antibody produced in rabbit

**Synonym(s):** Anti-GSHPX-GI, Anti-Glutathione peroxidase 2 (gastrointestinal)



Photos (3)

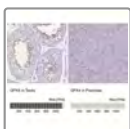
Product No.	Clonality	Application	Species Reactivity	Citations	SDS
<a href="#">HPA003545</a>	polyclonal	IHC	human	3	



### Anti-GPX8 antibody produced in rabbit

[All Photos](#) (7)

Product No.	Clonality	Application	Species Reactivity	Citations	SDS
<a href="#">HPA036720</a>	polyclonal	IF, IHC	human	8	



### Anti-GPX4 antibody produced in rabbit



[All Photos](#) (9)

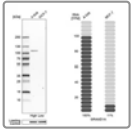
Product No.	Clonality	Application	Species Reactivity	Citations	SDS
<a href="#">HPA047224</a>	polyclonal	IHC	human		
<a href="#">HPA058546</a>	polyclonal	IF, IHC	human		

**All Photos** (12)

**Anti-GRAMD3 antibody produced in rabbit**

**Synonym(s):** Anti-GRAM domain-containing protein 3, Anti-HCV NS3-transactivated protein 2


Product No.	Clonality	Application	Species Reactivity	Citations	SDS
<b>HPA010095</b>	polyclonal	IF, IHC	human	2	
<b>HPA009678</b>	polyclonal	IF, IHC	human	2	

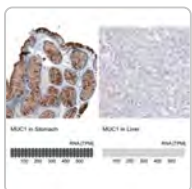


**Anti-GRAMD1A antibody produced in rabbit**

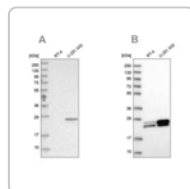
**Synonym(s):** Anti-GRAM domain containing 1A

**All Photos** (2)

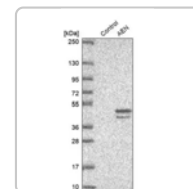
Product No.	Clonality	Application	Species Reactivity	Citations	SDS
<b>HPA012570</b>	polyclonal	IHC	human	1	



Sigma-Aldrich  
**AMAB91533**  
Monoclonal  
Anti-MUC1...



Sigma-Aldrich  
**HPA028118**  
Anti-GUK1




Sigma-Aldrich  
**HPA0485**  
Anti-AEN  
antibody.

[View Price and Availability](#)

[View Price and Availability](#)



[View Price and Availability](#)



## Anti-Granzyme B Antibody, clone 3M4 ZooMAb<sup>®</sup> Rabbit Monoclonal

All

Photos (7)

Product No.	Clonality	Application	Species Reactivity	Citations	SDS
<b>ZRB2736</b>	3M4, recombinant monoclonal	ELISA, FACS, WB, affinity binding assay	human	 	





## Anti-GRAP2 antibody produced in rabbit

**Synonym(s):** Anti-Adapter protein GRID antibody produced in rabbit, Anti-GADS protein antibody produced in rabbit, Anti-GRB-2-like protein antibody produced in rabbit, Anti-GRB2-related adapter protein 2 antibody produced in rabbit, Anti-GRB2L antibody produced in rabbit, Anti-GRBLG antibody produced in rabbit, Anti-GRBX antibody produced in rabbit, Anti-Grf-40 antibody produced in rabbit, Anti-Grf40 adapter protein antibody produced in rabbit, Anti-Growth factor receptor-binding protein antibody produced in rabbit, Anti-Hematopoietic cell-associated adapter protein GrpL antibody produced in rabbit, Anti-P38 antibody produced in rabbit

All

Photos (4)


Product No.	Clonality	Application	Species Reactivity	Citations	SDS
<b>HPA005788</b>	polyclonal	IHC	human	2	



## Anti-GRAP antibody produced in rabbit

**Synonym(s):** Anti-GRB2-Related Adaptor Protein


All Photos (2)


Product No.	Clonality	Application	Species Reactivity	Citations	SDS
<b>HPA046595</b>	polyclonal	IHC	human		



## Anti-GRB2 antibody produced in rabbit

All Photos (4)



Product No.	Clonality	Application	Species Reactivity	Citations	SDS
<b>HPA030750</b>	polyclonal	IF	human		

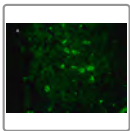
Product No.	Clonality	Application	Species Reactivity	Citations	SDS
<b>HPA030749</b>	polyclonal	IF	human		



### **Anti-GRB2 Antibody, clone 1J2 ZooMAb<sup>®</sup> Rabbit Monoclonal**



**All Photos** (6)

Product No.	Clonality	Application	Species Reactivity	Citations	SDS
<b>ZRB2476</b>	1J2, recombinant monoclonal	ICC, IHC, WB	mouse, rat, human	 	



### **Anti-Green Fluorescent Protein Antibody, clone 4I10, ZooMAb<sup>®</sup> Rabbit Monoclonal**


**All Photos** (12)

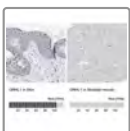
Product No.	Clonality	Application	Species Reactivity	Citations	SDS
<b>ZRB1097</b>	4I10, recombinant monoclonal	ICC, IF, WB	all	 	



### **Anti-GRHL3 antibody produced in rabbit**

**All Photos** (6)


Product No.	Clonality	Application	Species Reactivity	Citations	SDS
<b>HPA059960</b>	polyclonal	IF, IHC	human	1	



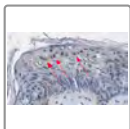
### **Anti-GRHL1 antibody produced in rabbit**

**Synonym(s):** Anti-Grainyhead-like protein 1 homolog antibody produced in rabbit, Anti-Mammalian grainyhead antibody produced in rabbit, Anti-NH32 antibody produced in rabbit, Anti-Transcription factor CP2-like 2 antibody produced in rabbit, Anti-Transcription factor LBP-32 antibody produced in rabbit

**All Photos** (8)



Product No.	Clonality	Application	Species Reactivity	Citations	SDS
<b>HPA006420</b>	polyclonal	IF, IHC	human	4	





## Anti-GRHL2 Antibody, clone 2N18 ZooMAb<sup>®</sup> Rabbit Monoclonal


**All Photos** (20)

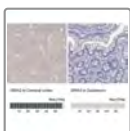
Product No.	Clonality	Application	Species Reactivity	Citations	SDS
<b>ZRB1476</b>	2N18, recombinant monoclonal	ICC, IHC (p), WB, affinity binding assay	rat, human, mouse	 	



## Anti-GRHPR antibody produced in rabbit


**All Photos** (4)

Product No.	Clonality	Application	Species Reactivity	Citations	SDS
<b>HPA078575</b>	polyclonal	IF, IHC, WB	human		



## Anti-GRIA3 antibody produced in rabbit

**All Photos** (4)



Product No.	Clonality	Application	Species Reactivity	Citations	SDS
<b>HPA073344</b>	polyclonal	IF, IHC	human		



## Anti-GRID2 antibody produced in rabbit

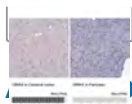
**Synonym(s):** Anti-GluD2, Anti-GluR-delta-2

**All Photos** (6)

Product No.	Clonality	Application	Species Reactivity	Citations	SDS
<b>HPA058538</b>	polyclonal	IHC	human		
<b>HPA056253</b>	polyclonal	IHC	human		





## Anti-GRIK4



**Synonym(s):** GRIK, GluK4, KA1

**Photos** (4)


Product No.	Clonality	Application	Species Reactivity	Citations	SDS
<b>HPA074453</b>	polyclonal	IHC	human		




### Anti-GRINA antibody produced in rabbit

**Synonym(s):** Anti-Glutamate receptor, ionotropic, N-methyl D-aspartate-associated protein 1 (glutamate binding), Anti-HNRGW, Anti-LFG1, Anti-NMDARA1, Anti-TMBIM3

**All Photos** (3)


Product No.	Clonality	Application	Species Reactivity	Citations	SDS
<b>HPA036981</b>	polyclonal	IF, IHC	human		



### Anti-GRIPAP1 antibody produced in rabbit

**Synonym(s):** Anti-GRASP-1 antibody produced in rabbit, Anti-GRIP1-associated protein 1 antibody produced in rabbit



**All Photos** (5)

Product No.	Clonality	Application	Species Reactivity	Citations	SDS
<b>HPA000615</b>	polyclonal	IF, IHC	human	4	



### Anti-GRK1 antibody produced in rabbit

**All Photos** (10)


Product No.	Clonality	Application	Species Reactivity	Citations	SDS
<b>HPA035200</b>	polyclonal	IHC	human		
<b>HPA059376</b>	polyclonal	IHC	human		



### Anti-GRK6 antibody produced in rabbit

**Synonym(s):** Anti-G protein-coupled receptor kinase 6, Anti-G protein-coupled receptor kinase GRK6

**All Photos** (3)


Product No.	Clonality	Application	Species Reactivity	Citations	SDS
<b>HPA018903</b>	polyclonal	IF, IHC	human	6	



### Anti-GRK2 antibody produced in rabbit

**Synonym(s):** Anti- $\beta$ -ARK1, Anti- $\beta$ -Adrenergic receptor kinase-1, Anti-ADRBK1, Anti-BARK1, Anti-G Protein-dependent receptor kinase 2

[All Photos](#) (2)


Product No.	Clonality	Application	Species Reactivity	Citations	SDS
<b>G0296</b>	polyclonal	WB	human	10	

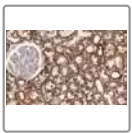


### Anti-GRN antibody produced in rabbit

**Synonym(s):** Anti-Granulins precursor, Anti-PEPI, Anti-Proepithelin



[All Photos](#) (6)

Product No.	Clonality	Application	Species Reactivity	Citations	SDS
<b>HPA008763</b>	polyclonal	IF, IHC	rat, mouse, human	12	



### Anti-GRP75 Antibody, clone 2D20 ZooMAb<sup>®</sup> Rabbit Monoclonal



[All Photos](#) (11)

Product No.	Clonality	Application	Species Reactivity	Citations	SDS
<b>ZRB2109</b>	2D20, recombinant monoclonal	ICC, IHC, WB, affinity binding assay	rat, mouse, monkey, human		 

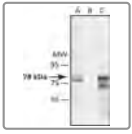


### Anti-GRP-78 Antibody, clone 1B11 ZooMAb<sup>®</sup> Rabbit Monoclonal

[All Photos](#) (9)

Product No.	Clonality	Application	Species Reactivity	Citations	SDS
<b>ZRB1239</b>	1B11, recombinant	IHC, WB, affinity	human, mouse		 

Product No.	Clonality	Application	Species Reactivity	Citations	SDS
	monoclonal	binding assay			

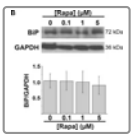


### Anti-GRP78/BiP (ET-21) antibody produced in rabbit

**Synonym(s):** Anti-78-kDa Glucose-Regulating Protein, Anti-Immunoglobulin Heavy Chain Binding Protein

[All Photos \(5\)](#)

Product No.	Clonality	Application	Species Reactivity	Citations	SDS
<b>G9043</b>	polyclonal	ICC, IHC, WB	mouse, chicken, <i>Xenopus</i> , hamster, human, rat	39	




### Anti-GRP78/BiP (GL-19) antibody produced in rabbit

**Synonym(s):** Anti-78-kDa Glucose-Regulated Protein, Anti-Immunoglobulin Heavy Chain Binding Protein

[All Photos \(5\)](#)

Product No.	Clonality	Application	Species Reactivity	Citations	SDS
<b>G8918</b>	polyclonal	ARR, ICC, WB	mouse, hamster, human	34	



### Anti-GRPEL1 antibody produced in rabbit

**Synonym(s):** Anti-FLJ25609, Anti-GrpE-like 1, mitochondrial (*E. coli*), Anti-HMGE

[All Photos \(7\)](#)

Product No.	Clonality	Application	Species Reactivity	Citations	SDS
<b>HPA036647</b>	polyclonal	IF, IHC	rat, mouse, human	3	

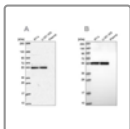


### Anti-GRSF1 antibody produced in rabbit

**Synonym(s):** Anti-G-rich RNA sequence binding factor 1

[All Photos \(17\)](#)


Product No.	Clonality	Application	Species Reactivity	Citations	SDS
<b>HPA036984</b>	polyclonal	IF, IHC	human	1	
<b>HPA036985</b>	polyclonal	IF, IHC	human	20	



## Anti-GRWD1 antibody produced in rabbit

[All Photos](#) (2)

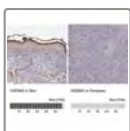
Product No.	Clonality	Application	Species Reactivity	Citations	SDS
<a href="#">HPA055680</a>	polyclonal	IF	human		



## Anti-G0S2 Antibody, clone 2C13 ZooMAb<sup>®</sup> Rabbit Monoclonal

[All Photos](#) (8)

Product No.	Clonality	Application	Species Reactivity	Citations	SDS
<a href="#">ZRB1813</a>	2C13, monoclonal recombinant monoclonal	IHC (p), WB, affinity binding assay	rat, mouse, human		



## Anti-GSDMA antibody produced in rabbit


**Synonym(s):** Anti-Gasdermin-1, Anti-Gasdermin-A

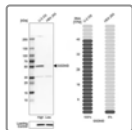
[All Photos](#) (12)

Product No.	Clonality	Application	Species Reactivity	Citations	SDS
<a href="#">HPA023313</a>	polyclonal	IHC	human	5	
<a href="#">HPA064826</a>	polyclonal	IHC	human		

**All Photos (5) Anti-GSDMB antibody produced in rabbit**

**Synonym(s):** Anti-GSDML, Anti-PRO2521


Product No.	Clonality	Application	Species Reactivity	Citations	SDS
<b>HPA052407</b>	polyclonal	IHC	human		

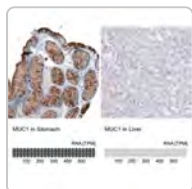


**Anti-GSDMD antibody produced in rabbit**

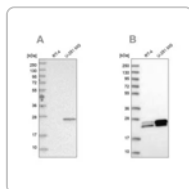
**Synonym(s):** Anti-DF5L, Anti-FLJ12150, Anti-GSDMDC1

**All Photos (1)**

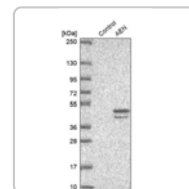
Product No.	Clonality	Application	Species Reactivity	Citations	SDS
<b>HPA044487</b>	polyclonal		human	9	



Sigma-Aldrich  
**AMAB91533**  
Monoclonal  
Anti-MUC1...



Sigma-Aldrich  
**HPA028118**  
Anti-GUK1



Sigma-Aldric  
**HPA0485**  
Anti-AEN  
antibody.

[View Price and Availability](#)

[View Price and Availability](#)



[View Price and Availat](#)



**Anti-GSDMD Antibody, clone 1D11 ZooMAb® Rabbit Monoclonal**





**Photos** (22)

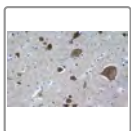
Product No.	Clonality	Application	Species Reactivity	Citations	SDS
<b>ZRB1274</b>	1D11, recombinant monoclonal	ICC, IHC (p), WB, affinity binding assay	human, mouse	 	



**Anti-GSDME/DFN5 Antibody, clone 1H7 ZooMAb<sup>®</sup> Rabbit Monoclonal**



**All**  
**Photos** (8)

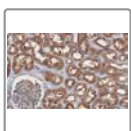
Product No.	Clonality	Application	Species Reactivity	Citations	SDS
<b>ZRB2184</b>	1H7, recombinant monoclonal	FACS, IHC, WB, affinity binding assay	human	 	



**Anti-GSK-3 $\beta$  Antibody, clone 1M12-1 ZooMAb<sup>®</sup> Rabbit Monoclonal**



**All**  
**Photos** (13)

Product No.	Clonality	Application	Species Reactivity	Citations	SDS
<b>ZRB1404</b>	1M12-1, recombinant monoclonal	ICC, IHC, WB	human, rat	 	




**Anti-GSK3 $\alpha$  Antibody, clone 2J11 ZooMAb<sup>®</sup> Rabbit Monoclonal**

**All**  
**Photos** (14)

Product No.	Clonality	Application	Species Reactivity	Citations	SDS
<b>ZRB1770</b>	2J11, recombinant	ICC, IHC (p),	human	 	

Product No.	Clonality	Application	Species Reactivity	Citations	SDS
	monoclonal	WB, affinity binding assay			




### Anti-GSPT2 antibody produced in rabbit

**Synonym(s):** Anti-FLJ10441, Anti-G1 To S Phase Transition 2, Anti-eRF3b

[All Photos](#) (3)

Product No.	Clonality	Application	Species Reactivity	Citations	SDS
<a href="#">HPA044769</a>	polyclonal	IF, IHC	human		



### Anti-GSPT1 antibody produced in rabbit

**Synonym(s):** Anti-ETF3A, Anti-G1 to S phase transition 1, Anti-GST1, Anti-eRF3a

[All Photos](#) (6)

Product No.	Clonality	Application	Species Reactivity	Citations	SDS
<a href="#">HPA052488</a>	polyclonal	IF, IHC	human		



### Anti-GSPT1 Antibody, clone 1F21 ZOOMAb<sup>®</sup> Rabbit Monoclonal

[All Photos](#) (5)

Product No.	Clonality	Application	Species Reactivity	Citations	SDS
<a href="#">ZRB2605</a>	recombinant monoclonal	ICC, IHC, WB	human		



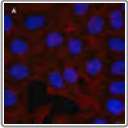
### Anti-GSS antibody produced in rabbit

**Synonym(s):** Anti-glutathione synthetase

[All Photos](#) (20)

Product No.	Clonality	Application	Species Reactivity	Citations	SDS
<a href="#">HPA059315</a>	polyclonal	IF, IHC	human		
<a href="#">HPA054508</a>	polyclonal	IF, IHC	human	1	





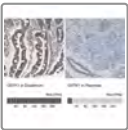
## Anti-GST Antibody, clone 5B8 , ZooMAb® Rabbit Monoclonal

**Synonym(s):** Glutathione S-transferase

[All](#)

[Photos](#) (12)

Product No.	Clonality	Application	Species Reactivity	Citations	SDS
<b>ZRB1223</b>	5B8, recombinant monoclonal	DB, ELISA, ICC, WB	all	 	




## Anti-GSTK1 antibody produced in rabbit

**Synonym(s):** Anti-GST 13-13, Anti-GST class-kappa, Anti-GSTK1-1, Anti-Glutathione S-transferase kappa 1, Anti-Glutathione S-transferase subunit 13, Anti-hGSTK1

[All](#)

[Photos](#) (6)


Product No.	Clonality	Application	Species Reactivity	Citations	SDS
<b>HPA006311</b>	polyclonal	IHC	human	4	

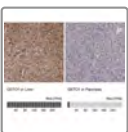


## Anti-GSTM3 antibody produced in rabbit

**Synonym(s):** Anti-Glutathione s-transferase mu 3 (brain), Anti-Gst5

[All Photos](#) (5)



Product No.	Clonality	Application	Species Reactivity	Citations	SDS
<b>HPA035190</b>	polyclonal	IHC	human		



## Anti-GSTO1 antibody produced in rabbit

**Synonym(s):** Anti-GSTTLp28, Anti-Glutathione S-transferase omega 1, Anti-P28

[All Photos](#) (14)



Product No.	Clonality	Application	Species Reactivity	Citations	SDS
<b>HPA037604</b>	polyclonal	IHC	human		
<b>HPA037603</b>	polyclonal	IHC	human		

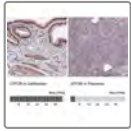


## Anti-GSTP1 antibody produced in rabbit

**Synonym(s):** Anti-GST class-pi, Anti-GSTP1-1, Anti-Glutathione S-transferase P

## All Photos (13)


Product No.	Clonality	Application	Species Reactivity	Citations	SDS
<a href="#">HPA019779</a>	polyclonal	IHC	human	5	
<a href="#">HPA019869</a>	polyclonal	IF, IHC	human	5	



### Anti-GTF2B antibody produced in rabbit

**Synonym(s):** Anti-TFIIB


## All Photos (5)

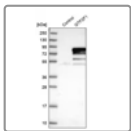
Product No.	Clonality	Application	Species Reactivity	Citations	SDS
<a href="#">HPA061626</a>	polyclonal	IF, IHC	human		



### Anti-GTF3C5 antibody produced in rabbit

## All Photos (2)


Product No.	Clonality	Application	Species Reactivity	Citations	SDS
<a href="#">HPA069805</a>	polyclonal	IF	human		



### Anti-GTF2F1 antibody produced in rabbit

**Synonym(s):** Anti-General transcription factor IIF polypeptide 1 74 kDa subunit protein, Anti-General transcription factor IIF subunit 1, Anti-TFIIF-alpha, Anti-Transcription initiation factor IIF subunit alpha, Anti-Transcription initiation factor RAP74

## All Photos (3)


Product No.	Clonality	Application	Species Reactivity	Citations	SDS
<a href="#">HPA022793</a>	polyclonal	IF, IHC	human	1	

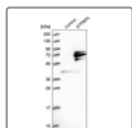


### Anti-GTF2H1 antibody produced in rabbit

**Synonym(s):** Anti-BTF2, Anti-P62, Anti-TFIIH

## All Photos (7)


Product No.	Clonality	Application	Species Reactivity	Citations	SDS
<a href="#">HPA046660</a>	polyclonal	IF, IHC	human		




## Anti-GTPBP4 antibody produced in rabbit

**Synonym(s):** Anti-Crfg, Anti-Flj10686, Anti-Flj10690, Anti-Gtp binding protein 4, Anti-Ngb, Anti-Nog1

[All Photos](#) (3)


Product No.	Clonality	Application	Species Reactivity	Citations	SDS
<a href="#">HPA039618</a>	polyclonal	IF, IHC	human		

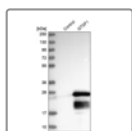


## Anti-GTPBP10 antibody produced in rabbit

**Synonym(s):** Anti-GTP-binding protein 10, Anti-ObgH2, Anti-Protein obg homolog 2

[All Photos](#) (6)


Product No.	Clonality	Application	Species Reactivity	Citations	SDS
<a href="#">HPA021076</a>	polyclonal	IHC	human	3	



## Anti-GTSF1 antibody produced in rabbit

**Synonym(s):** Anti-FAM112B, Anti-FLJ32942

[All Photos](#) (6)


Product No.	Clonality	Application	Species Reactivity	Citations	SDS
<a href="#">HPA038877</a>	polyclonal	IF, IHC	human		



## Anti-GTSF1L antibody produced in rabbit

**Synonym(s):** Anti-C20orf65, Anti-FAM112A, Anti-dJ1028D15.4


[All Photos](#) (3)

Product No.	Clonality	Application	Species Reactivity	Citations	SDS
<a href="#">HPA054694</a>	polyclonal	IHC	human		



## Anti-Guanylyl Cyclase $\alpha$ 1 antibody produced in rabbit


[All Photos](#) (3)

Product No.	Clonality	Application	Species Reactivity	Citations	SDS
<b>G4280</b>	polyclonal	IHC (p), IP, WB	mouse, rat, human, bovine	23	



### Anti-Guanylyl Cyclase $\beta$ 1 (ER-19) antibody produced in rabbit

**All Photos** (3)


Product No.	Clonality	Application	Species Reactivity	Citations	SDS
<b>G4405</b>	polyclonal	IHC (p), IP, WB	rat, mouse, human, bovine	19	

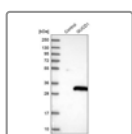


### Anti-GUCA2A antibody produced in rabbit

**Synonym(s):** Anti-Gap-I, Anti-Guanylate cyclase activator 2A, Anti-Guanylate cyclase-activating protein 1, Anti-Guanylin precursor

**All Photos** (4)


Product No.	Clonality	Application	Species Reactivity	Citations	SDS
<b>HPA018215</b>	polyclonal	IHC, WB	human	9	

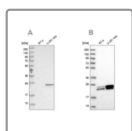


### Anti-GUCD1 antibody produced in rabbit

**Synonym(s):** Anti-C22orf13, Anti-Protein LLN4, Anti-Uncharacterized protein C22orf13


**All Photos** (2)

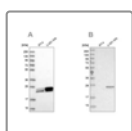
Product No.	Clonality	Application	Species Reactivity	Citations	SDS
<b>HPA022786</b>	polyclonal	IHC (p), WB	human	1	



### Anti-GUK1

**All Photos** (1)


Product No.	Clonality	Application	Species Reactivity	Citations	SDS
<b>HPA028118</b>	polyclonal	WB	human		

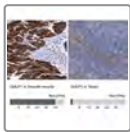


### Anti-GUK1 antibody produced in rabbit

**Synonym(s):** Anti-guanylate kinase 1

## All Photos (5)


Product No.	Clonality	Application	Species Reactivity	Citations	SDS
<a href="#">HPA048587</a>	polyclonal	IHC	human		



### Anti-GULP1 antibody produced in rabbit


**Synonym(s):** Anti-Cell death protein 6 homolog, Anti-GULP, Anti-PTB domain adapter protein CED-6, Anti-PTB domain-containing engulfment adapter protein 1

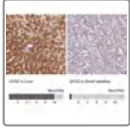
## All Photos (5)

Product No.	Clonality	Application	Species Reactivity	Citations	SDS
<a href="#">HPA020587</a>	polyclonal	IF, IHC	human, rat, mouse	6	

## All Photos (7) **Anti-GUSB antibody produced in rabbit**

**Synonym(s):** Anti-Glucuronidase,  $\beta$


Product No.	Clonality	Application	Species Reactivity	Citations	SDS
<a href="#">HPA036322</a>	polyclonal	IF, IHC	human		

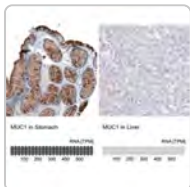


## **Anti-GYG2 antibody produced in rabbit**

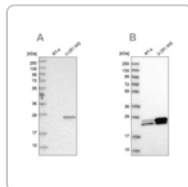
**Synonym(s):** Anti-GN-2

## All Photos (5)

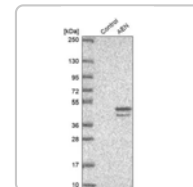
Product No.	Clonality	Application	Species Reactivity	Citations	SDS
<a href="#">HPA064686</a>	polyclonal	IF, IHC	human		



Sigma-Aldrich  
**AMAB91533**  
Monoclonal  
Anti-MUC1...



Sigma-Aldrich  
**HPA028118**  
Anti-GUK1



Sigma-Aldrich  
**HPA0485**  
Anti-AEN  
antibody.


[View Price and Availability](#)

[View Price and Availability](#)


[View Price and Availability](#)

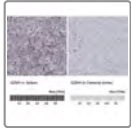


**Anti-GYPC antibody produced in rabbit**




**Synonym(s):** Anti-CD236 antigen antibody produced in rabbit, Anti-GLPC antibody produced in rabbit, Anti-GPD antibody produced in rabbit, Anti-Glycoconnectin antibody produced in rabbit, Anti-Glycophorin C antibody produced in rabbit, Anti-Glycophorin D antibody produced in rabbit, Anti-Glycoprotein  $\beta$  antibody produced in rabbit, Anti-PAS-2' antibody produced in rabbit, Anti-Sialoglycoprotein D antibody produced in rabbit

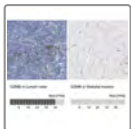
Product No.	Clonality	Application	Species Reactivity	Citations	SDS
<b>HPA008965</b>	polyclonal	IHC	human	3	



### Anti-GZMA antibody produced in rabbit

[All Photos](#) (3)


Product No.	Clonality	Application	Species Reactivity	Citations	SDS
<b>HPA076751</b>	polyclonal	IF, IHC	human		

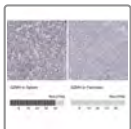


### Anti-GZMB antibody produced in rabbit

**Synonym(s):** Anti-C11 antibody produced in rabbit, Anti-CTLA-1 antibody produced in rabbit, Anti-CTSG1 antibody produced in rabbit, Anti-Cathepsin G-like 1 antibody produced in rabbit, Anti-Cytotoxic T-lymphocyte proteinase 2 antibody produced in rabbit, Anti-Fragmentin-2 antibody produced in rabbit, Anti-Granzyme B precursor antibody produced in rabbit, Anti-Granzyme-2 antibody produced in rabbit, Anti-HLP antibody produced in rabbit, Anti-Human lymphocyte protein antibody produced in rabbit, Anti-Lymphocyte protease antibody produced in rabbit, Anti-SECT antibody produced in rabbit, Anti-T-cell serine protease 1-3E antibody produced in rabbit

[All Photos](#) (7)


Product No.	Clonality	Application	Species Reactivity	Citations	SDS
<b>HPA003418</b>	polyclonal	IHC	human	8	

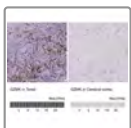


### Anti-GZMH antibody produced in rabbit

**Synonym(s):** Anti-CCP-X, Anti-CGL-2, Anti-CSP-C, Anti-CTLA1, Anti-CTSG2, Anti-FLJ40193, Anti-granzyme H (cathepsin G-like 2, protein h-CCPX)



[All Photos](#) (6)

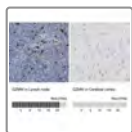
Product No.	Clonality	Application	Species Reactivity	Citations	SDS
<b>HPA029200</b>	polyclonal	IHC	human	1	



### Anti-GZMK antibody produced in rabbit

[All Photos](#) (9)


Product No.	Clonality	Application	Species Reactivity	Citations	SDS
<a href="#">HPA065895</a>	polyclonal	IF, IHC	human		
<a href="#">HPA063181</a>	polyclonal	IHC	human	1	

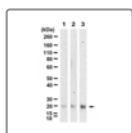


### Anti-GZMM antibody produced in rabbit

**Synonym(s):** Anti-LMET1, Anti-MET1, Anti-granzyme M (lymphocyte met-ase 1)



[All Photos](#) (3)

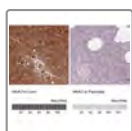
Product No.	Clonality	Application	Species Reactivity	Citations	SDS
<a href="#">HPA015624</a>	polyclonal	IHC	human	6	



### Anti-H-Ras Antibody, clone 3B13 ZooMAb<sup>®</sup> Rabbit Monoclonal

[All Photos](#) (6)



Product No.	Clonality	Application	Species Reactivity	Citations	SDS
<a href="#">ZRB1850</a>	3B13, recombinant monoclonal	ELISA, WB, affinity binding assay	mouse, rat, human		 



### Anti-HAAO antibody produced in rabbit

**Synonym(s):** Anti-3-hydroxyanthranilate 3,4-dioxygenase

[All Photos](#) (14)

Product No.	Clonality	Application	Species Reactivity	Citations	SDS
<a href="#">HPA036394</a>	polyclonal	IHC	human		
<a href="#">HPA042024</a>	polyclonal	IHC	human		




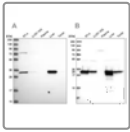
### Anti-HACD3 antibody produced in rabbit

**Synonym(s):** Anti-B-ind1, Anti-HSPC121, Anti-PTPLAD1

[All Photos](#) (5)





Product No.	Clonality	Application	Species Reactivity	Citations	SDS
<a href="#">HPA014837</a>	polyclonal	IF, IHC	human	4	



### Anti-HADH antibody produced in rabbit

[All Photos](#) (2)


Product No.	Clonality	Application	Species Reactivity	Citations	SDS
<a href="#">HPA043888</a>	polyclonal	IF	human		

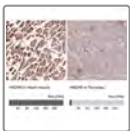


### Anti-HADHA antibody produced in rabbit

**Synonym(s):** Anti-78 kDa gastrin-binding protein, Anti-TP-alpha, Anti-Trifunctional enzyme subunit alpha, mitochondrial precursor

[All Photos](#) (7)




Product No.	Clonality	Application	Species Reactivity	Citations	SDS
<a href="#">HPA015536</a>	polyclonal	IF, IHC	mouse, human	1	



### Anti-HADHB antibody produced in rabbit

**Synonym(s):** Anti-Hydroxyacyl-CoA dehydrogenase/3-ketoacyl-CoA thiolase/enoyl-CoA hydratase (trifunctional protein),  $\beta$  subunit, Anti-MTPB

[All Photos](#) (12)


Product No.	Clonality	Application	Species Reactivity	Citations	SDS
<a href="#">HPA037539</a>	polyclonal	IHC	human, rat, mouse	1	
<a href="#">HPA066099</a>	polyclonal	IF	human		
<a href="#">HPA037540</a>	polyclonal	IHC	human		

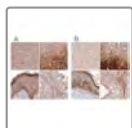


### Anti-H2AFY2 antibody produced in rabbit

**Synonym(s):** Anti-H2A histone family, member Y2, Anti-MacroH2A2

[All Photos](#) (6)

Product No.	Clonality	Application	Species Reactivity	Citations	SDS
<a href="#">HPA035865</a>	polyclonal	IF, IHC	human	1	

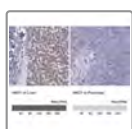


## Anti-HAL antibody produced in rabbit

**Synonym(s):** Anti-HIS, Anti-Histidine ammonia-lyase

[All Photos](#) (11)

Product No.	Clonality	Application	Species Reactivity	Citations	SDS
<a href="#">HPA038547</a>	polyclonal	IHC	human	3	
<a href="#">HPA038548</a>	polyclonal	IHC	human		

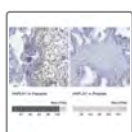


## Anti-HAO1 antibody produced in rabbit

**Synonym(s):** Anti-GOX, Anti-GOX1, Anti-hydroxyacid oxidase (glycolate oxidase) 1

[All Photos](#) (10)

Product No.	Clonality	Application	Species Reactivity	Citations	SDS
<a href="#">HPA049552</a>	polyclonal	IHC	human	1	
<a href="#">HPA072442</a>	polyclonal	IF, IHC, WB	human		

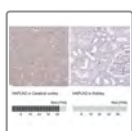


## Anti-HAPLN1 antibody produced in rabbit

**Synonym(s):** Anti-Cartilage link protein, Anti-Hyaluronan and proteoglycan link protein 1, Anti-LP, Anti-Proteoglycan link protein

[All Photos](#) (17)

Product No.	Clonality	Application	Species Reactivity	Citations	SDS
<a href="#">HPA019482</a>	polyclonal	IHC	human	3	
<a href="#">HPA019105</a>	polyclonal	IF, IHC	human	5	



## Anti-HAPLN2 antibody produced in rabbit



[All Photos](#) (6)

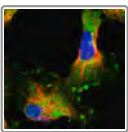
Product No.	Clonality	Application	Species Reactivity	Citations	SDS
<a href="#">HPA045765</a>	polyclonal	IHC	human		



## Anti-Haptoglobin Antibody, clone 2D22 ZooMAb<sup>®</sup> Rabbit Monoclonal

[All Photos](#) (8)


Product No.	Clonality	Application	Species Reactivity	Citations	SDS
<b>ZRB1612</b>	2D22, recombinant monoclonal	IHC (p), WB, affinity binding assay	human	 	




## Anti-HARBI1 antibody produced in rabbit

**Synonym(s):** Anti-C11orf77, Anti-FLJ32675, Anti-Harbinger transposase derived 1

[All Photos](#) (2)


Product No.	Clonality	Application	Species Reactivity	Citations	SDS
<b>HPA038671</b>	polyclonal	IF	human		




## Anti-HARS antibody produced in rabbit

**Synonym(s):** Anti-Histidyl-tRNA synthase

[All Photos](#) (7)


Product No.	Clonality	Application	Species Reactivity	Citations	SDS
<b>HPA036539</b>	polyclonal	IF, IHC	mouse, rat, human	5	



## Anti-HARS2 antibody produced in rabbit

**Synonym(s):** Anti-HARSL, Anti-HARSR, Anti-HO3, Anti-Histidyl-tRNA synthase 2, mitochondrial (putative)

[All Photos](#) (3)


Product No.	Clonality	Application	Species Reactivity	Citations	SDS
<b>HPA035941</b>	polyclonal	IF, IHC	human		

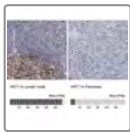


## Anti-HAS3 antibody produced in rabbit

**Synonym(s):** Anti-Hyaluronan synthase 3

## All Photos (4)


Product No.	Clonality	Application	Species Reactivity	Citations	SDS
<a href="#">HPA031554</a>	polyclonal	IHC	human		




### Anti-HAT1 antibody produced in rabbit

**Synonym(s):** Anti-Histone acetyltransferase 1, Anti-KAT1

## All Photos (6)



Product No.	Clonality	Application	Species Reactivity	Citations	SDS
<a href="#">HPA036788</a>	polyclonal	IF, IHC	mouse, human, rat	4	

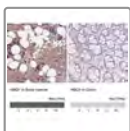


### Anti-HAUS1 antibody produced in rabbit

**Synonym(s):** Anti-Ccdc5, Anti-Flj40084, Anti-Haus augmin-like complex, subunit 1, Anti-Hei-c, Anti-Hst1461


## All Photos (5)


Product No.	Clonality	Application	Species Reactivity	Citations	SDS
<a href="#">HPA040652</a>	polyclonal	IHC	human		
<a href="#">HPA040601</a>	polyclonal	IF, IHC	human		



### Anti-HBQ1 antibody produced in rabbit


## All Photos (4)


Product No.	Clonality	Application	Species Reactivity	Citations	SDS
<a href="#">HPA062473</a>	polyclonal	IF, IHC	human		



### Anti-HBS1L antibody produced in rabbit

## All Photos (6)



Product No.	Clonality	Application	Species Reactivity	Citations	SDS
<a href="#">HPA029729</a>	polyclonal	IF, IHC	rat, mouse, human	2	



## Anti-HBV X-Protein Antibody, clone 227 ZooMAb<sup>®</sup> Mouse Monoclonal

All

Photos (6)



Product No.	Clonality	Application	Species Reactivity	Citations	SDS
<b>ZMS1083</b>	227, recombinant monoclonal	ELISA, WB, affinity binding assay	hepatitis B virus	 	



## Anti-hCE-1/CES1 Antibody, clone 1D4 ZooMAb<sup>®</sup> Rabbit Monoclonal



All


Photos (8)

Product No.	Clonality	Application	Species Reactivity	Citations	SDS
<b>ZRB2217</b>	1D4, recombinant monoclonal	ICC, IHC, WB, affinity binding assay	rat, human, mouse	 	

**All  
Photos** (13)

## Anti-HCF-1 Antibody, clone 1B17 ZooMAb<sup>®</sup> Rabbit Monoclonal


Product No.	Clonality	Application	Species Reactivity	Citations	SDS
<b>ZRB1460</b>	1B17, recombinant monoclonal	ICC, IHC (p), WB, affinity binding assay	mouse, rat, human		 

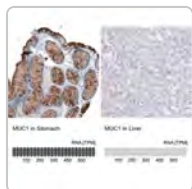


## Anti-HDAC2 antibody produced in rabbit

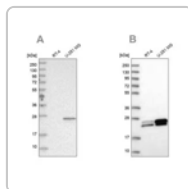
**Synonym(s):** Anti-HD2, Anti-Histone deacetylase 2

**All Photos** (7)

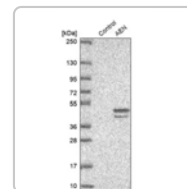
Product No.	Clonality	Application	Species Reactivity	Citations	SDS
<b>HPA011727</b>	polyclonal	IF, IHC	mouse, human	5	



Sigma-Aldrich  
**AMAB91533**  
Monoclonal  
Anti-MUC1...



Sigma-Aldrich  
**HPA028118**  
Anti-GUK1



Sigma-Aldrich  
**HPA048560**  
Anti-AEN  
antibody.

[View Price and Availability](#)

[View Price and Availability](#)

[View Price and Availability](#)

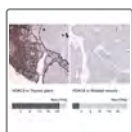


### Anti-HDAC1 antibody produced in rabbit

**Synonym(s):** Anti-GON-10, Anti-HD1, Anti-RPD3L1, Anti-histone deacetylase 1

[All Photos](#) (5)

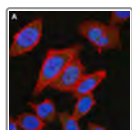
Product No.	Clonality	Application	Species Reactivity	Citations	SDS
<b>HPA029693</b>	polyclonal	IF, IHC	human	1	



### Anti-HDAC8 antibody produced in rabbit

[All Photos](#) (7)

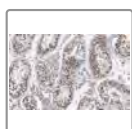
Product No.	Clonality	Application	Species Reactivity	Citations	SDS
<b>HPA048560</b>	polyclonal	IF, IHC	human	2	



### Anti-HDAC4 Antibody, clone 1C16 ZooMAb<sup>®</sup> Rabbit Monoclonal



[All Photos](#) (8)

Product No.	Clonality	Application	Species Reactivity	Citations	SDS
<b>ZRB1550</b>	1C16, recombinant monoclonal	ICC, WB, affinity binding assay	human, mouse		



### Anti-HDAC2 Antibody, clone 1E22 ZooMAb<sup>®</sup> Rabbit Monoclonal



**All**  
**Photos** (10)

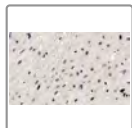
Product No.	Clonality	Application	Species Reactivity	Citations	SDS
<b>ZRB1208</b>	1E22, monoclonal recombinant monoclonal	ICC, IHC (p), WB	mouse, monkey, human	 	



**Anti-HDAC3 Antibody, clone 1H19 ZooMAb<sup>®</sup> Rabbit Monoclonal**



**All**  
**Photos** (20)

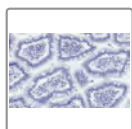
Product No.	Clonality	Application	Species Reactivity	Citations	SDS
<b>ZRB1725</b>	1H19, recombinant monoclonal	ICC, IHC (p), WB, affinity binding assay	human, monkey, mouse, rat	 	



**Anti-HDAC7 Antibody, clone 1L17 ZooMAb<sup>®</sup> Rabbit Monoclonal**

**All**  
**Photos** (17)

Product No.	Clonality	Application	Species Reactivity	Citations	SDS
<b>ZRB1551</b>	1L17, recombinant monoclonal	ICC, IHC (p), WB, affinity binding assay	human, rat, mouse	 	





**Anti-HDAC1 Antibody, clone 4D21 , ZooMAb<sup>®</sup> Rabbit Monoclonal**

**Synonym(s):** EC3.5.1.98, HD1, HDAC1

**All**  
**Photos** (23)





Product No.	Clonality	Application	Species Reactivity	Citations	SDS
<b>ZRB1231</b>	4D21, recombinant monoclonal	ICC, IHC (p), WB	human, mouse		 



### Anti-HDGF antibody produced in rabbit

**Synonym(s):** Anti-HMG1L2

[All Photos](#) (12)



Product No.	Clonality	Application	Species Reactivity	Citations	SDS
<b>HPA053422</b>	polyclonal	IF, IHC	human		
<b>HPA048728</b>	polyclonal	IF, IHC	human		



### Anti-HDGFL1 antibody produced in rabbit

**Synonym(s):** Anti-PWWP1, Anti-dJ309H15.1, Anti-hepatoma derived growth factor-like 1

[All Photos](#) (14)




Product No.	Clonality	Application	Species Reactivity	Citations	SDS
<b>HPA063707</b>	polyclonal	IHC	human		
<b>HPA045679</b>	polyclonal	IHC	human	1	

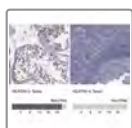


### Anti-HDHD3 antibody produced in rabbit

**Synonym(s):** Anti-Haloacid dehalogenase-like hydrolase domain-containing protein 3


[All Photos](#) (16)

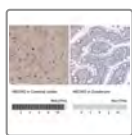
Product No.	Clonality	Application	Species Reactivity	Citations	SDS
<b>HPA024158</b>	polyclonal	IHC	human	1	
<b>HPA024585</b>	polyclonal	IF, IHC	human		
<b>HPA020427</b>	polyclonal	IF, IHC	human	1	



### Anti-HEATR4 antibody produced in rabbit

[All Photos](#) (3)


Product No.	Clonality	Application	Species Reactivity	Citations	SDS
<b>HPA079348</b>	polyclonal	IF, IHC	human		




### Anti-HECW2 antibody produced in rabbit

**Synonym(s):** Anti-HECT, C2 and WW domain containing E3 ubiquitin protein ligase 2, Anti-KIAA1301, Anti-NEDL2

**All Photos** (6)



Product No.	Clonality	Application	Species Reactivity	Citations	SDS
<b>HPA034609</b>	polyclonal	IF, IHC	human		



### Anti-Helicase MOV-10 Antibody, clone 3B8 ZooMAb<sup>®</sup> Rabbit Monoclonal

**Synonym(s):** Armitage homolog, Moloney leukemia virus 10 protein

**All Photos** (11)


Product No.	Clonality	Application	Species Reactivity	Citations	SDS
<b>ZRB1112</b>	3B8, monoclonal recombinant monoclonal	ICC, IHC, WB, affinity binding assay	human		 




### Anti-HELLS antibody produced in rabbit

**Synonym(s):** Anti-LSH, Anti-Nbla10143, Anti-PASG, Anti-SMARCA6

**All Photos** (7)


Product No.	Clonality	Application	Species Reactivity	Citations	SDS
<b>HPA063242</b>	polyclonal	IF, IHC	human	2	




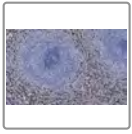
### Anti-HELT antibody produced in rabbit

**Synonym(s):** Anti-HCM1228, Anti-HESL, Anti-MEGANE, Anti-Mgn, Anti-bHLHb44, Anti-HES/HEY-like transcription factor

**All Photos** (4)



Product No.	Clonality	Application	Species Reactivity	Citations	SDS
<b>HPA036189</b>	polyclonal	IHC	human		

Product No.	Clonality	Application	Species Reactivity	Citations	SDS
<b>HPA036188</b>	polyclonal	IHC	human	1	



**Anti-Heme Oxygenase 1 Antibody, clone 1F8**  
**ZooMAb<sup>®</sup> Rabbit Monoclonal**




**All**  
**Photos** (12)

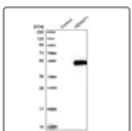
Product No.	Clonality	Application	Species Reactivity	Citations	SDS
<b>ZRB1609</b>	1F8, recombinant monoclonal	ICC, IHC (p), WB	human		 



**Anti-HEMGN antibody produced in rabbit**

**All Photos** (23)


Product No.	Clonality	Application	Species Reactivity	Citations	SDS
<b>HPA019604</b>	polyclonal	IHC	human	2	
<b>HPA019572</b>	polyclonal	IHC	human	2	
<b>HPA019606</b>	polyclonal	IHC, WB	human	2	

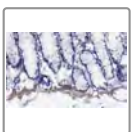


**Anti-HENMT1 antibody produced in rabbit**

**Synonym(s):** Anti-C1orf59, Anti-FLJ30525, Anti-UPF0486 protein C1orf59



**All Photos** (5)

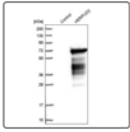
Product No.	Clonality	Application	Species Reactivity	Citations	SDS
<b>HPA028464</b>	polyclonal	IHC	human	1	



**Anti-Heparan Sulfate Antibody, clone T320.11**  
**ZooMAb<sup>®</sup> Mouse Monoclonal**

**All**  
**Photos** (10)


Product No.	Clonality	Application	Species Reactivity	Citations	SDS
<b>ZMS1091</b>	T320.11, recombinant monoclonal	IF, IHC, WB	human, rat	 	




### Anti-HERPUD2 antibody produced in rabbit

**Synonym(s):** Anti-Homocysteine-responsive endoplasmic reticulum-resident ubiquitin-like domain member 2 protein



**All Photos** (2)

Product No.	Clonality	Application	Species Reactivity	Citations	SDS
<b>HPA015630</b>	polyclonal	IHC	human		



### Anti-HES-1 Antibody, clone 2J12 ZooMAb<sup>®</sup> Rabbit Monoclonal

**All Photos** (15)


Product No.	Clonality	Application	Species Reactivity	Citations	SDS
<b>ZRB2234</b>	2J12, recombinant monoclonal	FACS, ICC, IHC, WB, affinity binding assay	human	 	



### Anti-HESX1 antibody produced in rabbit

**Synonym(s):** Anti-Homeobox expressed in ES cells 1, Anti-Homeobox protein ANF, Anti-hAnf

**All Photos** (3)



Product No.	Clonality	Application	Species Reactivity	Citations	SDS
<b>HPA024187</b>	polyclonal	IHC	human		

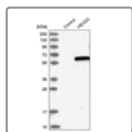


### Anti-HEXB antibody produced in rabbit

**Synonym(s):** Anti-hexosaminidase B (beta polypeptide)

**All Photos** (12)


Product No.	Clonality	Application	Species Reactivity	Citations	SDS
<b>HPA056010</b>	polyclonal	IHC	human		
<b>HPA055409</b>	polyclonal	IHC	human		



### Anti-HEXDC antibody produced in rabbit

**Synonym(s):** Anti-Hexosaminidase domain-containing protein

[All Photos](#) (3)



Product No.	Clonality	Application	Species Reactivity	Citations	SDS
<b>HPA023379</b>	polyclonal	IF, IHC	human	3	



### Anti-HEXIM2 antibody produced in rabbit

**Synonym(s):** Anti-Hexamethylene bis-acetamide-inducible protein 2, Anti-Protein HEXIM2, Anti-FLJ32384, Anti-IEDA, Anti-PGR10, Anti-hexamthylene bis-acetamide inducible 2



[All Photos](#) (8)


Product No.	Clonality	Application	Species Reactivity	Citations	SDS
<b>HPA023323</b>	polyclonal	IHC	human	2	
<b>HPA028455</b>	polyclonal	IF, IHC	human		



### Anti-Hexokinase 1 Antibody, clone 3B19 ZooMAb<sup>®</sup> Rabbit Monoclonal

[All Photos](#) (7)



Product No.	Clonality	Application	Species Reactivity	Citations	SDS
<b>ZRB2025</b>	3B19, recombinant monoclonal	ICC, IHC, WB, affinity binding assay	human, mouse, rat		 




## Anti-Hexokinase-2 Antibody, clone 1F3 ZooMAb<sup>®</sup> Rabbit Monoclonal

All

Photos (9)

Product No.	Clonality	Application	Species Reactivity	Citations	SDS
<b>ZRB2249</b>	1F3, recombinant monoclonal	FACS, IHC, WB, affinity binding assay	mouse, human	 	




## Anti-HEY1 antibody produced in rabbit

**Synonym(s):** Anti-BHLHb31, Anti-CHF-2, Anti-CHF2, Anti-HERP2, Anti-hairy/enhancer-of-split related with YRPW motif 1


All

Photos (2)

Product No.	Clonality	Application	Species Reactivity	Citations	SDS
<b>HPA055599</b>	polyclonal	IHC, WB	human		

## All Photos (5) **Anti-H1F0 antibody produced in rabbit**

**Synonym(s):** Anti-Histone H1', Anti-Histone H1(0), Anti-Histone H1.0


Product No.	Clonality	Application	Species Reactivity	Citations	SDS
<b>HPA000843</b>	polyclonal	IF, IHC	human	3	

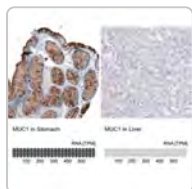



## **Anti-HFE antibody produced in rabbit**

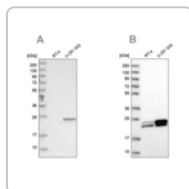
**Synonym(s):** Anti-HLA-H, Anti-Hereditary hemochromatosis protein precursor

## All Photos (5)

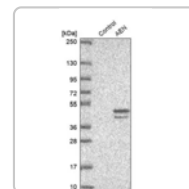
Product No.	Clonality	Application	Species Reactivity	Citations	SDS
<b>HPA017276</b>	polyclonal	IHC	human	1	



Sigma-Aldrich  
**AMAB91533**  
Monoclonal  
Anti-MUC1...



Sigma-Aldrich  
**HPA028118**  
Anti-GUK1

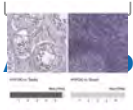


Sigma-Aldric  
**HPA0485**  
Anti-AEN  
antibody.



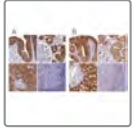
## **Anti-H1FOO antibody produced in rabbit**

**Synonym(s):** Anti-H1 histone family, member O, oocyte-specific



[Photos](#) (6)

Product No.	Clonality	Application	Species Reactivity	Citations	SDS
<a href="#">HPA037992</a>	polyclonal	IHC	human	3	



### Anti-HGD antibody produced in rabbit

**Synonym(s):** Anti-AKU, Anti-HGO

[All Photos](#) (19)

Product No.	Clonality	Application	Species Reactivity	Citations	SDS
<a href="#">HPA047374</a>	polyclonal	IHC	human	3	
<a href="#">HPA052359</a>	polyclonal	IF, IHC	human		

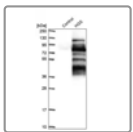


### Anti-HGFAC antibody produced in rabbit

**Synonym(s):** Anti-HGFA, Anti-HGFAP

[All Photos](#) (10)

Product No.	Clonality	Application	Species Reactivity	Citations	SDS
<a href="#">HPA059076</a>	polyclonal	IHC	human		
<a href="#">HPA058279</a>	polyclonal	IHC	human		

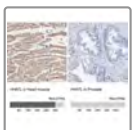


### Anti-HGS antibody produced in rabbit

**Synonym(s):** Anti-Hepatocyte growth factor-regulated tyrosine kinase substrate antibody produced in rabbit, Anti-Hrs antibody produced in rabbit, Anti-Protein pp110 antibody produced in rabbit

[All Photos](#) (6)

Product No.	Clonality	Application	Species Reactivity	Citations	SDS
<a href="#">HPA004872</a>	polyclonal	IF, IHC	human	2	




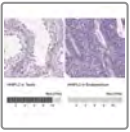
### Anti-HHATL antibody produced in rabbit

**Synonym(s):** Anti-GUP1, Anti-Glycerol uptake/transporter homolog, Anti-Hedgehog acyltransferase-like protein, Anti-Protein-cysteine N-palmitoyltransferase HHAT-like protein

[All Photos](#) (5)




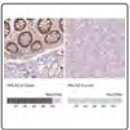
Product No.	Clonality	Application	Species Reactivity	Citations	SDS
<b>HPA018174</b>	polyclonal	IHC	human	6	



### Anti-HHIPL2 antibody produced in rabbit


[All Photos](#) (3)

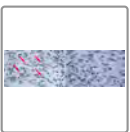
Product No.	Clonality	Application	Species Reactivity	Citations	SDS
<b>HPA059673</b>	polyclonal	IHC	human		



### Anti-HHLA2 antibody produced in rabbit

[All Photos](#) (6)


Product No.	Clonality	Application	Species Reactivity	Citations	SDS
<b>HPA055478</b>	polyclonal	IHC, WB	human	5	



### Anti-HHV-8 LNA-1 Antibody, clone 5L10 ZooMAb<sup>®</sup> Rabbit Monoclonal



[All Photos](#) (4)

Product No.	Clonality	Application	Species Reactivity	Citations	SDS
<b>ZRB2637</b>	5L10, recombinant monoclonal	FACS, ICC, IHC, WB	virus		 



### Anti-HHV-8 LNA-1 Antibody, clone LN53 ZooMAb<sup>®</sup> Rat Monoclonal

[All Photos](#) (3)

Product No.	Clonality	Application	Species Reactivity	Citations	SDS
<b>ZRT1335</b>	LN53, recombinant monoclonal	ICC, IHC, WB	virus		 



### Anti-HIBADH antibody produced in rabbit



**Synonym(s):** Anti-3-hydroxyisobutyrate dehydrogenase, mitochondrial, Anti-HIBADH

[All Photos](#) (14)

Product No.	Clonality	Application	Species Reactivity	Citations	SDS
<a href="#">HPA021002</a>	polyclonal	IHC	human	3	
<a href="#">HPA019522</a>	polyclonal	IHC	human		

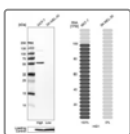


### Anti-HIBCH antibody produced in rabbit

**Synonym(s):** Anti-3-hydroxyisobutyryl-CoA hydrolase

[All Photos](#) (17)

Product No.	Clonality	Application	Species Reactivity	Citations	SDS
<a href="#">HPA036540</a>	polyclonal	IF, IHC	human		
<a href="#">HPA036541</a>	polyclonal	IF, IHC	human	3	

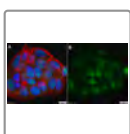


### Anti-HID1 antibody produced in rabbit

**Synonym(s):** Anti-C17orf28, Anti-Down-regulated in multiple cancers 1, Anti-UPF0663 transmembrane protein C17orf28

[All Photos](#) (2)

Product No.	Clonality	Application	Species Reactivity	Citations	SDS
<a href="#">HPA023095</a>	polyclonal	IHC	human	2	



### Anti-HIF-2 $\alpha$ /EPAS1 Antibody, clone 2L21 ZooMAb<sup>®</sup> Rabbit Monoclonal

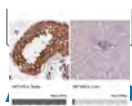
**Synonym(s):** Anti-GATA4 Antibody, clone 1K15 ZooMAb<sup>®</sup> Rabbit Monoclonal

[All Photos](#) (8)

Product No.	Clonality	Application	Species Reactivity	Citations	SDS
<a href="#">ZRB2228</a>	2L21, recombinant monoclonal	ELISA, ICC, WB, affinity binding assay	human		



### Anti-HIF1AN antibody produced in rabbit



**Synonym(s):** Anti-DKFZp762F1811, Anti-FIH1, Anti-FLJ20615, Anti-FLJ22027

**Photos** (3)

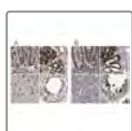
Product No.	Clonality	Application	Species Reactivity	Citations	SDS
<a href="#">HPA065302</a>	polyclonal	IHC	human		



### Anti-HINT2 antibody produced in rabbit

**All Photos** (6)

Product No.	Clonality	Application	Species Reactivity	Citations	SDS
<a href="#">HPA059109</a>	polyclonal	IF, IHC	human		



### Anti-HIP1 antibody produced in rabbit

**Synonym(s):** Anti-HIP-I, Anti-Huntingtin-interacting protein 1

**All Photos** (20)

Product No.	Clonality	Application	Species Reactivity	Citations	SDS
<a href="#">HPA017964</a>	polyclonal	IHC	human	3	
<a href="#">HPA013606</a>	polyclonal	IF, IHC	mouse, rat, human	3	

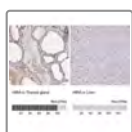


### Anti-HIP1R antibody produced in rabbit

**Synonym(s):** Anti-FLJ14000, Anti-HIP12, Anti-HIP3, Anti-ILWEQ, Anti-KIAA0655

**All Photos** (14)


Product No.	Clonality	Application	Species Reactivity	Citations	SDS
<a href="#">HPA038136</a>	polyclonal	IF, IHC	human		
<a href="#">HPA038135</a>	polyclonal	IF, IHC	human		

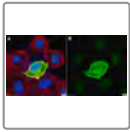


### Anti-HIRA antibody produced in rabbit

**Synonym(s):** Anti-DGCR1, Anti-TUP1, Anti-TUPLE1




**All Photos** (3)


Product No.	Clonality	Application	Species Reactivity	Citations	SDS
<b>HPA050714</b>	polyclonal	IHC	human		



### Anti-His tag Antibody, clone 1J13 ZooMAb<sup>®</sup> Rabbit Monoclonal

**All Photos** (6)




Product No.	Clonality	Application	Species Reactivity	Citations	SDS
<b>ZRB2297</b>	recombinant monoclonal	FACS, ICC, WB, affinity binding assay	all	  	

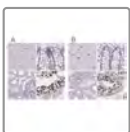


### Anti-Histamine Receptor 4 Antibody, clone 1E18 ZooMAb<sup>®</sup> Rabbit Monoclonal

**Synonym(s):** Anti-RNF213 Antibody, clone 1D10 ZooMAb<sup>®</sup> Rabbit Monoclonal



**All Photos** (9)

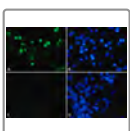
Product No.	Clonality	Application	Species Reactivity	Citations	SDS
<b>ZRB2178</b>	1E18, recombinant monoclonal	ICC, IHC, WB, affinity binding assay	human	  	



### Anti-HIST1H1T antibody produced in rabbit

**All Photos** (10)


Product No.	Clonality	Application	Species Reactivity	Citations	SDS
<b>HPA068266</b>	polyclonal	IHC	human		
<b>HPA065718</b>	polyclonal	IHC	human		

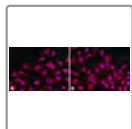


### Anti-Histone Deacetylase 4 (HDAC4) (DM-15) antibody produced in rabbit

**Synonym(s):** Anti-HDAC4


**All**  
**Photos** (3)

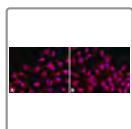
Product No.	Clonality	Application	Species Reactivity	Citations	SDS
<b>H9536</b>	polyclonal	ARR, IF, IP, WB	human, mouse, rat	9	



**Anti-Histone Deacetylase 4 (HDAC4) (ML-19) antibody produced in rabbit**


**All**  
**Photos** (5)

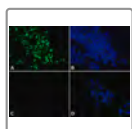
Product No.	Clonality	Application	Species Reactivity	Citations	SDS
<b>H9411</b>	polyclonal	ARR, IF, IP, WB	rat, human, mouse	9	



**Anti-Histone Deacetylase 4 (HDAC4) antibody, Mouse monoclonal**


**All**  
**Photos** (2)

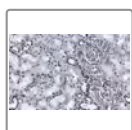
Product No.	Clonality	Application	Species Reactivity	Citations	SDS
<b>H0163</b>	HDAC4-144, monoclonal	ICC, IP, WB	human, rat, mouse	3	



**Anti-Histone Deacetylase 8 (HDAC8) antibody produced in rabbit**



**All**  
**Photos** (1)


Product No.	Clonality	Application	Species Reactivity	Citations	SDS
<b>H8038</b>	polyclonal	ICC, IP, WB	human, mouse	7	



**Anti-Histone H1 Antibody, clone 2D17 ZooMAb<sup>®</sup> Rabbit Monoclonal**


**All**  
**Photos** (13)

Product No.	Clonality	Application	Species Reactivity	Citations	SDS
<b>ZRB1909</b>	2D17, recombinant monoclonal	ICC, IHC, WB, affinity binding assay	mouse, human	 	



**Anti-Histone H1E frameshift Antibody, clone 1D8  
ZooMAb<sup>®</sup> Rabbit Monoclonal**



**All  
Photos** (22)

Product No.	Clonality	Application	Species Reactivity	Citations	SDS
<b>ZRB1343</b>	1D8, recombinant monoclonal	ICC, IHC, IP, WB		 	





**Anti-Histone H2A Antibody, clone 1O19 ZooMAb<sup>®</sup> Rabbit  
Monoclonal**

**All  
Photos** (6)

Product No.	Clonality	Application	Species Reactivity	Citations	SDS
<b>ZRB2236</b>	1O19, recombinant monoclonal	IHC, WB, affinity binding assay	yeast, human	 	



**All**  
**Photos** (26) **Anti-Histone H2A.X Antibody, clone 1C22 ZooMAb<sup>®</sup> Rabbit Monoclonal**  
**Synonym(s):** H2a/x, Histone H2AX

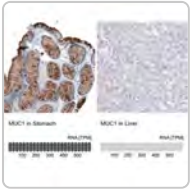
Product No.	Description	SDS
<b>ZRB1663</b>	recombinant, expressed in HEK 293 cells	 



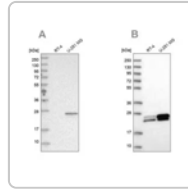
**Anti-Histone H2B Antibody, clone 1L5 ZooMAb<sup>®</sup> Rabbit Monoclonal**

**All**  
**Photos** (8)

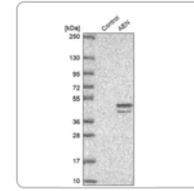
Product No.	Clonality	Application	Species Reactivity	Citations	SDS
<b>ZRB1694</b>	1L5, recombinant monoclonal	IHC, WB, affinity binding assay	rat, human	 	



Sigma-Aldrich  
**AMAB91533**  
 Monoclonal  
 Anti-MUC1...



Sigma-Aldrich  
**HPA028118**  
 Anti-GUK1





Sigma-Aldrich  
**HPA0485**  
 Anti-AEN  
 antibody.

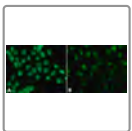


**Anti-Histone H2B Antibody, clone 4O11 ZoomAb® Rabbit Monoclonal**

Synonym(s): H2B


**All Photos** (8)

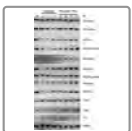
Product No.	Clonality	Application	Species Reactivity	Citations	SDS
<b>ZRB1624</b>	4O11, monoclonal recombinant monoclonal	IHC (p), WB, affinity binding assay	human, rat, monkey, mouse	 	



**Anti-Histone H3 (N-terminal) antibody produced in rabbit**


**All Photos** (3)

Product No.	Clonality	Application	Species Reactivity	Citations	SDS
<b>H9289</b>	polyclonal	IF, WB	human	35	

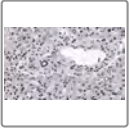


**Anti-Histone H3 antibody produced in rabbit**

**All Photos** (9)



Product No.	Clonality	Application	Species Reactivity	Citations	SDS
<b>H0164</b>	polyclonal	IF, WB	chicken, mouse, plant, <i>Drosophila</i> , rat, human, <i>Xenopus</i>	113	





**Anti-Histone H3-Lys9me2 Antibody, clone 2J13**  
**ZooMAb<sup>®</sup> Rabbit Monoclonal**



**All**  
**Photos** (13)


Product No.	Clonality	Application	Species Reactivity	Citations	SDS
<b>ZRB1836</b>	2J13, recombinant monoclonal	ICC, IHC, WB, inhibition assay	human, rat	 	



**Anti-Histone H3-Lys9me3 Antibody, clone 4J8**  
**ZooMAb<sup>®</sup> Rabbit Monoclonal**

**All**  
**Photos** (9)




Product No.	Clonality	Application	Species Reactivity	Citations	SDS
<b>ZRB1888</b>	4J8, recombinant monoclonal	IHC, WB, affinity binding assay, inhibition assay	mouse, rat, human	 	

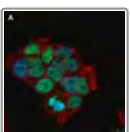


**Anti-Histone H3.2 Antibody, clone 1K5-L1 ZooMAb<sup>®</sup> Rabbit Monoclonal**

**Synonym(s):** Anti-GFAP Antibody, clone GA5 ZooMAb<sup>®</sup> Mouse Monoclonal

**All**  
**Photos** (6)



Product No.	Clonality	Application	Species Reactivity	Citations	SDS
<b>ZRB2388</b>	1K5-L1, recombinant monoclonal	IHC, WB, affinity binding assay	human, rat	  	




**Anti-Histone H3.3 G34R Antibody, clone 2L10**  
**ZooMAb<sup>®</sup> Rabbit Monoclonal**

**Synonym(s):** H3.3



**All**  
**Photos** (8)

Product No.	Clonality	Application	Species Reactivity	Citations	SDS
<b>ZRB1438</b>	recombinant monoclonal	ICC, WB, affinity binding assay	human	 	



**Anti-Histone H3.3 G34W Antibody, clone 2E20  
ZooMAb<sup>®</sup> Rabbit Monoclonal**



**All  
Photos** (10)

Product No.	Clonality	Application	Species Reactivity	Citations	SDS
<b>ZRB2854</b>	2E20, recombinant monoclonal	IHC, WB, affinity binding assay	human	 	



**Anti-Histone H4 Antibody, clone 5J18, ZooMAb<sup>®</sup> Rabbit  
Monoclonal**



**All  
Photos** (8)

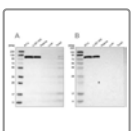
Product No.	Clonality	Application	Species Reactivity	Citations	SDS
<b>ZRB1000</b>	5J18, recombinant monoclonal	IHC (p), IP, WB	human, mouse	 	



**Anti-Histone Macro H2A.1 Antibody, clone 1M7  
ZooMAb<sup>®</sup> Rabbit Monoclonal**

**All  
Photos** (7)

Product No.	Clonality	Application	Species Reactivity	Citations	SDS
<b>ZRB2013</b>	1M7, recombinant monoclonal	ICC, IHC, WB, affinity binding assay	mouse, human	 	





**Anti-HK1 antibody produced in rabbit**

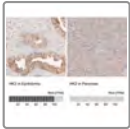
**Synonym(s):** Anti-Brain form hexokinase antibody produced in rabbit, Anti-HK I antibody produced in rabbit, Anti-Hexokinase type I antibody produced in rabbit, Anti-Hexokinase-1 antibody produced in

**All**

rabbit, Anti-Brain form hexokinase, Anti-HK I, Anti-Hexokinase type I, Anti-Hexokinase-1

**Photos** (6)


Product No.	Clonality	Application	Species Reactivity	Citations	SDS
<b>HPA007044</b>	polyclonal	IHC	human	5	
<b>HPA007043</b>	polyclonal	IHC	mouse, human, rat	5	

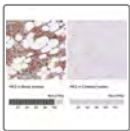


### Anti-HK2 antibody produced in rabbit

**Synonym(s):** Anti-hexokinase 2


**All Photos** (4)

Product No.	Clonality	Application	Species Reactivity	Citations	SDS
<b>HPA028587</b>	polyclonal	IHC	human	5	



### Anti-HK3 antibody produced in rabbit

**All Photos** (4)




Product No.	Clonality	Application	Species Reactivity	Citations	SDS
<b>HPA056743</b>	polyclonal	IHC	human	1	



### Anti-HLA-A Antibody, clone 2K7 ZooMAb<sup>®</sup> Rabbit Monoclonal

**All**




**Photos** (7)

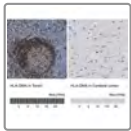
Product No.	Clonality	Application	Species Reactivity	Citations	SDS
<b>ZRB2491</b>	recombinant monoclonal	FACS, ICC, IHC, WB, affinity binding assay	human		  



### Anti-HLA-B Antibody, clone 1L21 ZooMAb<sup>®</sup> Rabbit Monoclonal

**All Photos** (7)


Product No.	Clonality	Application	Species Reactivity	Citations	SDS
<b>ZRB2779</b>	recombinant monoclonal	FACS, IF, IHC, WB, affinity binding assay	human		  

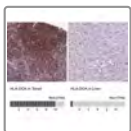


**Anti-HLA-DMA antibody produced in rabbit**

**Synonym(s):** Anti-AL662845.5, Anti-HLA class II histocompatibility antigen, DM alpha chain precursor, Anti-MHC class II antigen DMA

**All Photos** (4)


Product No.	Clonality	Application	Species Reactivity	Citations	SDS
<b>HPA012750</b>	polyclonal	IHC	human	3	



**Anti-HLA-DOA antibody produced in rabbit**

**Synonym(s):** Anti-HLA-D0- $\alpha$ , Anti-HLA-DNA, Anti-HLA-DZA, Anti-Major Histocompatibility Complex, Class II, DO Alpha

**All Photos** (6)


Product No.	Clonality	Application	Species Reactivity	Citations	SDS
<b>HPA045038</b>	polyclonal	IHC	human	1	

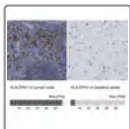


**Anti-HLA-DOB antibody produced in rabbit**

**Synonym(s):** Anti-AL671681.4 antibody produced in rabbit, Anti-HLA class II histocompatibility antigen, DO beta chain precursor, Anti-MHC class II antigen DOB

**All Photos** (3)

Product No.	Clonality	Application	Species Reactivity	Citations	SDS
<b>HPA013846</b>	polyclonal	IHC	human	3	





## Anti-HLA-DPA1 antibody produced in rabbit

**Synonym(s):** Anti-AL805913.4, Anti-DP(W3), Anti-DP(W4), Anti-HLA class II histocompatibility antigen, DP alpha chain precursor, Anti-HLA-SB alpha chain, Anti-MHC class II DP3-alpha

[All](#)

[Photos](#) (3)

Product No.	Clonality	Application	Species Reactivity	Citations	SDS
<a href="#">HPA017967</a>	polyclonal	IHC	human	4	




## Anti-HLA-DPB1 antibody produced in rabbit

**Synonym(s):** Anti-HLA class II histocompatibility antigen, DP(W4)  $\beta$ -chain precursor antibody produced in rabbit

[All](#)

[Photos](#) (6)



Product No.	Clonality	Application	Species Reactivity	Citations	SDS
<a href="#">HPA011078</a>	polyclonal	IHC	human	8	

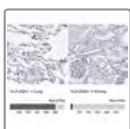


## Anti-HLA-DPB1 Antibody, clone 1E16 ZooMAb<sup>®</sup> Rabbit Monoclonal

[All](#)

[Photos](#) (9)

Product No.	Clonality	Application	Species Reactivity	Citations	SDS
<a href="#">ZRB2252</a>	1E16, recombinant monoclonal	FACS, ICC, IHC (p), WB, affinity binding assay	human		 




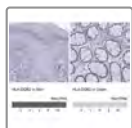
## Anti-HLA-DQA1 antibody produced in rabbit

**Synonym(s):** Anti-DC-1 alpha chain, Anti-HLA class II histocompatibility antigen, DQ(5) alpha chain precursor

[All](#)

[Photos](#) (4)

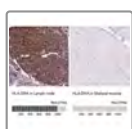
Product No.	Clonality	Application	Species Reactivity	Citations	SDS
<a href="#">HPA012315</a>	polyclonal	IHC	human	2	



## Anti-HLA-DQB2 antibody produced in rabbit

[All Photos](#) (3)

Product No.	Clonality	Application	Species Reactivity	Citations	SDS
<a href="#">HPA073187</a>	polyclonal	IF, IHC	human		




## Anti-HLA-DRA antibody produced in rabbit

**Synonym(s):** Anti-HLA-DRA1

[All Photos](#) (18)

Product No.	Clonality	Application	Species Reactivity	Citations	SDS
<a href="#">HPA050162</a>	polyclonal	IHC	human		
<a href="#">HPA053176</a>	polyclonal	IHC	human	1	

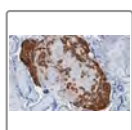


## Anti-HLA-E antibody produced in rabbit

**Synonym(s):** Anti-major histocompatibility complex, class I, E

[All Photos](#) (4)

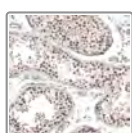
Product No.	Clonality	Application	Species Reactivity	Citations	SDS
<a href="#">HPA031454</a>	polyclonal	IF, IHC	human	1	



## Anti-HLA-G Antibody, clone 1C18 ZooMAb<sup>®</sup> Rabbit Monoclonal

[All Photos](#) (9)

Product No.	Clonality	Application	Species Reactivity	Citations	SDS
<a href="#">ZRB1989</a>	1C18, recombinant monoclonal	FACS, IHC, WB, affinity binding assay	human		




## Anti-HLTF antibody produced in rabbit

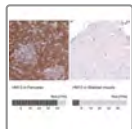
**All**

**Photos**

(6)

**Synonym(s):** Anti-DNA-binding protein/plasminogen activator inhibitor 1 regulator, Anti-HIP, Anti-Helicase-like transcription factor, Anti-SWI/SNF-related matrix-associated actin-dependent regulator of chromatin subfamily A member 3, Anti-Sucrose nonfermenting protein 2-like 3

Product No.	Clonality	Application	Species Reactivity	Citations	SDS
<b>HPA015284</b>	polyclonal	IF, IHC	human, mouse, rat	5	




### **Anti-HM13 antibody produced in rabbit**

**Synonym(s):** Anti-H13, Anti-Histocompatibility (Minor) 13, Anti-IMP1, Anti-IMPAS, Anti-PSENL3, Anti-PSL3, Anti-SPP, Anti-dJ324O17.1

**All**


**Photos**

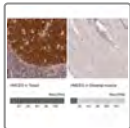
(6)

Product No.	Clonality	Application	Species Reactivity	Citations	SDS
<b>HPA045089</b>	polyclonal	IHC, WB	human		

## All Photos (5) **Anti-HMBS antibody produced in rabbit**


**Synonym(s):** Anti-PBGD, Anti-PORC, Anti-UPS

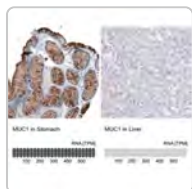
Product No.	Clonality	Application	Species Reactivity	Citations	SDS
<b>HPA050659</b>	polyclonal	IF, IHC	human		



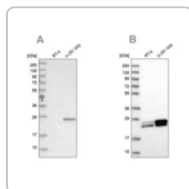
## **Anti-HMCES antibody produced in rabbit**

### All Photos (7)

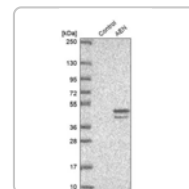
Product No.	Clonality	Application	Species Reactivity	Citations	SDS
<b>HPA044968</b>	polyclonal	IF, IHC	human	4	



Sigma-Aldrich  
**AMAB91533**  
Monoclonal  
Anti-MUC1...



Sigma-Aldrich  
**HPA028118**  
Anti-GUK1



Sigma-Aldric  
**HPA0485**  
Anti-AEN  
antibody.



## **Anti-HMCN2 antibody produced in rabbit**

**Synonym(s):** Anti-DKFZp434P0216, Anti-FLJ23816, Anti-hemicentin 2





[Photos](#) (4)

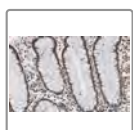
Product No.	Clonality	Application	Species Reactivity	Citations	SDS
<a href="#">HPA053903</a>	polyclonal	IF, IHC	human		



### Anti-HMGA1 antibody produced in rabbit

[All Photos](#) (3)

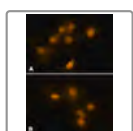
Product No.	Clonality	Application	Species Reactivity	Citations	SDS
<a href="#">HPA068442</a>	polyclonal	IF, IHC	human		



### Anti-HMGA1 Antibody, clone 1F20 ZooMAb<sup>®</sup> Rabbit Monoclonal

[All Photos](#) (12)

Product No.	Clonality	Application	Species Reactivity	Citations	SDS
<a href="#">ZRB2154</a>	1F20, recombinant monoclonal	ICC, IHC, WB	monkey, human		

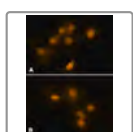


### Anti-HMGB1 (HMG1) (C-terminal) antibody produced in rabbit

**Synonym(s):** Anti-Amphoterin, Anti-High mobility group box 1, Anti-High mobility group protein 1

[All Photos](#) (3)


Product No.	Clonality	Application	Species Reactivity	Citations	SDS
<a href="#">H9539</a>	polyclonal	IF, IP, WB	rat, mouse, human	18	




### Anti-HMGB1 (HMG1) (N-terminal) antibody produced in rabbit

**Synonym(s):** Anti-Amphoterin, Anti-High mobility group box 1, Anti-High mobility group protein 1

[All Photos](#) (6)


Product No.	Clonality	Application	Species Reactivity	Citations	SDS
<b>H9664</b>	polyclonal	IF, IP, WB	human, rat, mouse	12	

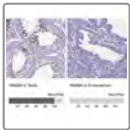


### Anti-HMGB2 antibody produced in rabbit

**Synonym(s):** Anti-HMG2

[All Photos](#) (8)


Product No.	Clonality	Application	Species Reactivity	Citations	SDS
<b>HPA053314</b>	polyclonal	IF, IHC	human	1	

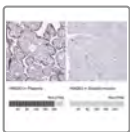


### Anti-HMGB4 antibody produced in rabbit

**Synonym(s):** Anti-FLJ40388, Anti-High mobility group box 4

[All Photos](#) (4)


Product No.	Clonality	Application	Species Reactivity	Citations	SDS
<b>HPA035699</b>	polyclonal	IHC	human	1	



### Anti-HMGB3 antibody produced in rabbit

**Synonym(s):** Anti-HMG2A, Anti-HMG4, Anti-MGC90319



[All Photos](#) (7)

Product No.	Clonality	Application	Species Reactivity	Citations	SDS
<b>HPA062583</b>	polyclonal	IF, IHC	human	1	



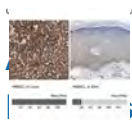
### Anti-HMGB1 Antibody, clone 3K6, ZooMAb<sup>®</sup> Rabbit Monoclonal

[All Photos](#) (23)


Product No.	Clonality	Application	Species Reactivity	Citations	SDS
<b>ZRB1002</b>	3K6, recombinant monoclonal monoclonal	ICC, IHC (p), WB	mouse, human		 



### Anti-HMGCL antibody produced in rabbit





**Synonym(s):** Anti-3-Hydroxy-3-methylglutarate-CoA lyase antibody produced in rabbit, Anti-HL antibody produced in rabbit, Anti-HMG-CoA lyase antibody produced in rabbit, Anti-(4)Hydroxymethylglutaryl-CoA lyase, mitochondrial precursor antibody produced in rabbit

Product No.	Clonality	Application	Species Reactivity	Citations	SDS
<a href="#">HPA004727</a>	polyclonal	IHC	human	6	



### Anti-HMGCS2 antibody produced in rabbit

[All Photos](#) (15)


Product No.	Clonality	Application	Species Reactivity	Citations	SDS
<a href="#">HPA027423</a>	polyclonal	IHC	human	1	
<a href="#">HPA027442</a>	polyclonal	IF, IHC	human	1	



### Anti-HMGN3

**Synonym(s):** TRIP7

[All Photos](#) (3)


Product No.	Clonality	Application	Species Reactivity	Citations	SDS
<a href="#">HPA063572</a>	polyclonal	IHC	human		

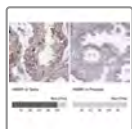


### Anti-HMGN3 antibody produced in rabbit

**Synonym(s):** Anti-High mobility group nucleosome-binding domain-containing protein 3, Anti-TRIP-7, Anti-Thyroid receptor-interacting protein 7

[All Photos](#) (4)


Product No.	Clonality	Application	Species Reactivity	Citations	SDS
<a href="#">HPA027971</a>	polyclonal	IF, IHC	human		



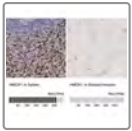
### Anti-HMMR antibody produced in rabbit

**Synonym(s):** Anti-CD168, Anti-RHAMM

[All Photos](#) (6)

Product No.	Clonality	Application	Species Reactivity	Citations	SDS
<a href="#">HPA040025</a>	polyclonal	IHC	human	2	

Product No.	Clonality	Application	Species Reactivity	Citations	SDS
-------------	-----------	-------------	--------------------	-----------	-----

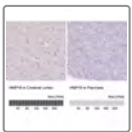


### Anti-HMOX1 antibody produced in rabbit

**Synonym(s):** Anti-HO-1 antibody produced in rabbit, Anti-Heme oxygenase 1 antibody produced in rabbit

[All Photos](#) (6)

Product No.	Clonality	Application	Species Reactivity	Citations	SDS
<a href="#">HPA000635</a>	polyclonal	IHC	human	8	

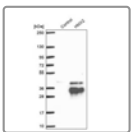


### Anti-HMP19 antibody produced in rabbit

**Synonym(s):** Anti-Neuron-specific protein family member 2

[All Photos](#) (4)

Product No.	Clonality	Application	Species Reactivity	Citations	SDS
<a href="#">HPA056191</a>	polyclonal	IF, IHC	human		



### Anti-HMX2 antibody produced in rabbit

**Synonym(s):** Anti-H6 Family Homeobox 2, Anti-NKX5-2

[All Photos](#) (2)

Product No.	Clonality	Application	Species Reactivity	Citations	SDS
<a href="#">HPA043379</a>	polyclonal	IHC	human	3	

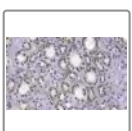


### Anti-HN1 antibody produced in rabbit

**Synonym(s):** Anti-ARM2, Anti-HN1A



[All Photos](#) (8)

Product No.	Clonality	Application	Species Reactivity	Citations	SDS
<a href="#">HPA059729</a>	polyclonal	IF, IHC	human	2	



### Anti-HNF-1 $\beta$ Antibody, clone 1M22 ZooMAb<sup>®</sup> Rabbit Monoclonal



[All Photos](#) (11)


Product No.	Clonality	Application	Species Reactivity	Citations	SDS
<b>ZRB1306</b>	1M22, recombinant monoclonal	ICC, IHC (p), WB, affinity binding assay	human	 	



### Anti-HNF-3A/FOXA1 Antibody, clone 1E5 ZooMAb<sup>®</sup> Rabbit Monoclonal

**All**  
**Photos** (17)



Product No.	Clonality	Application	Species Reactivity	Citations	SDS
<b>ZRB1869</b>	1E5, recombinant monoclonal	FACS, ICC, IHC (p), WB, affinity binding assay	human	 	



### Anti-HNF-4alpha Antibody, clone 4C19 ZooMAb<sup>®</sup> Rabbit Monoclonal

**Synonym(s):** Hepatocyte nuclear factor 4-alpha, Nuclear receptor subfamily 2 group A member 1, TCF-14, Transcription factor 14, Transcription factor HNF-4

**All**  
**Photos** (17)


Product No.	Clonality	Application	Species Reactivity	Citations	SDS
<b>ZRB1457</b>	4C19, monoclonal recombinant monoclonal	ICC, IHC (p), WB, affinity binding assay	mouse, human, rat	 	

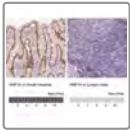


### Anti-HNF4A antibody produced in rabbit

**Synonym(s):** Anti-HNF-4- $\alpha$  antibody produced in rabbit, Anti-Hepatocyte nuclear factor 4- $\alpha$  antibody produced in rabbit, Anti-Transcription factor 14 antibody produced in rabbit, Anti-Transcription factor HNF-4 antibody produced in rabbit

**All**  
**Photos** (7)


Product No.	Clonality	Application	Species Reactivity	Citations	SDS
<b>HPA004712</b>	polyclonal	IF, IHC	human	11	



### Anti-HNF1A antibody produced in rabbit

**Synonym(s):** Anti-HCF-1A, Anti-HNF1, Anti-LFB1, Anti-MODY3, Anti-TCF1

[All Photos \(7\)](#)


Product No.	Clonality	Application	Species Reactivity	Citations	SDS
<b>HPA035231</b>	polyclonal	IF, IHC	human		

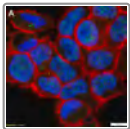


### Anti-HNF4G antibody produced in rabbit

**Synonym(s):** Anti-HNF-4-gamma, Anti-Hepatocyte nuclear factor 4-gamma, Anti-Nuclear receptor subfamily 2 group A member 2



[All Photos \(3\)](#)

Product No.	Clonality	Application	Species Reactivity	Citations	SDS
<b>HPA005438</b>	polyclonal	IHC	human	7	



### Anti-hnRNP A1 Antibody, clone 1I21 ZooMAb<sup>®</sup> Rabbit Monoclonal



[All Photos \(11\)](#)

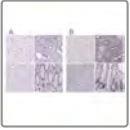
Product No.	Clonality	Application	Species Reactivity	Citations	SDS
<b>ZRB2102</b>	1I21, recombinant monoclonal	ICC, WB, affinity binding assay	mouse, human		 



### Anti-hnRNP A1 Antibody, clone 9H10 ZooMAb<sup>®</sup> Mouse Monoclonal

[All Photos \(17\)](#)



Product No.	Clonality	Application	Species Reactivity	Citations	SDS
<b>ZMS1126</b>	9H10, recombinant monoclonal	FACS, ICC, IHC, WB	mouse, rat, human		 




## Anti-HNRNPA0 antibody produced in rabbit

**Synonym(s):** Anti-HNRPA0, Anti-Heterogeneous nuclear ribonucleoprotein A0

[All Photos](#) (14)


Product No.	Clonality	Application	Species Reactivity	Citations	SDS
<a href="#">HPA059404</a>	polyclonal	IF, IHC	human		
<a href="#">HPA036569</a>	polyclonal	IF, IHC	mouse, rat, human	2	



## Anti-HNRNPC antibody produced in rabbit


**Synonym(s):** Anti-HNRPC, Anti-hnRNPC

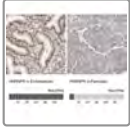
[All Photos](#) (6)

Product No.	Clonality	Application	Species Reactivity	Citations	SDS
<a href="#">HPA051075</a>	polyclonal	IF, IHC	human	3	

## All Photos (8) **Anti-HNRNPM antibody produced in rabbit**

**Synonym(s):** Anti-Heterogeneous nuclear ribonucleoprotein M, Anti-hnRNP M


Product No.	Clonality	Application	Species Reactivity	Citations	SDS
<a href="#">HPA024344</a>	polyclonal	IF, IHC	rat, mouse, human	9	

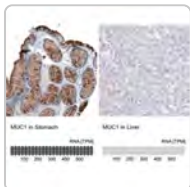


## **Anti-HNRNPR antibody produced in rabbit**

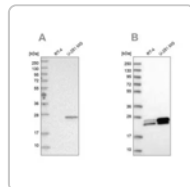
**Synonym(s):** Anti-Heterogeneous nuclear ribonucleoprotein R, Anti-hnRNP R

## All Photos (5)

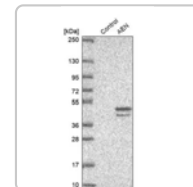
Product No.	Clonality	Application	Species Reactivity	Citations	SDS
<a href="#">HPA026092</a>	polyclonal	IF, IHC	human	7	



Sigma-Aldrich  
**AMAB91533**  
Monoclonal  
Anti-MUC1...



Sigma-Aldrich  
**HPA028118**  
Anti-GUK1




Sigma-Aldric  
**HPA0485**  
Anti-AEN  
antibody.



## **Anti-HNRNPU antibody produced in rabbit**



**A** **otos** (6)



Product No.	Clonality	Application	Species Reactivity	Citations	SDS
<b>HPA058707</b>	polyclonal	IF, IHC, WB	human	1	

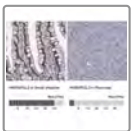


**Anti-HNRNPUL1 antibody produced in rabbit**

**Synonym(s):** Anti-E1B-AP5, Anti-E1BAP5, Anti-FLJ12944, Anti-HNRNPUL1, Anti-heterogeneous nuclear ribonucleoprotein U-like 1

**All Photos** (13)


Product No.	Clonality	Application	Species Reactivity	Citations	SDS
<b>HPA049475</b>	polyclonal	IF, IHC	human		
<b>HPA046290</b>	polyclonal	IF, IHC	human		

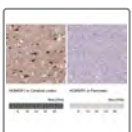


**Anti-HNRNPUL2 antibody produced in rabbit**

**Synonym(s):** Anti-DKFZp762N1910, Anti-HNRNPUL2, Anti-Heterogeneous Nuclear Ribonucleoprotein U-Like 2

**All Photos** (6)



Product No.	Clonality	Application	Species Reactivity	Citations	SDS
<b>HPA041632</b>	polyclonal	IHC	human		

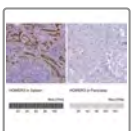


**Anti-HOMER1 antibody produced in rabbit**

**Synonym(s):** Anti-HOMER-1B, Anti-SYN47, Anti-Ves-1

**All Photos** (14)


Product No.	Clonality	Application	Species Reactivity	Citations	SDS
<b>HPA036521</b>	polyclonal	IHC	human		
<b>HPA036522</b>	polyclonal	IF, IHC	human	1	




**Anti-HOMER3 antibody produced in rabbit**

**Synonym(s):** Anti-HOMER-3

**All Photos** (8)



Product No.	Clonality	Application	Species Reactivity	Citations	SDS
<b>HPA040999</b>	polyclonal	IF, IHC	human		

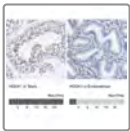


### Anti-HOMEZ antibody produced in rabbit

**Synonym(s):** Anti-Homeobox and leucine zipper encoding, Anti-KIAA1443

[All Photos](#) (5)



Product No.	Clonality	Application	Species Reactivity	Citations	SDS
<b>HPA036317</b>	polyclonal	IHC	human		
<b>HPA036316</b>	polyclonal	IF, IHC, WB	human		

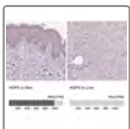


### Anti-HOOK1 antibody produced in rabbit

**Synonym(s):** Anti-Protein Hook homolog 1, Anti-h-hook1, Anti-hHK1

[All Photos](#) (18)


Product No.	Clonality	Application	Species Reactivity	Citations	SDS
<b>HPA018820</b>	polyclonal	IHC	rat, human	4	
<b>HPA018537</b>	polyclonal	IHC	rat, mouse, human	6	

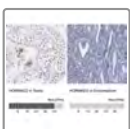


### Anti-HOPX antibody produced in rabbit

**Synonym(s):** Anti-HOP, Anti-HOP homeobox, Anti-LAGY, Anti-NECC1, Anti-OB1, Anti-SMAP31


[All Photos](#) (4)

Product No.	Clonality	Application	Species Reactivity	Citations	SDS
<b>HPA030180</b>	polyclonal	IHC	human	25	



### Anti-HORMAD2 antibody produced in rabbit

[All Photos](#) (6)

Product No.	Clonality	Application	Species Reactivity	Citations	SDS
<b>HPA003074</b>	polyclonal	IHC	human	1	

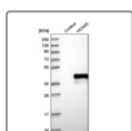


## Anti-HORMAD1 antibody produced in rabbit

**Synonym(s):** Anti-CT46, Anti-DKFZP434A1315, Anti-HORMA domain containing 1

[All Photos](#) (5)

Product No.	Clonality	Application	Species Reactivity	Citations	SDS
<a href="#">HPA037850</a>	polyclonal	IHC	human	4	

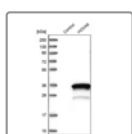


## Anti-HOXA5 antibody produced in rabbit

**Synonym(s):** Anti-HOX1, Anti-HOX1C, Anti-homeobox A5

[All Photos](#) (2)

Product No.	Clonality	Application	Species Reactivity	Citations	SDS
<a href="#">HPA029319</a>	polyclonal	IHC	human	5	



## Anti-HOXA6 antibody produced in rabbit

**Synonym(s):** Anti-Homeobox protein Hox-A6 antibody produced in rabbit, Anti-Hox-1B antibody produced in rabbit

[All Photos](#) (5)

Product No.	Clonality	Application	Species Reactivity	Citations	SDS
<a href="#">HPA004203</a>	polyclonal	IHC	human	6	



## Anti-HOXA11 antibody produced in rabbit

**Synonym(s):** Anti-HOX1, Anti-HOX11, Anti-homeobox A11



[All Photos](#) (6)

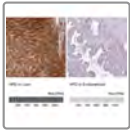
Product No.	Clonality	Application	Species Reactivity	Citations	SDS
<a href="#">HPA035623</a>	polyclonal	IHC	human	1	



## Anti-HOXB13 antibody produced in rabbit

[All Photos](#) (14)



Product No.	Clonality	Application	Species Reactivity	Citations	SDS
<a href="#">HPA065019</a>	polyclonal	IF, IHC	human		
<a href="#">HPA062852</a>	polyclonal	IF, IHC	human		



### Anti-HPD antibody produced in rabbit

**Synonym(s):** Anti-4HPPD, Anti-GLOD3, Anti-PPD, Anti-4-HPPD, Anti-4-hydroxyphenylpyruvate dioxygenase

[All Photos](#) (15)



Product No.	Clonality	Application	Species Reactivity	Citations	SDS
<a href="#">HPA038321</a>	polyclonal	IHC	human		
<a href="#">HPA038322</a>	polyclonal	IHC	mouse, rat, human	2	

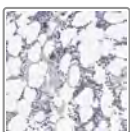


### Anti-HPGD antibody produced in rabbit

**Synonym(s):** Anti-15-Hydroxyprostaglandin dehydrogenase [NAD+] antibody produced in rabbit, Anti-PGDH antibody produced in rabbit, Anti-Prostaglandin dehydrogenase 1 antibody produced in rabbit


[All Photos](#) (15)

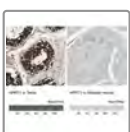
Product No.	Clonality	Application	Species Reactivity	Citations	SDS
<a href="#">HPA004919</a>	polyclonal	IHC	human	1	
<a href="#">HPA005679</a>	polyclonal	IF, IHC	human	7	



### Anti-HPGDS antibody produced in rabbit

[All Photos](#) (5)


Product No.	Clonality	Application	Species Reactivity	Citations	SDS
<a href="#">HPA024035</a>	polyclonal	IHC	human	7	




### Anti-HPRT1 antibody produced in rabbit

**Synonym(s):** Anti-HGPRT antibody produced in rabbit, Anti-HGPRTase antibody produced in rabbit, Anti-Hypoxanthine-guanine phosphoribosyltransferase antibody produced in rabbit

[All Photos](#) (7)


Product No.	Clonality	Application	Species Reactivity	Citations	SDS
<a href="#">HPA006360</a>	polyclonal	IF, IHC	human	5	

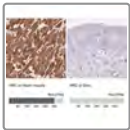


### Anti-HPS3 antibody produced in rabbit

**Synonym(s):** Anti-Hermansky-Pudlak Syndrome 3, Anti-SUTAL

[All Photos](#) (2)


Product No.	Clonality	Application	Species Reactivity	Citations	SDS
<a href="#">HPA046281</a>	polyclonal	IHC	human		



### Anti-HRC antibody produced in rabbit

**Synonym(s):** Anti-Sarcoplasmic reticulum histidine-rich calcium-binding protein precursor antibody produced in rabbit



[All Photos](#) (4)

Product No.	Clonality	Application	Species Reactivity	Citations	SDS
<a href="#">HPA004833</a>	polyclonal	IHC	human	6	



### Anti-HSC70 Antibody, clone 1B15 ZooMAb<sup>®</sup> Rabbit Monoclonal

[All Photos](#) (11)



Product No.	Clonality	Application	Species Reactivity	Citations	SDS
<a href="#">ZRB1726</a>	1B15, recombinant monoclonal	ICC, IHC (p), WB, affinity binding assay	human, rat, mouse		 

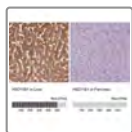


### Anti-HSD17B1 antibody produced in rabbit

**Synonym(s):** Anti-EDH17B2, Anti-EDHB17, Anti-HSD17, Anti-MGC138140, Anti-SDR28C1, Anti-17-beta-HSD 1, Anti-17-beta-hydroxysteroid dehydrogenase type 1, Anti-20 alpha-hydroxysteroid dehydrogenase, Anti-20-alpha-HSD, Anti-E2DH, Anti-Estradiol 17-beta-dehydrogenase 1, Anti-Placental 17-beta-hydroxysteroid dehydrogenase

[All Photos](#) (13)


Product No.	Clonality	Application	Species Reactivity	Citations	SDS
<a href="#">HPA065296</a>	polyclonal	IHC	human		
<a href="#">HPA021032</a>	polyclonal	IF, IHC	human	5	



### Anti-HSD11B1 antibody produced in rabbit

**Synonym(s):** Anti-HSD11, Anti-HSD11B, Anti-SDR26C1, Anti-hydroxysteroid (11-beta) dehydrogenase 1

[All Photos](#) (6)


Product No.	Clonality	Application	Species Reactivity	Citations	SDS
<a href="#">HPA047729</a>	polyclonal	IHC	human	1	



### Anti-HSD17B11 antibody produced in rabbit

**Synonym(s):** Anti-17-beta-HSD 11, Anti-17-beta-hydroxysteroid dehydrogenase 11, Anti-17bHSD11, Anti-17betaHSD11, Anti-17betaHSDXI, Anti-CTCL tumor antigen HD-CL-03, Anti-Cutaneous T-cell lymphoma-associated antigen HD-CL-03, Anti-DHRS8 antibody produced in rabbit, Anti-Estradiol 17-beta-dehydrogenase 11, Anti-retSDR2

[All Photos](#) (8)


Product No.	Clonality	Application	Species Reactivity	Citations	SDS
<a href="#">HPA021608</a>	polyclonal	IF, IHC	human	1	



### Anti-HSD17B12 antibody produced in rabbit

**Synonym(s):** Anti-17-beta-HSD 12, Anti-17-beta-hydroxysteroid dehydrogenase 12, Anti-3-ketoacyl-CoA reductase, Anti-Estradiol 17-beta-dehydrogenase 12, Anti-KAR

[All Photos](#) (4)


Product No.	Clonality	Application	Species Reactivity	Citations	SDS
<a href="#">HPA016427</a>	polyclonal	IHC	human	1	

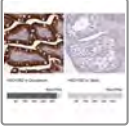


### Anti-HSD17B13 antibody produced in rabbit

**Synonym(s):** Anti-SCDR9, Anti-SDR16C3, Anti-hydroxysteroid (17-β) dehydrogenase 13

[All Photos](#) (6)



Product No.	Clonality	Application	Species Reactivity	Citations	SDS
<a href="#">HPA029125</a>	polyclonal	IF, IHC	human	3	



## Anti-HSD17B2 antibody produced in rabbit

**Synonym(s):** Anti-HSD17, Anti-Hydroxysteroid (17-beta) dehydrogenase 2, Anti-SDR9C2

[All Photos](#) (11)



Product No.	Clonality	Application	Species Reactivity	Citations	SDS
<a href="#">HPA050235</a>	polyclonal	IHC	human		
<a href="#">HPA021826</a>	polyclonal	IF, IHC	human	1	



## Anti-HSD11B2 antibody produced in rabbit


**Synonym(s):** Anti-SDR9C3

[All Photos](#) (14)

Product No.	Clonality	Application	Species Reactivity	Citations	SDS
<a href="#">HPA056385</a>	polyclonal	IF, IHC	human		
<a href="#">HPA042186</a>	polyclonal	IHC	human		

## All Photos (3) **Anti-HSD17B3 antibody produced in rabbit**

**Synonym(s):** Anti-SDR12C2




Product No.	Clonality	Application	Species Reactivity	Citations	SDS
<b>HPA056833</b>	polyclonal	IHC	human		



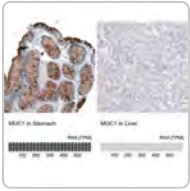
## **Anti-HSD17B4 antibody produced in rabbit**

**Synonym(s):** Anti-17-beta-HSD 4, Anti-17-beta-hydroxysteroid dehydrogenase 4, Anti-D-bifunctional protein, Anti-DBP, Anti-MFE-2, Anti-Peroxisomal multifunctional enzyme type 2

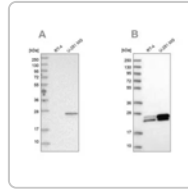
## All Photos (25)

Product No.	Clonality	Application	Species Reactivity	Citations	SDS
<b>HPA021479</b>	polyclonal	IHC	human	5	
<b>HPA021302</b>	polyclonal	IF, IHC	human	2	
<b>HPA021311</b>	polyclonal	IF, IHC	mouse, human, rat	2	

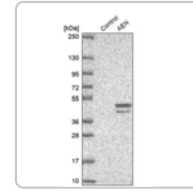




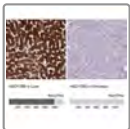
Sigma-Aldrich  
**AMAB91533**  
Monoclonal  
Anti-MUC1...



Sigma-Aldrich  
**HPA028118**  
Anti-GUK1



Sigma-Aldrich  
**HPA0485**  
Anti-AEN  
antibody.

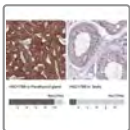


### Anti-HSD17B6 antibody produced in rabbit

**Synonym(s):** Anti-HSE, Anti-RODH, Anti-SDR9C6

[All Photos](#) (4)

Product No.	Clonality	Application	Species Reactivity	Citations	SDS
<b>HPA059141</b>	polyclonal	IHC	human	6	



### Anti-HSD17B8 antibody produced in rabbit

**Synonym(s):** Anti-D6s2245e, Anti-Fabgl, Anti-H2-ke6, Anti-Hke6, Anti-Hydroxysteroid (17-β) dehydrogenase 8, Anti-Ke6, Anti-Ring2, Anti-Sdr30c1

[All Photos](#) (4)

Product No.	Clonality	Application	Species Reactivity	Citations	SDS
<b>HPA042132</b>	polyclonal	IHC	human		



### Anti-HSDL2 antibody produced in rabbit

**Synonym(s):** Anti-C9orf99, Anti-SDR13C1, Anti-hydroxysteroid dehydrogenase like 2


[All Photos](#) (15)

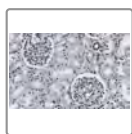
Product No.	Clonality	Application	Species Reactivity	Citations	SDS
<b>HPA042890</b>	polyclonal	IF, IHC	human		
<b>HPA050453</b>	polyclonal	IF, IHC	human	6	



### Anti-HSF5 antibody produced in rabbit



## All Photos (3)

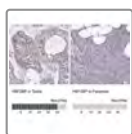
Product No.	Clonality	Application	Species Reactivity	Citations	SDS
<b>HPA063613</b>	polyclonal	IHC	human		



### Anti-HSF1 Antibody, clone 1J20 ZooMAb<sup>®</sup> Rabbit Monoclonal


## All Photos (13)

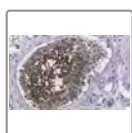
Product No.	Clonality	Application	Species Reactivity	Citations	SDS
<b>ZRB1940</b>	1J20, recombinant monoclonal	ICC, IHC, WB, affinity binding assay	human	 	



### Anti-HSF2BP antibody produced in rabbit



## All Photos (3)

Product No.	Clonality	Application	Species Reactivity	Citations	SDS
<b>HPA075775</b>	polyclonal	IF, IHC	human		



### Anti-HSL/LIPE Antibody, clone 1D5 ZooMAb<sup>®</sup> Rabbit Monoclonal

## All Photos (10)



Product No.	Clonality	Application	Species Reactivity	Citations	SDS
<b>ZRB1683</b>	1D5, recombinant monoclonal	ICC, IHC (p), WB	mouse, human	 	

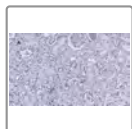


### Anti-HSP90 alpha Antibody, clone 4M13 ZooMAb<sup>®</sup> Rabbit Monoclonal

**Synonym(s):** HSP 86, HSP86, Heat shock 86 kDa, Heat shock protein HSP 90-alpha, LAP-2, LPS-associated protein 2, Lipopolysaccharide-associated protein 2, Renal carcinoma antigen NY-REN-38



## All Photos (8)

Product No.	Clonality	Application	Species Reactivity	Citations	SDS
<b>ZRB1502</b>	4M13, monoclonal recombinant monoclonal	IHC (p), WB, affinity binding assay	human, mouse	 	



### Anti-HSP60 Antibody, clone 1N3, ZooMAb<sup>®</sup> Rabbit Monoclonal



**All Photos** (16)

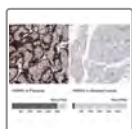
Product No.	Clonality	Application	Species Reactivity	Citations	SDS
<b>ZRB1145</b>	1N3, recombinant monoclonal	ICC, IHC (p), WB	human, rat, mouse	 	



### Anti-HSP70 Antibody, clone 4E12 ZooMAb<sup>®</sup> Rabbit Monoclonal

**All Photos** (17)



Product No.	Clonality	Application	Species Reactivity	Citations	SDS
<b>ZRB1237</b>	4E12, monoclonal recombinant monoclonal	ICC, IHC (p), WB, affinity binding assay	human, monkey	 	



### Anti-HSPA5 antibody produced in rabbit

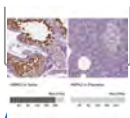
**Synonym(s):** Anti-BiP, Anti-GRP78, Anti-Heat shock 70kDa protein 5 (glucose-regulated protein, 78kDa)

**All Photos** (14)

Product No.	Clonality	Application	Species Reactivity	Citations	SDS
<b>HPA038846</b>	polyclonal	IHC	human, mouse, rat	4	
<b>HPA038845</b>	polyclonal	IHC	human	11	



### Anti-HSPA2 antibody produced in rabbit



**Synonym(s):** Anti-Heat shock 70 kDa protein 2 antibody produced in rabbit, Anti-Heat shock-related 70 kDa protein 2 antibody produced in rabbit

**Photos** (8)

Product No.	Clonality	Application	Species Reactivity	Citations	SDS
<b>HPA000798</b>	polyclonal	IHC	human, rat, mouse	13	

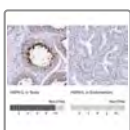


**Anti-HSP90AB1 antibody produced in rabbit**

**Synonym(s):** HSPC2, HSPCB

**All Photos** (14)

Product No.	Clonality	Application	Species Reactivity	Citations	SDS
<b>HPA074351</b>	polyclonal	IHC, WB	human		
<b>HPA072606</b>	polyclonal	IHC, WB	human		
<b>HPA055729</b>	polyclonal	IF	human		



**Anti-HSPA1L antibody produced in rabbit**

**Synonym(s):** Anti-HSP70-HOM, Anti-Heat Shock 70kda Protein 1-Like, Anti-hum70t

**All Photos** (7)


Product No.	Clonality	Application	Species Reactivity	Citations	SDS
<b>HPA043285</b>	polyclonal	IHC	human, rat, mouse		



**Anti-HSPA4L antibody produced in rabbit**

**All Photos** (8)


Product No.	Clonality	Application	Species Reactivity	Citations	SDS
<b>HPA061446</b>	polyclonal	IHC	human		
<b>HPA039149</b>	polyclonal	IF, IHC	human		

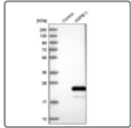


**Anti-HSPB8 antibody produced in rabbit**

**Synonym(s):** Anti-Alpha-crystallin C chain, Anti-E2-induced gene 1 protein, Anti-Heat shock protein beta-8, Anti-HspB8, Anti-Protein kinase H11, Anti-Small stress protein-like protein HSP22

## All Photos (6)


Product No.	Clonality	Application	Species Reactivity	Citations	SDS
<a href="#">HPA015876</a>	polyclonal	IF, IHC	human	5	

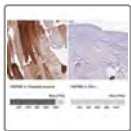


### Anti-HSPB11 antibody produced in rabbit

**Synonym(s):** Anti-C1orf41, Anti-CD16, Anti-CD16a, Anti-FCG3, Anti-FCGR3, Anti-HSPCO34, Anti-PP25, Anti-heat shock protein family B (small), member 11



## All Photos (3)

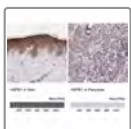
Product No.	Clonality	Application	Species Reactivity	Citations	SDS
<a href="#">HPA030140</a>	polyclonal	IF, IHC	human		



### Anti-HSPB6 antibody produced in rabbit

## All Photos (8)


Product No.	Clonality	Application	Species Reactivity	Citations	SDS
<a href="#">HPA044153</a>	polyclonal	IHC	human		
<a href="#">HPA054811</a>	polyclonal	IHC	human		




### Anti-HSPB1 antibody produced in rabbit

**Synonym(s):** Anti-28 kDa heat shock protein, Anti-Estrogen-regulated 24 kDa protein, Anti-HSP 27, Anti-Heat shock 27 kDa protein, Anti-Heat shock protein beta-1, Anti-HspB1, Anti-SRP27, Anti-Stress-responsive protein 27

## All Photos (4)


Product No.	Clonality	Application	Species Reactivity	Citations	SDS
<a href="#">HPA000497</a>	polyclonal	IHC	human	2	



### Anti-HSPB7 antibody produced in rabbit

**Synonym(s):** Anti-cvHSP, Anti-heat shock 27kDa protein family, member 7 (cardiovascular)



## All Photos (3)

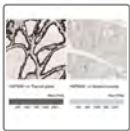
Product No.	Clonality	Application	Species Reactivity	Citations	SDS
<a href="#">HPA027639</a>	polyclonal	IF, IHC	human		



## Anti-HSP90 $\beta$ Antibody, clone 2E21 ZooMAb<sup>®</sup> Rabbit Monoclonal

[All Photos](#) (10)



Product No.	Clonality	Application	Species Reactivity	Citations	SDS
<a href="#">ZRB2220</a>	2E21, recombinant monoclonal	IHC, WB, affinity binding assay	human, rat, mouse		 

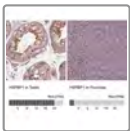


## Anti-HSP90B1 antibody produced in rabbit

**Synonym(s):** GP96, GRP94, TRA1


[All Photos](#) (17)

Product No.	Clonality	Application	Species Reactivity	Citations	SDS
<a href="#">HPA003901</a>	polyclonal	IF, IHC	human	4	
<a href="#">HPA008424</a>	polyclonal	IF, IHC	mouse, human	3	



## Anti-HSPBP1 antibody produced in rabbit

[All Photos](#) (4)



Product No.	Clonality	Application	Species Reactivity	Citations	SDS
<a href="#">HPA071444</a>	polyclonal	IHC	human		



## Anti-HSPD1 antibody produced in rabbit

**Synonym(s):** Anti-60 kDa chaperonin antibody produced in rabbit, Anti-60 kDa heat shock protein, mitochondrial precursor antibody produced in rabbit, Anti-CPN60 antibody produced in rabbit, Anti-HSP-60 antibody produced in rabbit, Anti-Heat shock protein 60 antibody produced in rabbit, Anti-Hsp60 antibody produced in rabbit, Anti-HuCHA60 antibody produced in rabbit, Anti-Mitochondrial matrix protein P1 antibody produced in rabbit, Anti-P60 lymphocyte protein antibody produced in rabbit




[All Photos](#) (7)

Product No.	Clonality	Application	Species Reactivity	Citations	SDS
<b>HPA050025</b>	polyclonal	IF	human		
<b>HPA001523</b>	polyclonal	IF, IHC	rat, mouse, human	5	



### **Anti-HSPG2 Antibody, clone 1M17 ZooMAb<sup>®</sup> Rabbit Monoclonal**

**All Photos** (6)



Product No.	Clonality	Application	Species Reactivity	Citations	SDS
<b>ZRB2606</b>	recombinant monoclonal	ICC, IHC, WB, affinity binding assay	human, rat		  

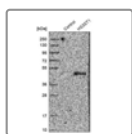


### **Anti-HSPH1 antibody produced in rabbit**

**Synonym(s):** Anti-HSP105A, Anti-HSP105B, Anti-KIAA0201, Anti-NY-CO-25, Anti-heat shock 105kDa/110kDa protein 1

**All Photos** (5)


Product No.	Clonality	Application	Species Reactivity	Citations	SDS
<b>HPA031569</b>	polyclonal	IF	human		
<b>HPA028675</b>	polyclonal	IF, IHC	human	3	




### **Anti-HS3ST1 antibody produced in rabbit**

**Synonym(s):** Anti-Heparan sulfate 3-O-sulfotransferase 1 antibody produced in rabbit, Anti-Heparan sulfate D-glucosaminyl 3-O-sulfotransferase 1 antibody produced in rabbit, Anti-Heparan sulfate glucosamine 3-O-sulfotransferase 1 precursor antibody produced in rabbit, Anti-h3-OST-1 antibody produced in rabbit

**All Photos** (3)



Product No.	Clonality	Application	Species Reactivity	Citations	SDS
<b>HPA002237</b>	polyclonal	IHC	human	3	



### **Anti-HS3ST5 antibody produced in rabbit**

**Synonym(s):** Anti-Heparan sulfate 3-O-sulfotransferase 5, Anti-Heparan sulfate D-glucosaminyl 3-O-sulfotransferase 5, Anti-Heparan sulfate glucosamine 3-O-sulfotransferase 5, Anti-h3-OST-5

## All Photos (4)

Product No.	Clonality	Application	Species Reactivity	Citations	SDS
<a href="#">HPA064677</a>	polyclonal	IHC, WB	human		
<a href="#">HPA021823</a>	polyclonal	IHC	human	3	





All

## Anti-HTATIP2 antibody produced in rabbit

Photos

(10)

**Synonym(s):** Anti-30 kDa HIV-1 TAT-interacting protein, Anti-HIV-1 TAT-interactive protein 2, Anti-Oxidoreductase HTATIP2, Anti-30 kDa HIV-1 TAT-interacting protein antibody produced in rabbit, Anti-HIV-1 TAT-interactive protein 2 antibody produced in rabbit, Anti-Oxidoreductase HTATIP2 antibody produced in rabbit

Product No.	Clonality	Application	Species Reactivity	Citations	SDS
<a href="#">HPA024321</a>	polyclonal	IHC	human		
<a href="#">HPA006417</a>	polyclonal	IF, IHC	human	5	




## Anti-HtrA2 (C-terminal) antibody produced in rabbit

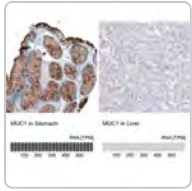
**Synonym(s):** Anti-High Temperature Requirement protein A2, Anti-HtrA serine peptidase-2, Anti-OMI, Anti-PARK13, Anti-PRSS25, Anti-Protease, Serine, 25

All

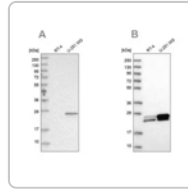
Photos

(2)

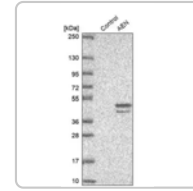
Product No.	Clonality	Application	Species Reactivity	Citations	SDS
<a href="#">H7165</a>	polyclonal	WB	rat, human	4	



Sigma-Aldrich  
**AMAB91533**  
Monoclonal  
Anti-MUC1...



Sigma-Aldrich  
**HPA028118**  
Anti-GUK1




Sigma-Aldrich  
**HPA0485**  
Anti-AEN  
antibody.

[View Price and Availability](#)

[View Price and Availability](#)

[View Price and Availab](#)

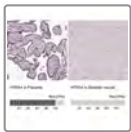


### Anti-HTRA2 antibody produced in rabbit

**Synonym(s):** Anti-High temperature requirement protein A2, Anti-HtrA2, Anti-Omi stress-regulated endoprotease, Anti-Serine protease 25, Anti-Serine protease HTRA2, mitochondrial, Anti-Serine proteinase OMI

**All Photos** (5)

Product No.	Clonality	Application	Species Reactivity	Citations	SDS
<b>HPA027366</b>	polyclonal	IHC	human	8	

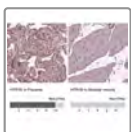


### Anti-HTRA4 antibody produced in rabbit

**Synonym(s):** Anti-FLJ90724, Anti-HtrA serine peptidase 4

**All Photos** (5)


Product No.	Clonality	Application	Species Reactivity	Citations	SDS
<b>HPA045402</b>	polyclonal	IHC	human		



### Anti-HTR1B antibody produced in rabbit

**All Photos** (4)

Product No.	Clonality	Application	Species Reactivity	Citations	SDS
<b>HPA028808</b>	polyclonal	IF, IHC	human		



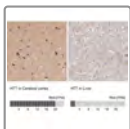
## Anti-HTR1E antibody produced in rabbit

**Synonym(s):** Anti-5-HT-1E, Anti-5-HT1E, Anti-5-hydroxytryptamine receptor 1E, Anti-S31, Anti-Serotonin receptor 1E

[All](#)

[Photos](#) (5)

Product No.	Clonality	Application	Species Reactivity	Citations	SDS
<a href="#">HPA004931</a>	polyclonal	IHC	human	3	




## Anti-HTT antibody produced in rabbit

**Synonym(s):** Anti-HD protein, Anti-Huntingtin, Anti-Huntington disease protein

[All Photos](#) (4)

Product No.	Clonality	Application	Species Reactivity	Citations	SDS
<a href="#">HPA026114</a>	polyclonal	IF, IHC	human	4	



## Anti-Huntingtin (N-terminal) antibody produced in rabbit

**Synonym(s):** Anti-HD, Anti-HTT, Anti-Huntington Disease, Anti-IT15

[All Photos](#) (4)

Product No.	Clonality	Application	Species Reactivity	Citations	SDS
<a href="#">H7540</a>	polyclonal	WB	mouse, human, rat	20	

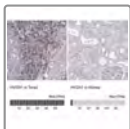


## Anti-Huntingtin Protein Antibody, clone 1M11, ZooMAb<sup>®</sup> Rabbit Monoclonal

[All](#)

[Photos](#) (10)

Product No.	Clonality	Application	Species Reactivity	Citations	SDS
<a href="#">ZRB1102</a>	1M11, recombinant monoclonal	FACS, ICC, IHC (p), WB	human, rat, mouse		

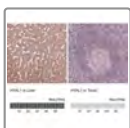


## Anti-HVCN1 antibody produced in rabbit

**Synonym(s):** Anti-Hv1, Anti-Hydrogen voltage-gated channel 1, Anti-MGC15619, Anti-VSOP

[All Photos](#) (3)

Product No.	Clonality	Application	Species Reactivity	Citations	SDS
<a href="#">HPA039329</a>	polyclonal	IHC	human		



## Anti-HYAL1 antibody produced in rabbit

**Synonym(s):** Anti-Hyal-1, Anti-Hyaluronidase-1 precursor, Anti-Hyaluronoglucosaminidase-1, Anti-LUCA-1

[All Photos](#) (5)

Product No.	Clonality	Application	Species Reactivity	Citations	SDS
<a href="#">HPA002112</a>	polyclonal	IHC	human	5	



## Anti-HYDIN antibody produced in rabbit

[All Photos](#) (3)

Product No.	Clonality	Application	Species Reactivity	Citations	SDS
<a href="#">HPA067155</a>	polyclonal	IHC	human	1	



## Anti-IAPP (N-terminal) antibody produced in rabbit

**Synonym(s):** Anti-Amylin, Anti-DAP, Anti-Diabetes-associated peptide, Anti-IAP, Anti-Islet amyloid polypeptide

[All Photos](#) (7)



Product No.	Clonality	Application	Species Reactivity	Citations	SDS
<a href="#">SAB4200494</a>	polyclonal	WB	human	5	




## Anti-IAPP antibody produced in rabbit

**Synonym(s):** Anti-AMYLIN, Anti-DAP, Anti-IAP, Anti-Amylin, Anti-Diabetes-associated peptide, Anti-Islet amyloid polypeptide

[All Photos](#) (10)




Product No.	Clonality	Application	Species Reactivity	Citations	SDS
<a href="#">HPA053194</a>	polyclonal	IHC	human	4	
<a href="#">SAB4200493</a>	polyclonal	IF, IHC	human, rat	3	




### Anti-IARS2 antibody produced in rabbit

**Synonym(s):** Anti-IleRS, Anti-Isoleucine--tRNA ligase, Anti-Isoleucyl-tRNA synthetase, mitochondrial

**All Photos** (8)



Product No.	Clonality	Application	Species Reactivity	Citations	SDS
<a href="#">HPA024212</a>	polyclonal		human	1	
<a href="#">HPA024594</a>	polyclonal	IF, IHC	human		
<a href="#">HPA024596</a>	polyclonal	IF, IHC	rat, human, mouse	3	



### Anti-IBA57 antibody produced in rabbit

**Synonym(s):** Anti-C1orf69, Anti-FLJ12734

**All Photos** (4)



Product No.	Clonality	Application	Species Reactivity	Citations	SDS
<a href="#">HPA030555</a>	polyclonal	IHC	human		
<a href="#">HPA030557</a>	polyclonal	IHC	human		



### Anti-Iba1/ AIF1 Antibody, clone 20A12.1 ZooMAb<sup>®</sup> Mouse Monoclonal

**Synonym(s):** Allograft inflammatory factor 1, Ionized calcium-binding adapter molecule 1, Protein G1

**All Photos** (19)



Product No.	Clonality	Application	Species Reactivity	Citations	SDS
<a href="#">ZMS1024</a>	20A12.1, recombinant monoclonal monoclonal	ICC, IF, IHC (p), WB	mouse, rat, human		 

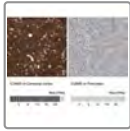


### Anti-Iba1/AIF1 Antibody, clone 16B14, ZooMAb<sup>®</sup> Rabbit Monoclonal



**Photos** (14)


Product No.	Clonality	Application	Species Reactivity	Citations	SDS
<b>ZRB1177</b>	16B14, recombinant monoclonal	IF, IHC (p), WB	human, mouse	1	 



### Anti-ICAM5 antibody produced in rabbit

**Synonym(s):** Anti-ICAM-5 antibody produced in rabbit, Anti-Intercellular adhesion molecule 5 precursor antibody produced in rabbit, Anti-Telencephalin antibody produced in rabbit

**All**  
**Photos** (3)



Product No.	Clonality	Application	Species Reactivity	Citations	SDS
<b>HPA008943</b>	polyclonal	IHC	human	4	

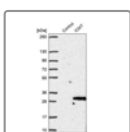


### Anti-ICAM1 antibody produced in rabbit

**Synonym(s):** Anti-CD54 antigen antibody produced in rabbit, Anti-ICAM-1 antibody produced in rabbit, Anti-Intercellular adhesion molecule 1 precursor antibody produced in rabbit, Anti-Major group rhinovirus receptor antibody produced in rabbit

**All**  
**Photos** (14)



Product No.	Clonality	Application	Species Reactivity	Citations	SDS
<b>HPA002126</b>	polyclonal	IHC	human	12	
<b>HPA004877</b>	polyclonal	IHC	human	2	

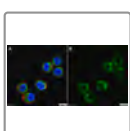


### Anti-ICMT antibody produced in rabbit

**Synonym(s):** Anti-HSTE14, Anti-PCCMT, Anti-PPMT, Anti-isoprenylcysteine carboxyl methyltransferase




**All**  
**Photos** (7)

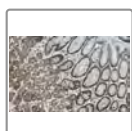
Product No.	Clonality	Application	Species Reactivity	Citations	SDS
<b>HPA032024</b>	polyclonal	IHC	human		
<b>HPA032025</b>	polyclonal	IHC	human		



### Anti-ICOS/CD278 Antibody, clone 1D20 ZooMAb<sup>®</sup> Rabbit Monoclonal



**All Photos** (6)

Product No.	Clonality	Application	Species Reactivity	Citations	SDS
<b>ZRB2711</b>	recombinant monoclonal	FACS, ICC, WB, affinity binding assay	human	  	



**Anti-IDE Antibody, clone 1J8 ZooMAb<sup>®</sup> Rabbit Monoclonal**

**All Photos** (13)



Product No.	Clonality	Application	Species Reactivity	Citations	SDS
<b>ZRB2042</b>	1J8, recombinant monoclonal	ICC, IHC, WB, affinity binding assay	rat, mouse, human	 	

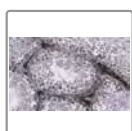


**Anti-IDH1 antibody produced in rabbit**

**Synonym(s):** Anti-isocitrate dehydrogenase 1 (NADP+), soluble



**All Photos** (12)

Product No.	Clonality	Application	Species Reactivity	Citations	SDS
<b>HPA057936</b>	polyclonal	IHC	human	1	
<b>HPA035248</b>	polyclonal	IHC	human, mouse, rat	7	

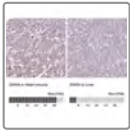


**Anti-IDH1 Antibody, clone 1M9 ZooMAb<sup>®</sup> Rabbit Monoclonal**

**All Photos** (11)

Product No.	Clonality	Application	Species Reactivity	Citations	SDS
<b>ZRB1733</b>	1M9, recombinant monoclonal	ICC, IHC (p), WB, affinity	mouse, rat	 	

Product No.	Clonality	Application	Species Reactivity	Citations	SDS
		binding assay			



### Anti-IDH3A antibody produced in rabbit

**Synonym(s):** Anti-Isocitrate dehydrogenase 3 (nad+) α

[All Photos](#) (9)

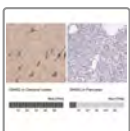
Product No.	Clonality	Application	Species Reactivity	Citations	SDS
<a href="#">HPA062971</a>	polyclonal	IF	human		
<a href="#">HPA041465</a>	polyclonal	IF, IHC	human	1	



### Anti-IDH3B antibody produced in rabbit

[All Photos](#) (9)

Product No.	Clonality	Application	Species Reactivity	Citations	SDS
<a href="#">HPA054180</a>	polyclonal	IF	human		
<a href="#">HPA049387</a>	polyclonal	IF, IHC	human		



### Anti-IDH3G antibody produced in rabbit

**Synonym(s):** Anti-Isocitrate dehydrogenase [NAD] subunit γ, mitochondrial precursor antibody produced in rabbit, Anti-Isocitric dehydrogenase antibody produced in rabbit, Anti-NAD<sup>+</sup>-specific ICDH antibody produced in rabbit

[All Photos](#) (15)

Product No.	Clonality	Application	Species Reactivity	Citations	SDS
<a href="#">HPA002017</a>	polyclonal	IF, IHC	human, mouse, rat	4	
<a href="#">HPA000425</a>	polyclonal	IF, IHC	mouse, rat, human	1	




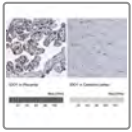
### Anti-IDNK antibody produced in rabbit

**Synonym(s):** Anti-C9orf103, Anti-Gluconate kinase, Anti-Probable gluconokinase

[All Photos](#) (3)



Product No.	Clonality	Application	Species Reactivity	Citations	SDS
<b>HPA020378</b>	polyclonal	IHC	human	1	






## Anti-IDO1 antibody produced in rabbit

**Synonym(s):** Anti-IDO, Anti-Indoleamine 2,3-dioxygenase, Anti-Indoleamine-pyrrole 2,3-dioxygenase, IDO, INDO, Indoleamine 2,3-dioxygenase 1



### All

### Photos (18)

Product No.	Clonality	Application	Species Reactivity	Citations	SDS
<b>HPA027772</b>	polyclonal	IHC	human	2	
<b>HPA023072</b>	polyclonal	IHC	human	12	
<b>HPA023149</b>	polyclonal	IHC	human	7	

**All Photos** (12)


**Anti-IDO1 Antibody, clone 1B17 ZooMAb<sup>®</sup> Rabbit Monoclonal**

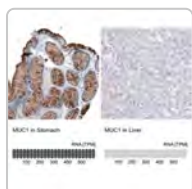
Product No.	Clonality	Application	Species Reactivity	Citations	SDS
<b>ZRB1362</b>	1B17, recombinant monoclonal	ICC, IHC, WB	human	 	



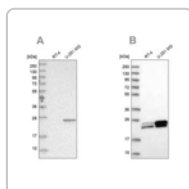
**Anti-IDUA antibody produced in rabbit**

**All Photos** (5)

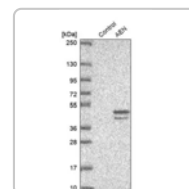
Product No.	Clonality	Application	Species Reactivity	Citations	SDS
<b>HPA054254</b>	polyclonal	IHC	human		



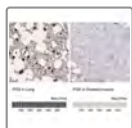
Sigma-Aldrich  
**AMAB91533**  
Monoclonal  
Anti-MUC1...



Sigma-Aldrich  
**HPA028118**  
Anti-GUK1




Sigma-Aldrich  
**HPA0485**  
Anti-AEN  
antibody.

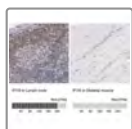


## Anti-IFI30 antibody produced in rabbit

**Synonym(s):** Anti-GILT, Anti-IFI-30, Anti-IP30, Anti-MGC32056, Anti-interferon,  $\gamma$ -inducible protein 30

[All Photos](#) (7)


Product No.	Clonality	Application	Species Reactivity	Citations	SDS
<a href="#">HPA026650</a>	polyclonal	IF, IHC	human	3	




## Anti-IFI16 antibody produced in rabbit

**Synonym(s):** Anti- $\gamma$ -Interferon-inducible protein I $\gamma$ -16 antibody produced in rabbit, Anti-IFI 16 antibody produced in rabbit, Anti-Interferon-inducible myeloid differentiation transcriptional activator antibody produced in rabbit

[All Photos](#) (7)


Product No.	Clonality	Application	Species Reactivity	Citations	SDS
<a href="#">HPA002134</a>	polyclonal	IF, IHC	human	6	

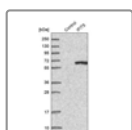


## Anti-IFI44L antibody produced in rabbit

**Synonym(s):** Anti-C1orf29, Anti-GS3686

[All Photos](#) (5)


Product No.	Clonality	Application	Species Reactivity	Citations	SDS
<a href="#">HPA060372</a>	polyclonal	IHC	human		




## Anti-IFIT5 antibody produced in rabbit

**Synonym(s):** Anti-Interferon-induced protein with tetratricopeptide repeats 5, Anti-RI58

[All Photos](#) (2)


Product No.	Clonality	Application	Species Reactivity	Citations	SDS
<a href="#">HPA037957</a>	polyclonal	IHC	human		



## Anti-IFIT3 antibody produced in rabbit

**Synonym(s):** Anti-CIG-49, Anti-GARG-49, Anti-IFI60, Anti-IFIT4, Anti-IRG2, Anti-RIG-G

[All Photos](#) (6)


Product No.	Clonality	Application	Species Reactivity	Citations	SDS
<b>HPA059914</b>	polyclonal	IF, IHC	human		




### Anti-IFITM1 antibody produced in rabbit

**Synonym(s):** Anti-CD225 antigen, Anti-Interferon-induced protein 17, Anti-Interferon-induced transmembrane protein 1, Anti-Interferon-inducible protein 9-27, Anti-Leu-13 antigen

**All Photos** (7)


Product No.	Clonality	Application	Species Reactivity	Citations	SDS
<b>HPA004810</b>	polyclonal	IF, IHC	human	10	

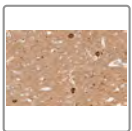


### Anti-IFITM3 antibody produced in rabbit

**Synonym(s):** Anti-Interferon-induced transmembrane protein 3, Anti-Interferon-inducible protein 1-8U



**All Photos** (2)

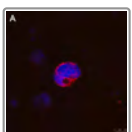
Product No.	Clonality	Application	Species Reactivity	Citations	SDS
<b>HPA004337</b>	polyclonal	IHC	human	4	



### Anti-IFNAR2 Antibody, clone 1M16 ZooMAb<sup>®</sup> Rabbit Monoclonal

**All Photos** (11)



Product No.	Clonality	Application	Species Reactivity	Citations	SDS
<b>ZRB2139</b>	1M16, recombinant monoclonal	ICC, IHC, WB, affinity binding assay	rat, mouse, human		 



### Anti-IFN $\gamma$ Antibody, clone 5K15 ZooMAb<sup>®</sup> Rabbit Monoclonal

**Synonym(s):** IFN-gamma, Immune interferon, Interferon gamma

**All Photos** (12)


Product No.	Description	SDS
<b>ZRB1620</b>	recombinant, expressed in HEK 293 cells	 

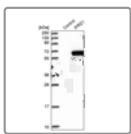


### Anti-IFNGR2 antibody produced in rabbit

**Synonym(s):** Anti-AF-1 antibody produced in rabbit, Anti-Interferon- $\gamma$  receptor  $\beta$ -chain precursor antibody produced in rabbit, Anti-Interferon- $\gamma$  receptor accessory factor 1 antibody produced in rabbit, Anti-Interferon- $\gamma$  transducer 1 antibody produced in rabbit

**All Photos** (4)


Product No.	Clonality	Application	Species Reactivity	Citations	SDS
<b>HPA001535</b>	polyclonal	IF, IHC	human	5	

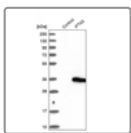


### Anti-IFRD1 antibody produced in rabbit

**Synonym(s):** Anti-Interferon-related developmental regulator 1, Anti-Nerve growth factor-inducible protein PC4

**All Photos** (3)


Product No.	Clonality	Application	Species Reactivity	Citations	SDS
<b>HPA024122</b>	polyclonal	IF, IHC	human		

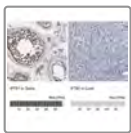


### Anti-IFT43 antibody produced in rabbit

**Synonym(s):** Anti-C14orf179, Anti-FLJ32173, Anti-MGC16028

**All Photos** (3)


Product No.	Clonality	Application	Species Reactivity	Citations	SDS
<b>HPA003438</b>	polyclonal	IF, IHC	human	3	



### Anti-IFT81 antibody produced in rabbit

**Synonym(s):** Anti-CDV-1, Anti-Carnitine deficiency-associated protein expressed in ventricle 1, Anti-Intraflagellar transport protein 81 homolog

**All Photos** (4)


Product No.	Clonality	Application	Species Reactivity	Citations	SDS
<b>HPA020051</b>	polyclonal	IF, IHC	human	3	



### Anti-IFT27 antibody produced in rabbit



Product No.	Clonality	Application	Species Reactivity	Citations	SDS
<a href="#">HPA018418</a>	polyclonal		human	5	




### Anti-IFT57 antibody produced in rabbit

**Synonym(s):** Anti-ESRRBL1, Anti-FLJ10147, Anti-HIPPI, Anti-Intraflagellar transport 57 homolog (*Chlamydomonas*), Anti-MHS4R2



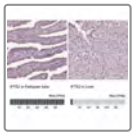
Product No.	Clonality	Application	Species Reactivity	Citations	SDS
<a href="#">HPA035515</a>	polyclonal	IHC	human		



### Anti-IFT22 antibody produced in rabbit



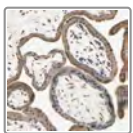
Product No.	Clonality	Application	Species Reactivity	Citations	SDS
<a href="#">HPA042930</a>	polyclonal	IF, IHC	human	1	



### Anti-IFT52 antibody produced in rabbit



Product No.	Clonality	Application	Species Reactivity	Citations	SDS
<a href="#">HPA067423</a>	polyclonal	IHC	human		



### Anti-IGDCC4 antibody produced in rabbit

**Synonym(s):** Anti-AC105129.4, Anti-DDM36, Anti-NP\_066013.1




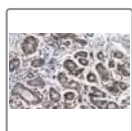
Product No.	Clonality	Application	Species Reactivity	Citations	SDS
<a href="#">HPA008576</a>	polyclonal	IF, IHC	human	1	



### Anti-IGF2 antibody produced in rabbit





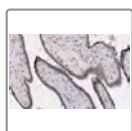
Product No.	Clonality	Application	Species Reactivity	Citations	SDS
<b>HPA007556</b>	polyclonal	IHC	human		



### Anti-IGF-1R $\beta$ Antibody, clone 1D18 ZooMAb<sup>®</sup> Rabbit Monoclonal



**All Photos** (13)

Product No.	Clonality	Application	Species Reactivity	Citations	SDS
<b>ZRB1482</b>	1D18, recombinant monoclonal	FACS, IHC, WB, affinity binding assay	rat, mouse, human		 



### Anti-IGF-2R/CD222 Antibody, clone 209 ZooMAb<sup>®</sup> Rabbit Monoclonal

**All Photos** (13)



Product No.	Clonality	Application	Species Reactivity	Citations	SDS
<b>ZRB1939</b>	209, recombinant monoclonal	FACS, ICC, IHC (p), WB, affinity binding assay	human		 

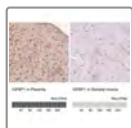


### Anti-IGFALS antibody produced in rabbit

**Synonym(s):** Anti-IGFALS, Anti-Insulin-like growth factor binding protein, acid labile subunit

**All Photos** (10)

Product No.	Clonality	Application	Species Reactivity	Citations	SDS
<b>HPA040948</b>	polyclonal	IF, IHC	human		
<b>HPA040692</b>	polyclonal	IF, IHC	human		

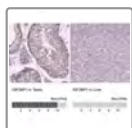


## Anti-IGFBP1 antibody produced in rabbit

**Synonym(s):** Anti-AFBP, Anti-IBP1, Anti-IGF-BP25, Anti-PP12, Anti-hIGFBP-1

[All Photos](#) (13)

Product No.	Clonality	Application	Species Reactivity	Citations	SDS
<a href="#">HPA046972</a>	polyclonal	IF, IHC	human	1	
<a href="#">HPA050640</a>	polyclonal	IHC	human		

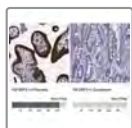


## Anti-IGF2BP1 antibody produced in rabbit

**Synonym(s):** Anti-IMP-1, Anti-CRD-BP, Anti-Coding region determinant-binding protein, Anti-IGF-II mRNA-binding protein 1, Anti-IGF2 mRNA-binding protein 1, Anti-Insulin-like growth factor 2 mRNA-binding protein 1, Anti-VICKZ family member 1, Anti-ZBP-1, Anti-Zip code-binding protein 1

[All Photos](#) (16)

Product No.	Clonality	Application	Species Reactivity	Citations	SDS
<a href="#">HPA062273</a>	polyclonal	IHC	human		
<a href="#">HPA021367</a>	polyclonal	IHC	human	7	



## Anti-IGF2BP3 antibody produced in rabbit

[All Photos](#) (3)

Product No.	Clonality	Application	Species Reactivity	Citations	SDS
<a href="#">HPA076951</a>	polyclonal	IF, IHC	human	1	



## Anti-IGFN1 antibody produced in rabbit

[All Photos](#) (6)




Product No.	Clonality	Application	Species Reactivity	Citations	SDS
<a href="#">HPA050415</a>	polyclonal	IF, IHC	human		

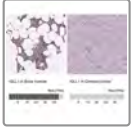


## Anti-IgG1 Fc $\gamma$ chain Antibody, clone 1B17 ZooMAb<sup>®</sup> Rabbit Monoclonal




## All Photos (6)

Product No.	Clonality	Application	Species Reactivity	Citations	SDS
<b>ZRB1671</b>	recombinant monoclonal	ELISA, FACS, IHC, WB	human	  	



### Anti-IGLL1 antibody produced in rabbit


## All Photos (3)

Product No.	Clonality	Application	Species Reactivity	Citations	SDS
<b>HPA071406</b>	polyclonal	IHC	human		

**All**

**Anti-IGSF11 antibody produced in rabbit**

**Photos** (3) **Synonym(s):** Anti-BT-IgSF, Anti-CT119, Anti-Igsf13, Anti-Immunoglobulin Superfamily, Member 11, Anti-MGC35227, Anti-VSIG3


Product No.	Clonality	Application	Species Reactivity	Citations	SDS
<b>HPA046377</b>	polyclonal	IF, IHC, WB	human		

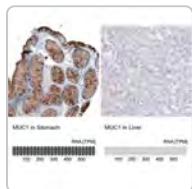


**Anti-IGSF21 antibody produced in rabbit**

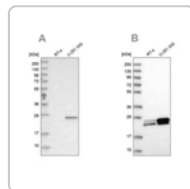
**Synonym(s):** Anti-Immunoglobulin superfamily, member 21, Anti-Mgc15730, Anti-Rp11-121a23.1

**All Photos** (4)

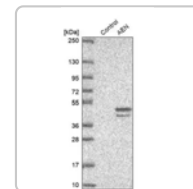
Product No.	Clonality	Application	Species Reactivity	Citations	SDS
<b>HPA044535</b>	polyclonal	IHC	human		




Sigma-Aldrich  
**AMAB91533**  
Monoclonal  
Anti-MUC1...



Sigma-Aldrich  
**HPA028118**  
Anti-GUK1



Sigma-Aldric  
**HPA0485**  
Anti-AEN  
antibody.

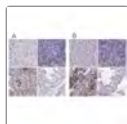


## Anti-IGSF3 antibody produced in rabbit

**Synonym(s):** Anti-EWI-3, Anti-MGC117164, Anti-V8

[All Photos](#) (3)

Product No.	Clonality	Application	Species Reactivity	Citations	SDS
<b>HPA036305</b>	polyclonal	IHC, WB	human		




## Anti-IGSF1 antibody produced in rabbit

**Synonym(s):** IGCD1, IGDC1, INHBP, KIAA0364, MGC75490, PGSF2, Anti-IGCD1, Anti-IGDC1, Anti-INHBP, Anti-KIAA0364, Anti-MGC75490, Anti-PGSF2, Anti-immunoglobulin superfamily, member

[All Photos](#) (10)

Product No.	Clonality	Application	Species Reactivity	Citations	SDS
<b>HPA012732</b>	polyclonal	IHC	human		
<b>HPA035582</b>	polyclonal	IHC	human	1	




## Anti-IGSF6 antibody produced in rabbit

**Synonym(s):** Anti-Dora, Anti-Immunoglobulin superfamily, member 6

[All Photos](#) (4)

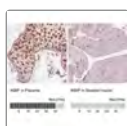
Product No.	Clonality	Application	Species Reactivity	Citations	SDS
<b>HPA041072</b>	polyclonal	IHC	human		
<b>HPA041023</b>	polyclonal	IHC, WB	human		



## Anti-IKB $\alpha$ Antibody, clone 608, ZooMAb<sup>®</sup> Rabbit Monoclonal

[All Photos](#) (10)




Product No.	Clonality	Application	Species Reactivity	Citations	SDS
<b>ZRB1144</b>	608, recombinant monoclonal	IF, IHC (p), WB	human, mouse	1	



## Anti-IKBIP antibody produced in rabbit

**Synonym(s):** Anti-FLJ31051, Anti-IKBKB interacting protein, Anti-IKIP

## All Photos (20)


Product No.	Clonality	Application	Species Reactivity	Citations	SDS
<a href="#">HPA038677</a>	polyclonal	IF, IHC	human		
<a href="#">HPA038678</a>	polyclonal	IHC, WB	human		
<a href="#">HPA061541</a>	polyclonal	IF, IHC	human		




### Anti-IkBKB antibody produced in rabbit

**Synonym(s):** Anti-I- $\kappa$ -B kinase 2 antibody produced in rabbit, Anti-I- $\kappa$ -B-kinase  $\beta$  antibody produced in rabbit, Anti-IKK- $\beta$  antibody produced in rabbit, Anti-IKK-B antibody produced in rabbit, Anti-IKK2 antibody produced in rabbit, Anti-IkBKB antibody produced in rabbit, Anti-Inhibitor of nuclear factor  $\kappa$ -B kinase subunit  $\beta$  antibody produced in rabbit, Anti-NFKB1KB antibody produced in rabbit, Anti-Nuclear factor NF- $\kappa$ -B inhibitor kinase  $\beta$  antibody produced in rabbit



## All Photos (3)

Product No.	Clonality	Application	Species Reactivity	Citations	SDS
<a href="#">HPA001249</a>	polyclonal	IF, IHC	human	4	



### Anti-IKK $\beta$ Antibody, clone 2N22 ZooMAb<sup>®</sup> Rabbit Monoclonal



## All Photos (6)

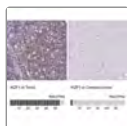
Product No.	Clonality	Application	Species Reactivity	Citations	SDS
<a href="#">ZRB1595</a>	2N22, recombinant monoclonal	ELISA, WB, affinity binding assay	mouse, rat, human		 



### Anti-IKK $\epsilon$ Antibody, clone 1D7 ZooMAb<sup>®</sup> Rabbit Monoclonal

## All Photos (10)

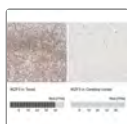
Product No.	Clonality	Application	Species Reactivity	Citations	SDS
<a href="#">ZRB2032</a>	1D7, recombinant monoclonal	IF, IHC, WB	human, mouse		 



## Anti-IKZF1 antibody produced in rabbit

[All Photos](#) (14)

Product No.	Clonality	Application	Species Reactivity	Citations	SDS
<a href="#">HPA035222</a>	polyclonal	IHC	human		
<a href="#">HPA035221</a>	polyclonal	IF, IHC	human		

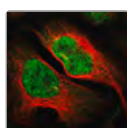


## Anti-IKZF3 antibody produced in rabbit

**Synonym(s):** Anti-Ikaros family zinc finger protein 3, Anti-Zinc finger protein Aiolos

[All Photos](#) (9)

Product No.	Clonality	Application	Species Reactivity	Citations	SDS
<a href="#">HPA073266</a>	polyclonal	IF, IHC	human		
<a href="#">HPA024377</a>	polyclonal	IF, IHC	human		

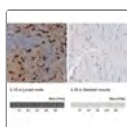


## Anti-IKZF5 antibody produced in rabbit

**Synonym(s):** Anti-Ikaros family zinc finger protein 5, Anti-Zinc finger protein Pegasus

[All Photos](#) (2)

Product No.	Clonality	Application	Species Reactivity	Citations	SDS
<a href="#">HPA015297</a>	polyclonal	IF, IHC (p), WB	human	2	

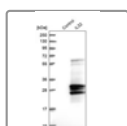


## Anti-IL18 antibody produced in rabbit

**Synonym(s):** Anti-IFN-gamma-inducing factor, Anti-IL-1 gamma, Anti-IL-18, Anti-Iboctadekin, Anti-Interferon-gamma-inducing factor, Anti-Interleukin-1 gamma, Anti-Interleukin-18 precursor

[All Photos](#) (8)


Product No.	Clonality	Application	Species Reactivity	Citations	SDS
<a href="#">HPA003980</a>	polyclonal	IF, IHC	human	9	

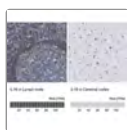


## Anti-IL32 antibody produced in rabbit

**Synonym(s):** Anti-ALDH7, Anti-NK4, Anti-TAIF, Anti-TAIFb, Anti-TAIFd, Anti-interleukin 32

[All Photos](#) (6)


Product No.	Clonality	Application	Species Reactivity	Citations	SDS
<b>HPA029397</b>	polyclonal	IHC	human	3	




### Anti-IL16 antibody produced in rabbit

**Synonym(s):** Anti-IL-16, Anti-Interleukin-16, Anti-LCF, Anti-Lymphocyte chemoattractant factor

[All Photos](#) (4)




Product No.	Clonality	Application	Species Reactivity	Citations	SDS
<b>HPA018467</b>	polyclonal	IF, IHC	human	7	



### Anti-IL-13 Antibody, clone 1B10 ZooMAb® Rabbit Monoclonal

**Synonym(s):** Anti-SUCNR1/GPR91 Antibody, clone 1N21 ZooMAb® Rabbit Monoclonal



[All Photos](#) (8)

Product No.	Clonality	Application	Species Reactivity	Citations	SDS
<b>ZRB2453</b>	1B10, recombinant monoclonal	FACS, ICC, IHC, WB, affinity binding assay	human	  	



### Anti-IL-17A Antibody, clone 1F21 ZooMAb® Rabbit Monoclonal



[All Photos](#) (15)

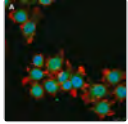
Product No.	Clonality	Application	Species Reactivity	Citations	SDS
<b>ZRB1708</b>	1F21, recombinant monoclonal	FACS, ICC, IHC (p), WB, affinity binding assay	human, mouse	 	



### Anti-IL-17A Antibody, clone 3K22 ZooMAb® Rabbit Monoclonal

[All Photos](#) (14)



Product No.	Clonality	Application	Species Reactivity	Citations	SDS
<b>ZRB2409</b>	3K22, recombinant monoclonal	FACS, ICC, IHC (p), affinity binding assay	mouse, human	 	



### **Anti-IL-33 Antibody, clone 5K9, ZooMAb<sup>®</sup> Rabbit Monoclonal**

**Synonym(s):** IL-1F11, IL-33, Interleukin-1 family member 11, Interleukin-33, NF-HEV, Nuclear factor from high endothelial venules



**All Photos** (10)

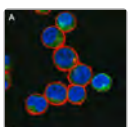
Product No.	Clonality	Application	Species Reactivity	Citations	SDS
<b>ZRB1350</b>	5K9, monoclonal recombinant monoclonal	ICC, IHC (p), WB	human, rat, mouse	 	



### **Anti-IL-6 Antibody, clone 1G18 ZooMAb<sup>®</sup> Rabbit Monoclonal**



**All Photos** (12)


Product No.	Clonality	Application	Species Reactivity	Citations	SDS
<b>ZRB1970</b>	1G18, recombinant monoclonal	FACS, IHC, WB, affinity binding assay	human, mouse	 	



### **Anti-IL-6 Antibody, clone 3B9 ZooMAb<sup>®</sup> Rabbit Monoclonal**




**All Photos** (9)

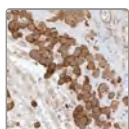
Product No.	Clonality	Application	Species Reactivity	Citations	SDS
<b>ZRB1982</b>	3B9, recombinant monoclonal	ELISA, ICC, WB, affinity binding assay	human	 	



### **Anti-IL-8 Antibody, clone 1D20 ZooMAb<sup>®</sup> Rabbit Monoclonal**

## All Photos (5)


Product No.	Clonality	Application	Species Reactivity	Citations	SDS
<b>ZRB2567</b>	recombinant monoclonal	FACS, IHC, WB	human	  	

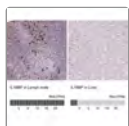


### Anti-IL36B antibody produced in rabbit

**Synonym(s):** Anti-FIL1, Anti-FILI-(ETA), Anti-IL-1F8, Anti-IL-1H2, Anti-IL1-ETA, Anti-IL1F8, Anti-MGC126880, Anti-MGC126882

## All Photos (2)


Product No.	Clonality	Application	Species Reactivity	Citations	SDS
<b>HPA035664</b>	polyclonal	IHC	human		




### Anti-IL18BP antibody produced in rabbit

**Synonym(s):** Anti-IL18BPa

## All Photos (5)


Product No.	Clonality	Application	Species Reactivity	Citations	SDS
<b>HPA041061</b>	polyclonal	IHC	human		



### Anti-ILF2 antibody produced in rabbit

**Synonym(s):** Anti-Interleukin enhancer-binding factor 2 antibody produced in rabbit, Anti-Nuclear factor of activated T-cells 45 kDa antibody produced in rabbit



## All Photos (4)

Product No.	Clonality	Application	Species Reactivity	Citations	SDS
<b>HPA007484</b>	polyclonal	IF, IHC	human, mouse, rat	2	

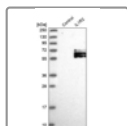


### Anti-ILK Antibody, clone 1B22 ZooMAb<sup>®</sup> Rabbit Monoclonal

## All Photos (8)

Product No.	Clonality	Application	Species Reactivity	Citations	SDS
<b>ZRB1992</b>	1B22, recombinant monoclonal	IHC, WB, affinity binding assay	mouse, human	 	




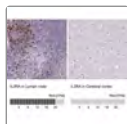


## Anti-IL1R2 antibody produced in rabbit

**Synonym(s):** Anti-CD121b, Anti-IL1RB, Anti-interleukin 1 receptor, type II


[All Photos](#) (4)

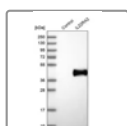
Product No.	Clonality	Application	Species Reactivity	Citations	SDS
<a href="#">HPA027598</a>	polyclonal	IHC	human	6	



## Anti-IL2RA antibody produced in rabbit

[All Photos](#) (5)


Product No.	Clonality	Application	Species Reactivity	Citations	SDS
<a href="#">HPA054622</a>	polyclonal	IHC	human		



## Anti-IL22RA2 antibody produced in rabbit

**Synonym(s):** Anti-CRF2-S1, Anti-IL-22BP, Anti-interleukin 22 receptor,  $\alpha$  2

[All Photos](#) (2)



Product No.	Clonality	Application	Species Reactivity	Citations	SDS
<a href="#">HPA030582</a>	polyclonal	IHC	human	1	

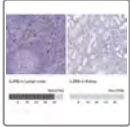
All

## Anti-IL1RAPL2 antibody produced in rabbit

Photos (4)

**Synonym(s):** Anti-IL-1R9, Anti-IL1R9, Anti-IL1RAPL-2, Anti-Interleukin 1 receptor accessory protein-like 2, Anti-TIGIRR-1


Product No.	Clonality	Application	Species Reactivity	Citations	SDS
<a href="#">HPA036128</a>	polyclonal	IHC	human		
<a href="#">HPA036129</a>	polyclonal	IHC, WB	human		

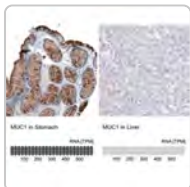


## Anti-IL2RB antibody produced in rabbit

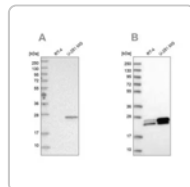
**Synonym(s):** Anti-CD122, Anti-IL15RB

All Photos (5)

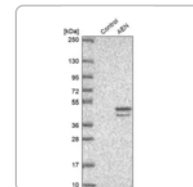
Product No.	Clonality	Application	Species Reactivity	Citations	SDS
<a href="#">HPA062657</a>	polyclonal	IHC	human	2	



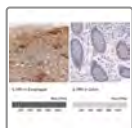
Sigma-Aldrich  
**AMAB91533**  
Monoclonal  
Anti-MUC1...



Sigma-Aldrich  
**HPA028118**  
Anti-GUK1



Sigma-Aldrich  
**HPA0485**  
Anti-AEN  
antibody.

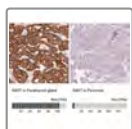


## Anti-IL1RN antibody produced in rabbit

**Synonym(s):** Anti-ICIL-1RA antibody produced in rabbit, Anti-IL-1RN antibody produced in rabbit, Anti-IL-1ra antibody produced in rabbit, Anti-IL1 inhibitor antibody produced in rabbit, Anti-IRAP antibody produced in rabbit, Anti-Interleukin-1 receptor antagonist protein precursor antibody produced in rabbit

[All Photos](#) (7)

Product No.	Clonality	Application	Species Reactivity	Citations	SDS
<a href="#">HPA001482</a>	polyclonal	IHC	human	6	

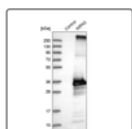


## Anti-IMMT antibody produced in rabbit

**Synonym(s):** Anti-HMP, Anti-MINOS2, Anti-P87, Anti-P89

[All Photos](#) (11)

Product No.	Clonality	Application	Species Reactivity	Citations	SDS
<a href="#">HPA036165</a>	polyclonal	IF, IHC	human		
<a href="#">HPA036164</a>	polyclonal	IF, IHC	human		




## Anti-IMP2 antibody produced in rabbit

**Synonym(s):** Anti-inositol(myo)-1(or 4)-monophosphatase 2

[All Photos](#) (3)

Product No.	Clonality	Application	Species Reactivity	Citations	SDS
<a href="#">HPA029561</a>	polyclonal	IF, IHC	human	2	




## Anti-IMP1 antibody produced in rabbit

**Synonym(s):** Anti-IMP1, Anti-Inositol(myo)-1(or 4)-monophosphatase 1



[All Photos](#) (3)


Product No.	Clonality	Application	Species Reactivity	Citations	SDS
<a href="#">HPA037489</a>	polyclonal	IF, IHC	human	1	



## Anti-IMPACT antibody produced in rabbit

[All Photos](#) (7)


Product No.	Clonality	Application	Species Reactivity	Citations	SDS
<a href="#">HPA041045</a>	polyclonal	IHC, WB	human		
<a href="#">HPA041968</a>	polyclonal	IF, IHC, WB	human	3	



### Anti-IMPDH2 antibody produced in rabbit

**Synonym(s):** Anti-IMP dehydrogenase 2 antibody produced in rabbit, Anti-IMP 2 antibody produced in rabbit, Anti-IMPDH-II antibody produced in rabbit, Anti-Inosine-5'-monophosphate dehydrogenase 2 antibody produced in rabbit




[All Photos](#) (3)


Product No.	Clonality	Application	Species Reactivity	Citations	SDS
<a href="#">HPA001400</a>	polyclonal	IF, IHC	human	7	



### Anti-IMP G1 antibody produced in rabbit

[All Photos](#) (15)


Product No.	Clonality	Application	Species Reactivity	Citations	SDS
<a href="#">HPA030332</a>	polyclonal	IHC	human		
<a href="#">HPA027142</a>	polyclonal	IHC	human		
<a href="#">HPA030333</a>	polyclonal	IHC	human		



### Anti-INA antibody produced in rabbit

**Synonym(s):** Anti-66 kDa neurofilament protein, Anti-Alpha-Inx, Anti-Alpha-internexin, Anti-NF-66, Anti-Neurofilament-66

[All Photos](#) (10)


Product No.	Clonality	Application	Species Reactivity	Citations	SDS
<a href="#">HPA008057</a>	polyclonal	IF, IHC	human, rat, mouse	5	

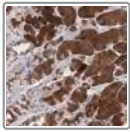


### Anti-INCENP

**Synonym(s):** FLJ31633

[All Photos](#) (3)


Product No.	Clonality	Application	Species Reactivity	Citations	SDS
<a href="#">HPA051339</a>	polyclonal	IHC	human		

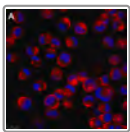


### Anti-INF2 antibody produced in rabbit

**Synonym(s):** Anti-C14orf151, Anti-HBEBP2-binding protein C, Anti-Inverted formin-2, Anti-NP\_116103.1, Anti-Uncharacterized protein C14orf151

[All Photos](#) (4)

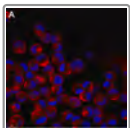
Product No.	Clonality	Application	Species Reactivity	Citations	SDS
<a href="#">HPA000724</a>	polyclonal	IHC	human	5	



### Anti-Influenza A Nucleoprotein Antibody, clone A1 ZooMAb<sup>®</sup> Mouse Monoclonal



[All Photos](#) (10)

Product No.	Clonality	Application	Species Reactivity	Citations	SDS
<a href="#">ZMS1020</a>	A1, recombinant monoclonal	ELISA, ICC			 



### Anti-Influenza A Nucleoprotein Antibody, clone A3 ZooMAb<sup>®</sup> Mouse Monoclonal

[All Photos](#) (10)



Product No.	Clonality	Application	Species Reactivity	Citations	SDS
<a href="#">ZMS1021</a>	A3, recombinant monoclonal monoclonal	ELISA, ICC, WB	Influenza A virus subtype H1N1		 

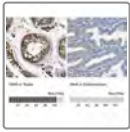


### Anti-ING2 antibody produced in rabbit

**Synonym(s):** Anti-ING1Lp, Anti-Inhibitor of growth 1-like protein, Anti-Inhibitor of growth protein 2, Anti-p32, Anti-p33ING2, Anti-ING1L, Anti-inhibitor of growth family, member 2

[All Photos](#) (7)


Product No.	Clonality	Application	Species Reactivity	Citations	SDS
<a href="#">HPA019486</a>	polyclonal	IF, IHC	human	4	
<a href="#">HPA021517</a>	polyclonal	IF, IHC	human	6	

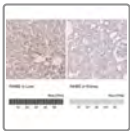


### Anti-INHA antibody produced in rabbit

**Synonym(s):** Anti-Inhibin alpha chain

[All Photos](#) (4)


Product No.	Clonality	Application	Species Reactivity	Citations	SDS
<a href="#">HPA019141</a>	polyclonal	IF, IHC	human	4	

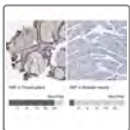


### Anti-INHBE antibody produced in rabbit

**Synonym(s):** Anti-Activin beta-E chain, Anti-Inhibin beta E chain precursor

[All Photos](#) (4)


Product No.	Clonality	Application	Species Reactivity	Citations	SDS
<a href="#">HPA016843</a>	polyclonal	IF, IHC	human	2	

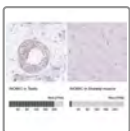


### Anti-INIP antibody produced in rabbit

**Synonym(s):** Anti-C9orf80, Anti-Uncharacterized protein C9orf80

[All Photos](#) (8)


Product No.	Clonality	Application	Species Reactivity	Citations	SDS
<a href="#">HPA020382</a>	polyclonal	IF, IHC	human	2	



### Anti-INO80C antibody produced in rabbit

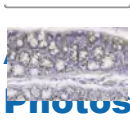
**Synonym(s):** Anti-C18orf37, Anti-FLJ38183, Anti-IES6, Anti-INO80 complex subunit C, Anti-hles6

[All Photos](#) (7)

Product No.	Clonality	Application	Species Reactivity	Citations	SDS
<a href="#">HPA049060</a>	polyclonal	IF, IHC	human		





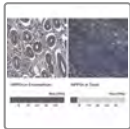
### Anti-iNOS (NOSII) Antibody, clone 2G17 ZooMAb<sup>®</sup> Rabbit Monoclonal



(11)

**Synonym(s):** EC:1.14.13.39, Inducible NO synthase, Inducible NOS, MAC-NOS, Macrophage NOS, NOS type II, Nitric oxide synthase inducible, Peptidyl-cysteine S-nitrosylase NOS2


Product No.	Clonality	Application	Species Reactivity	Citations	SDS
<b>ZRB1449</b>	2G17, monoclonal recombinant monoclonal	ICC, IHC, WB, affinity binding assay	rat, mouse		 

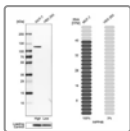


### Anti-INPP5A antibody produced in rabbit

**Synonym(s):** Anti-5PTase, Anti-Type I inositol-1,4,5-trisphosphate 5-phosphatase

[All Photos](#) (7)


Product No.	Clonality	Application	Species Reactivity	Citations	SDS
<b>HPA012285</b>	polyclonal	IHC	human	3	



### Anti-INPP4B antibody produced in rabbit

**Synonym(s):** Anti-Inositol polyphosphate-4-phosphatase, type II, 105 kDa


[All Photos](#) (4)

Product No.	Clonality	Application	Species Reactivity	Citations	SDS
<b>HPA037682</b>	polyclonal	IF, IHC	human	1	



### Anti-INS antibody produced in rabbit

[All Photos](#) (3)


Product No.	Clonality	Application	Species Reactivity	Citations	SDS
<b>HPA004932</b>	polyclonal	IHC	human	10	

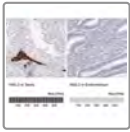


### Anti-INSL6 antibody produced in rabbit

**Synonym(s):** Anti-Insulin-like peptide 6, Anti-Insulin-like peptide INSL6, Anti-Relaxin/insulin-like factor 1

[All Photos](#) (4)


Product No.	Clonality	Application	Species Reactivity	Citations	SDS
<a href="#">HPA021364</a>	polyclonal	IHC	human	3	

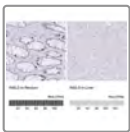


### Anti-INSL3 antibody produced in rabbit

**Synonym(s):** Anti-MGC119818, Anti-MGC119819, Anti-RLF, Anti-RLNL, Anti-insulin-like 3 (Leydig cell)

[All Photos](#) (3)


Product No.	Clonality	Application	Species Reactivity	Citations	SDS
<a href="#">HPA028615</a>	polyclonal	IHC	human	4	

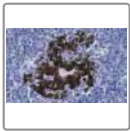


### Anti-INSL5 antibody produced in rabbit

**Synonym(s):** Anti-insulin-like 5

[All Photos](#) (4)



Product No.	Clonality	Application	Species Reactivity	Citations	SDS
<a href="#">HPA030100</a>	polyclonal	IHC	human		



### Anti-Insulin Antibody, clone 3B5 ZooMAb<sup>®</sup> Rabbit Monoclonal

**Synonym(s):** Ins



[All Photos](#) (11)

Product No.	Description	SDS
<a href="#">ZRB1138</a>	recombinant, expressed in HEK 293 cells	 



### Anti-Insulin Receptor $\beta$ Antibody, clone 1J16 ZooMAb<sup>®</sup> Rabbit Monoclonal

[All Photos](#) (15)

Product No.	Clonality	Application	Species Reactivity	Citations	SDS
<a href="#">ZRB1570</a>	1J16, recombinant monoclonal	ICC, IHC (p), WB, affinity	rat, human, mouse		 





Product No.	Clonality	Application	Species Reactivity	Citations	SDS
		binding assay			

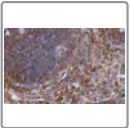


### Anti-Integrin $\alpha$ -5 Antibody, clone 5E18 ZooMAb<sup>®</sup> Rabbit Monoclonal

**Synonym(s):** CD49 antigen-like family member E, CD49e, Fibronectin receptor subunit alpha, Integrin alpha-F, VLA-5



[All Photos](#) (21)

Product No.	Clonality	Application	Species Reactivity	Citations	SDS
<b>ZRB1122</b>	5E18, monoclonal recombinant monoclonal	FACS, ICC, IHC, WB, affinity binding assay	human, mouse	 	





### Anti-Integrin $\alpha$ 4/CD49d Antibody, clone 1C21 ZooMAb<sup>®</sup> Rabbit Monoclonal

[All Photos](#) (13)

Product No.	Clonality	Application	Species Reactivity	Citations	SDS
<b>ZRB1805</b>	1C21, recombinant monoclonal	ICC, IHC (p), WB	rat, mouse, human	 	



**All**  
**Photos** (20) **Anti-Integrin  $\alpha$ 6/CD49f Antibody, clone 5I3 ZooMAb<sup>®</sup> Rabbit Monoclonal**

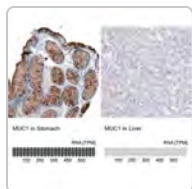
Product No.	Clonality	Application	Species Reactivity	Citations	SDS
<b>ZRB1168</b>	5I3, recombinant monoclonal	FACS, ICC, IHC (p), WB	monkey, human, mouse	 	



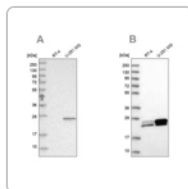
**Anti-Integrin alpha V beta 6 Antibody, clone EM05201,  
ZooMAb<sup>®</sup> Rabbit Monoclonal**

**All**  
**Photos** (22)

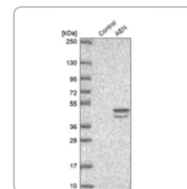
Product No.	Clonality	Application	Species Reactivity	Citations	SDS
<b>ZRB1104</b>	EM05201, recombinant monoclonal	FACS, ICC, IHC (p), WB	human, rat	 	



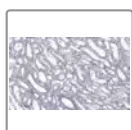
Sigma-Aldrich  
**AMAB91533**  
 Monoclonal  
 Anti-MUC1...



Sigma-Aldrich  
**HPA028118**  
 Anti-GUK1





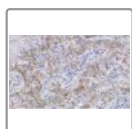
Sigma-Aldrich  
**HPA0485**  
 Anti-AEN  
 antibody.



**Anti-Integrin  $\alpha$ V Antibody, clone 272-17E6 ZooMAb<sup>®</sup> Mouse Monoclonal**

**All Photos** (13)



Product No.	Clonality	Application	Species Reactivity	Citations	SDS
<b>ZMS1053</b>	272-17E6, recombinant monoclonal monoclonal	FACS, ICC, IHC (p)	human		 

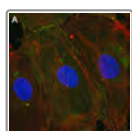


**Anti-Integrin  $\alpha$ V $\beta$ 3 Antibody, clone EM22703 ZooMAb<sup>®</sup> Rabbit Monoclonal**

**Synonym(s):** CD51/CD61

**All Photos** (19)



Product No.	Clonality	Application	Species Reactivity	Citations	SDS
<b>ZRB1190</b>	recombinant monoclonal	FACS, ICC, IF, IHC	human	1	 



**Anti-Integrin  $\alpha$ V $\beta$ 3 Antibody, clone LM609 ZooMAb<sup>®</sup> Mouse Monoclonal**

**Synonym(s):** CD51/CD61

**All Photos** (10)



Product No.	Clonality	Application	Species Reactivity	Citations	SDS
<b>ZMS1030</b>	LM609, recombinant monoclonal monoclonal	FACS, ICC, IP	human		 



## Anti-Integrin $\alpha$ V $\beta$ 5 Antibody, clone EM09902 , ZooMAb<sup>®</sup> Rabbit Monoclonal

**Synonym(s):** Fibronectin receptor

**All  
Photos** (13)



Product No.	Clonality	Application	Species Reactivity	Citations	SDS
<b>ZRB1191</b>	EM09902, recombinant monoclonal	FACS, ICC, IHC, WB	human	 	



## Anti-Integrin $\alpha$ V $\beta$ 8 Antibody, clone EM13309 , ZooMAb<sup>®</sup> Rabbit Monoclonal

**Synonym(s):** Fibronectin Receptor

**All  
Photos** (13)



Product No.	Clonality	Application	Species Reactivity	Citations	SDS
<b>ZRB1192</b>	EM13309, recombinant monoclonal	FACS, ICC, IHC, WB	human	 	

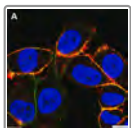


## Anti-Integrin $\beta$ 1 Antibody, clone 1A27 , ZooMAb<sup>®</sup> Rabbit Monoclonal

**Synonym(s):** CD29, Fibronectin receptor subunit beta, GPIIA, Glycoprotein IIa, VLA-4 subunit beta



**All  
Photos** (25)

Product No.	Clonality	Application	Species Reactivity	Citations	SDS
<b>ZRB1230</b>	1A27, recombinant monoclonal	ICC, IHC (p), WB	mouse, rat, human, monkey	 	



## Anti-Integrin $\beta$ 1 Antibody, clone P4C10 ZooMAb<sup>®</sup> Mouse Monoclonal

**All  
Photos** (8)



Product No.	Clonality	Application	Species Reactivity	Citations	SDS
<b>ZMS1140</b>	P4C10, recombinant monoclonal	FACS, ICC, WB	human	 	



## Anti-Integrin $\beta$ 3 Antibody, clone EM00212 ZooMAb<sup>®</sup> Rabbit Monoclonal

**Synonym(s):** CD61, GPIIIa, Integrin beta-3, Platelet membrane glycoprotein IIIa



**All Photos** (17)


Product No.	Clonality	Application	Species Reactivity	Citations	SDS
<b>ZRB1515</b>	EM00212, monoclonal recombinant monoclonal	FACS, ICC, IHC, WB	human	 	



## Anti-Integrin $\beta$ 4 Antibody, clone 3D11 ZooMAb<sup>®</sup> Rabbit Monoclonal

**All Photos** (11)



Product No.	Clonality	Application	Species Reactivity	Citations	SDS
<b>ZRB1753</b>	3D11, recombinant monoclonal	ICC, IHC (p), WB, affinity binding assay	human	 	



## Anti-Integrin beta 1 Antibody, clone HUTS-4 ZooMAb<sup>®</sup> Mouse Monoclonal

**Synonym(s):** CD29, Fibronectin receptor subunit beta, GPIIA, Glycoprotein IIa, VLA-4 subunit beta

**All Photos** (14)



Product No.	Clonality	Application	Species Reactivity	Citations	SDS
<b>ZMS1034</b>	HUTS-4, recombinant monoclonal monoclonal	FACS, IF, IHC, WB	human	 	

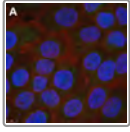


## Anti-Integrin pan- $\alpha$ V Antibody, clone EM01309 , ZooMAb<sup>®</sup> Rabbit Monoclonal

**Synonym(s):** CD51, Vitronectin receptor, Vitronectin receptor subunit alpha



**All Photos** (14)

Product No.	Clonality	Application	Species Reactivity	Citations	SDS
<b>ZRB1189</b>	EM01309, recombinant monoclonal	FACS, ICC, IHC, WB	human	 	



### Anti-Interferon $\alpha$ -2 Antibody, clone 1E13 ZooMAb<sup>®</sup> Rabbit Monoclonal

[All Photos](#) (9)



Product No.	Clonality	Application	Species Reactivity	Citations	SDS
<b>ZRB1391</b>	1E13, recombinant monoclonal	ELISA, ICC, WB, affinity binding assay	human	 	



### Anti-Interferon $\beta$ Antibody, clone 4F5 ZooMAb<sup>®</sup> Rabbit Monoclonal

**Synonym(s):** Fibroblast Interferon, IFN beta



[All Photos](#) (9)

Product No.	Clonality	Application	Species Reactivity	Citations	SDS
<b>ZRB1517</b>	4F5, monoclonal recombinant monoclonal	FACS, IHC (p), WB, affinity binding assay	human	 	



### Anti-Interferon $\gamma$ Antibody, clone 1N13 Antibody, ZooMAb<sup>®</sup> Rabbit Monoclonal




[All Photos](#) (9)

Product No.	Clonality	Application	Species Reactivity	Citations	SDS
<b>ZRB2195</b>	1N13, recombinant monoclonal	FACS, IHC (p), WB, affinity binding assay	human	 	



## Anti-Interleukin-21 Antibody, clone 2B13 ZoomAb® Rabbit Monoclonal

[All Photos](#) (6)


Product No.	Clonality	Application	Species Reactivity	Citations	SDS
<b>ZRB2769</b>	recombinant monoclonal	FACS, ICC, IHC, WB	human, rat, mouse	  	



## Anti-INTS6 antibody produced in rabbit

**Synonym(s):** Anti-DBI-1 antibody produced in rabbit, Anti-DICE1 antibody produced in rabbit, Anti-Deleted in cancer 1 antibody produced in rabbit, Anti-Int6 antibody produced in rabbit, Anti-Integrator complex subunit 6 antibody produced in rabbit, Anti-Protein DDX26 antibody produced in rabbit, Anti-Protein deleted in cancer 1 antibody produced in rabbit

[All Photos](#) (7)


Product No.	Clonality	Application	Species Reactivity	Citations	SDS
<b>HPA001846</b>	polyclonal	IF, IHC	human	2	



## Anti-INTS11 antibody produced in rabbit

**Synonym(s):** Anti-CPSF73L, Anti-FLJ20542, Anti-INT11, Anti-INTS11, Anti-RC-68, Anti-cleavage and polyadenylation specific factor 3-like

[All Photos](#) (6)



Product No.	Clonality	Application	Species Reactivity	Citations	SDS
<b>HPA029025</b>	polyclonal	IHC	human	9	

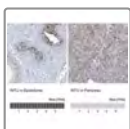


## Anti-INTS14 antibody produced in rabbit

**Synonym(s):** Anti-C15orf44, Anti-Chromosome 15 open reading frame 44, Anti-Dkfzp564o1664


[All Photos](#) (7)

Product No.	Clonality	Application	Species Reactivity	Citations	SDS
<b>HPA040651</b>	polyclonal	IHC	human, mouse, rat	1	
<b>HPA040255</b>	polyclonal	IF, IHC	rat, mouse, human	1	



## Anti-INTU antibody produced in rabbit



## All Photos (3)

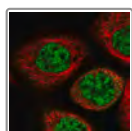
Product No.	Clonality	Application	Species Reactivity	Citations	SDS
<a href="#">HPA036715</a>	polyclonal	IHC	human		



### Anti-Involucrin Antibody, clone 1D13 ZooMAb<sup>®</sup> Rabbit Monoclonal

## All Photos (12)


Product No.	Clonality	Application	Species Reactivity	Citations	SDS
<a href="#">ZRB1399</a>	1D13, recombinant monoclonal	ICC, IHC (p), WB, affinity binding assay	human		 

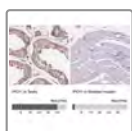


### Anti-IPMK antibody produced in rabbit

**Synonym(s):** Anti-Inositol polyphosphate multikinase


## All Photos (1)

Product No.	Clonality	Application	Species Reactivity	Citations	SDS
<a href="#">HPA037837</a>	polyclonal	IF	human	12	



### Anti-IPO11 antibody produced in rabbit

## All Photos (7)


Product No.	Clonality	Application	Species Reactivity	Citations	SDS
<a href="#">HPA067097</a>	polyclonal	IF, IHC	human		




### Anti-IPO4 antibody produced in rabbit

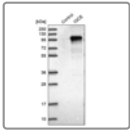
**Synonym(s):** Anti-FLJ23338, Anti-Imp4, Anti-Importin 4

## All Photos (4)

Product No.	Clonality	Application	Species Reactivity	Citations	SDS
<a href="#">HPA064572</a>	polyclonal	IF	human		




Product No.	Clonality	Application	Species Reactivity	Citations	SDS
<a href="#">HPA039043</a>	polyclonal	IHC, WB	human	1	

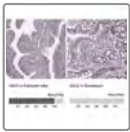


### Anti-IQCE antibody produced in rabbit

**Synonym(s):** Anti-IQ domain-containing protein E

[All Photos](#) (3)


Product No.	Clonality	Application	Species Reactivity	Citations	SDS
<a href="#">HPA019515</a>	polyclonal	IF, IHC	human	2	




### Anti-IQCG

**Synonym(s):** CFAP122, DKFZp434B227, DRC9

[All Photos](#) (4)


Product No.	Clonality	Application	Species Reactivity	Citations	SDS
<a href="#">HPA051981</a>	polyclonal	IHC, WB	human		




### Anti-IQCK antibody produced in rabbit

**Synonym(s):** Anti-IQ domain-containing protein K

[All Photos](#) (2)


Product No.	Clonality	Application	Species Reactivity	Citations	SDS
<a href="#">HPA026792</a>	polyclonal	IHC	human	3	



### Anti-IQGAP1 antibody produced in rabbit

**Synonym(s):** Anti-Ras GTPase-activating-like protein IQGAP1, Anti-p195


[All Photos](#) (5)

Product No.	Clonality	Application	Species Reactivity	Citations	SDS
<a href="#">HPA014055</a>	polyclonal	IHC	human, mouse, rat	4	




### Anti-IQGAP1 Antibody, clone 4M20 ZoomAb<sup>®</sup> Rabbit Monoclonal

[All Photos](#) (8)

Product No.	Clonality	Application	Species Reactivity	Citations	SDS
<b>ZRB1820</b>	4M20, recombinant monoclonal	IHC (p), WB, affinity binding assay	hamster, monkey, human		

## All Photos (6) **Anti-IRAK3 antibody produced in rabbit**



**Synonym(s):** Anti-Interleukin-1 receptor-associated kinase 3, Anti-Irak-m

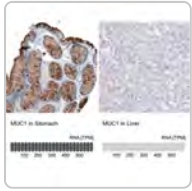
Product No.	Clonality	Application	Species Reactivity	Citations	SDS
<b>HPA043097</b>	polyclonal	IF, IHC, WB	human		



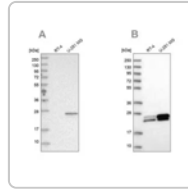
## **Anti-IRAK-1 Antibody, clone 3B12 ZooMAb<sup>®</sup> Rabbit Monoclonal**

### All Photos (13)

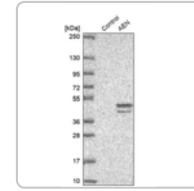
Product No.	Clonality	Application	Species Reactivity	Citations	SDS
<b>ZRB1975</b>	3B12, recombinant monoclonal	ICC, IHC (p), WB, affinity binding assay	human	 	



Sigma-Aldrich  
**AMAB91533**  
 Monoclonal  
 Anti-MUC1...



Sigma-Aldrich  
**HPA028118**  
 Anti-GUK1






Sigma-Aldrich  
**HPA0485**  
 Anti-AEN  
 antibody.



**Anti-IRE1α Antibody, clone 1F9 ZooMAb® Rabbit Monoclonal**

**All Photos** (13)


Product No.	Clonality	Application	Species Reactivity	Citations	SDS
<b>ZRB1605</b>	1F9, recombinant monoclonal	ICC, IHC, WB, affinity binding assay	human	 	

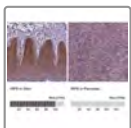


**Anti-IRF5 antibody produced in rabbit**

**Synonym(s):** Anti-interferon regulatory factor 5



**All Photos** (1)

Product No.	Clonality	Application	Species Reactivity	Citations	SDS
<b>HPA046700</b>	polyclonal		human	3	



**Anti-IRF6 antibody produced in rabbit**

**All Photos** (9)

Product No.	Clonality	Application	Species Reactivity	Citations	SDS
<b>HPA076162</b>	polyclonal	IF	human		
<b>HPA063121</b>	polyclonal	IF, IHC	human	1	



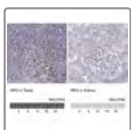
## Anti-IRF8 antibody produced in rabbit

**Synonym(s):** ICSBP, Interferon consensus sequence-binding protein, Interferon regulatory factor 8

All

[Photos](#) (14)

Product No.	Clonality	Application	Species Reactivity	Citations	SDS
<a href="#">HPA002531</a>	polyclonal	IF, IHC	human	4	
<a href="#">HPA002267</a>	polyclonal	IF, IHC	human	3	




## Anti-IRF4 antibody produced in rabbit

**Synonym(s):** Anti-IRF-4 antibody produced in rabbit, Anti-Interferon regulatory factor 4 antibody produced in rabbit, Anti-LSIRF antibody produced in rabbit, Anti-Lymphocyte-specific interferon regulatory factor antibody produced in rabbit, Anti-Multiple myeloma oncogene 1 antibody produced in rabbit, Anti-NF-EM5 antibody produced in rabbit

All

[Photos](#) (14)

Product No.	Clonality	Application	Species Reactivity	Citations	SDS
<a href="#">HPA002698</a>	polyclonal	IHC	human	2	
<a href="#">HPA002038</a>	polyclonal	IHC	human	5	



## Anti-IRF3 antibody produced in rabbit

**Synonym(s):** Anti-IRF-3, Anti-Interferon regulatory factor 3

[All Photos](#) (6)

Product No.	Clonality	Application	Species Reactivity	Citations	SDS
<a href="#">HPA004895</a>	polyclonal	IF, IHC	human	3	




## Anti-IRF-1 Antibody, clone 2L6 ZooMAb<sup>®</sup> Rabbit Monoclonal

All

[Photos](#) (14)



Product No.	Clonality	Application	Species Reactivity	Citations	SDS
<a href="#">ZRB1991</a>	2L6, recombinant monoclonal	FACS, ICC, IHC, WB, affinity	human		

Product No.	Clonality	Application	Species Reactivity	Citations	SDS
		binding assay			



## Anti-IRF-5 Antibody, clone 1L11 ZooMAb<sup>®</sup> Rabbit Monoclonal

[All Photos](#) (12)


Product No.	Clonality	Application	Species Reactivity	Citations	SDS
<b>ZRB2158</b>	1L11, recombinant monoclonal	FACS, ICC, IHC, WB, affinity binding assay	human, mouse		 

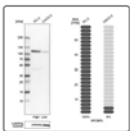


## Anti-IRF2BP2 antibody produced in rabbit

**Synonym(s):** Anti-IRF-2BP2, Anti-interferon regulatory factor 2 binding protein 2

[All Photos](#) (7)



Product No.	Clonality	Application	Species Reactivity	Citations	SDS
<b>HPA027815</b>	polyclonal	IF, IHC	rat, human, mouse		

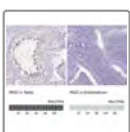


## Anti-IRF2BPL antibody produced in rabbit

**Synonym(s):** Anti-C14orf4, Anti-EAP1, Anti-KIAA1865, Anti-interferon regulatory factor 2 binding protein-like

[All Photos](#) (8)


Product No.	Clonality	Application	Species Reactivity	Citations	SDS
<b>HPA061333</b>	polyclonal	IF	human		
<b>HPA050862</b>	polyclonal	IF, IHC	human	1	

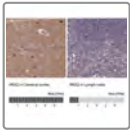


## Anti-IRGC antibody produced in rabbit

**Synonym(s):** Anti-CINEMA, Anti-IRGC1, Anti-ligp5

[All Photos](#) (3)



Product No.	Clonality	Application	Species Reactivity	Citations	SDS
<b>HPA060064</b>	polyclonal	IHC	human		



### Anti-IRGQ antibody produced in rabbit

**Synonym(s):** Anti-Fksg27, Anti-Immunity-related gtpase family, q, Anti-Irgq1

[All Photos](#) (6)



Product No.	Clonality	Application	Species Reactivity	Citations	SDS
<b>HPA050338</b>	polyclonal	IF	human		
<b>HPA043254</b>	polyclonal	IHC	human		




### Anti-Irisin (FNDC5) Antibody, clone 2K10 ZooMAb<sup>®</sup> Rabbit Monoclonal

**Synonym(s):** Fibronectin type III domain-containing protein 5, Fibronectin type III repeat-containing protein 2, Irisin

[All Photos](#) (10)


Product No.	Clonality	Application	Species Reactivity	Citations	SDS
<b>ZRB1015</b>	2K10, recombinant monoclonal monoclonal	ICC, IHC (p), WB, affinity binding assay	human		 

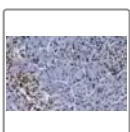


### Anti-ISG15 antibody produced in rabbit

**Synonym(s):** Anti-Interferon-induced 17 kDa protein precursor antibody produced in rabbit



[All Photos](#) (2)

Product No.	Clonality	Application	Species Reactivity	Citations	SDS
<b>HPA004627</b>	polyclonal		human	9	



### Anti-ISL-1 Antibody, clone 1B11 ZooMAb<sup>®</sup> Rabbit Monoclonal

[All Photos](#) (13)


Product No.	Clonality	Application	Species Reactivity	Citations	SDS
<b>ZRB1579</b>	1B11, recombinant monoclonal	ICC, IHC (p), WB, affinity binding assay	human	 	

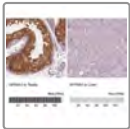


### Anti-ISOC2 antibody produced in rabbit

**Synonym(s):** Anti-Flj23469, Anti-Isochorismatase domain containing 2

[All Photos](#) (5)



Product No.	Clonality	Application	Species Reactivity	Citations	SDS
<b>HPA043142</b>	polyclonal	IF, IHC	human		




### Anti-ISYNA1 antibody produced in rabbit

**Synonym(s):** Anti-INOS, Anti-IPS, Anti-Ino1, Anti-inositol-3-phosphate synthase 1


[All Photos](#) (17)

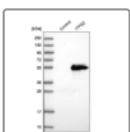
Product No.	Clonality	Application	Species Reactivity	Citations	SDS
<b>HPA008232</b>	polyclonal	IHC	human		
<b>HPA007931</b>	polyclonal	IF, IHC	human		



### Anti-ITCH antibody produced in rabbit

[All Photos](#) (2)


Product No.	Clonality	Application	Species Reactivity	Citations	SDS
<b>HPA049032</b>	polyclonal	IF	human		



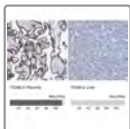
### Anti-ITFG2 antibody produced in rabbit

**Synonym(s):** Anti-Integrin  $\alpha$  FG-GAP repeat containing 2, Anti-MDS028

[All Photos](#) (3)

Product No.	Clonality	Application	Species Reactivity	Citations	SDS
<b>HPA038664</b>	polyclonal	IF, IHC	human		





## Anti-ITGA6 antibody produced in rabbit

**Synonym(s):** Anti-CD49f, Anti-integrin,  $\alpha$  6, Anti-CD49f antigen, Anti-Integrin alpha-6 precursor, Anti-VLA-6

All

[Photos](#) (10)

Product No.	Clonality	Application	Species Reactivity	Citations	SDS
<a href="#">HPA027582</a>	polyclonal	IHC	human	1	
<a href="#">HPA012696</a>	polyclonal	IHC	rat, human	16	



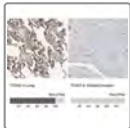
## Anti-ITGA5 antibody produced in rabbit

**Synonym(s):** Anti-CD49e antigen) [Contains: Integrin  $\alpha$ -5 heavy chain; Integrin  $\alpha$ -5 light chain] antibody produced in rabbit, Anti-Fibronectin receptor subunit  $\alpha$  antibody produced in rabbit, Anti-Integrin  $\alpha$ -5 precursor antibody produced in rabbit, Anti-Integrin  $\alpha$ -F antibody produced in rabbit, Anti-VLA-5 antibody produced in rabbit

All

[Photos](#) (7)

Product No.	Clonality	Application	Species Reactivity	Citations	SDS
<a href="#">HPA002642</a>	polyclonal	IHC	human, mouse	7	



## Anti-ITGA3 antibody produced in rabbit

**Synonym(s):** Anti-CD49c, Anti-GAP-B3, Anti-MSK18, Anti-VCA-2, Anti-integrin, alpha 3 (antigen CD49C, alpha 3 subunit of VLA-3 receptor)

All

[Photos](#) (9)

Product No.	Clonality	Application	Species Reactivity	Citations	SDS
<a href="#">HPA008572</a>	polyclonal	IHC	rat, human	16	

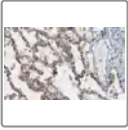


## Anti-ITGA2 antibody produced in rabbit

**Synonym(s):** Anti-CD49B



All [Photos](#) (14)

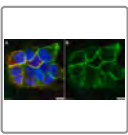
Product No.	Clonality	Application	Species Reactivity	Citations	SDS
<a href="#">HPA060991</a>	polyclonal	IHC	human		
<a href="#">HPA063556</a>	polyclonal	IHC, WB	human	1	



## Anti-ITGA3 Antibody, clone 1D6 ZooMAb<sup>®</sup> Rabbit Monoclonal



[All Photos](#) (14)

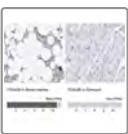
Product No.	Clonality	Application	Species Reactivity	Citations	SDS
<b>ZRB1389</b>	1D6, recombinant monoclonal	ICC, IHC (p), WB, affinity binding assay	mouse, human	 	



## Anti-ITGA3 Antibody, clone P1B5 ZooMAb<sup>®</sup> Mouse Monoclonal





[All Photos](#) (7)

Product No.	Clonality	Application	Species Reactivity	Citations	SDS
<b>ZMS1168</b>	P1B5, recombinant monoclonal	ELISA, FACS, ICC, affinity binding assay	human	 	



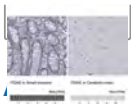
## Anti-ITGA2B antibody produced in rabbit

[All Photos](#) (29)

Product No.	Clonality	Application	Species Reactivity	Citations	SDS
<b>HPA031169</b>	polyclonal	IHC	human	4	
<b>HPA031168</b>	polyclonal	IHC	human	4	
<b>HPA031170</b>	polyclonal	IHC	human	3	
<b>HPA031171</b>	polyclonal	IHC	human	3	





## Anti-ITGA2B antibody produced in rabbit



**Synonym(s):** Anti-Cd103, Anti-Huminae, Anti-Integrin,  $\alpha$  e (antigen cd103, human mucosal lymphocyte antigen 1;  $\alpha$  polypeptide)

### Photos (7)


Product No.	Clonality	Application	Species Reactivity	Citations	SDS
<a href="#">HPA052147</a>	polyclonal	IF, IHC	human		
<a href="#">HPA036313</a>	polyclonal	IHC	human		



### Anti-ITGAX antibody produced in rabbit



**Synonym(s):** Anti-CD11c antigen, Anti-Integrin alpha-X precursor, Anti-Leu M5, Anti-Leukocyte adhesion glycoprotein p150,95 alpha chain, Anti-Leukocyte adhesion receptor p150,95


### All Photos (6)

Product No.	Clonality	Application	Species Reactivity	Citations	SDS
<a href="#">HPA004723</a>	polyclonal	IHC	human	3	

## All Photos (9) **Anti-ITGB1**

**Synonym(s):** CD29, FNRB, GPIIA, MDF2, MSK12

Product No.	Clonality	Application	Species Reactivity	Citations	SDS
<b>HPA069003</b>	polyclonal	IHC	human		
<b>HPA059297</b>	polyclonal	IHC, WB	human		





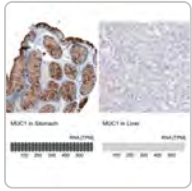
## **Anti-ITGB2 antibody produced in rabbit**

**Synonym(s):** CD18, LFA-1, MAC-1, MFI7, Anti-CD18 antigen, Anti-Cell surface adhesion glycoproteins LFA- 1/CR3/p150,95 subunit beta, Anti-Complement receptor C3 subunit beta, Anti-Integrin beta-2 precursor

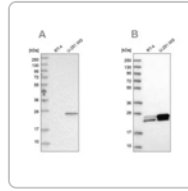
### All

### Photos (15)

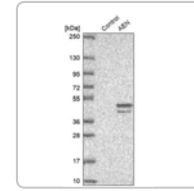
Product No.	Clonality	Application	Species Reactivity	Citations	SDS
<b>HPA008877</b>	polyclonal	IHC	human	4	
<b>HPA016894</b>	polyclonal	IF, IHC	human	3	




Sigma-Aldrich  
**AMAB91533**  
 Monoclonal  
 Anti-MUC1...



Sigma-Aldrich  
**HPA028118**  
 Anti-GUK1



Sigma-Aldrich  
**HPA0485**  
 Anti-AEN  
 antibody.



### Anti-ITGB4 antibody produced in rabbit

**Synonym(s):** Anti-CD104

**All Photos** (11)

Product No.	Clonality	Application	Species Reactivity	Citations	SDS
<b>HPA036349</b>	polyclonal	IHC	human		
<b>HPA036348</b>	polyclonal	IF, IHC	human	2	



### Anti-ITIH4 antibody produced in rabbit

**Synonym(s):** Anti-GP120, Anti-IHRP, Anti-ITI heavy chain H4, Anti-Inter-alpha-inhibitor heavy chain 4, Anti-Inter-alpha-trypsin inhibitor family heavy chain-related protein, Anti-MUSTN1 antibody produced in rabbit, Anti-PK-120, Anti-Plasma kallikrein sensitive glycoprotein 120, Anti-Transmembrane protein 110 antibody produced in rabbit

**All Photos** (8)

Product No.	Clonality	Application	Species Reactivity	Citations	SDS
<b>HPA001835</b>	polyclonal	IHC	human	4	
<b>HPA003948</b>	polyclonal	IF, IHC	human	4	

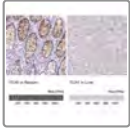


### Anti-ITIH1 Antibody, clone 1K16 ZoomAb® Rabbit Monoclonal

**All Photos** (13)

Product No.	Clonality	Application	Species Reactivity	Citations	SDS
<b>ZRB1737</b>	1K16, recombinant monoclonal	IF, IHC (p), WB,	human		


Product No.	Clonality	Application	Species Reactivity	Citations	SDS
		affinity binding assay			

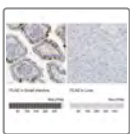


### Anti-ITLN1 antibody produced in rabbit

**Synonym(s):** Anti-FLJ20022, Anti-HL-1, Anti-ITLN, Anti-LFR, Anti-hIntL

[All Photos](#) (4)


Product No.	Clonality	Application	Species Reactivity	Citations	SDS
<a href="#">HPA063275</a>	polyclonal	IHC	human	4	

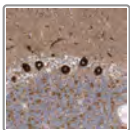


### Anti-ITLN2 antibody produced in rabbit

**Synonym(s):** Anti-Endothelial lectin HL-2 antibody produced in rabbit, Anti-Intelectin-2 precursor antibody produced in rabbit


[All Photos](#) (3)

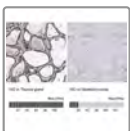
Product No.	Clonality	Application	Species Reactivity	Citations	SDS
<a href="#">HPA006683</a>	polyclonal	IHC	human	2	



### Anti-ITM2B antibody produced in rabbit

[All Photos](#) (5)


Product No.	Clonality	Application	Species Reactivity	Citations	SDS
<a href="#">HPA029292</a>	polyclonal	IF, IHC	human	4	



### Anti-IVD antibody produced in rabbit

**Synonym(s):** Anti-ACAD2, Anti-isovaleryl-CoA dehydrogenase


[All Photos](#) (5)

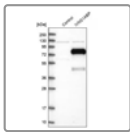
Product No.	Clonality	Application	Species Reactivity	Citations	SDS
<a href="#">HPA041391</a>	polyclonal	IF, IHC	human		



### Anti-IVL antibody produced in rabbit

## All Photos (6)


Product No.	Clonality	Application	Species Reactivity	Citations	SDS
<a href="#">HPA055211</a>	polyclonal	IF, IHC	human	3	

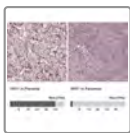


### Anti-IVNS1ABP antibody produced in rabbit

**Synonym(s):** Anti-influenza virus NS1A binding protein antibody produced in rabbit


## All Photos (4)

Product No.	Clonality	Application	Species Reactivity	Citations	SDS
<a href="#">HPA003405</a>	polyclonal	IF, IHC	human	3	



### Anti-IWS1 antibody produced in rabbit

## All Photos (4)


Product No.	Clonality	Application	Species Reactivity	Citations	SDS
<a href="#">HPA061866</a>	polyclonal	IF, IHC	human		

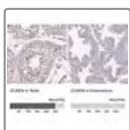


### Anti-IYD antibody produced in rabbit

**Synonym(s):** Anti-C6orf71, Anti-DEHAL1, Anti-dJ422F24.1

## All Photos (4)


Product No.	Clonality	Application	Species Reactivity	Citations	SDS
<a href="#">HPA059627</a>	polyclonal	IF, IHC	human	1	

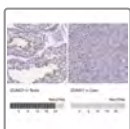


### Anti-IZUMO4 antibody produced in rabbit

**Synonym(s):** Anti-C19orf36, Anti-IZUMO family member 4


## All Photos (3)

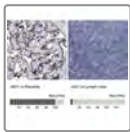
Product No.	Clonality	Application	Species Reactivity	Citations	SDS
<a href="#">HPA048496</a>	polyclonal	IHC	human		



### Anti-IZUMO1 antibody produced in rabbit

## All Photos (6)


Product No.	Clonality	Application	Species Reactivity	Citations	SDS
<a href="#">HPA038104</a>	polyclonal	IHC	human	3	

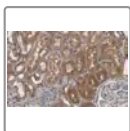


### Anti-JAG1 antibody produced in rabbit

**Synonym(s):** Anti-CD339 antigen, Anti-Jagged1, Anti-Protein jagged-1, Anti-hJ1



## All Photos (5)

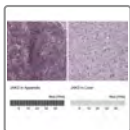
Product No.	Clonality	Application	Species Reactivity	Citations	SDS
<a href="#">HPA021555</a>	polyclonal	IHC	human	5	



### Anti-Jagged1 Antibody, clone 1C23 ZooMAb<sup>®</sup> Rabbit Monoclonal


## All Photos (12)

Product No.	Clonality	Application	Species Reactivity	Citations	SDS
<a href="#">ZRB1724</a>	1C23, recombinant monoclonal	FACS, ICC, IHC (p), WB, affinity binding assay	human		 



### Anti-JAK3 antibody produced in rabbit

## All Photos (3)



Product No.	Clonality	Application	Species Reactivity	Citations	SDS
<a href="#">HPA070314</a>	polyclonal	IHC	human		




### Anti-JAK1 Antibody, clone 1I13 ZooMAb<sup>®</sup> Rabbit Monoclonal

## All Photos (11)





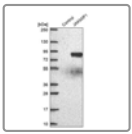
Product No.	Clonality	Application	Species Reactivity	Citations	SDS
<b>ZRB1915</b>	1I13, recombinant monoclonal	ICC, IHC, WB, affinity binding assay	human, rat, monkey	 	



### Anti-JAK2 Antibody, clone 1L13 ZooMAb® Rabbit Monoclonal

**All Photos** (8)


Product No.	Clonality	Application	Species Reactivity	Citations	SDS
<b>ZRB1577</b>	1L13, recombinant monoclonal	IHC (p), WB, affinity binding assay	human	 	



### Anti-JAKMIP1 antibody produced in rabbit

**Synonym(s):** Anti-FLJ31564, Anti-Gababrbp, Anti-JAMIP1, Anti-MARLIN1, Anti-janus kinase and microtubule interacting protein 1



**All Photos** (2)

Product No.	Clonality	Application	Species Reactivity	Citations	SDS
<b>HPA044570</b>	polyclonal	IHC, WB	human		



### Anti-JAM-A Antibody, clone 2E9 ZooMAb® Rabbit Monoclonal

**All Photos** (8)


Product No.	Clonality	Application	Species Reactivity	Citations	SDS
<b>ZRB2125</b>	2E9, recombinant monoclonal	IHC, WB, affinity binding assay	human	 	

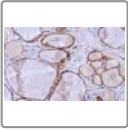


### Anti-JCHAIN antibody produced in rabbit

**Synonym(s):** Anti-IGCJ, Anti-IGJ, Anti-JCH



## All Photos (3)

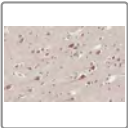
Product No.	Clonality	Application	Species Reactivity	Citations	SDS
<a href="#">HPA044132</a>	polyclonal	IHC	human	1	



### Anti-JNK1 Antibody, clone 1C18 ZooMAb<sup>®</sup> Rabbit Monoclonal



## All Photos (11)

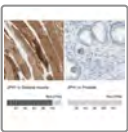
Product No.	Clonality	Application	Species Reactivity	Citations	SDS
<a href="#">ZRB1839</a>	1C18, recombinant monoclonal	ICC, IHC (p), WB, affinity binding assay			 



### Anti-JNK2 Antibody, clone 1F16 ZooMAb<sup>®</sup> Rabbit Monoclonal

## All Photos (10)



Product No.	Clonality	Application	Species Reactivity	Citations	SDS
<a href="#">ZRB1853</a>	1F16, recombinant monoclonal	ICC, IHC (p), WB	mouse, human		 



### Anti-JPH1 antibody produced in rabbit

**Synonym(s):** Anti-JP-1 antibody produced in rabbit, Anti-Junctophilin type 1 antibody produced in rabbit, Anti-Junctophilin-1 antibody produced in rabbit

## All Photos (9)



Product No.	Clonality	Application	Species Reactivity	Citations	SDS
<a href="#">HPA009413</a>	polyclonal	IF, IHC	human	5	
<a href="#">HPA008996</a>	polyclonal	IF, IHC	human	3	

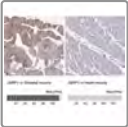


### Anti-JPH2 Antibody, clone 1014 ZooMAb<sup>®</sup> Rabbit Monoclonal



**Photos** (14)


Product No.	Clonality	Application	Species Reactivity	Citations	SDS
<b>ZRB1462</b>	1O14, recombinant monoclonal	ICC, IHC (p), WB, affinity binding assay	human, rat		 




### **Anti-JSRP1 antibody produced in rabbit**

**Synonym(s):** Anti-Fij32416, Anti-Jp-45, Anti-Junctional sarcoplasmic reticulum protein 1

**All Photos** (5)


Product No.	Clonality	Application	Species Reactivity	Citations	SDS
<b>HPA044741</b>	polyclonal	IF, IHC	human		

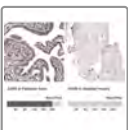


### **Anti-JTB antibody produced in rabbit**

**Synonym(s):** Anti-Jumping translocation breakpoint protein antibody produced in rabbit, Anti-PAR protein antibody produced in rabbit, Anti-Prostate androgen-regulated protein antibody produced in rabbit, Anti-Protein JTB precursor antibody produced in rabbit

**All Photos** (3)


Product No.	Clonality	Application	Species Reactivity	Citations	SDS
<b>HPA006514</b>	polyclonal	IF, IHC	human	2	



### **Anti-JUNB antibody produced in rabbit**




**Synonym(s):** Anti-Transcription factor jun-B

**All Photos** (7)

Product No.	Clonality	Application	Species Reactivity	Citations	SDS
<b>HPA019149</b>	polyclonal	IF, IHC	human	6	

**All**  
**Photos** (6)



**Anti-JunB Antibody, clone 119-H1 ZooMAb® Rabbit Monoclonal**

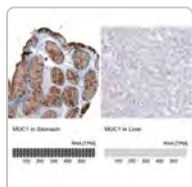
Product No.	Clonality	Application	Species Reactivity	Citations	SDS
<b>ZRB2707</b>	recombinant monoclonal	ICC, IHC, WB, affinity binding assay	human, mouse	  	



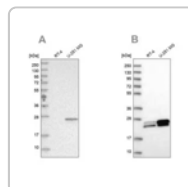
**Anti-K<sup>+</sup>/Cl<sup>-</sup> Cotransporter-2 Antibody, clone 5E13 ZooMAb® Rabbit Monoclonal**

**All**  
**Photos** (14)

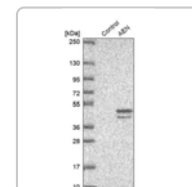
Product No.	Clonality	Application	Species Reactivity	Citations	SDS
<b>ZRB1273</b>	5E13, recombinant monoclonal	ICC, IF, IHC (p), WB, affinity binding	human, rat	 	




**Sigma-Aldrich**  
**AMAB91533**  
**Monoclonal**  
**Anti-MUC1...**



**Sigma-Aldrich**  
**HPA028118**  
**Anti-GUK1**



**Sigma-Aldric**  
**HPA0485**  
**Anti-AEN**  
**antibody.**



## Anti-KANK3 antibody produced in rabbit

**Synonym(s):** Anti-ANKRD47, Anti-FLJ46061, Anti-KN motif and ankyrin repeat domains 3

[All Photos](#) (6)

Product No.	Clonality	Application	Species Reactivity	Citations	SDS
<a href="#">HPA051153</a>	polyclonal	IF, IHC	human	1	



## Anti-KANSL1 Antibody, clone 1H9 ZooMAb<sup>®</sup> Rabbit Monoclonal

**Synonym(s):** Anti-Met Antibody, clone 2G19 ZooMAb<sup>®</sup> Rabbit Monoclonal

[All Photos](#) (7)

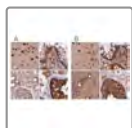
Product No.	Clonality	Application	Species Reactivity	Citations	SDS
<a href="#">ZRB2265</a>	1H9, recombinant monoclonal	ICC, IHC, WB, affinity binding assay	human, rat		



## Anti-KANSL2 Antibody, clone 3L12 ZooMAb<sup>®</sup> Rabbit Monoclonal

[All Photos](#) (6)

Product No.	Clonality	Application	Species Reactivity	Citations	SDS
<a href="#">ZRB2432</a>	recombinant monoclonal	ICC, IHC, WB, affinity binding assay	mouse, human		



## Anti-KARS antibody produced in rabbit

[All Photos](#) (15)


Product No.	Clonality	Application	Species Reactivity	Citations	SDS
<a href="#">HPA041550</a>	polyclonal	IHC	human, mouse, rat		
<a href="#">HPA041345</a>	polyclonal	IF, IHC	rat, mouse, human		



## Anti-KAT5 antibody produced in rabbit

[All Photos](#) (6)


Product No.	Clonality	Application	Species Reactivity	Citations	SDS
<a href="#">HPA016953</a>	polyclonal	IF, IHC, WB	human	3	



## Anti-KAT6B antibody produced in rabbit

[All Photos](#) (6)

Product No.	Clonality	Application	Species Reactivity	Citations	SDS
<a href="#">HPA006104</a>	polyclonal	IF, IHC, WB	human	4	



## Anti-KATNAL2 antibody produced in rabbit

**Synonym(s):** Anti-DKFZP667C165, Anti-MGC33211, Anti-katanin p60 subunit A-like 2

[All Photos](#) (7)



Product No.	Clonality	Application	Species Reactivity	Citations	SDS
<a href="#">HPA042029</a>	polyclonal	IF, IHC	human		



## Anti-KATNB1 antibody produced in rabbit

**Synonym(s):** Anti-Katanin p80 (wd repeat containing) subunit b 1

[All Photos](#) (7)


Product No.	Clonality	Application	Species Reactivity	Citations	SDS
<a href="#">HPA041839</a>	polyclonal	IHC	human		
<a href="#">HPA041165</a>	polyclonal	IF, IHC	human	1	

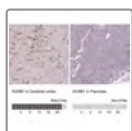


### Anti-KCMF1 antibody produced in rabbit

**Synonym(s):** Anti-DEBT91, Anti-DKFZP434L1021, Anti-PCMF, Anti-ZZZ1, Anti-potassium channel modulatory factor 1

[All Photos](#) (7)


Product No.	Clonality	Application	Species Reactivity	Citations	SDS
<a href="#">HPA030384</a>	polyclonal	IF, IHC	human		

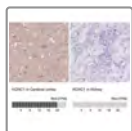


### Anti-KCNB1 antibody produced in rabbit

**Synonym(s):** Anti-Kv2.1

[All Photos](#) (3)


Product No.	Clonality	Application	Species Reactivity	Citations	SDS
<a href="#">HPA042434</a>	polyclonal	IHC	human		

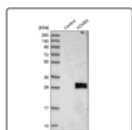


### Anti-KCNC1 antibody produced in rabbit

**Synonym(s):** Anti-Kv3.1, Anti-potassium voltage-gated channel, Shaw-related subfamily, member 1

[All Photos](#) (6)


Product No.	Clonality	Application	Species Reactivity	Citations	SDS
<a href="#">HPA047634</a>	polyclonal	IF, IHC	human		




### Anti-KCNE4 antibody produced in rabbit

**Synonym(s):** Anti-MinK-related peptide 3 antibody produced in rabbit, Anti-Minimum potassium ion channel-related peptide 3 antibody produced in rabbit, Anti-Potassium channel subunit  $\beta$  MiRP3 antibody produced in rabbit, Anti-Potassium voltage-gated channel subfamily E member 4 antibody produced in rabbit

[All Photos](#) (3)

Product No.	Clonality	Application	Species Reactivity	Citations	SDS
<a href="#">HPA011420</a>	polyclonal	IF, IHC, WB	human	4	

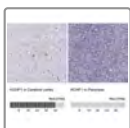


## Anti-KCNE2 antibody produced in rabbit

**Synonym(s):** Anti-LQT6, Anti-MiRP1

[All Photos](#) (12)

Product No.	Clonality	Application	Species Reactivity	Citations	SDS
<a href="#">HPA029706</a>	polyclonal	IHC	human		
<a href="#">HPA051553</a>	polyclonal	IHC	human		

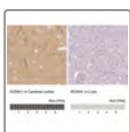


## Anti-KCNF1

**Synonym(s):** IK8, KCNF, Kv5.1, KH1

[All Photos](#) (3)

Product No.	Clonality	Application	Species Reactivity	Citations	SDS
<a href="#">HPA062278</a>	polyclonal	IHC	human		

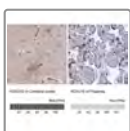


## Anti-KCNH1 antibody produced in rabbit

**Synonym(s):** Anti-Ether-a-go-go potassium channel 1, Anti-Potassium voltage-gated channel subfamily H member 1, Anti-Voltage-gated potassium channel subunit Kv10.1, Anti-h-eag, Anti-hEAG1

[All Photos](#) (8)

Product No.	Clonality	Application	Species Reactivity	Citations	SDS
<a href="#">HPA076421</a>	polyclonal	IF, IHC	human		
<a href="#">HPA019445</a>	polyclonal	IHC	human	9	



## Anti-KCNJ10

**Synonym(s):** Kir1.2, Kir4.1

[All Photos](#) (3)


Product No.	Clonality	Application	Species Reactivity	Citations	SDS
<a href="#">HPA078302</a>	polyclonal	IHC	human		

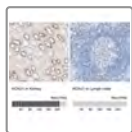


## Anti-KCNJ5 antibody produced in rabbit



## All Photos (6)


Product No.	Clonality	Application	Species Reactivity	Citations	SDS
<a href="#">HPA017353</a>	polyclonal	IHC	human	6	



### Anti-KCNJ1 antibody produced in rabbit

**Synonym(s):** Anti-Kir1.1, Anti-ROMK1, Anti-potassium inwardly-rectifying channel, subfamily J, member 1


## All Photos (3)

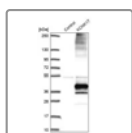
Product No.	Clonality	Application	Species Reactivity	Citations	SDS
<a href="#">HPA026962</a>	polyclonal	IHC	human	1	



### Anti-KCNJ9 antibody produced in rabbit

## All Photos (3)


Product No.	Clonality	Application	Species Reactivity	Citations	SDS
<a href="#">HPA070478</a>	polyclonal	IHC	human		

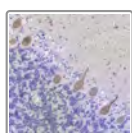


### Anti-KCNK17 antibody produced in rabbit

**Synonym(s):** Anti-K2p17.1, Anti-Potassium Channel, Subfamily K, Member 17, Anti-TALK-2, Anti-TALK2, Anti-TASK-4, Anti-TASK4

## All Photos (2)


Product No.	Clonality	Application	Species Reactivity	Citations	SDS
<a href="#">HPA043892</a>	polyclonal	IHC	human		

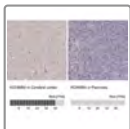


### Anti-KCNK18 antibody produced in rabbit

**Synonym(s):** Anti-K2p18.1, Anti-Potassium channel, subfamily k, member 18, Anti-Tresk, Anti-Tresk-2, Anti-Tresk2, Anti-Trik

## All Photos (2)

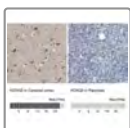
Product No.	Clonality	Application	Species Reactivity	Citations	SDS
<a href="#">HPA044739</a>	polyclonal	IHC, WB	human		



## Anti-KCNMB4 antibody produced in rabbit

[All Photos](#) (4)

Product No.	Clonality	Application	Species Reactivity	Citations	SDS
<a href="#">HPA072287</a>	polyclonal	IF, IHC	human		



## Anti-KCNQ5 antibody produced in rabbit

**Synonym(s):** Anti-KQT-like 5, Anti-Potassium channel subunit alpha KvLQT5, Anti-Potassium voltage-gated channel subfamily KQT member 5, Anti-Voltage-gated potassium channel subunit Kv75

[All Photos](#) (4)

Product No.	Clonality	Application	Species Reactivity	Citations	SDS
<a href="#">HPA016655</a>	polyclonal	IF, IHC	human	3	

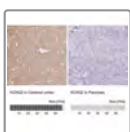


## Anti-KCNQ1 antibody produced in rabbit

**Synonym(s):** Anti-JLNS1, Anti-KCNA8, Anti-KCNA9, Anti-KVLQT1, Anti-Kv7.1, Anti-LQT1

[All Photos](#) (3)

Product No.	Clonality	Application	Species Reactivity	Citations	SDS
<a href="#">HPA048553</a>	polyclonal	IHC	human	1	



## Anti-KCNQ2 antibody produced in rabbit

**Synonym(s):** Anti-BFNC, Anti-EBN, Anti-EBN1, Anti-ENB1, Anti-HNSPC, Anti-KCNA11, Anti-Kv7.2



[All Photos](#) (4)

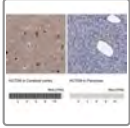
Product No.	Clonality	Application	Species Reactivity	Citations	SDS
<a href="#">HPA057112</a>	polyclonal	IF, IHC	human		



## Anti-KCNQ2 Antibody, clone 2G18 ZooMAb<sup>®</sup> Rabbit Monoclonal

[All Photos](#) (11)


Product No.	Clonality	Application	Species Reactivity	Citations	SDS
<b>ZRB1299</b>	2G18, recombinant monoclonal	ICC, IHC (p), WB, affinity binding assay	mouse, rat, human		 

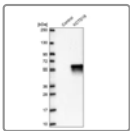


### Anti-KCTD8 antibody produced in rabbit

**Synonym(s):** Anti-potassium channel tetramerisation domain containing 8

[All Photos](#) (4)



Product No.	Clonality	Application	Species Reactivity	Citations	SDS
<b>HPA031562</b>	polyclonal	IF, IHC	human	2	



### Anti-KCTD16 antibody produced in rabbit


**Synonym(s):** Anti-KIAA1317, Anti-potassium channel tetramerisation domain containing 16

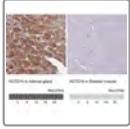
[All Photos](#) (5)

Product No.	Clonality	Application	Species Reactivity	Citations	SDS
<b>HPA044590</b>	polyclonal	IHC	human		
<b>HPA050154</b>	polyclonal	IF, IHC	human		

## All Photos (2) **Anti-KCTD4 antibody produced in rabbit**

**Synonym(s):** Anti-Potassium channel tetramerisation domain containing 4, Anti-bA321C24.3



Product No.	Clonality	Application	Species Reactivity	Citations	SDS
<b>HPA040734</b>	polyclonal	IHC	human		

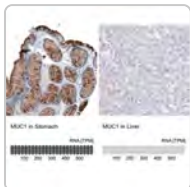


## **Anti-KCTD14 antibody produced in rabbit**

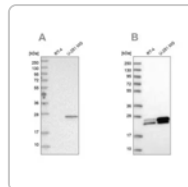
**Synonym(s):** Anti-MGC2376, Anti-Potassium Channel Tetramerisation Domain Containing 14

## All Photos (7)

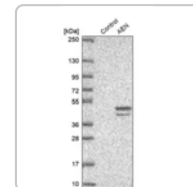
Product No.	Clonality	Application	Species Reactivity	Citations	SDS
<b>HPA042181</b>	polyclonal	IHC	human		
<b>HPA041118</b>	polyclonal	IHC	human		



Sigma-Aldrich  
**AMAB91533**  
Monoclonal  
Anti-MUC1...



Sigma-Aldrich  
**HPA028118**  
Anti-GUK1




Sigma-Aldric  
**HPA0485**  
Anti-AEN  
antibody.

[View Price and Availability](#)

[View Price and Availability](#)

[View Price and Availat](#)



## Anti-KCTD6 antibody produced in rabbit

**Synonym(s):** Anti-MGC27385, Anti-Potassium channel tetramerisation domain containing 6, Anti-KCASH3

[All](#)

[Photos \(5\)](#)

Product No.	Clonality	Application	Species Reactivity	Citations	SDS
<a href="#">HPA036100</a>	polyclonal	IHC	human		
<a href="#">HPA036101</a>	polyclonal	IF, IHC	human		



## Anti-KCTD13 antibody produced in rabbit

**Synonym(s):** Anti-FKSG86, Anti-PDIP1, Anti-POLDIP1, Anti-potassium channel tetramerisation domain containing 13

[All](#)

[Photos \(8\)](#)

Product No.	Clonality	Application	Species Reactivity	Citations	SDS
<a href="#">HPA043524</a>	polyclonal	IF, IHC	human	3	

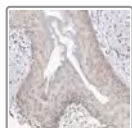


## Anti-KDELC2 antibody produced in rabbit

**Synonym(s):** Anti-KDEL (Lys-Asp-Glu-Leu) containing 2, Anti-MGC33424

[All Photos \(5\)](#)

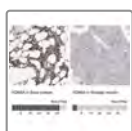
Product No.	Clonality	Application	Species Reactivity	Citations	SDS
<a href="#">HPA039315</a>	polyclonal	IHC	human		
<a href="#">HPA039817</a>	polyclonal	IF, IHC	human		



## Anti-KDF1 antibody produced in rabbit

[All Photos \(5\)](#)

Product No.	Clonality	Application	Species Reactivity	Citations	SDS
<a href="#">HPA028639</a>	polyclonal	IHC, WB	human	2	





## ANTI-KDM6A antibody produced in rabbit

**All**

**Photos** (7)

**Synonym(s):** Anti-UTX, Anti-Ubiquitously transcribed TPR protein on the X chromosome, Anti-Ubiquitously transcribed X chromosome tetratricopeptide repeat protein

Product No.	Clonality	Application	Species Reactivity	Citations	SDS
<b>HPA002111</b>	polyclonal	IHC	human	5	




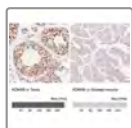
### Anti-KDM3B antibody produced in rabbit

**Synonym(s):** Anti-JMJD1B antibody produced in rabbit, Anti-JmjC domain-containing histone demethylation protein 2B, Anti-Jumonji domain-containing protein 1B, Anti-Nuclear protein 5qNCA

**All**


**Photos** (4)

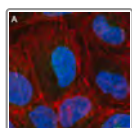
Product No.	Clonality	Application	Species Reactivity	Citations	SDS
<b>HPA016610</b>	polyclonal	IF, IHC	mouse, rat, human	1	



### Anti-KDM5B antibody produced in rabbit

**All Photos** (6)



Product No.	Clonality	Application	Species Reactivity	Citations	SDS
<b>HPA027179</b>	polyclonal	IHC	human	12	

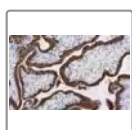


### Anti-KEAP1 Antibody, clone 3B9 ZooMAb<sup>®</sup> Rabbit Monoclonal

**All**

**Photos** (10)



Product No.	Clonality	Application	Species Reactivity	Citations	SDS
<b>ZRB1957</b>	3B9, recombinant monoclonal	ELISA, ICC, WB, affinity binding assay	human, rat, mouse		 

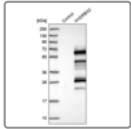


### Anti-Keratin 7 Antibody, clone 304 ZooMAb<sup>®</sup> Rabbit Monoclonal

**All**

**Photos** (12)


Product No.	Clonality	Application	Species Reactivity	Citations	SDS
<b>ZRB1769</b>	3O4, recombinant monoclonal	FACS, ICC, IHC (p), WB, affinity binding assay	human	 	



### Anti-KHDRBS2 antibody produced in rabbit

**Synonym(s):** Anti-KH domain containing, RNA binding, signal transduction associated 2, Anti-MGC26664, Anti-SLM-1

**All  
Photos** (2)



Product No.	Clonality	Application	Species Reactivity	Citations	SDS
<b>HPA029392</b>	polyclonal	IHC	human		



### Anti-KHDRBS1 antibody produced in rabbit

**Synonym(s):** Anti-FLJ34027, Anti-Sam68, Anti-p62

**All Photos** (10)



Product No.	Clonality	Application	Species Reactivity	Citations	SDS
<b>HPA056813</b>	polyclonal	IF, IHC	human		
<b>HPA051280</b>	polyclonal	IF, IHC, WB	human		



### Anti-KHDRBS3 antibody produced in rabbit

**Synonym(s):** Anti-KH domain-containing, RNA-binding, signal transduction-associated protein 3 antibody produced in rabbit, Anti-RNA-binding protein T-Star antibody produced in rabbit, Anti-SLM-2 antibody produced in rabbit, Anti-Sam68-like mammalian protein 2 antibody produced in rabbit, Anti-Sam68-like phosphotyrosine protein antibody produced in rabbit

**All  
Photos** (7)


Product No.	Clonality	Application	Species Reactivity	Citations	SDS
<b>HPA000275</b>	polyclonal	IHC	human	1	
<b>HPA000981</b>	polyclonal	IF	human		



### Anti-KHK antibody produced in rabbit

**Synonym(s):** Anti-Hepatic fructokinase antibody produced in rabbit, Anti-Ketohexokinase antibody produced in rabbit

**All  
Photos** (7)


Product No.	Clonality	Application	Species Reactivity	Citations	SDS
<b>HPA007040</b>	polyclonal	IHC	human, mouse, rat	18	

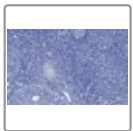


**Anti-KHSRP antibody produced in rabbit**

**Synonym(s):** Anti-FBP2, Anti-FLAP-1, Anti-FLIIP1, Anti-FUBP2, Anti-GCF-2, Anti-HUFI-1, Anti-KH-type splicing regulatory protein, Anti-KSRP, Anti-TRIP



**All  
Photos** (7)

Product No.	Clonality	Application	Species Reactivity	Citations	SDS
<b>HPA034739</b>	polyclonal	IF, IHC	mouse, rat, human	3	



**Anti-Ki67 Antibody, clone 1O15, ZooMAb® Rabbit Monoclonal**



**All  
Photos** (19)


Product No.	Clonality	Application	Species Reactivity	Citations	SDS
<b>ZRB1007</b>	1O15, recombinant monoclonal monoclonal	ICC, IHC (p), WB	human	4	 



**Anti-Ki-67 Antibody, clone Ki-S5 ZooMAb® Mouse Monoclonal**

**All  
Photos** (19)


Product No.	Clonality	Application	Species Reactivity	Citations	SDS
<b>ZMS1135</b>	Ki-S5, recombinant monoclonal	FACS, ICC, IHC	human		 



**Anti-KIAA1462 antibody produced in rabbit**

**All Photos** (7)





Product No.	Clonality	Application	Species Reactivity	Citations	SDS
<b>HPA017956</b>	polyclonal	IF, IHC	human	5	

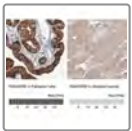


### Anti-KIAA0753 antibody produced in rabbit

**Synonym(s):** Anti-Uncharacterized protein KIAA0753

[All Photos](#) (14)


Product No.	Clonality	Application	Species Reactivity	Citations	SDS
<b>HPA023494</b>	polyclonal	IF, IHC, WB	human	5	
<b>HPA023057</b>	polyclonal	IF, IHC	human	2	

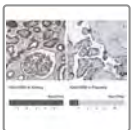


### Anti-KIAA0556 antibody produced in rabbit

**Synonym(s):** Anti-C10orf83, Anti-FLJ25925, Anti-KIAA0556, Anti-bA548K23.4

[All Photos](#) (4)


Product No.	Clonality	Application	Species Reactivity	Citations	SDS
<b>HPA035090</b>	polyclonal	IF, IHC	human		

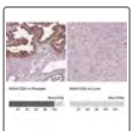


### Anti-KIAA1958 antibody produced in rabbit

**Synonym(s):** Anti-Uncharacterized protein KIAA1958

[All Photos](#) (4)



Product No.	Clonality	Application	Species Reactivity	Citations	SDS
<b>HPA020625</b>	polyclonal	IF, IHC	human	2	



### Anti-KIAA1324 antibody produced in rabbit

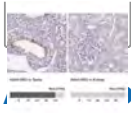
**Synonym(s):** Anti-Eig121, Anti-Kiaa1324, Anti-Maba1

[All Photos](#) (15)

Product No.	Clonality	Application	Species Reactivity	Citations	SDS
<b>HPA029869</b>	polyclonal	IHC	human	1	
<b>HPA070749</b>	polyclonal	IF, IHC	human		





### Anti-KIAA1683 antibody produced in rabbit



**Synonym(s):** Anti-Kiaa1683

[Photos](#) (3)



Product No.	Clonality	Application	Species Reactivity	Citations	SDS
<b>HPA042409</b>	polyclonal	IHC	human	1	

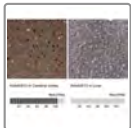


### Anti-KIAA1143 antibody produced in rabbit

**Synonym(s):** Anti-Kiaa1143

[All Photos](#) (5)



Product No.	Clonality	Application	Species Reactivity	Citations	SDS
<b>HPA061799</b>	polyclonal	IF	human		
<b>HPA045018</b>	polyclonal	IHC	human		



### Anti-KIAA0513 antibody produced in rabbit

**Synonym(s):** Anti-Uncharacterized protein KIAA0513


[All Photos](#) (8)

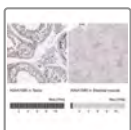
Product No.	Clonality	Application	Species Reactivity	Citations	SDS
<b>HPA014431</b>	polyclonal	IHC	human	1	
<b>HPA012866</b>	polyclonal	IHC	human	1	



### Anti-KIAA0319 antibody produced in rabbit

[All Photos](#) (3)


Product No.	Clonality	Application	Species Reactivity	Citations	SDS
<b>HPA015607</b>	polyclonal	IHC	human	4	

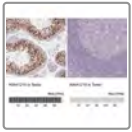


### Anti-KIAA1586 antibody produced in rabbit

**Synonym(s):** Anti-KIAA1586

[All Photos](#) (5)



Product No.	Clonality	Application	Species Reactivity	Citations	SDS
<b>HPA036370</b>	polyclonal	IF, IHC	human		




### Anti-KIAA1210 antibody produced in rabbit

**Synonym(s):** Anti-AL772284.5, Anti-K1210, Anti-Uncharacterized protein KIAA1210


[All Photos](#) (6)

Product No.	Clonality	Application	Species Reactivity	Citations	SDS
<b>HPA000551</b>	polyclonal	IHC	human		
<b>HPA048322</b>	polyclonal	IHC	human	1	




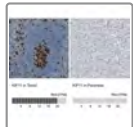
### Anti-KIAA1522 antibody produced in rabbit

[All Photos](#) (3)

Product No.	Clonality	Application	Species Reactivity	Citations	SDS
<b>HPA032051</b>	polyclonal	IF, IHC, WB	human		

## All Photos (3) **Anti-KIAA2012 antibody produced in rabbit**



Product No.	Clonality	Application	Species Reactivity	Citations	SDS
<b>HPA077834</b>	polyclonal	IF, IHC	human		

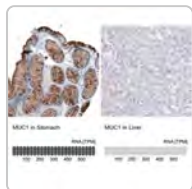


### **Anti-KIF11 antibody produced in rabbit**

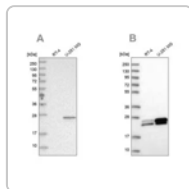
**Synonym(s):** Eg5, HKSP, KNSL1, TRIP5, Anti-Kinesin-like protein 1, Anti-Kinesin-like protein KIF11, Anti-Kinesin-like spindle protein HKSP, Anti-Kinesin-related motor protein Eg5, Anti-TRIP-5, Anti-Thyroid receptor-interacting protein 5

## All Photos (9)

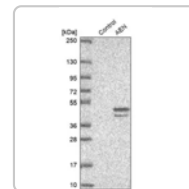
Product No.	Clonality	Application	Species Reactivity	Citations	SDS
<b>HPA006916</b>	polyclonal	IHC	human	1	
<b>HPA010568</b>	polyclonal	IHC	rat, human, mouse	10	




Sigma-Aldrich  
**AMAB91533**  
Monoclonal  
Anti-MUC1...



Sigma-Aldrich  
**HPA028118**  
Anti-GUK1



Sigma-Aldric  
**HPA0485**  
Anti-AEN  
antibody.

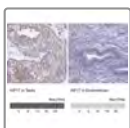


## Anti-KIF25 antibody produced in rabbit

**Synonym(s):** Anti-KNSL3, Anti-Kinesin Family Member 25

[All Photos](#) (2)

Product No.	Clonality	Application	Species Reactivity	Citations	SDS
<a href="#">HPA046153</a>	polyclonal	IHC	human	4	



## Anti-KIF17 antibody produced in rabbit

[All Photos](#) (4)

Product No.	Clonality	Application	Species Reactivity	Citations	SDS
<a href="#">HPA032085</a>	polyclonal	IF, IHC	human		

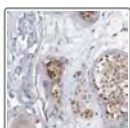


## Anti-KIF9 antibody produced in rabbit

**Synonym(s):** Anti-Kinesin-like protein KIF9

[All Photos](#) (3)

Product No.	Clonality	Application	Species Reactivity	Citations	SDS
<a href="#">HPA022031</a>	polyclonal	IF, IHC	human	2	



## Anti-KIF15 antibody produced in rabbit

**Synonym(s):** Anti-HKLP2, Anti-KNSL7, Anti-Kinesin family member 15, Anti-NY-BR-62

[All Photos](#) (5)


Product No.	Clonality	Application	Species Reactivity	Citations	SDS
<a href="#">HPA035517</a>	polyclonal	IHC	human	3	




## Anti-KIF6 antibody produced in rabbit

**Synonym(s):** Anti-C6orf102, Anti-Dj1043e3.1, Anti-Dj137f1.4, Anti-Dj188d3.1, Anti-Dkfzp451i2418, Anti-Kinesin family member 6, Anti-Mgc33317

[All Photos](#) (3)


Product No.	Clonality	Application	Species Reactivity	Citations	SDS
<a href="#">HPA038811</a>	polyclonal	IHC	human	3	




### Anti-KIF22 antibody produced in rabbit

**Synonym(s):** Anti-Kid, Anti-Kinesin family member 22, Anti-Knsl4, Anti-Obp-1, Anti-Obp-2

[All Photos](#) (2)


Product No.	Clonality	Application	Species Reactivity	Citations	SDS
<a href="#">HPA041076</a>	polyclonal	IHC	human	1	

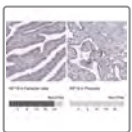


### Anti-KIF12 antibody produced in rabbit

**Synonym(s):** Anti-Kinesin-like protein KIF12


[All Photos](#) (3)


Product No.	Clonality	Application	Species Reactivity	Citations	SDS
<a href="#">HPA020192</a>	polyclonal	IF, IHC	human	2	



### Anti-KIF19 antibody produced in rabbit


[All Photos](#) (3)

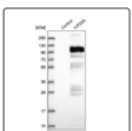
Product No.	Clonality	Application	Species Reactivity	Citations	SDS
<a href="#">HPA073303</a>	polyclonal	IHC	human		



### Anti-KIF18A antibody produced in rabbit

[All Photos](#) (3)


Product No.	Clonality	Application	Species Reactivity	Citations	SDS
<a href="#">HPA039484</a>	polyclonal	IHC	human	5	

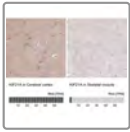


### Anti-KIF20A antibody produced in rabbit

**Synonym(s):** Anti-Kinesin family member 20A, Anti-RAB6KIFL

[All Photos](#) (3)


Product No.	Clonality	Application	Species Reactivity	Citations	SDS
<a href="#">HPA036910</a>	polyclonal	IHC	human	1	

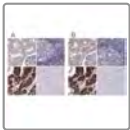


### Anti-KIF21A antibody produced in rabbit

**Synonym(s):** Anti-FEOM1, Anti-FLJ20052

[All Photos](#) (6)


Product No.	Clonality	Application	Species Reactivity	Citations	SDS
<a href="#">HPA058432</a>	polyclonal	IF, IHC	human		



### Anti-KIF13B

**Synonym(s):** GAKIN, KIAA0639

[All Photos](#) (8)


Product No.	Clonality	Application	Species Reactivity	Citations	SDS
<a href="#">HPA049655</a>	polyclonal	IHC	human		



### Anti-KIF13B antibody produced in rabbit

**Synonym(s):** Anti-Kinesin-like protein GAKIN, Anti-Kinesin-like protein KIF13B

[All Photos](#) (9)


Product No.	Clonality	Application	Species Reactivity	Citations	SDS
<a href="#">HPA025023</a>	polyclonal	IHC	human	4	




### Anti-KIF18B antibody produced in rabbit

**Synonym(s):** Anti-Kinesin-like protein KIF18B

[All Photos](#) (6)


Product No.	Clonality	Application	Species Reactivity	Citations	SDS
<a href="#">HPA024205</a>	polyclonal	IF, IHC	human	1	



### Anti-KIF2B antibody produced in rabbit

**Synonym(s):** Anti-AS, Anti-kinesin family member 2B



[All Photos](#) (2)

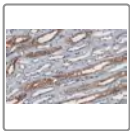
Product No.	Clonality	Application	Species Reactivity	Citations	SDS
<b>HPA023103</b>	polyclonal	IHC	human	2	



### Anti-KIF5B antibody produced in rabbit



[All Photos](#) (6)

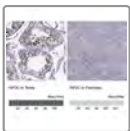
Product No.	Clonality	Application	Species Reactivity	Citations	SDS
<b>HPA037590</b>	polyclonal	IF, IHC, WB	human		
<b>HPA037589</b>	polyclonal	IF, IHC	human		



### Anti-KIF5B Antibody, clone 2F23 ZooMAb<sup>®</sup> Rabbit Monoclonal


[All Photos](#) (14)

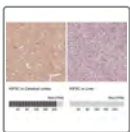
Product No.	Clonality	Application	Species Reactivity	Citations	SDS
<b>ZRB2127</b>	2F23, recombinant monoclonal	ICC, IHC, WB, affinity binding assay	mouse, human		 



### Anti-KIF2C antibody produced in rabbit

[All Photos](#) (4)


Product No.	Clonality	Application	Species Reactivity	Citations	SDS
<b>HPA079172</b>	polyclonal	IF, IHC	human		



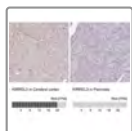
### Anti-KIF5C antibody produced in rabbit

**Synonym(s):** Anti-Kinesin family member 5C

[All Photos](#) (6)

Product No.	Clonality	Application	Species Reactivity	Citations	SDS
<b>HPA035210</b>	polyclonal	IHC	human	1	





### Anti-KIRREL3 antibody produced in rabbit

**Synonym(s):** Anti-KIAA1867, Anti-KIRRE, Anti-NEPH2

[All Photos](#) (3)

Product No.	Clonality	Application	Species Reactivity	Citations	SDS
<a href="#">HPA056320</a>	polyclonal	IHC	human		



### Anti-KISS1 antibody produced in rabbit

[All Photos](#) (6)

Product No.	Clonality	Application	Species Reactivity	Citations	SDS
<a href="#">HPA035542</a>	polyclonal	IF, IHC	human		



### Anti-KLC4 antibody produced in rabbit

**Synonym(s):** Anti-KNSL8, Anti-bA387M24.3, Anti-kinesin light chain 4

[All Photos](#) (17)

Product No.	Clonality	Application	Species Reactivity	Citations	SDS
<a href="#">HPA030168</a>	polyclonal	IHC	human		
<a href="#">HPA030169</a>	polyclonal	IF, IHC	human		



### Anti-KLC2 antibody produced in rabbit

**Synonym(s):** Anti-Flj12387, Anti-Kinesin light chain 2

[All Photos](#) (17)


Product No.	Clonality	Application	Species Reactivity	Citations	SDS
<a href="#">HPA040434</a>	polyclonal	IF, IHC	human		
<a href="#">HPA040416</a>	polyclonal	IF, IHC	rat, mouse, human	1	

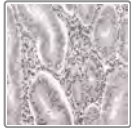


### Anti-KLF4 antibody produced in rabbit

**Synonym(s):** Anti-Epithelial zinc finger protein EZF, Anti-Gut-enriched krueppel-like factor, Anti-Krueppel-like factor 4

## All Photos (8)


Product No.	Clonality	Application	Species Reactivity	Citations	SDS
<a href="#">HPA002926</a>	polyclonal	IF, IHC	human	11	

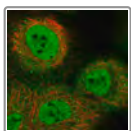


### Anti-KLF7 antibody produced in rabbit

**Synonym(s):** Anti-BACH-1, Anti-Kruppel-like factor 7 (ubiquitous), Anti-UKLF

## All Photos (5)


Product No.	Clonality	Application	Species Reactivity	Citations	SDS
<a href="#">HPA030490</a>	polyclonal	IF, IHC	human	5	

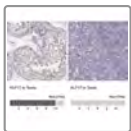


### Anti-KLF9 antibody produced in rabbit

**Synonym(s):** Anti-BTEB1, Anti-Kruppel-like factor 9

## All Photos (2)


Product No.	Clonality	Application	Species Reactivity	Citations	SDS
<a href="#">HPA029308</a>	polyclonal	IF, IHC	human	1	



### Anti-KLF17 antibody produced in rabbit

**Synonym(s):** Anti-Kruppel-like factor 17, Anti-Zinc finger protein 393

## All Photos (6)




Product No.	Clonality	Application	Species Reactivity	Citations	SDS
<a href="#">HPA024629</a>	polyclonal	IHC	human	10	



### Anti-KLF2 Antibody, clone 1C3 ZooMAb<sup>®</sup> Rabbit Monoclonal

**Synonym(s):** Anti-Nephrin Antibody, clone 1D16 ZooMAb<sup>®</sup> Rabbit Monoclonal



## All Photos (9)

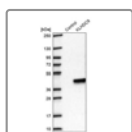
Product No.	Clonality	Application	Species Reactivity	Citations	SDS
<a href="#">ZRB2181</a>	1C3, recombinant monoclonal	FACS, ICC, IHC, WB, affinity	human	  	

<b>Product No.</b>	<b>Clonality</b>	<b>Application</b>	<b>Species Reactivity</b>	<b>Citations</b>	<b>SDS</b>
		binding assay			

**All Photos** (11)

**Anti-KLF5 Antibody, clone 1J12 ZooMAb<sup>®</sup> Rabbit Monoclonal**



Product No.	Clonality	Application	Species Reactivity	Citations	SDS
<b>ZRB1194</b>	1J12, monoclonal recombinant monoclonal	ICC, IHC (p), WB, affinity binding assay	human, mouse	 	

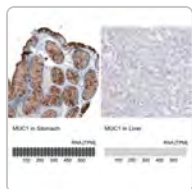


**Anti-KLHDC9 antibody produced in rabbit**

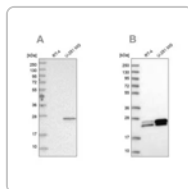
**Synonym(s):** Anti-KARCA1, Anti-kelch domain containing 9

**All Photos** (4)

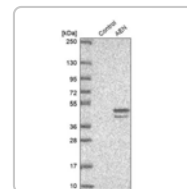
Product No.	Clonality	Application	Species Reactivity	Citations	SDS
<b>HPA032058</b>	polyclonal	IHC	human		
<b>HPA043197</b>	polyclonal	IHC	human		



Sigma-Aldrich  
**AMAB91533**  
Monoclonal  
Anti-MUC1...



Sigma-Aldrich  
**HPA028118**  
Anti-GUK1



Sigma-Aldrich  
**HPA0485**  
Anti-AEN  
antibody.

[View Price and Availability](#)

[View Price and Availability](#)

[View Price and Availat](#)



### Anti-KLHL33 antibody produced in rabbit

[All Photos](#) (3)

Product No.	Clonality	Application	Species Reactivity	Citations	SDS
<b>HPA049985</b>	polyclonal	IF, IHC	human		




### Anti-KLHL41 antibody produced in rabbit

**Synonym(s):** Anti-KBTBD10, Anti-Kel-like protein 23, Anti-Kelch repeat and BTB domain-containing protein 10, Anti-Kelch-related protein 1, Anti-Sarcosin

[All Photos](#) (22)

Product No.	Clonality	Application	Species Reactivity	Citations	SDS
<b>HPA021760</b>	polyclonal	IHC	human	2	
<b>HPA021165</b>	polyclonal	IF, IHC, WB	human	1	
<b>HPA021753</b>	polyclonal	IF, IHC, WB	human	3	



### Anti-KLHL42 antibody produced in rabbit

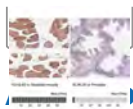
**Synonym(s):** Anti-KLHDC5, Anti-Kelch domain-containing protein 5

[All Photos](#) (2)

Product No.	Clonality	Application	Species Reactivity	Citations	SDS
<b>HPA020979</b>	polyclonal	IHC	human	2	



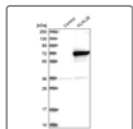
### Anti-KLHL40 antibody produced in rabbit



**Synonym(s):** Anti-KBTBD5, Anti-NEM8, Anti-SRYP

[Photos](#) (3)

Product No.	Clonality	Application	Species Reactivity	Citations	SDS
<a href="#">HPA052201</a>	polyclonal	IHC	human		

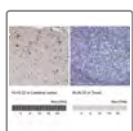


### Anti-KLHL25 antibody produced in rabbit

**Synonym(s):** Anti-ENC-2, Anti-Ectoderm-neural cortex protein 2, Anti-Kelch-like protein 25

[All Photos](#) (3)

Product No.	Clonality	Application	Species Reactivity	Citations	SDS
<a href="#">HPA023450</a>	polyclonal	IF, IHC	human	2	




### Anti-KLHL32 antibody produced in rabbit

**Synonym(s):** Anti-BKLHD5, Anti-KIAA1900, Anti-kelch-like 32 (Drosophila)

[All Photos](#) (3)

Product No.	Clonality	Application	Species Reactivity	Citations	SDS
<a href="#">HPA039150</a>	polyclonal	IHC	human		



### Anti-KLHL11 antibody produced in rabbit

**Synonym(s):** Anti-FLJ10572, Anti-Kelch-like protein 11

[All Photos](#) (4)

Product No.	Clonality	Application	Species Reactivity	Citations	SDS
<a href="#">HPA054269</a>	polyclonal	IHC	human	2	
<a href="#">HPA023021</a>	polyclonal	IHC	human	3	



### Anti-KLHL10 antibody produced in rabbit

[All Photos](#) (3)

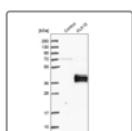
Product No.	Clonality	Application	Species Reactivity	Citations	SDS
<a href="#">HPA067538</a>	polyclonal	IHC	human		



## Anti-KLHL35 antibody produced in rabbit

[All Photos](#) (3)

Product No.	Clonality	Application	Species Reactivity	Citations	SDS
<a href="#">HPA070736</a>	polyclonal	IF, IHC	human		



## Anti-KLK15 antibody produced in rabbit

**Synonym(s):** Anti-ACO protease, Anti-Kallikrein-15

[All Photos](#) (5)

Product No.	Clonality	Application	Species Reactivity	Citations	SDS
<a href="#">HPA019802</a>	polyclonal	IHC	human	4	



## Anti-KLK5 antibody produced in rabbit

**Synonym(s):** Anti-KLK-L2, Anti-Kallikrein-5 precursor, Anti-Kallikrein-like protein 2, Anti-Stratum corneum tryptic enzyme

[All Photos](#) (3)

Product No.	Clonality	Application	Species Reactivity	Citations	SDS
<a href="#">HPA014343</a>	polyclonal	IHC	human	3	



## Anti-KLK4 antibody produced in rabbit

**Synonym(s):** Anti-EMSP, Anti-EMSP1, Anti-KLK-L1, Anti-PRSS17, Anti-PSTS, Anti-kallikrein-related peptidase 4

[All Photos](#) (3)


Product No.	Clonality	Application	Species Reactivity	Citations	SDS
<a href="#">HPA051839</a>	polyclonal	IHC	human		

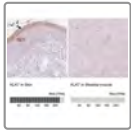


## Anti-KLK8 antibody produced in rabbit

**Synonym(s):** Anti-HNP, Anti-PRSS19, Anti-TADG14, Anti-neuropsin, Anti-ovasin

[All Photos](#) (3)



Product No.	Clonality	Application	Species Reactivity	Citations	SDS
<a href="#">HPA035761</a>	polyclonal	IHC	human		

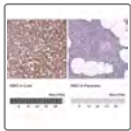


### Anti-KLK7 antibody produced in rabbit

**Synonym(s):** Anti-PRSS6, Anti-SCCE, Anti-Kallikrein-7, Anti-Serine protease 6, Anti-Stratum corneum chymotryptic enzyme, Anti-hK7, Anti-hSCCE

[All Photos](#) (8)


Product No.	Clonality	Application	Species Reactivity	Citations	SDS
<a href="#">HPA062126</a>	polyclonal	IHC	human	1	
<a href="#">HPA018994</a>	polyclonal	IF, IHC (p), WB	human	5	

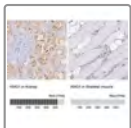


### Anti-KMO antibody produced in rabbit

**Synonym(s):** Anti-kynurenine 3-monooxygenase (kynurenine 3-hydroxylase)



[All Photos](#) (5)

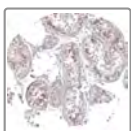
Product No.	Clonality	Application	Species Reactivity	Citations	SDS
<a href="#">HPA031115</a>	polyclonal	IHC	human	1	



### Anti-KNG1 antibody produced in rabbit

[All Photos](#) (15)


Product No.	Clonality	Application	Species Reactivity	Citations	SDS
<a href="#">HPA001616</a>	polyclonal	IHC	human	7	
<a href="#">HPA001645</a>	polyclonal	IHC	human	2	



### Anti-KNSTRN antibody produced in rabbit

**Synonym(s):** Anti-C15orf23, Anti-Chromosome 15 open reading frame 23, Anti-Flj14502

[All Photos](#) (4)

Product No.	Clonality	Application	Species Reactivity	Citations	SDS
<a href="#">HPA042027</a>	polyclonal	IF, IHC	human	2	



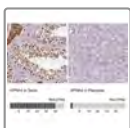


## Anti-KPNA5 antibody produced in rabbit

**Synonym(s):** Anti-IPOA6, Anti-SRP6

[All Photos](#) (4)

Product No.	Clonality	Application	Species Reactivity	Citations	SDS
<a href="#">HPA054037</a>	polyclonal	IF, IHC	human		



## Anti-KPNA4 antibody produced in rabbit

**Synonym(s):** Anti-IPOA3, Anti-MGC12217, Anti-MGC26703, Anti-QIP1, Anti-SRP3, Anti-karyopherin alpha 4 (importin alpha 3)

[All Photos](#) (8)

Product No.	Clonality	Application	Species Reactivity	Citations	SDS
<a href="#">HPA043154</a>	polyclonal	IHC	mouse, human, rat	1	
<a href="#">HPA045500</a>	polyclonal	IF, IHC	human		



## Anti-KPNA1 antibody produced in rabbit

**Synonym(s):** Anti-IPOA5, Anti-NPI-1, Anti-RCH2, Anti-SRP1, Anti-karyopherin alpha 1 (importin alpha 5)

[All Photos](#) (5)

Product No.	Clonality	Application	Species Reactivity	Citations	SDS
<a href="#">HPA053627</a>	polyclonal	IF, IHC	human		



## Anti-KPNA2 antibody produced in rabbit

**Synonym(s):** Anti-IPOA1, Anti-QIP2, Anti-RCH1, Anti-SRP1alpha

[All Photos](#) (7)


Product No.	Clonality	Application	Species Reactivity	Citations	SDS
<a href="#">HPA041270</a>	polyclonal	IF, IHC	human	1	

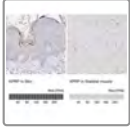


## Anti-KPNB1 antibody produced in rabbit

**Synonym(s):** Anti-IMB1, Anti-IPO1, Anti-IPOB, Anti-Impnb, Anti-Karyopherin (importin)  $\beta$  1, Anti-MGC2155, Anti-MGC2156, Anti-MGC2157, Anti-NTF97

**All  
Photos** (8)


Product No.	Clonality	Application	Species Reactivity	Citations	SDS
<b>HPA029878</b>	polyclonal	IF, IHC	human	5	



**Anti-KPRP antibody produced in rabbit**

**Synonym(s):** Anti-C1orf45, Anti-Keratinocyte proline-rich protein



**All Photos** (3)


Product No.	Clonality	Application	Species Reactivity	Citations	SDS
<b>HPA031988</b>	polyclonal	IHC	human		



**Anti-KRas Antibody, clone 2J13, ZooMAb<sup>®</sup> Rabbit Monoclonal**

**All  
Photos** (8)


Product No.	Clonality	Application	Species Reactivity	Citations	SDS
<b>ZRB003845</b>	2J13, recombinant monoclonal monoclonal	IHC (p), WB, gene knockdown	human		 




**Anti-KRI1 antibody produced in rabbit**

**Synonym(s):** Anti-FLJ12949, Anti-KRI1 homolog (S. cerevisiae)

**All Photos** (3)


Product No.	Clonality	Application	Species Reactivity	Citations	SDS
<b>HPA043110</b>	polyclonal	IF, IHC, WB	human		




**Anti-KRR1 antibody produced in rabbit**

**Synonym(s):** Anti-HRB2, Anti-KRR1, Small Subunit (SSU) Processome Component, Homolog (Yeast), Anti-RIP-1

**All  
Photos** (4)


Product No.	Clonality	Application	Species Reactivity	Citations	SDS
<b>HPA043433</b>	polyclonal	IF, IHC	rat, mouse, human		



### Anti-KRT14 antibody produced in rabbit

**Synonym(s):** Anti-CK-14, Anti-Cytokeratin-14, Anti-K14, Anti-Keratin, type I cytoskeletal 14, Anti-Keratin-14

**All Photos** (4)



Product No.	Clonality	Application	Species Reactivity	Citations	SDS
<b>HPA023040</b>	polyclonal	IHC	human	11	



### Anti-KRT15 antibody produced in rabbit




**Synonym(s):** Anti-CK-15, Anti-Cytokeratin-15, Anti-K15, Anti-Keratin, type I cytoskeletal 15, Anti-Keratin-15

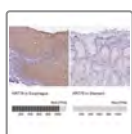
**All Photos** (12)

Product No.	Clonality	Application	Species Reactivity	Citations	SDS
<b>HPA023910</b>	polyclonal	IF, IHC	human	6	
<b>HPA024554</b>	polyclonal	IF, IHC	human	3	

## All **Anti-KRT17 antibody produced in rabbit**

**Photos** (15) **Synonym(s):** Anti-39.1 antibody produced in rabbit, Anti-CK-17 antibody produced in rabbit, Anti-Cytokeratin-17 antibody produced in rabbit, Anti-JUP antibody produced in rabbit, Anti-K17 antibody produced in rabbit, Anti-Keratin, type I cytoskeletal 17 antibody produced in rabbit, Anti-Keratin-17 antibody produced in rabbit, Anti-PCHC1


Product No.	Clonality	Application	Species Reactivity	Citations	SDS
<a href="#">HPA000453</a>	polyclonal	IHC	human	1	
<a href="#">HPA000452</a>	polyclonal	IF, IHC	human	2	
<a href="#">HPA045062</a>	polyclonal	IF, IHC	human		

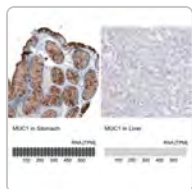


## **Anti-KRT78 antibody produced in rabbit**

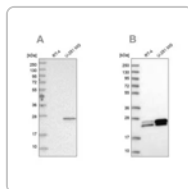
**Synonym(s):** Anti-K5b, Anti-Keratin 78

**All Photos** (5)

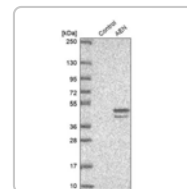
Product No.	Clonality	Application	Species Reactivity	Citations	SDS
<a href="#">HPA039724</a>	polyclonal	IHC	human		



Sigma-Aldrich  
**AMAB91533**  
Monoclonal  
Anti-MUC1...



Sigma-Aldrich  
**HPA028118**  
Anti-GUK1



Sigma-Aldrich  
**HPA0485**  
Anti-AEN  
antibody.



### Anti-KRT82 antibody produced in rabbit

**Synonym(s):** Anti-Hb-2, Anti-KRTHB2

**All Photos** (10)

Product No.	Clonality	Application	Species Reactivity	Citations	SDS
<b>HPA058715</b>	polyclonal	IHC	human		
<b>HPA067230</b>	polyclonal	IHC	human		



### Anti-KRT13 antibody produced in rabbit

**Synonym(s):** CK13, K13, MGC161462, MGC3781, Anti-CK13, Anti-K13, Anti-MGC161462, Anti-MGC3781

**All Photos** (9)

Product No.	Clonality	Application	Species Reactivity	Citations	SDS
<b>HPA069771</b>	polyclonal	IF, WB	human		
<b>HPA030877</b>	polyclonal	IF, IHC	human		




### Anti-KRT25 antibody produced in rabbit

**Synonym(s):** Anti-KRT25A, Anti-keratin 25

**All Photos** (11)

Product No.	Clonality	Application	Species Reactivity	Citations	SDS
<b>HPA058943</b>	polyclonal	IF, IHC	human		
<b>HPA053977</b>	polyclonal	IHC	human		



## Anti-KRT80 antibody produced in rabbit

[All Photos](#) (2)

Product No.	Clonality	Application	Species Reactivity	Citations	SDS
<a href="#">HPA077918</a>	polyclonal	IF, WB	human		



## Anti-KRT23 antibody produced in rabbit

**Synonym(s):** Anti-CK-23, Anti-Cytokeratin-23, Anti-K23, Anti-Keratin, type I cytoskeletal 23, Anti-Keratin-23

[All Photos](#) (6)

Product No.	Clonality	Application	Species Reactivity	Citations	SDS
<a href="#">HPA016959</a>	polyclonal	IHC	human	3	
<a href="#">HPA012050</a>	polyclonal	IHC	human	2	



## Anti-KRT1 antibody produced in rabbit

**Synonym(s):** Anti-67 kDa cytokeratin, Anti-CK-1, Anti-Cytokeratin-1, Anti-Hair alpha protein, Anti-K1, Anti-Keratin, type II cytoskeletal 1, Anti-Keratin-1

[All Photos](#) (3)

Product No.	Clonality	Application	Species Reactivity	Citations	SDS
<a href="#">HPA017917</a>	polyclonal	IHC	human	4	

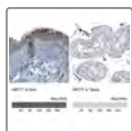


## Anti-KRT14 antibody produced in rabbit

**Synonym(s):** Anti-CK-14, Anti-Cytokeratin-14, Anti-K14, Anti-Keratin, type I cytoskeletal 14, Anti-Keratin-14

[All Photos](#) (4)


Product No.	Clonality	Application	Species Reactivity	Citations	SDS
<a href="#">HPA023040</a>	polyclonal	IHC	human	11	



## Anti-KRT77 antibody produced in rabbit

**Synonym(s):** Anti-KRT1B, Anti-Keratin 77

## All Photos (5)



Product No.	Clonality	Application	Species Reactivity	Citations	SDS
<a href="#">HPA045934</a>	polyclonal	IHC	human	1	




### Anti-KRT15 antibody produced in rabbit

**Synonym(s):** Anti-CK-15, Anti-Cytokeratin-15, Anti-K15, Anti-Keratin, type I cytoskeletal 15, Anti-Keratin-15

## All Photos (12)


Product No.	Clonality	Application	Species Reactivity	Citations	SDS
<a href="#">HPA023910</a>	polyclonal	IF, IHC	human	6	
<a href="#">HPA024554</a>	polyclonal	IF, IHC	human	3	

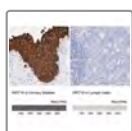


### Anti-KRT8 antibody produced in rabbit

**Synonym(s):** Anti-CARD2, Anti-CK8, Anti-CYK8, Anti-K2C8, Anti-K8, Anti-KO, Anti-keratin 8

## All Photos (4)


Product No.	Clonality	Application	Species Reactivity	Citations	SDS
<a href="#">HPA049866</a>	polyclonal	IF, IHC	human	5	

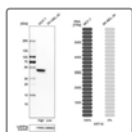


### Anti-KRT19 antibody produced in rabbit

**Synonym(s):** Anti-CK-19 antibody produced in rabbit, Anti-Cytokeratin-19 antibody produced in rabbit, Anti-K19 antibody produced in rabbit, Anti-Keratin, type I cytoskeletal 19 antibody produced in rabbit, Anti-Keratin-19 antibody produced in rabbit

## All Photos (6)


Product No.	Clonality	Application	Species Reactivity	Citations	SDS
<a href="#">HPA002465</a>	polyclonal	IF, IHC	human	12	




### Anti-KRT18 antibody produced in rabbit

**Synonym(s):** Anti-CK-18, Anti-Cell proliferation-inducing gene 46 protein, Anti-Cytokeratin 18, Anti-ENSG00000177083 antibody produced in rabbit, Anti-K18, Anti-Keratin 18

## All Photos (6)




Product No.	Clonality	Application	Species Reactivity	Citations	SDS
<a href="#">HPA001605</a>	polyclonal	IF, IHC	human	3	



### Anti-KRT20 antibody produced in rabbit

**Synonym(s):** Anti-CK-20, Anti-Cytokeratin-20, Anti-K20, Anti-Keratin, type I cytoskeletal 20, Anti-Keratin-20, Anti-Protein IT



[All Photos](#) (16)

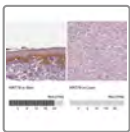
Product No.	Clonality	Application	Species Reactivity	Citations	SDS
<a href="#">HPA024309</a>	polyclonal	IHC	human	1	
<a href="#">HPA024684</a>	polyclonal	IHC	human	5	
<a href="#">HPA027236</a>	polyclonal	IHC	human	6	



### Anti-KRT12 antibody produced in rabbit

[All Photos](#) (10)


Product No.	Clonality	Application	Species Reactivity	Citations	SDS
<a href="#">HPA055835</a>	polyclonal	IHC	human		
<a href="#">HPA055217</a>	polyclonal	IHC	human		



### Anti-KRT79 antibody produced in rabbit

**Synonym(s):** Anti-K6L, Anti-KRT6L

[All Photos](#) (5)

Product No.	Clonality	Application	Species Reactivity	Citations	SDS
<a href="#">HPA059347</a>	polyclonal	IHC	human		





### Anti-KRT5 antibody produced in rabbit

**Synonym(s):** Anti-EBS2, Anti-KRT5A

[All Photos](#) (6)





Product No.	Clonality	Application	Species Reactivity	Citations	SDS
<a href="#">HPA059479</a>	polyclonal	IF, IHC	human	2	

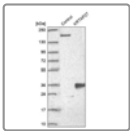


### Anti-KRT222 antibody produced in rabbit

**Synonym(s):** Anti-KA21, Anti-KRT222P, Anti-Keratin 222, Anti-MGC45562


[All Photos](#) (5)

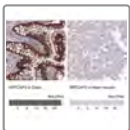
Product No.	Clonality	Application	Species Reactivity	Citations	SDS
<a href="#">HPA054586</a>	polyclonal	IF, IHC	human		
<a href="#">HPA043708</a>	polyclonal	IHC	human		



### Anti-KRTAP27-1 antibody produced in rabbit

[All Photos](#) (2)


Product No.	Clonality	Application	Species Reactivity	Citations	SDS
<a href="#">HPA048826</a>	polyclonal	IHC, WB	human		

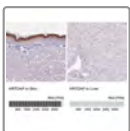


### Anti-KRTCAP3 antibody produced in rabbit

**Synonym(s):** Anti-KCP3, Anti-keratinocyte associated protein 3

[All Photos](#) (4)


Product No.	Clonality	Application	Species Reactivity	Citations	SDS
<a href="#">HPA047136</a>	polyclonal	IHC, WB	human		

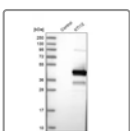


### Anti-KRTDAP antibody produced in rabbit

**Synonym(s):** Anti-KDAP, Anti-UNQ467

[All Photos](#) (5)


Product No.	Clonality	Application	Species Reactivity	Citations	SDS
<a href="#">HPA063474</a>	polyclonal	IHC	human		




### Anti-KTI12 antibody produced in rabbit

**Synonym(s):** Anti-KTI12 homolog, chromatin associated (*S. cerevisiae*), Anti-MGC20419, Anti-SBBI81, Anti-TOT4

**All  
Photos** (2)



Product No.	Clonality	Application	Species Reactivity	Citations	SDS
<b>HPA031205</b>	polyclonal	IHC	human		



**Anti-KTN1 antibody produced in rabbit**

**Synonym(s):** Anti-CG-1 antigen, Anti-Kinectin, Anti-Kinesin receptor, Anti-CG-1 antigen antibody produced in rabbit, Anti-Kinectin antibody produced in rabbit, Anti-Kinesin receptor antibody produced in rabbit



**All  
Photos** (15)

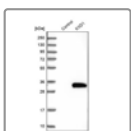
Product No.	Clonality	Application	Species Reactivity	Citations	SDS
<b>HPA017876</b>	polyclonal	IHC	human	5	
<b>HPA003178</b>	polyclonal	IF, IHC	human	4	



**Anti-Ku70/XRCC6 Antibody, clone 1D19-L1 ZooMAb<sup>®</sup> Rabbit Monoclonal**

**All  
Photos** (10)


Product No.	Clonality	Application	Species Reactivity	Citations	SDS
<b>ZRB2065</b>	1D19-L1, recombinant monoclonal	IF, IHC, WB	human		 



**Anti-KXD1 antibody produced in rabbit**

**Synonym(s):** Anti-C19orf50, Anti-FLJ25480, Anti-KXDL, Anti-MGC2749

**All Photos** (2)



Product No.	Clonality	Application	Species Reactivity	Citations	SDS
<b>HPA041599</b>	polyclonal	IHC, WB	human		



**Anti-KYAT3 antibody produced in rabbit**

**Synonym(s):** Anti-KATIII, Anti-Kynurenine aminotransferase III, Anti-Kynurenine--oxoglutarate transaminase 3, Anti-Cysteine-S-conjugate beta-lyase 2

**All  
Photos** (16)


Product No.	Clonality	Application	Species Reactivity	Citations	SDS
<b>HPA026538</b>	polyclonal	IHC	human, rat, mouse	1	
<b>HPA027168</b>	polyclonal	IF, IHC	mouse, human, rat		

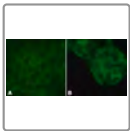


### Anti-KYNU antibody produced in rabbit

**Synonym(s):** Anti-kynureninase


[All Photos](#) (6)

Product No.	Clonality	Application	Species Reactivity	Citations	SDS
<b>HPA031686</b>	polyclonal	IF, IHC	human	2	



### Anti-I-Afadin antibody produced in rabbit

[All Photos](#) (3)

Product No.	Clonality	Application	Species Reactivity	Citations	SDS
<b>A0349</b>	polyclonal	ARR, IF, IHC (f), WB	canine, mouse, rat, human	22	





### Anti-L-amino acid oxidase Antibody, clone 4O11


#### ZooMAb<sup>®</sup> Rabbit Monoclonal


**Synonym(s):** Amino-acid oxidase, IL4-induced protein 1, Interleukin-4-induced protein 1, L-AAO, LAAO, LAO, Protein Fig-1, hFIG1

[All Photos](#) (20)

Product No.	Clonality	Application	Species Reactivity	Citations	SDS
<b>ZRB1022</b>	4O11, recombinant monoclonal monoclonal	ICC, IHC, WB, affinity binding assay	human, mouse, rat		 

## All Photos (2) **Anti-I/s-Afadin antibody produced in rabbit**


Product No.	Clonality	Application	Species Reactivity	Citations	SDS
<b>A0224</b>	polyclonal	ARR, ICC, IF, IHC (f), WB	rat, human, canine, mouse	27	

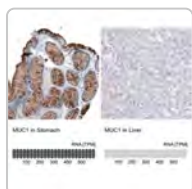


### **Anti-LACC1 antibody produced in rabbit**

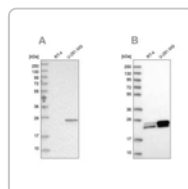
**Synonym(s):** Anti-C13orf31, Anti-FLJ38725, Anti-Laccase (multicopper oxidoreductase) domain containing 1

## All Photos (2)

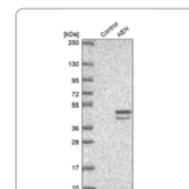
Product No.	Clonality	Application	Species Reactivity	Citations	SDS
<b>HPA040150</b>	polyclonal	IHC	human	4	



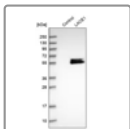
Sigma-Aldrich  
**AMAB91533**  
Monoclonal  
Anti-MUC1...



Sigma-Aldrich  
**HPA028118**  
Anti-GUK1



Sigma-Aldrich  
**HPA0485**  
Anti-AEN  
antibody.

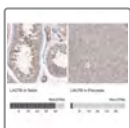


## Anti-LACE1 antibody produced in rabbit

**Synonym(s):** Anti-AFG1, Anti-HT017, Anti-lactation elevated 1

[All Photos](#) (3)

Product No.	Clonality	Application	Species Reactivity	Citations	SDS
<a href="#">HPA030155</a>	polyclonal	IF, IHC	human		



## Anti-LACTB antibody produced in rabbit

**Synonym(s):** Anti-FLJ14902, Anti-Lactamase,  $\beta$ , Anti-MRPL56

[All Photos](#) (3)

Product No.	Clonality	Application	Species Reactivity	Citations	SDS
<a href="#">HPA036361</a>	polyclonal	IHC	human		



## Anti-Lactotransferrin Antibody, clone 1D15 ZooMAb<sup>®</sup> Rabbit Monoclonal

[All Photos](#) (7)

Product No.	Clonality	Application	Species Reactivity	Citations	SDS
<a href="#">ZRB2594</a>	recombinant monoclonal	ICC, IF, IHC, WB, affinity binding assay	human		



## Anti-LAD1 antibody produced in rabbit


**Synonym(s):** Anti-LADA, Anti-Lad-1, Anti-Ladinin-1, Anti-Linear IgA disease antigen, Anti-ladinin 1

[All Photos](#) (12)

Product No.	Clonality	Application	Species Reactivity	Citations	SDS
<a href="#">HPA007256</a>	polyclonal	IF, IHC	human	1	
<a href="#">HPA028732</a>	polyclonal	IHC	human	3	



## Anti-LAG3 antibody produced in rabbit



**Synonym(s):** Anti-CD223 antigen, Anti-FDC protein, Anti-LAG-3, Anti-Lymphocyte activation gene 3 protein precursor

**Photos** (3)

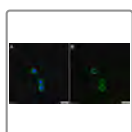
Product No.	Clonality	Application	Species Reactivity	Citations	SDS
<b>HPA013967</b>	polyclonal	IHC	human	5	



**Anti-LAG3 Antibody, clone 1B14-H1 ZooMAb® Rabbit Monoclonal**

**All Photos** (8)

Product No.	Clonality	Application	Species Reactivity	Citations	SDS
<b>ZRB2231</b>	1B14-H1, recombinant monoclonal	FACS, IHC, WB, affinity binding assay	human, mouse		

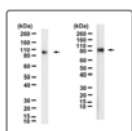


**Anti-LAG3 Antibody, clone 4-10-C9 ZooMAb® Mouse Monoclonal**

**Synonym(s):** Anti-LAG3 Antibody, clone 4-10-C9 ZooMAb® Mouse Monoclonal

**All Photos** (6)

Product No.	Clonality	Application	Species Reactivity	Citations	SDS
<b>ZMS1180</b>	4-10-C9, recombinant monoclonal	ICC, WB, affinity binding assay	mouse		




**Anti-LAG3 Antibody, clone C9B7W ZooMAb® Rat Monoclonal**

**All Photos** (6)

Product No.	Clonality	Application	Species Reactivity	Citations	SDS
<b>ZRT1327</b>	C9B7W, recombinant monoclonal	ELISA, WB, affinity binding assay	mouse, human		

Product No.	Clonality	Application	Species Reactivity	Citations	SDS
-------------	-----------	-------------	--------------------	-----------	-----

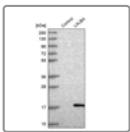


### Anti-LAIR1 antibody produced in rabbit

**Synonym(s):** Anti-CD305 antigen, Anti-LAIR-1, Anti-Leukocyte-associated immunoglobulin-like receptor 1 precursor, Anti-hLAIR1

[All Photos \(7\)](#)

Product No.	Clonality	Application	Species Reactivity	Citations	SDS
<a href="#">HPA011155</a>	polyclonal	IF, IHC	human	6	

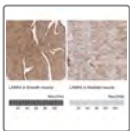


### Anti-LALBA antibody produced in rabbit

**Synonym(s):** Anti-LYZL7, Anti-Lactalbumin,  $\alpha$ -

[All Photos \(4\)](#)

Product No.	Clonality	Application	Species Reactivity	Citations	SDS
<a href="#">HPA029856</a>	polyclonal	IHC	human	8	
<a href="#">HPA029855</a>	polyclonal	IHC	human		

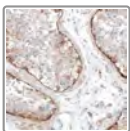


### Anti-LAMA4 antibody produced in rabbit

**Synonym(s):** Anti-Laminin subunit alpha-4 precursor

[All Photos \(3\)](#)

Product No.	Clonality	Application	Species Reactivity	Citations	SDS
<a href="#">HPA015693</a>	polyclonal	IHC	human	4	



### Anti-LAMA1 antibody produced in rabbit

**Synonym(s):** Anti-LAMA

[All Photos \(3\)](#)


Product No.	Clonality	Application	Species Reactivity	Citations	SDS
<a href="#">HPA032110</a>	polyclonal	IHC	human		

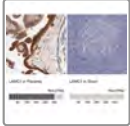


### Anti-LAMB1 antibody produced in rabbit

**Synonym(s):** Anti-Laminin B1 chain antibody produced in rabbit, Anti-Laminin subunit  $\beta$ -1 precursor antibody produced in rabbit

**All  
Photos** (4)



Product No.	Clonality	Application	Species Reactivity	Citations	SDS
<b>HPA004132</b>	polyclonal	IHC	human	3	

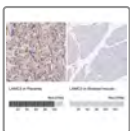


**Anti-LAMC1 antibody produced in rabbit**

**Synonym(s):** Anti-Laminin B2 chain antibody produced in rabbit, Anti-Laminin subunit  $\gamma$ -1 precursor antibody produced in rabbit

**All  
Photos** (19)


Product No.	Clonality	Application	Species Reactivity	Citations	SDS
<b>HPA001908</b>	polyclonal	IHC	human	9	
<b>HPA001909</b>	polyclonal	IHC	human, mouse	10	



**Anti-LAMC3 antibody produced in rabbit**

**Synonym(s):** Anti-DKFZp434E202

**All Photos** (5)


Product No.	Clonality	Application	Species Reactivity	Citations	SDS
<b>HPA022814</b>	polyclonal	IHC	human		

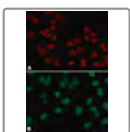


**Anti-Lamin A (C-terminal) antibody produced in rabbit**

**Synonym(s):** Anti-LAMA, Anti-LMN1, Anti-LMNA, Anti-Lamin A/C

**All Photos** (6)

Product No.	Clonality	Application	Species Reactivity	Citations	SDS
<b>L1293</b>	polyclonal	IF, WB	rat, human, mouse	78	




**Anti-Lamin A, mature antibody, Mouse monoclonal**

**Synonym(s):** Anti-LMN1, Anti-LMNA, Anti-Lamin A/C, Anti-Prelamin-A/C, Monoclonal Anti-Lamin A, mature antibody produced in mouse

**All  
Photos** (4)





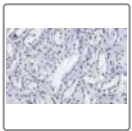
Product No.	Clonality	Application	Species Reactivity	Citations	SDS
<b>SAB4200420</b>	4A4, monoclonal	IF, WB	human	7	



### Anti-Lamin A/C Antibody, clone 2B10 ZooMAb<sup>®</sup> Rabbit Monoclonal



**All Photos** (19)

Product No.	Clonality	Application	Species Reactivity	Citations	SDS
<b>ZRB1054</b>	2B10, recombinant monoclonal monoclonal	ICC, IHC (p), WB	mouse, rat, human		 



### Anti-Lamin B1 Antibody, clone 6K22, ZooMAb<sup>®</sup> Rabbit Monoclonal



**All Photos** (16)

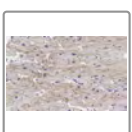
Product No.	Clonality	Application	Species Reactivity	Citations	SDS
<b>ZRB1143</b>	6K22, recombinant monoclonal	ICC, IHC (p), WB	human, mouse	1	 



### Anti-Laminin $\alpha$ 2 80 kDa Antibody, clone 5H2 ZooMAb<sup>®</sup> Mouse Monoclonal

**All Photos** (7)



Product No.	Clonality	Application	Species Reactivity	Citations	SDS
<b>ZMS1120</b>	5H2, recombinant monoclonal	IF, IHC, WB	human		 

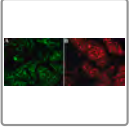


### Anti-Laminin $\alpha$ 2 Antibody, clone 2I22 ZooMAb<sup>®</sup> Rabbit Monoclonal

**Synonym(s):** Laminin M chain, Laminin-12 subunit alpha, Laminin-2 subunit alpha, Laminin-4 subunit alpha, Merosin heavy chain


**All Photos** (17)


Product No.	Clonality	Application	Species Reactivity	Citations	SDS
<b>ZRB1023</b>	2I22, recombinant monoclonal monoclonal	ICC, IHC (p), WB, affinity binding assay	mouse, human		 



### Anti-Laminin antibody, Mouse monoclonal



[All Photos](#) (3)

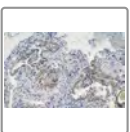
Product No.	Clonality	Application	Species Reactivity	Citations	SDS
<b>SAB4200719</b>	LAM-89, monoclonal	ELISA, EM, IF, IHC	feline, human, porcine	7	



### Anti-Laminin B2 Antibody, clone 1B9 ZooMAb<sup>®</sup> Rabbit Monoclonal



[All Photos](#) (9)

Product No.	Clonality	Application	Species Reactivity	Citations	SDS
<b>ZRB1271</b>	1B9, monoclonal recombinant monoclonal	FACS, IHC (p), WB, affinity binding assay	human		 



### Anti-Laminin-5 Antibody, clone 1D3 ZooMAb<sup>®</sup> Rabbit Monoclonal



[All Photos](#) (10)

Product No.	Clonality	Application	Species Reactivity	Citations	SDS
<b>ZRB2373</b>	1D3, recombinant monoclonal	ICC, IHC, WB	human		 



### Anti-Laminin-5 $\gamma$ 2 Antibody, clone D4B5 ZooMAb<sup>®</sup> Mouse Monoclonal

**All Photos** (11)


Product No.	Clonality	Application	Species Reactivity	Citations	SDS
<b>ZMS1059</b>	D4B5, recombinant monoclonal	ELISA, ICC, IHC (p), WB	human		 

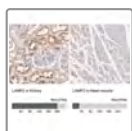


**Anti-LAMP1 antibody produced in rabbit**

**Synonym(s):** Anti-CD107a antigen, Anti-LAMP-1, Anti-Lysosome-associated membrane glycoprotein 1 precursor

**All Photos** (4)


Product No.	Clonality	Application	Species Reactivity	Citations	SDS
<b>HPA014750</b>	polyclonal	IHC	human	4	

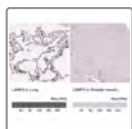


**Anti-LAMP2 antibody produced in rabbit**

**Synonym(s):** Anti-Cd107b, Anti-Lysosomal-associated membrane protein 2

**All Photos** (4)


Product No.	Clonality	Application	Species Reactivity	Citations	SDS
<b>HPA029100</b>	polyclonal	IHC, WB	human	10	



**Anti-LAMP3 antibody produced in rabbit**


**Synonym(s):** Anti-CD208, Anti-DC-LAMP, Anti-DCLAMP, Anti-LAMP, Anti-TSC403

**All Photos** (6)

Product No.	Clonality	Application	Species Reactivity	Citations	SDS
<b>HPA051467</b>	polyclonal	IF, IHC	human	1	

**All Photos (6) Anti-LAMP3 antibody produced in rabbit**



**Synonym(s):** Anti-CD208, Anti-DC-LAMP, Anti-DCLAMP, Anti-LAMP, Anti-TSC403

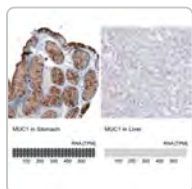
Product No.	Clonality	Application	Species Reactivity	Citations	SDS
<b>HPA051467</b>	polyclonal	IF, IHC	human	1	



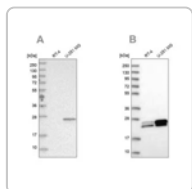
**Anti-LAMP2 Antibody, clone H4B4 ZooMAb® Mouse Monoclonal**

**All Photos (3)**

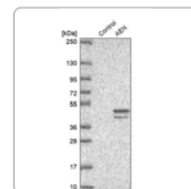
Product No.	Clonality	Application	Species Reactivity	Citations	SDS
<b>ZMS1221</b>	H4B4, recombinant monoclonal	FACS, IHC, WB	human		 



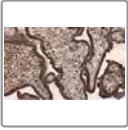
**Sigma-Aldrich**  
**AMAB91533**  
**Monoclonal**  
**Anti-MUC1...**



**Sigma-Aldrich**  
**HPA028118**  
**Anti-GUK1**





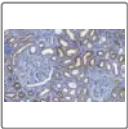
**Sigma-Aldric**  
**HPA0485**  
**Anti-AEN**  
**antibody.**



## Anti-LAMP-1 Antibody, clone 2E9 ZooMAb<sup>®</sup> Rabbit Monoclonal



[All Photos](#) (11)

Product No.	Clonality	Application	Species Reactivity	Citations	SDS
<b>ZRB1131</b>	2E9, recombinant monoclonal	FACS, IF, IHC (p), WB	monkey, human	 	



## Anti-LAMP-2 Antibody, clone 1F6 ZooMAb<sup>®</sup> Rabbit Monoclonal

[All Photos](#) (25)


Product No.	Clonality	Application	Species Reactivity	Citations	SDS
<b>ZRB1480</b>	1F6, recombinant monoclonal	ICC, IF, IHC (p), WB	human, mouse	 	



## ANTI-LAMTOR1 antibody produced in rabbit

**Synonym(s):** Anti-C11orf59, Anti-UPF0404 protein C11orf59

[All Photos](#) (4)


Product No.	Clonality	Application	Species Reactivity	Citations	SDS
<b>HPA002997</b>	polyclonal	IHC	human	4	

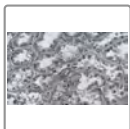


## Anti-LAMTOR4 antibody produced in rabbit

**Synonym(s):** Anti-C7orf59, Anti-UPF0539 protein C7orf59



[All Photos](#) (7)

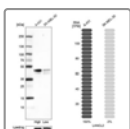
Product No.	Clonality	Application	Species Reactivity	Citations	SDS
<b>HPA020998</b>	polyclonal	IF, IHC	human	5	



## Anti-LAMTOR1 Antibody, clone 1M19 ZooMAb<sup>®</sup> Rabbit Monoclonal

**All Photos** (11)



Product No.	Clonality	Application	Species Reactivity	Citations	SDS
<b>ZRB2097</b>	1M19, recombinant monoclonal	ICC, IHC, WB, affinity binding assay	human	 	



## Anti-LANCL2 antibody produced in rabbit

**Synonym(s):** Anti-GPR69B, Anti-LanC lantibiotic synthetase component C-like 2 (bacterial), Anti-TASP, Anti-LanC-like protein 2, Anti-Testis-specific adriamycin<sup>®</sup> sensitivity protein

**All Photos** (8)



Product No.	Clonality	Application	Species Reactivity	Citations	SDS
<b>HPA029535</b>	polyclonal		human		
<b>HPA019711</b>	polyclonal	IF, IHC	human	2	




## Anti-LAP3 antibody produced in rabbit

**Synonym(s):** Anti-LAP, Anti-LAPEP, Anti-PEPS, Anti-leucine aminopeptidase 3

**All Photos** (16)


Product No.	Clonality	Application	Species Reactivity	Citations	SDS
<b>HPA029607</b>	polyclonal	IHC	human, mouse		
<b>HPA029606</b>	polyclonal	IF, IHC	human		

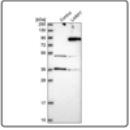


## Anti-LARP4 antibody produced in rabbit

**Synonym(s):** Anti-La ribonucleoprotein domain family, member 4, Anti-Pp13296

**All Photos** (6)


Product No.	Clonality	Application	Species Reactivity	Citations	SDS
<b>HPA039306</b>	polyclonal	IF, IHC, WB	human		




## Anti-LARP7 antibody produced in rabbit

**Synonym(s):** Anti-DKFZP564K112, Anti-HDCMA18P, Anti-La ribonucleoprotein domain family, member 7, Anti-PIP7S

**All Photos** (3)



Product No.	Clonality	Application	Species Reactivity	Citations	SDS
<b>HPA027930</b>	polyclonal	IF, IHC, WB	human		

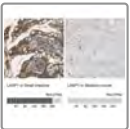


## Anti-LARP4B antibody produced in rabbit

**Synonym(s):** Anti-KIAA0217, Anti-LARP5, Anti-La ribonucleoprotein domain family, member 4B

**All Photos** (8)


Product No.	Clonality	Application	Species Reactivity	Citations	SDS
<b>HPA042738</b>	polyclonal	IF	human		
<b>HPA036566</b>	polyclonal	IF, IHC	human	4	



## Anti-LASP1 antibody produced in rabbit

**Synonym(s):** Anti-LASP-1, Anti-LIM and SH3 domain protein 1, Anti-MLN 50

**All Photos** (6)


Product No.	Clonality	Application	Species Reactivity	Citations	SDS
<b>HPA012072</b>	polyclonal	IF, IHC	rat, mouse, human	3	




## Anti-LAT antibody produced in rabbit

**Synonym(s):** Anti-36 kDa phospho-tyrosine adapter protein antibody produced in rabbit, Anti-Linker for activation of T-cells family member 1 antibody produced in rabbit, Anti-p36-38 antibody produced in rabbit, Anti-pp36 antibody produced in rabbit

**All Photos** (5)


Product No.	Clonality	Application	Species Reactivity	Citations	SDS
<b>HPA011157</b>	polyclonal	IF, IHC	human	6	

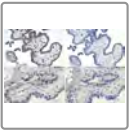


## Anti-LAT2 antibody produced in rabbit

**Synonym(s):** Anti-Linker for activation of B-cells antibody produced in rabbit, Anti-Linker for activation of T-cells family member 2 antibody produced in rabbit, Anti-Membrane-associated adapter molecule antibody produced in rabbit, Anti-Non-T-cell activation linker antibody produced in rabbit, Anti-Williams-Beuren syndrome chromosome region 15 protein antibody produced in rabbit



**All Photos** (4)

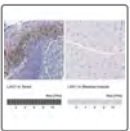
Product No.	Clonality	Application	Species Reactivity	Citations	SDS
<b>HPA003462</b>	polyclonal	IHC	human	3	



### Anti-LATS1 Antibody, clone 1D18 ZooMAb<sup>®</sup> Rabbit Monoclonal

**All Photos** (6)



Product No.	Clonality	Application	Species Reactivity	Citations	SDS
<b>ZRB2319</b>	1D18, recombinant monoclonal	ICC, IHC, WB	mouse, human		 




### Anti-LAX1 antibody produced in rabbit

**Synonym(s):** Anti-Linker for activation of X cells antibody produced in rabbit, Anti-Lymphocyte transmembrane adapter 1 antibody produced in rabbit, Anti-Membrane-associated adapter protein LAX antibody produced in rabbit


**All Photos** (15)

Product No.	Clonality	Application	Species Reactivity	Citations	SDS
<b>HPA003887</b>	polyclonal	IF, IHC	human	5	
<b>HPA002461</b>	polyclonal	IF, IHC	human	2	



### Anti-LBHD1 antibody produced in rabbit



**All Photos** (2)

Product No.	Clonality	Application	Species Reactivity	Citations	SDS
<b>HPA023592</b>	polyclonal	IHC	human	2	



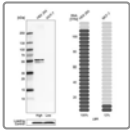
### Anti-LBPA Antibody, clone 6C4 ZooMAb<sup>®</sup> Mouse Monoclonal

**All Photos** (17)

Product No.	Clonality	Application	Species Reactivity	Citations	SDS
<b>ZMS1107</b>	6C4, recombinant monoclonal	ELISA, ICC, IHC (p),	mouse, human		 



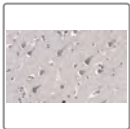
Product No.	Clonality	Application	Species Reactivity	Citations	SDS
		affinity binding assay			



### Anti-LBR antibody produced in rabbit

[All Photos \(7\)](#)

Product No.	Clonality	Application	Species Reactivity	Citations	SDS
<b>HPA049840</b>	polyclonal	IHC	human	3	
<b>HPA062236</b>	polyclonal	IF	human		

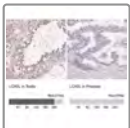


### Anti-LC3A Antibody, clone 3J12 ZooMAb<sup>®</sup> Rabbit Monoclonal

**Synonym(s):** Autophagy-related protein LC3 A, Autophagy-related ubiquitin-like modifier LC3 A, MAP1 light chain 3-like protein 1, MAP1A/MAP1B LC3 A, MAP1A/MAP1B light chain 3 A, Microtubule-associated protein 1 light chain 3 alpha, Microtubule-associated proteins 1A/1B light chain 3A

[All Photos \(11\)](#)

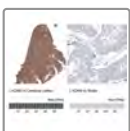
Product No.	Description	SDS
<b>ZRB1125</b>	recombinant, expressed in HEK 293 cells	



### Anti-LCA5L antibody produced in rabbit

[All Photos \(3\)](#)

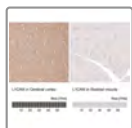
Product No.	Clonality	Application	Species Reactivity	Citations	SDS
<b>HPA032010</b>	polyclonal	IHC	human		



### Anti-L1CAM antibody produced in mouse

[All Photos \(16\)](#)


Product No.	Clonality	Application	Species Reactivity	Citations	SDS
<b>AMAB91829</b>	CL12984, monoclonal	IHC	human		
<b>AMAB91830</b>	CL12988, monoclonal	IHC	human		



## Anti-L1CAM antibody produced in rabbit

**Synonym(s):** Anti-CD171 antigen antibody produced in rabbit, Anti-N-CAM L1 antibody produced in rabbit, Anti-Neural cell adhesion molecule L1 precursor antibody produced in rabbit



[All Photos](#) (5)

Product No.	Clonality	Application	Species Reactivity	Citations	SDS
<b>HPA005830</b>	polyclonal	IHC	human	6	



## Anti-LC3B Antibody, clone 12K5, ZooMAb® Rabbit Monoclonal


[All Photos](#) (19)

Product No.	Clonality	Application	Species Reactivity	Citations	SDS
<b>ZRB100</b>	12K5, recombinant monoclonal monoclonal	ICC, IF, IHC (p), WB	human, rat	1	 



## Anti-LC3C antibody produced in rabbit

[All Photos](#) (3)


Product No.	Clonality	Application	Species Reactivity	Citations	SDS
<b>SAB4200822</b>	polyclonal	IF	human	2	




## Anti-LCE6A antibody produced in rabbit

**Synonym(s):** Anti-C1orf44, Anti-Late Cornified Envelope 6A

[All Photos](#) (3)


Product No.	Clonality	Application	Species Reactivity	Citations	SDS
<b>HPA046376</b>	polyclonal	IHC	human	1	

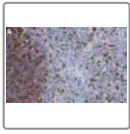


## Anti-LCK antibody produced in rabbit

**Synonym(s):** Anti-LSK, Anti-Lymphocyte cell-specific protein-tyrosine kinase, Anti-Proto-oncogene tyrosine-protein kinase LCK, Anti-T cell-specific protein-tyrosine kinase, Anti-p56-LCK



[All Photos](#) (5)

Product No.	Clonality	Application	Species Reactivity	Citations	SDS
<b>HPA003494</b>	polyclonal	IF, IHC	human	5	



### Anti-Lck Antibody, clone 2B20 ZooMAb<sup>®</sup> Rabbit Monoclonal

[All Photos](#) (12)


Product No.	Clonality	Application	Species Reactivity	Citations	SDS
<b>ZRB1979</b>	2B20, recombinant monoclonal	FACS, ICC, IHC, WB, affinity binding assay	human		 



### Anti-LCN15 antibody produced in rabbit


**Synonym(s):** Anti-PRO6093, Anti-UNQ2541

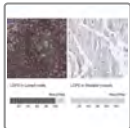
[All Photos](#) (3)

Product No.	Clonality	Application	Species Reactivity	Citations	SDS
<b>HPA060584</b>	polyclonal	IHC	human		

## All Photos (3) **Anti-LCN15 antibody produced in rabbit**

**Synonym(s):** Anti-PRO6093, Anti-UNQ2541



Product No.	Clonality	Application	Species Reactivity	Citations	SDS
<b>HPA060584</b>	polyclonal	IHC	human		

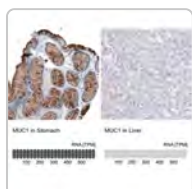


## **Anti-LCP2 antibody produced in rabbit**

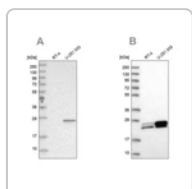
**Synonym(s):** Anti-Lymphocyte cytosolic protein 2 (SH2 domain containing leukocyte protein of 76kDa), Anti-SLP-76, Anti-SLP76

## All Photos (8)

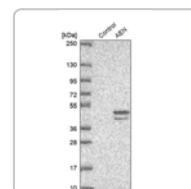
Product No.	Clonality	Application	Species Reactivity	Citations	SDS
<b>HPA036396</b>	polyclonal	IHC	human		
<b>HPA036397</b>	polyclonal	IHC	human		




Sigma-Aldrich  
**AMAB91533**  
Monoclonal  
Anti-MUC1...



Sigma-Aldrich  
**HPA028118**  
Anti-GUK1



Sigma-Aldrich  
**HPA0485**  
Anti-AEN  
antibody.



## Anti-LCP1 antibody produced in rabbit

**Synonym(s):** Anti-L-plastin, Anti-LC64P, Anti-LCP-1, Anti-Lymphocyte cytosolic protein 1, Anti-Plastin-2

**All Photos** (6)


Product No.	Clonality	Application	Species Reactivity	Citations	SDS
<b>HPA019493</b>	polyclonal	IF, IHC	human, rat	5	



## Anti-LDB3 antibody produced in rabbit

**All Photos** (3)

Product No.	Clonality	Application	Species Reactivity	Citations	SDS
<b>HPA048955</b>	polyclonal	IHC	human	4	



## Anti-LDH-A Antibody, clone 117 ZooMAb<sup>®</sup> Rabbit Monoclonal

**All Photos** (6)

Product No.	Clonality	Application	Species Reactivity	Citations	SDS
<b>ZRB2726</b>	recombinant monoclonal	FACS, IHC, WB, affinity binding assay	mouse, monkey, human, rat		

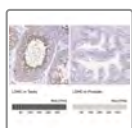


## Anti-LDHAL6B antibody produced in rabbit

**Synonym(s):** Anti-LDH6B, Anti-LDHAL6, Anti-LDHL, Anti-lactate dehydrogenase A-like 6B

**All Photos** (3)


Product No.	Clonality	Application	Species Reactivity	Citations	SDS
<b>HPA053962</b>	polyclonal	IHC	human		

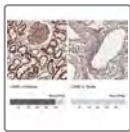


## Anti-LDHC antibody produced in rabbit

**Synonym(s):** Anti-CT32, Anti-Lactate Dehydrogenase C

## All Photos (3)



Product No.	Clonality	Application	Species Reactivity	Citations	SDS
<a href="#">HPA045442</a>	polyclonal	IHC	human		

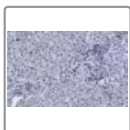


### Anti-LDHD antibody produced in rabbit

**Synonym(s):** Anti-lactate dehydrogenase D



## All Photos (7)

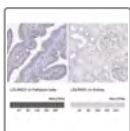
Product No.	Clonality	Application	Species Reactivity	Citations	SDS
<a href="#">HPA048639</a>	polyclonal	IHC	human	1	
<a href="#">HPA041766</a>	polyclonal	IHC	human	1	



### Anti-LDL Receptor Antibody, clone 2N19, ZooMAb<sup>®</sup> Rabbit Monoclonal

## All Photos (21)


Product No.	Clonality	Application	Species Reactivity	Citations	SDS
<a href="#">ZRB1176</a>	2N19, recombinant monoclonal	FACS, ICC, IHC, WB	human, rat		 

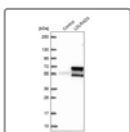


### Anti-LDLRAD1 antibody produced in rabbit

**Synonym(s):** Anti-low density lipoprotein receptor class A domain containing 1


## All Photos (3)

Product No.	Clonality	Application	Species Reactivity	Citations	SDS
<a href="#">HPA052489</a>	polyclonal	IHC	human		



### Anti-LDLRAD3 antibody produced in rabbit



## All Photos (3)


Product No.	Clonality	Application	Species Reactivity	Citations	SDS
<a href="#">HPA038251</a>	polyclonal	IF, IHC, WB	human		



## Anti-LEAP2 Antibody, clone 1D17 ZooMAb<sup>®</sup> Rabbit Monoclonal

[All Photos](#) (10)


Product No.	Clonality	Application	Species Reactivity	Citations	SDS
<b>ZRB1018</b>	1D17, recombinant monoclonal	IHC (p), WB, affinity binding assay	human	 	



## Anti-LEF1 antibody produced in rabbit

**Synonym(s):** Anti-LEF-1 antibody produced in rabbit, Anti-Lymphoid enhancer-binding factor 1 antibody produced in rabbit, Anti-T cell-specific transcription factor 1- $\alpha$  antibody produced in rabbit, Anti-TCF1- $\alpha$  antibody produced in rabbit


[All Photos](#) (5)

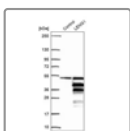
Product No.	Clonality	Application	Species Reactivity	Citations	SDS
<b>HPA002087</b>	polyclonal	IF, IHC	human	7	



## Anti-LELP1 antibody produced in rabbit

[All Photos](#) (3)


Product No.	Clonality	Application	Species Reactivity	Citations	SDS
<b>HPA070231</b>	polyclonal	IHC	human		

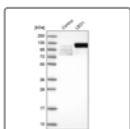


## Anti-LENG1 antibody produced in rabbit

**Synonym(s):** Anti-Leukocyte Receptor Cluster (LRC) Member 1

[All Photos](#) (3)


Product No.	Clonality	Application	Species Reactivity	Citations	SDS
<b>HPA043541</b>	polyclonal	IF, IHC, WB	human		

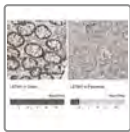


## Anti-LEO1 antibody produced in rabbit

**Synonym(s):** Anti-Leo1, paf1/rna polymerase ii complex component, homolog (*S. cerevisiae*)

## All Photos (3)



Product No.	Clonality	Application	Species Reactivity	Citations	SDS
<a href="#">HPA040741</a>	polyclonal	IF, IHC	human		




### Anti-LETM1 antibody produced in rabbit

**Synonym(s):** Anti-Leucine zipper-EF-hand-containing transmembrane protein 1, mitochondrial precursor

## All Photos (8)



Product No.	Clonality	Application	Species Reactivity	Citations	SDS
<a href="#">HPA011100</a>	polyclonal	IHC	human	7	
<a href="#">HPA011029</a>	polyclonal	IF, IHC	human	7	



### Anti-LEXM antibody produced in rabbit

**Synonym(s):** Anti-C1orf177, Anti-FLJ40201, Anti-LEM

## All Photos (4)



Product No.	Clonality	Application	Species Reactivity	Citations	SDS
<a href="#">HPA035889</a>	polyclonal	IHC	human		
<a href="#">HPA035890</a>	polyclonal	IHC	human		



### Anti-LGALS1

**Synonym(s):** GBP

## All Photos (4)

Product No.	Clonality	Application	Species Reactivity	Citations	SDS
<a href="#">HPA001130</a>	polyclonal	WB	human		
<a href="#">HPA000687</a>	polyclonal	WB	human		






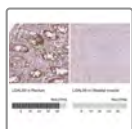
## Anti-LGALS2 antibody produced in rabbit

**Synonym(s):** Anti-β-Galactoside-binding lectin L-14-II antibody produced in rabbit, Anti-Galectin-2 antibody produced in rabbit, Anti-HL14 antibody produced in rabbit, Anti-Lactose-binding lectin 2 antibody produced in rabbit, Anti-S-Lac lectin 2 antibody produced in rabbit

[All](#)

[Photos \(5\)](#)


Product No.	Clonality	Application	Species Reactivity	Citations	SDS
<a href="#">HPA003536</a>	polyclonal	IHC	human	2	



## Anti-LGALS9 antibody produced in rabbit

**Synonym(s):** Anti-LGALS9A

[All Photos \(6\)](#)

Product No.	Clonality	Application	Species Reactivity	Citations	SDS
<a href="#">HPA047218</a>	polyclonal	IHC, WB	human		




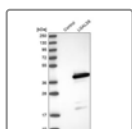
## Anti-LGALS3 antibody produced in rabbit

**Synonym(s):** Anti-35 kDa lectin antibody produced in rabbit, Anti-CBP 35 antibody produced in rabbit, Anti-Carbohydrate-binding protein 35 antibody produced in rabbit, Anti-GALBP antibody produced in rabbit, Anti-Galactose-specific lectin 3 antibody produced in rabbit, Anti-Galactoside-binding protein antibody produced in rabbit, Anti-Galectin-3 antibody produced in rabbit, Anti-IgE-binding protein antibody produced in rabbit, Anti-L-31 antibody produced in rabbit, Anti-Laminin-binding protein antibody produced in rabbit, Anti-Lectin L-29 antibody produced in rabbit, Anti-Mac-2 antigen antibody produced in rabbit

[All](#)

[Photos \(7\)](#)


Product No.	Clonality	Application	Species Reactivity	Citations	SDS
<a href="#">HPA003162</a>	polyclonal	IHC	human	6	



## Anti-LGALS8 antibody produced in rabbit

**Synonym(s):** Anti-PCTA-1, Anti-lectin, galactoside-binding, soluble, 8

[All Photos \(3\)](#)


Product No.	Clonality	Application	Species Reactivity	Citations	SDS
<a href="#">HPA030491</a>	polyclonal	IHC	human		




## Anti-LGALS7 antibody produced in rabbit

**Synonym(s):** Anti-Gal-7, Anti-Galectin-7, Anti-HKL-14, Anti-LEG7, Anti-PI7, Anti-p53-induced protein 1

## All Photos (4)


Product No.	Clonality	Application	Species Reactivity	Citations	SDS
<a href="#">HPA001549</a>	polyclonal	IHC	human	2	



### Anti-LGALS1 antibody produced in rabbit

**Synonym(s):** Anti- $\beta$ -Galactoside-binding lectin L-14-I antibody produced in rabbit, Anti-14 kDa lectin antibody produced in rabbit, Anti-Galaptin antibody produced in rabbit, Anti-Galectin-1 antibody produced in rabbit, Anti-HBL antibody produced in rabbit, Anti-HPL antibody produced in rabbit, Anti-Lactose-binding lectin 1 antibody produced in rabbit, Anti-Lectin galactoside-binding soluble 1 antibody produced in rabbit, Anti-Putative MAPK-activating protein MP12 antibody produced in rabbit, Anti-S-Lac lectin 1 antibody produced in rabbit




## All Photos (7)


Product No.	Clonality	Application	Species Reactivity	Citations	SDS
<a href="#">HPA000646</a>	polyclonal	IHC	human, mouse, rat	13	



### Anti-LGALS4 antibody produced in rabbit


## All Photos (18)

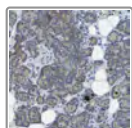
Product No.	Clonality	Application	Species Reactivity	Citations	SDS
<a href="#">HPA031185</a>	polyclonal	IHC	human		
<a href="#">HPA031184</a>	polyclonal	IHC	human		
<a href="#">HPA031186</a>	polyclonal	IHC	human		



### Anti-LGALS3BP antibody produced in rabbit

## All Photos (5)

Product No.	Clonality	Application	Species Reactivity	Citations	SDS
<a href="#">HPA000554</a>	polyclonal	IHC	human	6	




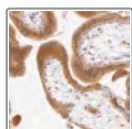
## Anti-LGI2 antibody produced in rabbit

**Synonym(s):** Anti-LGI1-like protein 2, Anti-Leucine-rich glioma-inactivated protein 2, Anti-Leucine-rich repeat LGI family member 2 precursor

[All](#)

[Photos](#) (3)

Product No.	Clonality	Application	Species Reactivity	Citations	SDS
<a href="#">HPA017140</a>	polyclonal	IF, IHC	human	2	




## Anti-LGMN antibody produced in rabbit

**Synonym(s):** Anti-Asparaginyl endopeptidase antibody produced in rabbit, Anti-Legumain precursor antibody produced in rabbit, Anti-Protease, cysteine 1 antibody produced in rabbit

[All](#)

[Photos](#) (5)

Product No.	Clonality	Application	Species Reactivity	Citations	SDS
<a href="#">HPA001426</a>	polyclonal	IF, IHC	human	6	





## Anti-LGSN antibody produced in rabbit

**Synonym(s):** Anti-GLULD1, Anti-LGS, Anti-Lengsin, lens protein with glutamine synthase domain

[All](#)

[Photos](#) (11)


Product No.	Clonality	Application	Species Reactivity	Citations	SDS
<a href="#">HPA030957</a>	polyclonal	IHC	human		
<a href="#">HPA039983</a>	polyclonal	IF, IHC	human		

**All**

**Photos** (2)

### Anti-LHFPL5 antibody produced in rabbit

**Synonym(s):** Anti-DFNB67, Anti-MGC33835, Anti-Tmhs, Anti-dJ510O8.8, Anti-lipoma HMGIC fusion partner-like 5

Product No.	Clonality	Application	Species Reactivity	Citations	SDS
<a href="#">HPA055110</a>	polyclonal	IHC	human		





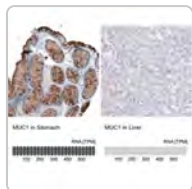
### Anti-LHPP antibody produced in rabbit

**Synonym(s):** Anti-NP\_071409.2, Anti-phospholysine phosphohistidine inorganic pyrophosphate phosphatase

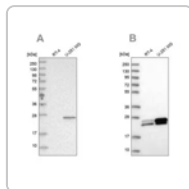
**All**

**Photos** (15)

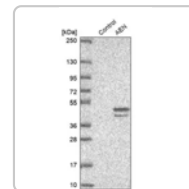
Product No.	Clonality	Application	Species Reactivity	Citations	SDS
<a href="#">HPA009269</a>	polyclonal	IHC	human	2	
<a href="#">HPA009163</a>	polyclonal	IF, IHC	mouse, rat, human	2	




Sigma-Aldrich  
**AMAB91533**  
 Monoclonal  
 Anti-MUC1...



Sigma-Aldrich  
**HPA028118**  
 Anti-GUK1





Sigma-Aldrich  
**HPA0485**  
 Anti-AEN  
 antibody.

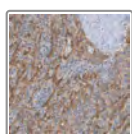


**Anti-LHPP Antibody, clone 3B18 ZooMAb® Rabbit Monoclonal**

**Synonym(s):** EC:3.6.1.1, Hlhpp, Phospholysine phosphohistidine inorganic pyrophosphate phosphatase

**All Photos** (11)


Product No.	Clonality	Application	Species Reactivity	Citations	SDS
<b>ZRB1050</b>	3B18, recombinant monoclonal monoclonal	ICC, IHC (p), WB, affinity binding assay	rat, monkey, human		 

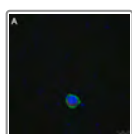


**Anti-LILRB5 antibody produced in rabbit**

**Synonym(s):** Anti-CD85c antigen, Anti-LIR-8, Anti-Leukocyte immunoglobulin-like receptor 8, Anti-Leukocyte immunoglobulin-like receptor subfamily B member 5 precursor



**All Photos** (3)

Product No.	Clonality	Application	Species Reactivity	Citations	SDS
<b>HPA012069</b>	polyclonal	IHC	human	2	



**Anti-LILRB4 Antibody, clone 1H12 ZooMAb® Rabbit Monoclonal**

**All Photos** (9)



Product No.	Clonality	Application	Species Reactivity	Citations	SDS
<b>ZRB1113</b>	1H12, monoclonal recombinant monoclonal	FACS, ICC, WB, affinity binding assay	human		 

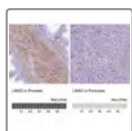


### Anti-LIMA1 antibody produced in rabbit

**Synonym(s):** Anti-EPLIN, Anti-Epithelial protein lost in neoplasm, Anti-LIM domain and actin-binding protein 1


**All  
Photos** (18)

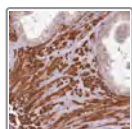
Product No.	Clonality	Application	Species Reactivity	Citations	SDS
<b>HPA052645</b>	polyclonal	IF, IHC	human	1	
<b>HPA023871</b>	polyclonal	IF, IHC	human	1	



### Anti-LIMS2 antibody produced in rabbit

**All Photos** (7)


Product No.	Clonality	Application	Species Reactivity	Citations	SDS
<b>HPA058340</b>	polyclonal	IF, IHC	human	1	

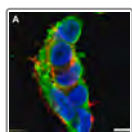


### Anti-LIN37 antibody produced in rabbit

**Synonym(s):** Anti-F25965, Anti-ZK418.4, Anti-lin-37, Anti-lin-37 homolog (C. elegans)



**All Photos** (6)

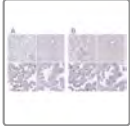
Product No.	Clonality	Application	Species Reactivity	Citations	SDS
<b>HPA047809</b>	polyclonal	IF, IHC	human		



### Anti-Lin28A Antibody, clone 1E3 ZooMAb<sup>®</sup> Rabbit Monoclonal

**All  
Photos** (9)



Product No.	Clonality	Application	Species Reactivity	Citations	SDS
<b>ZRB1918</b>	1E3, recombinant monoclonal	FACS, ICC, WB, affinity binding assay	mouse, human	 	



### Anti-LIN28B antibody produced in rabbit

**Synonym(s):** Anti-CSDD2, Anti-FLJ16517, Anti-Lin-28 homolog B (*C. elegans*)



[All Photos](#) (14)

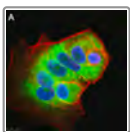
Product No.	Clonality	Application	Species Reactivity	Citations	SDS
<b>HPA036630</b>	polyclonal	IHC	human	3	
<b>HPA061745</b>	polyclonal	IF, IHC, WB	human	2	



### Anti-LIN28B Antibody, clone 1H17 ZooMAb<sup>®</sup> Rabbit Monoclonal



[All Photos](#) (11)

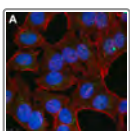
Product No.	Clonality	Application	Species Reactivity	Citations	SDS
<b>ZRB2199</b>	1H17, recombinant monoclonal	FACS, ICC, IHC, WB	human	 	



### Anti-LINE-1 ORF1p Antibody, clone 4H1 ZooMAb<sup>®</sup> Mouse Monoclonal



[All Photos](#) (8)

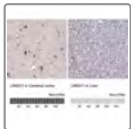
Product No.	Clonality	Application	Species Reactivity	Citations	SDS
<b>ZMS1066</b>	4H1, recombinant monoclonal monoclonal	FACS, ICC, WB	human	 	



### Anti-Linear Ubiquitin Antibody, clone 1E3 ZooMAb<sup>®</sup> Rabbit Monoclonal


**All Photos** (10)

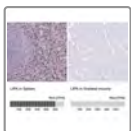
Product No.	Clonality	Application	Species Reactivity	Citations	SDS
<b>ZRB2114</b>	1E3, recombinant monoclonal	ICC, WB, affinity binding assay	human		 



**Anti-LINGO1 antibody produced in rabbit**

**All Photos** (4)


Product No.	Clonality	Application	Species Reactivity	Citations	SDS
<b>HPA074653</b>	polyclonal	IF, IHC	human	1	

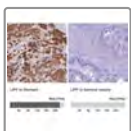


**Anti-LIPA antibody produced in rabbit**

**Synonym(s):** Anti-CESD, Anti-LAL

**All Photos** (8)


Product No.	Clonality	Application	Species Reactivity	Citations	SDS
<b>HPA057052</b>	polyclonal	IF, IHC	human		




**Anti-LIPF antibody produced in rabbit**

**Synonym(s):** Anti-HGL, Anti-HLAL, Anti-Lipase, Gastric



**All Photos** (4)

Product No.	Clonality	Application	Species Reactivity	Citations	SDS
<b>HPA045930</b>	polyclonal	IHC, WB	human		



**Anti-Lipocalin-2/NGAL Antibody, clone 1E3 ZooMAb<sup>®</sup> Rabbit Monoclonal**

**All Photos** (6)

Product No.	Clonality	Application	Species Reactivity	Citations	SDS
<b>ZRB2293</b>	1E3, recombinant	IHC, WB, affinity	human		 






Product No.	Clonality	Application	Species Reactivity	Citations	SDS
	monoclonal	binding assay			



### Anti-LKB1/STK11 Antibody, clone 3J20 ZooMAb® Rabbit Monoclonal



[All Photos](#) (7)

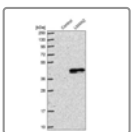
Product No.	Clonality	Application	Species Reactivity	Citations	SDS
<b>ZRB1867</b>	recombinant monoclonal	ELISA, IHC, WB, affinity binding assay	rat, human, mouse	  	



### Anti-LLGL2 Antibody, clone 2H12 ZooMAb® Rabbit Monoclonal

[All Photos](#) (10)


Product No.	Clonality	Application	Species Reactivity	Citations	SDS
<b>ZRB1738</b>	2H12, recombinant monoclonal	IHC (p), WB, affinity binding assay	mouse, human	 	




### Anti-LMAN2 antibody produced in rabbit

**Synonym(s):** Anti-GP36b glycoprotein antibody produced in rabbit, Anti-Lectin, mannose-binding 2 antibody produced in rabbit, Anti-Vesicular integral-membrane protein VIP36 precursor antibody produced in rabbit



[All Photos](#) (4)

Product No.	Clonality	Application	Species Reactivity	Citations	SDS
<b>HPA003927</b>	polyclonal	IHC	human	3	



## Anti-LMBR1L Antibody, clone 1D6 ZooMAb<sup>®</sup> Rabbit Monoclonal

[All Photos](#) (6)


Product No.	Clonality	Application	Species Reactivity	Citations	SDS
<b>ZRB1739</b>	1D6, recombinant monoclonal	ELISA, WB, affinity binding assay	human	 	




## Anti-LMCD1 antibody produced in rabbit

**Synonym(s):** Anti-Dyxin, Anti-LIM and cysteine-rich domains protein 1

[All Photos](#) (5)


Product No.	Clonality	Application	Species Reactivity	Citations	SDS
<b>HPA024059</b>	polyclonal	IF, IHC	human	2	

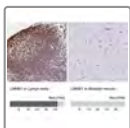


## Anti-LMNA antibody produced in rabbit

**Synonym(s):** Anti-70 kDa lamin, Anti-Lamin-A/C, Anti-Renal carcinoma antigen NY-REN-32


[All Photos](#) (5)

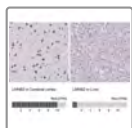
Product No.	Clonality	Application	Species Reactivity	Citations	SDS
<b>HPA006660</b>	polyclonal	IHC	human	6	



## Anti-LMNB1 antibody produced in rabbit

[All Photos](#) (7)


Product No.	Clonality	Application	Species Reactivity	Citations	SDS
<b>HPA050524</b>	polyclonal	IF, IHC	human	3	



## Anti-LMNB2 antibody produced in rabbit

[All Photos](#) (4)

Product No.	Clonality	Application	Species Reactivity	Citations	SDS
<a href="#">HPA047863</a>	polyclonal	IHC	human		

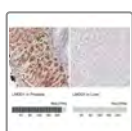


## Anti-LMO7 antibody produced in rabbit

**Synonym(s):** Anti-F-box only protein 20, Anti-LIM domain only protein 7, Anti-LOMP

[All Photos](#) (6)

Product No.	Clonality	Application	Species Reactivity	Citations	SDS
<a href="#">HPA020923</a>	polyclonal	IF, IHC	human	10	

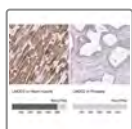


## Anti-LMOD1 antibody produced in rabbit

**Synonym(s):** Anti-1D, Anti-64kD, Anti-D1, Anti-leiomodin 1 (smooth muscle)

[All Photos](#) (21)

Product No.	Clonality	Application	Species Reactivity	Citations	SDS
<a href="#">HPA030097</a>	polyclonal	IHC	human	2	
<a href="#">HPA028435</a>	polyclonal	IF, IHC	human	1	
<a href="#">HPA028325</a>	polyclonal	IHC	human	2	



## Anti-LMOD2 antibody produced in rabbit

**Synonym(s):** Anti-leiomodin 2 (cardiac)

[All Photos](#) (3)



Product No.	Clonality	Application	Species Reactivity	Citations	SDS
<a href="#">HPA051039</a>	polyclonal	IHC	human	3	




## Anti-LMX-1 Antibody, clone 4L12, ZooMAb<sup>®</sup> Rabbit Monoclonal

**Synonym(s):** LIM homeobox transcription factor 1-alpha, LIM/homeobox protein 1, LIM/homeobox protein LMX1A


## All Photos (20)

Product No.	Clonality	Application	Species Reactivity	Citations	SDS
<b>ZRB1373</b>	4L12, monoclonal recombinant monoclonal	ICC, IHC, WB, affinity binding assay	human	1	 



### Anti-LNPK antibody produced in rabbit

## All Photos (7)

Product No.	Clonality	Application	Species Reactivity	Citations	SDS
<b>HPA014205</b>	polyclonal	IF, IHC	human	5	


All

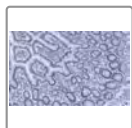
## Anti-LONP1 antibody produced in rabbit

Photos

(7)

**Synonym(s):** Anti-LONHs antibody produced in rabbit, Anti-LONP antibody produced in rabbit, Anti-Lon protease homolog, mitochondrial precursor antibody produced in rabbit, Anti-Lon protease-like protein antibody produced in rabbit, Anti-Mitochondrial ATP-dependent protease Lon antibody produced in rabbit, Anti-Serine protease 15 antibody produced in rabbit

Product No.	Clonality	Application	Species Reactivity	Citations	SDS
<b>HPA002192</b>	polyclonal	IF, IHC	mouse, human, rat	18	





### Anti-LONP1 Antibody, clone 1118, ZooMAb® Rabbit Monoclonal

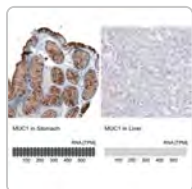
**Synonym(s):** EC:3.4.21.53, LONHs, LONP, Lon protease homolog mitochondrial, Lon protease-like protein, Mitochondrial ATP-dependent protease Lon, Serine protease 15

All

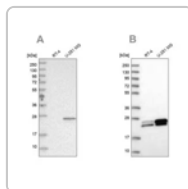
Photos

(25)

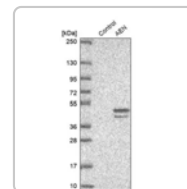
Product No.	Clonality	Application	Species Reactivity	Citations	SDS
<b>ZRB1314</b>	1118, monoclonal recombinant monoclonal	ICC, IHC (p), WB	rat, mouse, human		 



Sigma-Aldrich  
**AMAB91533**  
 Monoclonal  
 Anti-MUC1...



Sigma-Aldrich  
**HPA028118**  
 Anti-GUK1



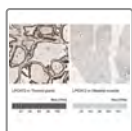
Sigma-Aldrich  
**HPA0485**  
 Anti-AEN  
 antibody.



## Anti-LOR

[All Photos](#) (12)

Product No.	Clonality	Application	Species Reactivity	Citations	SDS
<b>HPA077266</b>	polyclonal	IHC	human		
<b>HPA076123</b>	polyclonal	IHC	human		

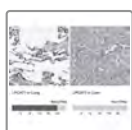


## Anti-LPCAT2 antibody produced in rabbit

**Synonym(s):** Anti-AYTL1 antibody produced in rabbit, Anti-Acyltransferase-like 1, Anti-Lysophosphatidylcholine acyltransferase 2

[All Photos](#) (8)

Product No.	Clonality	Application	Species Reactivity	Citations	SDS
<b>HPA007891</b>	polyclonal	IF, IHC	rat, human	1	

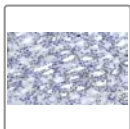


## Anti-LPCAT1 antibody produced in rabbit

**Synonym(s):** Anti-1-Acylglycerophosphocholine O-acyltransferase 1, Anti-AYTL2, Anti-Acyltransferase-like 2, Anti-Lung-type acyl-CoA:lysophosphatidylcholine acyltransferase 1, Anti-Lysophosphatidylcholine acyltransferase 1, Anti-Phosphonoformate immuno-associated protein 3, Anti-1-acylglycerophosphocholine O-acyltransferase 1, Anti-AYTL2 antibody produced in rabbit



[All Photos](#) (14)

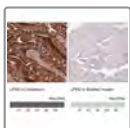
Product No.	Clonality	Application	Species Reactivity	Citations	SDS
<b>HPA022268</b>	polyclonal	IHC	human	5	
<b>HPA012501</b>	polyclonal	IHC, WB	human	3	



## Anti-LPCAT1 Antibody, clone 1H15 ZooMAb® Rabbit Monoclonal

[All Photos](#) (16)


Product No.	Clonality	Application	Species Reactivity	Citations	SDS
<b>ZRB1279</b>	1H15, recombinant monoclonal	FACS, ICC, IHC (p), WB, affinity binding assay	human	 	




## Anti-LPIN2 antibody produced in rabbit

**Synonym(s):** Anti-KIAA0249

[All Photos](#) (4)


Product No.	Clonality	Application	Species Reactivity	Citations	SDS
<b>HPA030550</b>	polyclonal	IF, IHC	human		

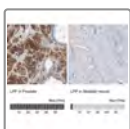


## Anti-LPO antibody produced in rabbit

**Synonym(s):** Anti-FLJ23516, Anti-GRAIL, Anti-H2A/m, Anti-H2AFM, Anti-SPO, Anti-lactoperoxidase

[All Photos](#) (3)


Product No.	Clonality	Application	Species Reactivity	Citations	SDS
<b>HPA028688</b>	polyclonal	IHC	human	7 	





## Anti-LPP antibody produced in rabbit

**Synonym(s):** Anti-LIM domain-containing preferred translocation partner in lipoma, Anti-Lipoma-preferred partner

[All Photos](#) (13)

Product No.	Clonality	Application	Species Reactivity	Citations	SDS
<b>HPA011133</b>	polyclonal	IF, IHC	human	5 	



Product No.	Clonality	Application	Species Reactivity	Citations	SDS
<b>HPA017342</b>	polyclonal	IF, IHC	human, rat, mouse	5	



### Anti-LPXN antibody produced in rabbit

**Synonym(s):** Anti-LDPL, Anti-leupaxin

[All Photos](#) (6)


Product No.	Clonality	Application	Species Reactivity	Citations	SDS
<b>HPA061441</b>	polyclonal	IF	human		
<b>HPA043741</b>	polyclonal	IHC	human		

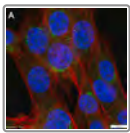


### Anti-LRBA antibody produced in rabbit

**Synonym(s):** Anti-Beige-like protein, Anti-CDC4-like protein, Anti-Lipopolysaccharide-responsive and beige-like anchor protein



[All Photos](#) (4)

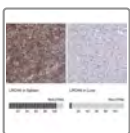
Product No.	Clonality	Application	Species Reactivity	Citations	SDS
<b>HPA023597</b>	polyclonal	IHC	human	19	



### Anti-LRBA Antibody, clone 3H22 ZooMAb<sup>®</sup> Rabbit Monoclonal

[All Photos](#) (8)


Product No.	Clonality	Application	Species Reactivity	Citations	SDS
<b>ZRB1750</b>	3H22, recombinant monoclonal	FACS, ICC, WB	mouse, human		 




### Anti-LRCH4 antibody produced in rabbit

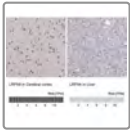
**Synonym(s):** Anti-LRN, Anti-LRRN1, Anti-Leucine-rich repeats and calponin homology (CH) domain containing 4

[All Photos](#) (8)

Product No.	Clonality	Application	Species Reactivity	Citations	SDS
<b>HPA037668</b>	polyclonal	IHC	human		




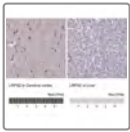
Product No.	Clonality	Application	Species Reactivity	Citations	SDS
<b>HPA037667</b>	polyclonal	IF, IHC	human		



### Anti-LRFN4 antibody produced in rabbit


[All Photos](#) (3)

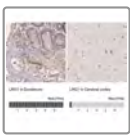
Product No.	Clonality	Application	Species Reactivity	Citations	SDS
<b>HPA077570</b>	polyclonal	IF, IHC	human		



### Anti-LRFN2 antibody produced in rabbit

[All Photos](#) (4)



Product No.	Clonality	Application	Species Reactivity	Citations	SDS
<b>HPA076660</b>	polyclonal	IF, IHC	human		

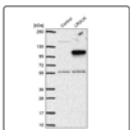


### Anti-LRG1 antibody produced in rabbit

**Synonym(s):** Anti-LRG antibody produced in rabbit, Anti-Leucine-rich  $\alpha$ -2-glycoprotein precursor antibody produced in rabbit

[All Photos](#) (11)



Product No.	Clonality	Application	Species Reactivity	Citations	SDS
<b>HPA001888</b>	polyclonal	IHC	human	7	
<b>HPA001889</b>	polyclonal	IF, IHC	human	3	



### Anti-LRGUK antibody produced in rabbit

**Synonym(s):** Anti-FLJ32786, Anti-leucine-rich repeats and guanylate kinase domain containing

[All Photos](#) (4)

Product No.	Clonality	Application	Species Reactivity	Citations	SDS
<b>HPA029506</b>	polyclonal	IHC	human		
<b>HPA029505</b>	polyclonal	IHC, WB	human		



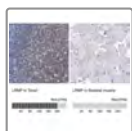
## Anti-LRIG1 antibody produced in rabbit

**Synonym(s):** Anti-DKFZP586O1624, Anti-LIG-1, Anti-LIG1, Anti-leucine-rich repeats and immunoglobulin-like domains 1

All

Photos (6)

Product No.	Clonality	Application	Species Reactivity	Citations	SDS
<b>HPA011846</b>	polyclonal	IF, IHC	human		



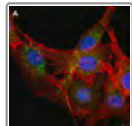
## Anti-LRMP antibody produced in rabbit

**Synonym(s):** Anti-Lymphoid-restricted membrane protein antibody produced in rabbit, Anti-Protein Jaw1 antibody produced in rabbit, Anti-Lymphoid-restricted membrane protein, Anti-Protein Jaw1

All

Photos (15)

Product No.	Clonality	Application	Species Reactivity	Citations	SDS
<b>HPA002967</b>	polyclonal	IHC	human		
<b>HPA018505</b>	polyclonal	IHC	human	4	



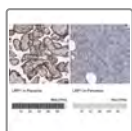
## Anti-LRP1 85kDa subunit Antibody, clone 4G7, ZooMAb<sup>®</sup> Rabbit Monoclonal

**Synonym(s):** A2MR, APOER, Alpha-2-macroglobulin receptor, Apolipoprotein E receptor, CD91, LRP-1 85 kDa subunit, Prolow-density lipoprotein receptor-related protein 1

All

Photos (17)

Product No.	Clonality	Application	Species Reactivity	Citations	SDS
<b>ZRB1311</b>	4G7, monoclonal recombinant monoclonal	FACS, ICC, WB	rat, mouse, human		



## Anti-LRP1 antibody produced in rabbit


**Synonym(s):** A2MR, APR, CD91, LRP

All Photos (6)


Product No.	Clonality	Application	Species Reactivity	Citations	SDS
<b>HPA022903</b>	polyclonal	IHC, WB	human	1	

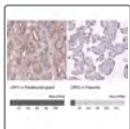


## Anti-LRP6 antibody produced in rabbit



Photos (3)



Product No.	Clonality	Application	Species Reactivity	Citations	SDS
<b>HPA029925</b>	polyclonal	IHC	human	1	

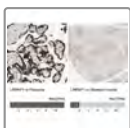


### Anti-LRP2 antibody produced in rabbit

**Synonym(s):** Anti-Glycoprotein 330 antibody produced in rabbit, Anti-Low-density lipoprotein receptor-related protein 2 precursor antibody produced in rabbit, Anti-Megalyn antibody produced in rabbit, Anti-gp330 antibody produced in rabbit, Anti-DBS, Anti-gp330

**All Photos** (11)


Product No.	Clonality	Application	Species Reactivity	Citations	SDS
<b>HPA005980</b>	polyclonal	IHC	human	3	
<b>HPA064792</b>	polyclonal	IHC	human		



### Anti-LRPAP1 antibody produced in rabbit

**Synonym(s):** Anti-Alpha-2- MRAP, Anti-Alpha-2-macroglobulin receptor-associated protein precursor, Anti-Low density lipoprotein receptor-related protein-associated protein 1, Anti-RAP

**All Photos** (15)



Product No.	Clonality	Application	Species Reactivity	Citations	SDS
<b>HPA008001</b>	polyclonal	IF, IHC	human, mouse, rat	4	



### Anti-LRP2BP antibody produced in rabbit

**Synonym(s):** Anti-DKFZp761O0113, Anti-LRP2 binding protein

**All Photos** (12)


Product No.	Clonality	Application	Species Reactivity	Citations	SDS
<b>HPA036665</b>	polyclonal	IHC	human		
<b>HPA036664</b>	polyclonal	IHC	human		



### Anti-LRP5L antibody produced in rabbit

**Synonym(s):** Anti-DKFZp434O0213, Anti-low density lipoprotein receptor-related protein 5-like

**All Photos** (3)



Product No.	Clonality	Application	Species Reactivity	Citations	SDS
<b>HPA028717</b>	polyclonal	IF, IHC	human		

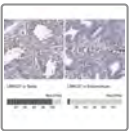


### Anti-LRPPRC antibody produced in rabbit

**Synonym(s):** Anti-GP130, Anti-LRP130, Anti-LSFC, Anti-Leucine-rich PPR-motif containing

[All Photos](#) (14)


Product No.	Clonality	Application	Species Reactivity	Citations	SDS
<b>HPA036409</b>	polyclonal	IF, IHC	human		
<b>HPA036408</b>	polyclonal	IF, IHC	human		

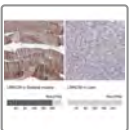


### Anti-LRRC27

**Synonym(s):** KIAA1674

[All Photos](#) (4)


Product No.	Clonality	Application	Species Reactivity	Citations	SDS
<b>HPA067395</b>	polyclonal	IHC, WB	human		



### Anti-LRRC39

**Synonym(s):** MGC14816

[All Photos](#) (3)


Product No.	Clonality	Application	Species Reactivity	Citations	SDS
<b>HPA077159</b>	polyclonal	IHC	human		



### Anti-LRRC46

**Synonym(s):** MGC16309

[All Photos](#) (3)

Product No.	Clonality	Application	Species Reactivity	Citations	SDS
<b>HPA074893</b>	polyclonal	IHC	human		




All


## Anti-LRRC45 antibody produced in rabbit

Photos

(24)

**Synonym(s):** Anti-Leucine-rich repeat-containing protein 45, Anti-APEG1, Anti-BPEG, Anti-KIAA1297, Anti-MGC12676, Anti-MGC20806, Anti-SPEG $\alpha$ , Anti-SPEG $\beta$ , Anti-leucine rich repeat containing 45


Product No.	Clonality	Application	Species Reactivity	Citations	SDS
<a href="#">HPA023382</a>	polyclonal	IHC	human	2	
<a href="#">HPA024768</a>	polyclonal	IHC	human	5	
<a href="#">HPA023372</a>	polyclonal	IF, IHC	human	2	

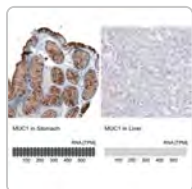


## Anti-LRRC46 antibody produced in rabbit

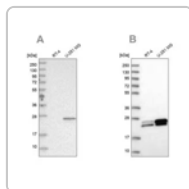
**Synonym(s):** Anti-Leucine-rich repeat-containing protein 46

All Photos (2)

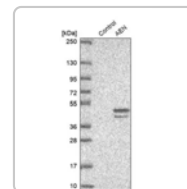
Product No.	Clonality	Application	Species Reactivity	Citations	SDS
<a href="#">HPA021882</a>	polyclonal	IF, IHC (p), WB	human	1	



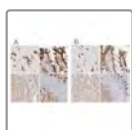
Sigma-Aldrich  
**AMAB91533**  
Monoclonal  
Anti-MUC1...



Sigma-Aldrich  
**HPA028118**  
Anti-GUK1



Sigma-Aldrich  
**HPA0485**  
Anti-AEN  
antibody.

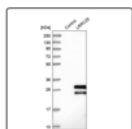


### Anti-LRRRC59 antibody produced in rabbit

**Synonym(s):** Anti-FLJ21675, Anti-PRO1855, Anti-ZNF373, Anti-leucine rich repeat containing 59, Anti-Leucine rich repeat containing 59

**All**  
**Photos** (16)

Product No.	Clonality	Application	Species Reactivity	Citations	SDS
<b>HPA030827</b>	polyclonal	IF, IHC	human, mouse, rat	1	
<b>HPA030829</b>	polyclonal	IF, IHC	human, rat, mouse	1	

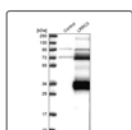


### Anti-LRRRC29 antibody produced in rabbit

**Synonym(s):** Anti-FBL9, Anti-FBXL9, Anti-leucine rich repeat containing 29

**All Photos** (2)

Product No.	Clonality	Application	Species Reactivity	Citations	SDS
<b>HPA034998</b>	polyclonal	IHC	human		

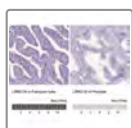


### Anti-LRRRC3 antibody produced in rabbit

**Synonym(s):** Anti-Leucine-rich repeat-containing protein 3 precursor

**All Photos** (2)


Product No.	Clonality	Application	Species Reactivity	Citations	SDS
<b>HPA017975</b>	polyclonal	IHC, WB	human	1	




### Anti-LRRRC18 antibody produced in rabbit

**Synonym(s):** Anti-Leucine rich repeat containing 18, Anti-MGC34773, Anti-UNQ933, Anti-UNQ9338, Anti-VKGE9338

## All Photos (4)


Product No.	Clonality	Application	Species Reactivity	Citations	SDS
<a href="#">HPA039256</a>	polyclonal	IHC	human		

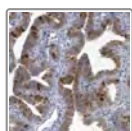


### Anti-LRRC2 antibody produced in rabbit

**Synonym(s):** Anti-Leucine rich repeat containing 2


## All Photos (2)

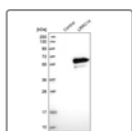
Product No.	Clonality	Application	Species Reactivity	Citations	SDS
<a href="#">HPA039138</a>	polyclonal	IHC	human	3	



### Anti-LRRC6 antibody produced in rabbit

## All Photos (2)


Product No.	Clonality	Application	Species Reactivity	Citations	SDS
<a href="#">HPA028058</a>	polyclonal	IHC	human	1	



### Anti-LRRC14 antibody produced in rabbit

**Synonym(s):** Anti-Leucine-rich repeat-containing protein 14

## All Photos (3)



Product No.	Clonality	Application	Species Reactivity	Citations	SDS
<a href="#">HPA021047</a>	polyclonal	IF, IHC	human	3	

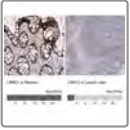


### Anti-LRRC47 antibody produced in rabbit

**Synonym(s):** KIAA1185, RP1-286D6.3, Anti-Leucine-rich repeat-containing protein 47

## All Photos (15)

Product No.	Clonality	Application	Species Reactivity	Citations	SDS
<a href="#">HPA008512</a>	polyclonal	IF, IHC	human, rat, mouse	1	
<a href="#">HPA012018</a>	polyclonal	IHC	human, mouse, rat	1	




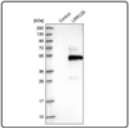
## Anti-LRRC1 antibody produced in rabbit

**Synonym(s):** Anti-FLJ10775, Anti-FLJ11834, Anti-LANO, Anti-dJ523E19.1, Anti-leucine rich repeat containing 1

[All](#)

[Photos](#) (5)


Product No.	Clonality	Application	Species Reactivity	Citations	SDS
<a href="#">HPA031603</a>	polyclonal	IHC	human, rat		




## Anti-LRRC25 antibody produced in rabbit

**Synonym(s):** Anti-AAC2, Anti-FLJ38116, Anti-MAPA, Anti-leucine rich repeat containing 25

[All Photos](#) (2)


Product No.	Clonality	Application	Species Reactivity	Citations	SDS
<a href="#">HPA029459</a>	polyclonal	IHC	human		



## Anti-LRRC61 antibody produced in rabbit

**Synonym(s):** Anti-Leucine-rich repeat-containing protein 61

[All Photos](#) (3)


Product No.	Clonality	Application	Species Reactivity	Citations	SDS
<a href="#">HPA019355</a>	polyclonal	IF, IHC	human	2	




## Anti-LRRC73 antibody produced in rabbit

**Synonym(s):** Anti-C6orf154, Anti-dJ337H4.2

[All Photos](#) (4)

Product No.	Clonality	Application	Species Reactivity	Citations	SDS
<a href="#">HPA046698</a>	polyclonal	IF, IHC	human		




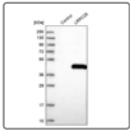
## Anti-LRRC57 antibody produced in rabbit

**Synonym(s):** Anti-Flj36812, Anti-Leucine rich repeat containing 57

[All Photos](#) (3)




Product No.	Clonality	Application	Species Reactivity	Citations	SDS
<a href="#">HPA040894</a>	polyclonal	IF, IHC	human		

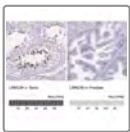


### Anti-LRRC28 antibody produced in rabbit

**Synonym(s):** Anti-FLJ34269, Anti-FLJ45242, Anti-MGC24976, Anti-leucine rich repeat containing 28

[All Photos](#) (2)


Product No.	Clonality	Application	Species Reactivity	Citations	SDS
<a href="#">HPA040784</a>	polyclonal	IHC	human		

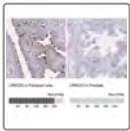


### Anti-LRRC36 antibody produced in rabbit

**Synonym(s):** Anti-FLJ11004

[All Photos](#) (3)



Product No.	Clonality	Application	Species Reactivity	Citations	SDS
<a href="#">HPA058479</a>	polyclonal	IHC	human		




### Anti-LRRC23 antibody produced in rabbit

**Synonym(s):** Anti-B7, Anti-LRPB7, Anti-Leucine rich repeat containing 23


[All Photos](#) (7)

Product No.	Clonality	Application	Species Reactivity	Citations	SDS
<a href="#">HPA057533</a>	polyclonal	IF, IHC	human		
<a href="#">HPA037766</a>	polyclonal	IF, IHC	human	2	



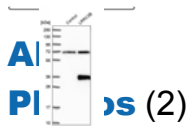
### Anti-LRRC75A antibody produced in rabbit

[All Photos](#) (2)

Product No.	Clonality	Application	Species Reactivity	Citations	SDS
<a href="#">HPA028528</a>	polyclonal	IHC, WB	human		



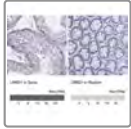
### Anti-LRRC3B antibody produced in rabbit



**Synonym(s):** Anti-Leucine-rich repeat protein LRP15, Anti-Leucine-rich repeat-containing protein 3B precursor

PI (2)


Product No.	Clonality	Application	Species Reactivity	Citations	SDS
<b>HPA015568</b>	polyclonal	IHC	human	5	



### Anti-LRRD1 antibody produced in rabbit

**All Photos** (3)

Product No.	Clonality	Application	Species Reactivity	Citations	SDS
<b>HPA079440</b>	polyclonal	IF, IHC	human		

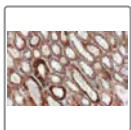


### Anti-LRRK2 (C-terminal region) antibody produced in rabbit

**Synonym(s):** Anti-AURA17, Anti-Dardarin, Anti-Leucine-rich repeat protein kinase 2, Anti-PARK8, Anti-RIPK7, Anti-ROCO2

**All Photos** (3)


Product No.	Clonality	Application	Species Reactivity	Citations	SDS
<b>L9918</b>	polyclonal	WB	rat, mouse, human	8	



### Anti-LRRK2/PARK8 Antibody, clone 1C17 ZooMAb<sup>®</sup> Rabbit Monoclonal

**All Photos** (14)


Product No.	Clonality	Application	Species Reactivity	Citations	SDS
<b>ZRB2030</b>	1C17, recombinant monoclonal	ICC, IHC, WB, affinity binding assay	mouse, human		




### Anti-LRRN2 antibody produced in rabbit

**Synonym(s):** Anti-FIGLER7, Anti-GAC1, Anti-LRANK1, Anti-LRRN5, Anti-leucine rich repeat neuronal 2

**All Photos** (2)


Product No.	Clonality	Application	Species Reactivity	Citations	SDS
<a href="#">HPA029124</a>	polyclonal	IHC	human	1	

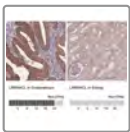


### Anti-LRRN1 antibody produced in rabbit

**Synonym(s):** Anti-Leucine-rich repeat neuronal protein 1 precursor, Anti-NLRR-1, Anti-Neuronal leucine-rich repeat protein 1

[All Photos](#) (4)


Product No.	Clonality	Application	Species Reactivity	Citations	SDS
<a href="#">HPA011071</a>	polyclonal	IHC, WB	human	3	

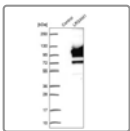


### Anti-LRRN4CL antibody produced in rabbit

**Synonym(s):** Anti-LRRN4 C-terminal like

[All Photos](#) (5)


Product No.	Clonality	Application	Species Reactivity	Citations	SDS
<a href="#">HPA050317</a>	polyclonal	IF, IHC, WB	human		



### Anti-LRSAM1 antibody produced in rabbit

**Synonym(s):** Anti-E3 ubiquitin-protein ligase LRSAM1, Anti-Leucine-rich repeat and sterile alpha motif-containing protein 1, Anti-Tsg101-associated ligase, Anti-hTAL


[All Photos](#) (2)

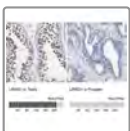
Product No.	Clonality	Application	Species Reactivity	Citations	SDS
<a href="#">HPA021403</a>	polyclonal	IHC, WB	human	5	



### Anti-LRTOMT antibody produced in rabbit

[All Photos](#) (3)


Product No.	Clonality	Application	Species Reactivity	Citations	SDS
<a href="#">HPA039949</a>	polyclonal	IF, IHC	human		

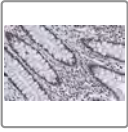


### Anti-LRWD1 antibody produced in rabbit

**Synonym(s):** Anti-Leucine-rich repeat and WD repeat-containing protein 1



## All Photos (4)

Product No.	Clonality	Application	Species Reactivity	Citations	SDS
<b>HPA021320</b>	polyclonal	IF, IHC	human	6	





### **Anti-LSD1 Antibody, clone 108 ZooMAb<sup>®</sup> Rabbit Monoclonal**


## All Photos (11)

Product No.	Clonality	Application	Species Reactivity	Citations	SDS
<b>ZRB1851</b>	108, recombinant monoclonal	ICC, IHC (p), WB, affinity binding assay	human		 

## All Photos (6) **Anti-LSG1 antibody produced in rabbit**

**Synonym(s):** Anti-FLJ11301, Anti-Large subunit GTPase 1 homolog (*S. cerevisiae*)


Product No.	Clonality	Application	Species Reactivity	Citations	SDS
<b>HPA037705</b>	polyclonal	IHC	human		
<b>HPA037704</b>	polyclonal	IF, IHC	mouse, rat, human	1	

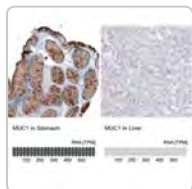


## **Anti-LSM10 antibody produced in rabbit**

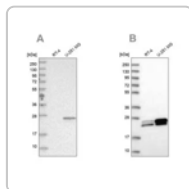
**Synonym(s):** Anti-LSM10, U7 small nuclear RNA associated, Anti-MGC15749

## All Photos (2)

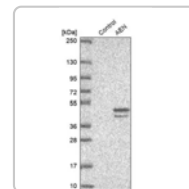
Product No.	Clonality	Application	Species Reactivity	Citations	SDS
<b>HPA048469</b>	polyclonal	IF, IHC (p), WB	human	1	



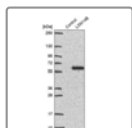
Sigma-Aldrich  
**AMAB91533**  
Monoclonal  
Anti-MUC1...



Sigma-Aldrich  
**HPA028118**  
Anti-GUK1



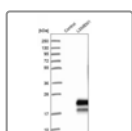
Sigma-Aldrich  
**HPA0485**  
Anti-AEN  
antibody.



## Anti-LSM14B antibody produced in rabbit

[All Photos](#) (6)

Product No.	Clonality	Application	Species Reactivity	Citations	SDS
<a href="#">HPA061189</a>	polyclonal	IF, IHC	human	1	



## Anti-LSMEM1 antibody produced in rabbit

**Synonym(s):** Anti-C7orf53, Anti-Coiled-coil domain-containing transmembrane protein C7orf53

[All Photos](#) (3)

Product No.	Clonality	Application	Species Reactivity	Citations	SDS
<a href="#">HPA013753</a>	polyclonal	IF, IHC	human	1	



## Anti-LSP1 antibody produced in rabbit

**Synonym(s):** Anti-47 kDa actin-binding protein, Anti-52 kDa phosphoprotein, Anti-Lymphocyte-specific antigen WP34, Anti-Lymphocyte-specific protein 1, Anti-Protein pp52

[All Photos](#) (4)

Product No.	Clonality	Application	Species Reactivity	Citations	SDS
<a href="#">HPA019693</a>	polyclonal	IHC	human	4	




## Anti-LSR antibody produced in rabbit

**Synonym(s):** Anti-Lipolysis-stimulated lipoprotein receptor antibody produced in rabbit

[All Photos](#) (9)


Product No.	Clonality	Application	Species Reactivity	Citations	SDS
<a href="#">HPA007270</a>	polyclonal	IF, IHC	human	3	

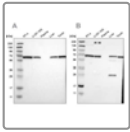


## Anti-LTA antibody produced in rabbit

**Synonym(s):** Anti-LT $\alpha$ , Anti-Lymphotoxin- $\alpha$ , Anti-Tumor necrosis factor ligand superfamily member 1

[All Photos](#) (2)



Product No.	Clonality	Application	Species Reactivity	Citations	SDS
<b>HPA007729</b>	polyclonal	IHC	human	7	



### Anti-LTA4H antibody produced in rabbit

**Synonym(s):** Anti-LTA-4 hydrolase, Anti-Leukotriene A(4), Anti-Leukotriene A-4 hydrolase

[All Photos](#) (5)


Product No.	Clonality	Application	Species Reactivity	Citations	SDS
<b>HPA008399</b>	polyclonal	IHC	human	4	
<b>HPA017017</b>	polyclonal	IF, IHC	human	3	

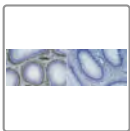


### Anti-LTBP2 antibody produced in rabbit

**Synonym(s):** Anti-LTBP-2 antibody produced in rabbit, Anti-Latent-transforming growth factor  $\beta$ -binding protein 2 precursor antibody produced in rabbit




[All Photos](#) (5)

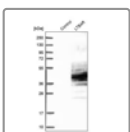
Product No.	Clonality	Application	Species Reactivity	Citations	SDS
<b>HPA003415</b>	polyclonal	IF, IHC	human	4	



### Anti-LTBP4 Antibody, clone 2M8 ZooMAb<sup>®</sup> Rabbit Monoclonal

[All Photos](#) (8)


Product No.	Clonality	Application	Species Reactivity	Citations	SDS
<b>ZRB2489</b>	recombinant monoclonal	ICC, IHC, WB, affinity binding assay	mouse, human		  

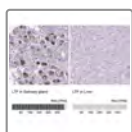


### Anti-LTB4R antibody produced in rabbit

**Synonym(s):** Anti-C14orf21, Anti-Uncharacterized protein C14orf21

[All Photos](#) (2)



Product No.	Clonality	Application	Species Reactivity	Citations	SDS
<b>HPA003873</b>	polyclonal	IHC	human	2	

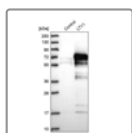


### Anti-LTF antibody produced in rabbit

**Synonym(s):** Anti-HLF2

[All Photos](#) (10)



Product No.	Clonality	Application	Species Reactivity	Citations	SDS
<b>HPA057177</b>	polyclonal	IHC	human		
<b>HPA059976</b>	polyclonal	IHC	human	1	



### Anti-LTV1 antibody produced in rabbit

**Synonym(s):** Anti-C6orf93, Anti-FLJ14909, Anti-LTV1 homolog (S. cerevisiae), Anti-dJ468K18.4



[All Photos](#) (9)

Product No.	Clonality	Application	Species Reactivity	Citations	SDS
<b>HPA030160</b>	polyclonal	IF, IHC	human		
<b>HPA030161</b>	polyclonal	IHC	human		



### Anti-Lubricin/PRG4 Antibody, clone 1C20 ZooMAb<sup>®</sup> Rabbit Monoclonal

[All Photos](#) (8)



Product No.	Clonality	Application	Species Reactivity	Citations	SDS
<b>ZRB1643</b>	1C20, recombinant monoclonal	IHC (p), WB, affinity binding assay	mouse, human		 






## Anti-Lubricin/PRG4 Antibody, clone 9G3 ZooMAb<sup>®</sup> Mouse Monoclonal


**All Photos** (10)

Product No.	Clonality	Application	Species Reactivity	Citations	SDS
<b>ZMS1077</b>	9G3, recombinant monoclonal	IF, IHC (p), WB	human	 	



## Anti-Luciferase antibody, Mouse monoclonal

**All Photos** (3)




Product No.	Clonality	Application	Species Reactivity	Citations	SDS
<b>L2164</b>	LUC-1, monoclonal	ICC, WB		27	

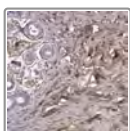


## Anti-LUC7L3 antibody produced in rabbit

**Synonym(s):** Anti-AC005921.3-1 antibody produced in rabbit, Anti-CRE-associated protein 1, Anti-CREAP-1, Anti-Cisplatin resistance-associated overexpressed protein, Anti-Luc7A, Anti-Okadaic acid-inducible phosphoprotein OA48-18, Anti-cAMP regulatory element-associated protein

**All Photos** (20)<sup>1</sup>


Product No.	Clonality	Application	Species Reactivity	Citations	SDS
<b>HPA018475</b>	polyclonal	IF, IHC	human	6	
<b>HPA018484</b>	polyclonal	IF, IHC	rat, mouse, human	6	
<b>HPA020017</b>	polyclonal	IHC	rat, human, mouse	5	

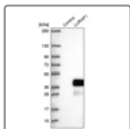


## Anti-LUM antibody produced in rabbit

**Synonym(s):** Anti-KSPG lumican antibody produced in rabbit, Anti-Keratan sulfate proteoglycan lumican antibody produced in rabbit, Anti-Lumican precursor antibody produced in rabbit

**All Photos** (3)

Product No.	Clonality	Application	Species Reactivity	Citations	SDS
<b>HPA001522</b>	polyclonal	IHC	human	4	




## Anti-LURAP1 antibody produced in rabbit

**Synonym(s):** Anti-C1orf190, Anti-FLJ25163, Anti-LRAP35a

[All Photos](#) (6)

Product No.	Clonality	Application	Species Reactivity	Citations	SDS
<a href="#">HPA030060</a>	polyclonal	IF, IHC	human		
<a href="#">HPA030061</a>	polyclonal	IF, IHC	human		



## Anti-LURAP1L antibody produced in rabbit

**Synonym(s):** Anti-C9orf150, Anti-FLJ38505, Anti-MGC46502, Anti-bA3L8.2

[All Photos](#) (3)

Product No.	Clonality	Application	Species Reactivity	Citations	SDS
<a href="#">HPA024407</a>	polyclonal	IF, IHC, WB	human		

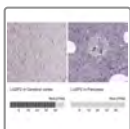


## Anti-LUZP4 antibody produced in rabbit

**Synonym(s):** Anti-CT-8, Anti-CT28, Anti-HOM-TES-85, Anti-Leucine Zipper Protein 4

[All Photos](#) (12)

Product No.	Clonality	Application	Species Reactivity	Citations	SDS
<a href="#">HPA046436</a>	polyclonal	IHC	human	1	
<a href="#">HPA051999</a>	polyclonal	IHC	human		



## Anti-LUZP2 antibody produced in rabbit

**Synonym(s):** Anti-leucine zipper protein 2

[All Photos](#) (4)

Product No.	Clonality	Application	Species Reactivity	Citations	SDS
<a href="#">HPA046161</a>	polyclonal	IHC	human		




## Anti-LVRN antibody produced in rabbit

**Synonym(s):** Anti-APQ, Anti-AQPEP, Anti-FLJ90650, Anti-TAQPEP

[All Photos \(4\)](#)

Product No.	Clonality	Application	Species Reactivity	Citations	SDS
<b>HPA053254</b>	polyclonal	IHC	human	6	




## Anti-LXN antibody produced in rabbit

**Synonym(s):** Anti-Endogenous carboxypeptidase inhibitor, Anti-Latexin, Anti-MUM, Anti-TCI, Anti-Tissue carboxypeptidase inhibitor

[All Photos \(5\)](#)

Product No.	Clonality	Application	Species Reactivity	Citations	SDS
<b>HPA014179</b>	polyclonal	IF, IHC	rat, mouse, human	3	




## Anti-LXR $\alpha$ (N-terminal) antibody produced in rabbit

**Synonym(s):** Anti-LX receptor, alpha, Anti-LXR-a, Anti-LXRA, Anti-Liver X receptor a, Anti-NR1H3, nuclear receptor subfamily 1 group H, member 3, Anti-RLD-1

[All Photos \(2\)](#)

Product No.	Clonality	Application	Species Reactivity	Citations	SDS
<b>L5044</b>	polyclonal	WB	human	7	



## Anti-Ly-6C1 Antibody, clone 2H5 ZooMAb<sup>®</sup> Rabbit Monoclonal

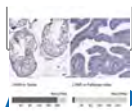
**Synonym(s):** Anti-TGF  $\beta$  receptor 1 Antibody, clone 4H18 ZooMAb<sup>®</sup> Rabbit Monoclonal

[All Photos \(8\)](#)


Product No.	Clonality	Application	Species Reactivity	Citations	SDS
<b>ZRB2454</b>	2H5, recombinant monoclonal	FACS, ICC, IHC, WB, affinity binding assay	mouse		



## Anti-LYAR antibody produced in rabbit



tos (5)



Product No.	Clonality	Application	Species Reactivity	Citations	SDS
<b>HPA035881</b>	polyclonal	IF, IHC	human	2	

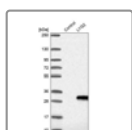


### Anti-LY6D antibody produced in rabbit

**Synonym(s):** Anti-E48 antigen, Anti-Ly-6D, Anti-Lymphocyte antigen 6D

**All Photos** (14)


Product No.	Clonality	Application	Species Reactivity	Citations	SDS
<b>HPA064317</b>	polyclonal	IHC	human		
<b>HPA024755</b>	polyclonal	IHC	human	7	



### Anti-LYG2 antibody produced in rabbit

**Synonym(s):** Anti-Lygh, Anti-Lysozyme g-like 2

**All Photos** (2)


Product No.	Clonality	Application	Species Reactivity	Citations	SDS
<b>HPA039179</b>	polyclonal	IHC	human	1	



### Anti-LY6K antibody produced in rabbit


**Synonym(s):** Anti-Ly-6K, Anti-Lymphocyte antigen 6K

**All Photos** (5)

Product No.	Clonality	Application	Species Reactivity	Citations	SDS
<b>HPA017770</b>	polyclonal	IHC	human	1	

## All Photos (5) **Anti-LYN antibody produced in rabbit**



**Synonym(s):** Anti-Tyrosine-protein kinase Lyn antibody produced in rabbit

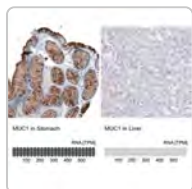
Product No.	Clonality	Application	Species Reactivity	Citations	SDS
<b>HPA001231</b>	polyclonal	IHC	rat, human, mouse	8	



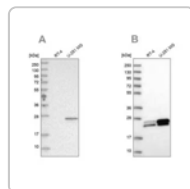
### **Anti-Lyn Antibody, clone 1E23 ZooMAb® Rabbit Monoclonal**

## All Photos (10)

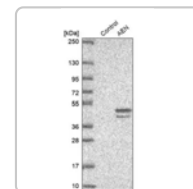
Product No.	Clonality	Application	Species Reactivity	Citations	SDS
<b>ZRB2375</b>	1E23, recombinant monoclonal	IHC, WB, affinity binding assay	mouse, human		 



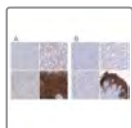
Sigma-Aldrich  
**AMAB91533**  
Monoclonal  
Anti-MUC1...



Sigma-Aldrich  
**HPA028118**  
Anti-GUK1



Sigma-Aldrich  
**HPA0485**  
Anti-AEN  
antibody.

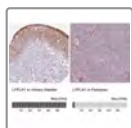


## Anti-LYPD3 antibody produced in rabbit

**Synonym(s):** Anti-C4.4A

[All Photos](#) (12)

Product No.	Clonality	Application	Species Reactivity	Citations	SDS
<a href="#">HPA041529</a>	polyclonal	IHC	human	1	
<a href="#">HPA041797</a>	polyclonal	IHC	human		

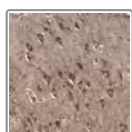


## Anti-LYPLA1 antibody produced in rabbit

**Synonym(s):** Anti-LPL1, Anti-lysophospholipase I

[All Photos](#) (3)

Product No.	Clonality	Application	Species Reactivity	Citations	SDS
<a href="#">HPA050941</a>	polyclonal	IHC	human		




## Anti-LYRM4 antibody produced in rabbit

**Synonym(s):** Anti-C6orf149, Anti-CGI-203, Anti-ISD11, Anti-LYR motif containing 4

[All Photos](#) (3)

Product No.	Clonality	Application	Species Reactivity	Citations	SDS
<a href="#">HPA030362</a>	polyclonal	IF, IHC	human	1	

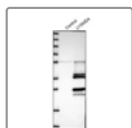


## Anti-LYSMD1 antibody produced in rabbit

**Synonym(s):** Anti-LysM, putative peptidoglycan-binding, domain containing 1, Anti-MGC35223, Anti-RP11-68118.5, Anti-SB145

[All Photos](#) (6)


Product No.	Clonality	Application	Species Reactivity	Citations	SDS
<a href="#">HPA028055</a>	polyclonal	IF, IHC	human		




## Anti-LYSMD4 antibody produced in rabbit

**Synonym(s):** Anti-FLJ33008, Anti-LysM, putative peptidoglycan-binding, domain containing 4




[All Photos](#) (3)

Product No.	Clonality	Application	Species Reactivity	Citations	SDS
<b>HPA029152</b>	polyclonal	IF, IHC	human		



## Anti-Lysozyme C Antibody, clone 1K16 ZooMAb<sup>®</sup> Rabbit Monoclonal

**All Photos** (7)


Product No.	Clonality	Application	Species Reactivity	Citations	SDS
<b>ZRB2713</b>	recombinant monoclonal	FACS, ICC, IHC, WB, affinity binding assay	human		  



## Anti-Lysyl Oxidase (C-terminal) antibody produced in rabbit

**Synonym(s):** Anti-LOX, Anti-Protein lysine 6-oxidase

**All Photos** (7)


Product No.	Clonality	Application	Species Reactivity	Citations	SDS
<b>L4669</b>	polyclonal	WB	human	14	

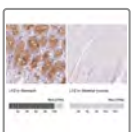


## Anti-Lysyl Oxidase antibody produced in rabbit

**Synonym(s):** Anti-LOX, Anti-Protein lysine 6-oxidase


**All Photos** (3)


Product No.	Clonality	Application	Species Reactivity	Citations	SDS
<b>L4794</b>	polyclonal	WB	human	6	



## Anti-LYZ antibody produced in rabbit

**All Photos** (6)

Product No.	Clonality	Application	Species Reactivity	Citations	SDS
<b>HPA048284</b>	polyclonal	IHC	human	1	

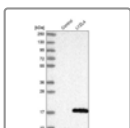


## Anti-LYZL6 antibody produced in rabbit

**Synonym(s):** Anti-Lysozyme-like protein 6

[All Photos](#) (2)

Product No.	Clonality	Application	Species Reactivity	Citations	SDS
<a href="#">HPA025734</a>	polyclonal	IHC	human	2	




## Anti-LYZL4 antibody produced in rabbit

**Synonym(s):** Anti-LYC4, Anti-Lysozyme-like 4, Anti-MGC26768

[All Photos](#) (2)

Product No.	Clonality	Application	Species Reactivity	Citations	SDS
<a href="#">HPA038806</a>	polyclonal	IHC	human		

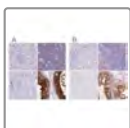


## Anti-LZIC antibody produced in rabbit

**Synonym(s):** Anti-MGC15436, Anti-leucine zipper and CTNNBIP1 domain containing

[All Photos](#) (2)

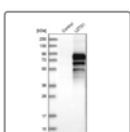
Product No.	Clonality	Application	Species Reactivity	Citations	SDS
<a href="#">HPA028184</a>	polyclonal	IHC	human		



## Anti-LZTFL1 antibody produced in rabbit

[All Photos](#) (14)

Product No.	Clonality	Application	Species Reactivity	Citations	SDS
<a href="#">HPA048447</a>	polyclonal	IHC	human		
<a href="#">HPA043466</a>	polyclonal	IF, IHC	human	1	





## Anti-LZTS1 antibody produced in rabbit

**Synonym(s):** Anti-F37/esophageal cancer-related gene-coding leucine-zipper motif antibody produced in rabbit, Anti-Fez1 antibody produced in rabbit, Anti-Leucine zipper putative tumor suppressor 1 antibody produced in rabbit

[All Photos](#) (3)




Product No.	Clonality	Application	Species Reactivity	Citations	SDS
<b>HPA006294</b>	polyclonal	IF, IHC	human	4	




### Anti-MACC1 antibody produced in rabbit

**Synonym(s):** Anti-SH3 domain-containing protein 7a5



[All Photos](#) (1)

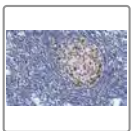
Product No.	Clonality	Application	Species Reactivity	Citations	SDS
<b>HPA020081</b>	polyclonal		human	8	



### Anti-Macrosialin/CD68 Antibody, clone 2L16 ZooMAb<sup>®</sup> Rabbit Monoclonal



[All Photos](#) (9)

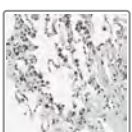
Product No.	Clonality	Application	Species Reactivity	Citations	SDS
<b>ZRB1427</b>	2L16, recombinant monoclonal	ELISA, IHC (p), WB, affinity binding assay	human		 



### Anti-MAD2L1 Antibody, clone 1E9 ZooMAb<sup>®</sup> Rabbit Monoclonal

[All Photos](#) (8)


Product No.	Clonality	Application	Species Reactivity	Citations	SDS
<b>ZRB1995</b>	1E9, recombinant monoclonal	IHC, WB, affinity binding assay	human, rat		 

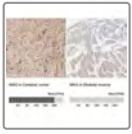


### Anti-MAFB antibody produced in rabbit

**Synonym(s):** Anti-Transcription factor MafB, Anti-V-maf musculoaponeurotic fibrosarcoma oncogene homolog B

[All Photos](#) (6)


Product No.	Clonality	Application	Species Reactivity	Citations	SDS
<b>HPA005653</b>	polyclonal	IF, IHC	human	22	




### Anti-MAG antibody produced in rabbit

**Synonym(s):** Anti-Myelin-associated glycoprotein precursor, Anti-Siglec-4a



[All Photos](#) (5)


Product No.	Clonality	Application	Species Reactivity	Citations	SDS
<b>HPA012499</b>	polyclonal	IHC	human	1	



### Anti-MAG Antibody, clone 116 ZooMAb<sup>®</sup> Rabbit Monoclonal

[All Photos](#) (11)



Product No.	Clonality	Application	Species Reactivity	Citations	SDS
<b>ZRB1269</b>	116, recombinant monoclonal	ICC, IHC (p), WB, affinity binding assay	rat, human, mouse		 

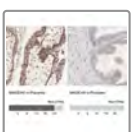


### Anti-MAG Antibody, clone 513 ZooMAb<sup>®</sup> Mouse Monoclonal

**Synonym(s):** Myelin-associated glycoprotein, Siglec-4a

[All Photos](#) (16)


Product No.	Clonality	Application	Species Reactivity	Citations	SDS
<b>ZMS1035</b>	513, recombinant monoclonal monoclonal	ICC, IF, IHC (p), WB	rat, mouse		 

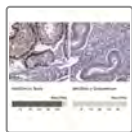


### Anti-MAGEA8 antibody produced in rabbit

**Synonym(s):** Anti-CT1.8, Anti-MAGE8, Anti-MGC2182, Anti-Melanoma antigen Family A, 8

[All Photos](#) (3)


Product No.	Clonality	Application	Species Reactivity	Citations	SDS
<a href="#">HPA003998</a>	polyclonal	IHC	human	2	

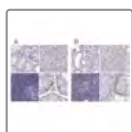


### Anti-MAGEA4 antibody produced in rabbit

**Synonym(s):** Anti-CT1.4, Anti-Cancer/testis antigen 1.4, Anti-MAGE-4 antigen, Anti-MAGE-41 antigen, Anti-MAGE-X2 antigen, Anti-Melanoma-associated antigen 4

[All Photos](#) (6)



Product No.	Clonality	Application	Species Reactivity	Citations	SDS
<a href="#">HPA021942</a>	polyclonal	IF, IHC	human	5	

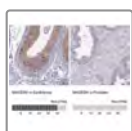


### Anti-MAGEB2

**Synonym(s):** CT3.2, DAM6, MAGE-XP-2, MGC26438

[All Photos](#) (14)


Product No.	Clonality	Application	Species Reactivity	Citations	SDS
<a href="#">HPA075519</a>	polyclonal	IHC	human		
<a href="#">HPA074544</a>	polyclonal	IHC	human	1	



### Anti-MAGEB4 antibody produced in rabbit

**Synonym(s):** Anti-CT3.6, Anti-MGC33144, Anti-melanoma antigen family B, 4

[All Photos](#) (3)



Product No.	Clonality	Application	Species Reactivity	Citations	SDS
<a href="#">HPA030456</a>	polyclonal	IHC	human		

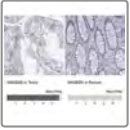


### ANTI-MAGEB1 antibody produced in rabbit

**Synonym(s):** Anti-CT3.1, Anti-Cancer/testis antigen 3.1, Anti-DAM10, Anti-DSS-AHC critical interval MAGE superfamily 10, Anti-MAGE-B1 antigen, Anti-MAGE-XP antigen, Anti-MAGEB1, Anti-MAGEB4, Anti-Melanoma-associated antigen B1


[All Photos](#) (12)

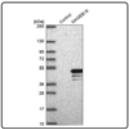
Product No.	Clonality	Application	Species Reactivity	Citations	SDS
<a href="#">HPA002820</a>	polyclonal	IHC	human	3	
<a href="#">HPA001193</a>	polyclonal	IHC	human	3	



## Anti-MAGEB6 antibody produced in rabbit

[All Photos](#) (3)


Product No.	Clonality	Application	Species Reactivity	Citations	SDS
<a href="#">HPA076711</a>	polyclonal	IF, IHC	human		



## Anti-MAGEB18 antibody produced in rabbit

**Synonym(s):** Anti-MGC33889, Anti-melanoma antigen family B, 18

[All Photos](#) (2)


Product No.	Clonality	Application	Species Reactivity	Citations	SDS
<a href="#">HPA046141</a>	polyclonal	IHC	human		

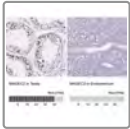
All

Photos (4)

### Anti-MAGEC1 antibody produced in rabbit

**Synonym(s):** Anti-CT71, Anti-Cancer/testis antigen 71, Anti-MAGE-C1 antigen, Anti-Melanoma-associated antigen C1


Product No.	Clonality	Application	Species Reactivity	Citations	SDS
<a href="#">HPA004622</a>	polyclonal	IHC, WB	human	3	

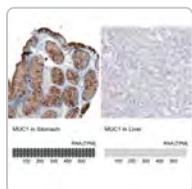


### Anti-MAGEC2 antibody produced in rabbit

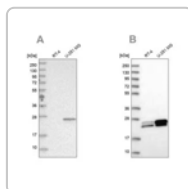
**Synonym(s):** Anti-CT10, Anti-MAGE-C2, Anti-MAGEE1

All Photos (4)

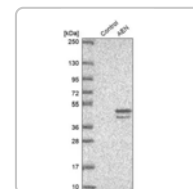
Product No.	Clonality	Application	Species Reactivity	Citations	SDS
<a href="#">HPA062230</a>	polyclonal	IF, IHC	human	2	



Sigma-Aldrich  
**AMAB91533**  
Monoclonal  
Anti-MUC1...



Sigma-Aldrich  
**HPA028118**  
Anti-GUK1

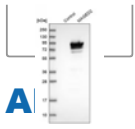


Sigma-Aldrich  
**HPA0485**  
Anti-AEN  
antibody.

--	--	--




**Anti-MAGED2 antibody produced in rabbit**



**Synonym(s):** Anti-11B6, Anti-BCG1, Anti-HCA10, Anti-JCL-1, Anti-MAGE-D2, Anti-MAGED, Anti-MGC8386, Anti-melanoma antigen family D, 2

**Photos** (3)

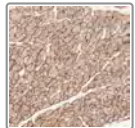
Product No.	Clonality	Application	Species Reactivity	Citations	SDS
<a href="#">HPA031573</a>	polyclonal	IF, IHC	human	2	



### Anti-MAGED1 antibody produced in rabbit

**All Photos** (2)

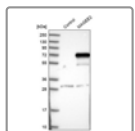
Product No.	Clonality	Application	Species Reactivity	Citations	SDS
<a href="#">HPA043645</a>	polyclonal	IF	human		



### Anti-MAGED4B antibody produced in rabbit

**All Photos** (1)

Product No.	Clonality	Application	Species Reactivity	Citations	SDS
<a href="#">HPA003554</a>	polyclonal	IHC	human	5	




### Anti-MAGEE2 antibody produced in rabbit

**Synonym(s):** Anti-HCA3, Anti-melanoma antigen family E, 2

**All Photos** (2)

Product No.	Clonality	Application	Species Reactivity	Citations	SDS
<a href="#">HPA030625</a>	polyclonal	IHC	human		



### Anti-MAGEF1 antibody produced in rabbit

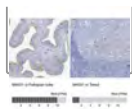
**Synonym(s):** Anti-melanoma antigen family F, 1

**All Photos** (2)

Product No.	Clonality	Application	Species Reactivity	Citations	SDS
<a href="#">HPA046899</a>	polyclonal	IHC	human		



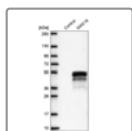
### Anti-MAGI1 antibody produced in rabbit



**Synonym(s):** Anti-AIP3, Anti-BAIAP1, Anti-BAP1, Anti-MAGI-1, Anti-TNRC19, Anti-WWP3, Anti-membrane associated guanylate kinase, WW and PDZ domain containing 1

**Photos** (3)

Product No.	Clonality	Application	Species Reactivity	Citations	SDS
<b>HPA031853</b>	polyclonal	IHC	human	1	



**Anti-MAK16 antibody produced in rabbit**

**Synonym(s):** Anti-MAK16 homolog (S. cerevisiae), Anti-MAK16L, Anti-RBM13

**All Photos** (3)

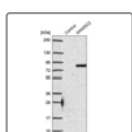
Product No.	Clonality	Application	Species Reactivity	Citations	SDS
<b>HPA050574</b>	polyclonal	IF, IHC, WB	human	1	



**Anti-MAL2 Antibody, clone 1K18 ZooMAb® Rabbit Monoclonal**

**All Photos** (7)

Product No.	Clonality	Application	Species Reactivity	Citations	SDS
<b>ZRB2741</b>	recombinant monoclonal	ICC, IHC, WB, affinity binding assay	human		

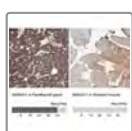


**Anti-MAMDC2 antibody produced in rabbit**

**Synonym(s):** Anti-MAM domain-containing protein 2, Anti-MAM domain-containing proteoglycan, Anti-Mamcan

**All Photos** (8)

Product No.	Clonality	Application	Species Reactivity	Citations	SDS
<b>HPA021814</b>	polyclonal	IHC	human	3	
<b>HPA022249</b>	polyclonal	IF, IHC	human	2	




**Anti-MAN2A1 antibody produced in rabbit**

**All****Photos**

(3)


**Synonym(s):** Anti-Alpha-mannosidase 2, Anti-Alpha-mannosidase II, Anti-Golgi alpha-mannosidase II, Anti-MAN II, Anti-Mannosidase alpha class 2A member 1, Anti-Mannosyl-oligosaccharide 1,3-1,6-alpha-mannosidase

Product No.	Clonality	Application	Species Reactivity	Citations	SDS
<b>HPA026896</b>	polyclonal	IHC	human	2	

**Anti-MAN1A2 antibody produced in rabbit**

**Synonym(s):** Anti-MAN1B, Anti-Mannosidase,  $\alpha$ , class 1A, member 2



**All Photos** (7)

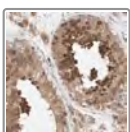
Product No.	Clonality	Application	Species Reactivity	Citations	SDS
<b>HPA034559</b>	polyclonal	IF, IHC	human	2	

**Anti-MANEA antibody produced in rabbit**

**Synonym(s):** Anti-Endo- $\alpha$  mannosidase, Anti-Endomannosidase, Anti-Glycoprotein endo- $\alpha$ -1,2-mannosidase, Anti-Mandaselin, Anti-hEndo


**All****Photos** (11)

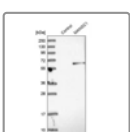
Product No.	Clonality	Application	Species Reactivity	Citations	SDS
<b>HPA011046</b>	polyclonal	IF, IHC	human	5	
<b>HPA011069</b>	polyclonal	IHC	human	4	

**Anti-MANF antibody produced in rabbit**

**Synonym(s):** Anti-ARMET, Anti-Arginine-rich protein, Anti-MANF, Anti-Mesencephalic astrocyte-derived neurotrophic factor, Anti-Protein ARMET precursor

**All****Photos** (6)


Product No.	Clonality	Application	Species Reactivity	Citations	SDS
<b>HPA011175</b>	polyclonal	IF, IHC	human	4	


**Anti-MANSC1 antibody produced in rabbit**

**Synonym(s):** Anti-MANSC domain-containing protein 1 precursor antibody produced in rabbit

**All Photos** (3)




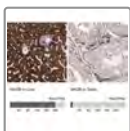
Product No.	Clonality	Application	Species Reactivity	Citations	SDS
<a href="#">HPA007956</a>	polyclonal	IF, IHC	human	2	



### Anti-MAOA antibody produced in rabbit

[All Photos](#) (7)


Product No.	Clonality	Application	Species Reactivity	Citations	SDS
<a href="#">HPA059299</a>	polyclonal	IF, IHC	human	6	



### Anti-MAOB antibody produced in rabbit

**Synonym(s):** Anti-Amine oxidase [flavin-containing] B, Anti-MAO-B, Anti-Monoamine oxidase type B

[All Photos](#) (6)


Product No.	Clonality	Application	Species Reactivity	Citations	SDS
<a href="#">HPA002328</a>	polyclonal	IHC	mouse, human, rat	9	




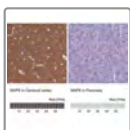
### Anti-MAP2 antibody produced in rabbit

**Synonym(s):** MAP2A, MAP2B, MAP2C, Anti-MAP 2, Anti-MAP-2, Anti-Microtubule-associated protein 2

[All Photos](#) (16)

Product No.	Clonality	Application	Species Reactivity	Citations	SDS
<a href="#">HPA008273</a>	polyclonal	IF, IHC	human	4	


<a href="#">HPA012828</a>	polyclonal	IF, IHC	human	9	
---------------------------	------------	---------	-------	---	---





### Anti-MAP6 antibody produced in rabbit

**Synonym(s):** Anti-FLJ41346, Anti-KIAA1878, Anti-STOP, Anti-microtubule-associated protein 6

[All Photos](#) (10)

Product No.	Clonality	Application	Species Reactivity	Citations	SDS
<a href="#">HPA039061</a>	polyclonal	IHC, WB	human		



Product No.	Clonality	Application	Species Reactivity	Citations	SDS
<b>HPA039062</b>	polyclonal	IHC, WB	human		




### Anti-MAP7 antibody produced in rabbit

**Synonym(s):** Anti-E-MAP-115, Anti-microtubule-associated protein 7

[All Photos](#) (19)



Product No.	Clonality	Application	Species Reactivity	Citations	SDS
<b>HPA029713</b>	polyclonal	IHC	human		
<b>HPA029712</b>	polyclonal	IF, IHC	human	4	



### Anti-MAP4 antibody produced in rabbit

**Synonym(s):** Anti-Microtubule-associated protein 4



[All Photos](#) (15)

Product No.	Clonality	Application	Species Reactivity	Citations	SDS
<b>HPA038150</b>	polyclonal	IF, IHC	human		
<b>HPA038149</b>	polyclonal	IF, IHC	human	1	



### Anti-MAP2 Antibody, clone 3C19, ZooMAb<sup>®</sup> Rabbit Monoclonal

[All Photos](#) (13)



Product No.	Clonality	Application	Species Reactivity	Citations	SDS
<b>ZRB2290</b>	3C19, monoclonal recombinant monoclonal	ICC, IHC (p), WB	rat, mouse, human	1	 



### Anti-MAP2 Antibody, clone AP20 ZooMAb<sup>®</sup> Mouse Monoclonal

**Synonym(s):** Microtubule-associated protein 2A



[All Photos](#) (16)

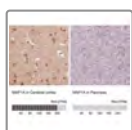
Product No.	Clonality	Application	Species Reactivity	Citations	SDS
<b>ZMS1013</b>	AP20, monoclonal recombinant monoclonal	ICC, IHC (p), WB	rat, mouse, human		 



### **Anti-MAP Kinase 2/Erk2 Antibody, clone 1B9 ZooMAb<sup>®</sup> Rabbit Monoclonal**

**All  
Photos** (12)



Product No.	Clonality	Application	Species Reactivity	Citations	SDS
<b>ZRB1860</b>	1B9, recombinant monoclonal	IHC, WB, affinity binding assay	human, mouse		 



### **Anti-MAP1A antibody produced in rabbit**

**Synonym(s):** Anti-MAP1L, Anti-Microtubule-associated protein 1A


**All Photos** (12)


Product No.	Clonality	Application	Species Reactivity	Citations	SDS
<b>HPA039064</b>	polyclonal	IHC	human	1	
<b>HPA039063</b>	polyclonal	IHC	human		



### **Anti-MAP1B antibody produced in rabbit**


**All Photos** (7)

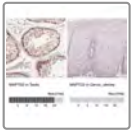
Product No.	Clonality	Application	Species Reactivity	Citations	SDS
<b>HPA022275</b>	polyclonal	IF, IHC, WB	human	6	



### **Anti-MAP1b antibody, Mouse monoclonal**


**All Photos** (2)


Product No.	Description	SDS
<b>SAB4200877</b>	clone AA6, purified from hybridoma cell culture	



### Anti-MAP7D2 antibody produced in rabbit

[All Photos](#) (3)


Product No.	Clonality	Application	Species Reactivity	Citations	SDS
<b>HPA059537</b>	polyclonal	IHC	human		



### Anti-MAP4K1 antibody produced in rabbit


**Synonym(s):** Anti-Hematopoietic progenitor kinase, Anti-MAPK/ERK kinase kinase 1, Anti-MEK kinase kinase 1, Anti-MEKKK 1, Anti-Mitogen-activated protein kinase kinase kinase 1

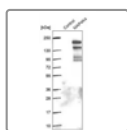
[All Photos](#) (5)

Product No.	Clonality	Application	Species Reactivity	Citations	SDS
<b>HPA007419</b>	polyclonal	IHC	human	1	

## All **Anti-MAP4K2 antibody produced in rabbit**

**Photos** (4) **Synonym(s):** Anti-B lymphocyte serine/threonine-protein kinase antibody produced in rabbit, Anti-GC kinase antibody produced in rabbit, Anti-Germinal center kinase antibody produced in rabbit, Anti-MAPK/ERK kinase kinase 2 antibody produced in rabbit, Anti-MEK kinase kinase 2 antibody produced in rabbit, Anti-MEKKK 2 antibody produced in rabbit, Anti-Mitogen-activated protein kinase kinase kinase 2 antibody produced in rabbit, Anti-Rab8-interacting protein antibody produced in rabbit

Product No.	Clonality	Application	Species Reactivity	Citations	SDS
<b>HPA007330</b>	polyclonal	IF, IHC	human	2	




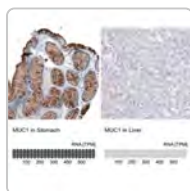
## **Anti-MAP4K4 antibody produced in rabbit**

**Synonym(s):** Anti-HPK/GCK-like kinase HGK antibody produced in rabbit, Anti-MAPK/ERK kinase kinase 4 antibody produced in rabbit, Anti-MEK kinase kinase 4 antibody produced in rabbit, Anti-MEKKK 4 antibody produced in rabbit, Anti-Mitogen-activated protein kinase kinase kinase kinase 4 antibody produced in rabbit, Anti-Nck-interacting kinase antibody produced in rabbit

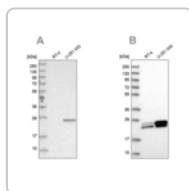
All

**Photos** (2)

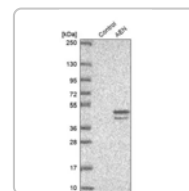
Product No.	Clonality	Application	Species Reactivity	Citations	SDS
<b>HPA008476</b>	polyclonal	IHC, WB	human	5	



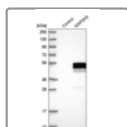
Sigma-Aldrich  
**AMAB91533**  
Monoclonal  
Anti-MUC1...



Sigma-Aldrich  
**HPA028118**  
Anti-GUK1




Sigma-Aldrich  
**HPA0485**  
Anti-AEN  
antibody.



### Anti-MAP2K5 antibody produced in rabbit

**Synonym(s):** Anti-HsT17454, Anti-MAPKK5, Anti-MEK5, Anti-PRKMK5, Anti-mitogen-activated protein kinase kinase 5

**All Photos** (3)


Product No.	Clonality	Application	Species Reactivity	Citations	SDS
<b>HPA027347</b>	polyclonal	IF, IHC	human		




### Anti-MAP2K6 antibody produced in rabbit

**Synonym(s):** Anti-C14orf94, Anti-FLJ20424, Anti-MAPKK6, Anti-MEK6, Anti-MKK6, Anti-PRKMK6, Anti-SAPKK3, Anti-mitogen-activated protein kinase kinase 6

**All Photos** (6)


Product No.	Clonality	Application	Species Reactivity	Citations	SDS
<b>HPA031134</b>	polyclonal	IF, IHC	mouse, rat, human		



### Anti-MAP3K8 antibody produced in rabbit

**Synonym(s):** Anti-C-COT, Anti-COT proto-oncogene serine/threonine-protein kinase, Anti-Cancer Osaka thyroid oncogene, Anti-Mitogen-activated protein kinase kinase kinase 8, Anti-TPL-2, Anti-Tumor progression locus 2



**All Photos** (3)

Product No.	Clonality	Application	Species Reactivity	Citations	SDS
<b>HPA017962</b>	polyclonal	IF, IHC	human	2	




### Anti-MAP3K8 Antibody, clone 1D11 ZooMAb<sup>®</sup> Rabbit Monoclonal

**All Photos** (8)

Product No.	Clonality	Application	Species Reactivity	Citations	SDS
<b>ZRB2305</b>	1D11, recombinant monoclonal	IHC, WB, affinity	human, rat, mouse		 


Product No.	Clonality	Application	Species Reactivity	Citations	SDS
		binding assay			




### Anti-MAPKAP1 antibody produced in rabbit

**Synonym(s):** Anti-MGC2745, Anti-MIP1, Anti-SIN1, Anti-mitogen-activated protein kinase associated protein 1



[All Photos](#) (4)

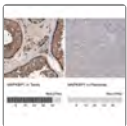
Product No.	Clonality	Application	Species Reactivity	Citations	SDS
<b>HPA029092</b>	polyclonal	IHC	human, rat, mouse		



### Anti-MAPKAPK-2 Antibody, clone 1E16 ZooMAb<sup>®</sup> Rabbit Monoclonal

[All Photos](#) (7)


Product No.	Clonality	Application	Species Reactivity	Citations	SDS
<b>ZRB2277</b>	1E16, recombinant monoclonal	ICC, IHC, WB, affinity binding assay	mouse, monkey, human	 	

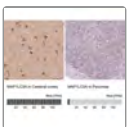


### Anti-MAPKBP1 antibody produced in rabbit

**Synonym(s):** Anti-KIAA0596

[All Photos](#) (4)


Product No.	Clonality	Application	Species Reactivity	Citations	SDS
<b>HPA030833</b>	polyclonal	IF, IHC	human		



### Anti-MAP1LC3A antibody produced in rabbit

**Synonym(s):** Anti-Autophagy-related protein LC3 A, Anti-MAP1 light chain 3- like protein 1, Anti-MAP1A/1B light chain 3 A, Anti-MAP1A/MAP1B LC3 A, Anti-Microtubule-associated protein 1 light chain 3 alpha, Anti-Microtubule-associated proteins 1A/1B light chain 3A precursor

[All Photos](#) (5)

Product No.	Clonality	Application	Species Reactivity	Citations	SDS
<b>HPA007649</b>	polyclonal	IHC	human	4	

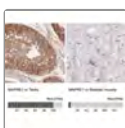


## Anti-MAPRE2 antibody produced in rabbit

**Synonym(s):** Anti-APC-binding protein EB2, Anti-EB2, Anti-End-binding protein 2, Anti-Microtubule-associated protein RP/EB family member 2

[All Photos](#) (15)

Product No.	Clonality	Application	Species Reactivity	Citations	SDS
<a href="#">HPA016739</a>	polyclonal	IHC	rat, human, mouse	2	
<a href="#">HPA016738</a>	polyclonal	IHC	human	2	

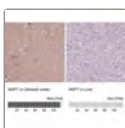


## Anti-MAPRE1 antibody produced in rabbit

**Synonym(s):** Anti-APC-binding protein EB1 antibody produced in rabbit, Anti-EB1 antibody produced in rabbit, Anti-End-binding protein 1 antibody produced in rabbit, Anti-Microtubule-associated protein RP/EB family member 1 antibody produced in rabbit

[All Photos](#) (6)

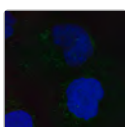
Product No.	Clonality	Application	Species Reactivity	Citations	SDS
<a href="#">HPA003600</a>	polyclonal	IF, IHC	rat, mouse, human	5	



## Anti-MAPT antibody produced in rabbit

[All Photos](#) (3)

Product No.	Clonality	Application	Species Reactivity	Citations	SDS
<a href="#">HPA069570</a>	polyclonal	IHC	human		



## Anti-MARC1 antibody produced in rabbit

**Synonym(s):** Anti-FLJ22390, Anti-MOSC1

[All Photos](#) (2)

Product No.	Clonality	Application	Species Reactivity	Citations	SDS
<a href="#">HPA028702</a>	polyclonal	IF, IHC	human	1	



## Anti-MARC2 antibody produced in rabbit

**Synonym(s):** Anti-FLJ20605, Anti-MOSC2

[All Photos](#) (15)






Product No.	Clonality	Application	Species Reactivity	Citations	SDS
<a href="#">HPA017572</a>	polyclonal	IHC	human	1	
<a href="#">HPA015085</a>	polyclonal	IHC	human	6	



### Anti-MARC1 Antibody, clone 1G13 ZooMAb<sup>®</sup> Rabbit Monoclonal

[All Photos](#) (10)


Product No.	Clonality	Application	Species Reactivity	Citations	SDS
<a href="#">ZRB2392</a>	1G13, recombinant monoclonal	ICC, IHC, WB	rat, mouse, human		 



### Anti-MARCH10 antibody produced in rabbit

**Synonym(s):** Anti-Membrane-associated RING finger protein 10, Anti-Probable E3 ubiquitin-protein ligase MARCH10, Anti-RING finger protein 190

[All Photos](#) (4)



Product No.	Clonality	Application	Species Reactivity	Citations	SDS
<a href="#">HPA023322</a>	polyclonal	IF, IHC	human	4	

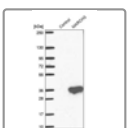


### Anti-MARCH7 antibody produced in rabbit

**Synonym(s):** Anti-AXOT, Anti-MARCH-VII, Anti-RNF177, Anti-membrane-associated ring finger (C3HC4) 7

[All Photos](#) (13)


Product No.	Clonality	Application	Species Reactivity	Citations	SDS
<a href="#">HPA014275</a>	polyclonal	IF, IHC	human	2	
<a href="#">HPA022152</a>	polyclonal	IF, IHC	human		



### Anti-MARCH3 antibody produced in rabbit

**Synonym(s):** Anti-March-iii, Anti-Membrane-associated ring finger (c3hc4) 3, Anti-Mgc48332, Anti-Rnf173

[All Photos](#) (3)


Product No.	Clonality	Application	Species Reactivity	Citations	SDS
<b>HPA043406</b>	polyclonal	IF, IHC	human		

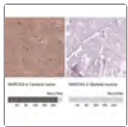


### Anti-MARCH8 antibody produced in rabbit

**Synonym(s):** Anti-Cellular modulator of immune recognition, Anti-E3 ubiquitin-protein ligase MARCH8, Anti-MARCH-VIII, Anti-Membrane-associated RING finger protein 8, Anti-Membrane-associated RING-CH protein VIII, Anti-RING finger protein 178, Anti-c-MIR

[All Photos](#) (5)


Product No.	Clonality	Application	Species Reactivity	Citations	SDS
<b>HPA014597</b>	polyclonal	IHC, WB	human	5	

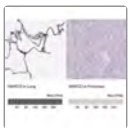


### Anti-MARCKS

**Synonym(s):** 80K-L, MACS, PKCSL

[All Photos](#) (4)


Product No.	Clonality	Application	Species Reactivity	Citations	SDS
<b>HPA069443</b>	polyclonal	IHC, WB	human		

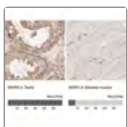


### Anti-MARCO antibody produced in rabbit

**Synonym(s):** Anti-SCARA2


[All Photos](#) (6)

Product No.	Clonality	Application	Species Reactivity	Citations	SDS
<b>HPA063793</b>	polyclonal	IF, IHC	human	3	



### Anti-MARS antibody produced in rabbit



[All Photos](#) (7)

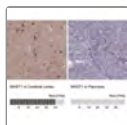
Product No.	Clonality	Application	Species Reactivity	Citations	SDS
<b>HPA004125</b>	polyclonal	IF, IHC	human	3	



### Anti-MART-1 Antibody, clone 1H17 ZooMAb<sup>®</sup> Rabbit Monoclonal

[All Photos](#) (10)


Product No.	Clonality	Application	Species Reactivity	Citations	SDS
<b>ZRB1963</b>	1H17, recombinant monoclonal	ICC, IHC, WB	human	 	

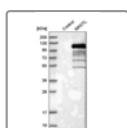


### Anti-MAST1

**Synonym(s):** KIAA0973, SAST

[All Photos](#) (3)


Product No.	Clonality	Application	Species Reactivity	Citations	SDS
<b>HPA073106</b>	polyclonal	IHC	human		



### Anti-MASTL antibody produced in rabbit

**Synonym(s):** Anti-Microtubule-associated serine/threonine-protein kinase-like

[All Photos](#) (6)


Product No.	Clonality	Application	Species Reactivity	Citations	SDS
<b>HPA027175</b>	polyclonal	IF, IHC	human	6	

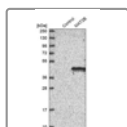


### Anti-MAT2A antibody produced in rabbit

**Synonym(s):** Anti-MATA2, Anti-MATII, Anti-Methionine Adenosyltransferase II, Alpha, Anti-SAMS2

[All Photos](#) (6)


Product No.	Clonality	Application	Species Reactivity	Citations	SDS
<b>HPA043028</b>	polyclonal	IF, IHC	human	5	




### Anti-MAT2B antibody produced in rabbit

**Synonym(s):** Anti-MATII $\beta$ , Anti-Methionine adenosyltransferase II,  $\beta$ , Anti-SDR23E1

[All Photos](#) (3)

Product No.	Clonality	Application	Species Reactivity	Citations	SDS
<b>HPA037721</b>	polyclonal	IHC	human		




## Anti-MATK antibody produced in rabbit

**Synonym(s):** Anti-Hematopoietic consensus tyrosine-lacking kinase antibody produced in rabbit, Anti-Megakaryocyte-associated tyrosine-protein kinase antibody produced in rabbit, Anti-Protein kinase HYL antibody produced in rabbit, Anti-Tyrosine-protein kinase CTK antibody produced in rabbit

**All**

**Photos** (3)



Product No.	Clonality	Application	Species Reactivity	Citations	SDS
<b>HPA004847</b>	polyclonal	IHC	human	4	



## Anti-MAVS antibody produced in rabbit

**Synonym(s):** Anti-Cardif, Anti-IPS-1, Anti-KIAA1271, Anti-VISA



**All Photos** (11)

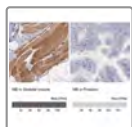
Product No.	Clonality	Application	Species Reactivity	Citations	SDS
<b>HPA049850</b>	polyclonal	IHC	human		
<b>HPA053524</b>	polyclonal	IF, IHC	human		

**All**

## Anti-Maxi K/BK channel Antibody, clone 3D15

**Photos** (14) **ZooMAb<sup>®</sup> Rabbit Monoclonal**


Product No.	Clonality	Application	Species Reactivity	Citations	SDS
<b>ZRB2180</b>	3D15, recombinant monoclonal	ICC, IHC, WB, affinity binding assay	rat, human, mouse		 

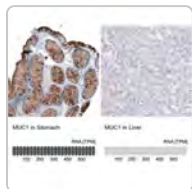


### Anti-MB antibody produced in rabbit

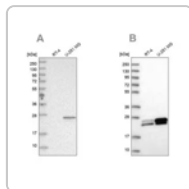
**Synonym(s):** Anti-Myoglobin antibody produced in rabbit

**All Photos** (3)

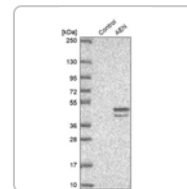
Product No.	Clonality	Application	Species Reactivity	Citations	SDS
<b>HPA003123</b>	polyclonal	IHC	human	4	



Sigma-Aldrich  
**AMAB91533**  
 Monoclonal  
 Anti-MUC1...



Sigma-Aldrich  
**HPA028118**  
 Anti-GUK1



Sigma-Aldrich  
**HPA0485**  
 Anti-AEN  
 antibody.

[View Price and Availability](#)



[View Price and Availability](#)

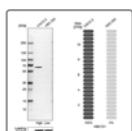
[View Price and Availability](#)



### Anti-MBD3 Antibody, clone 1K19 ZooMAb<sup>®</sup> Rabbit Monoclonal

**All Photos** (11)


Product No.	Clonality	Application	Species Reactivity	Citations	SDS
<b>ZRB2328</b>	1K19, recombinant monoclonal	ICC, IHC, WB, affinity binding assay	human, mouse, rat	 	

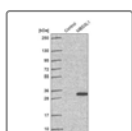


### Anti-MB21D1 antibody produced in rabbit

**Synonym(s):** Anti-C6orf150

**All Photos** (5)


Product No.	Clonality	Application	Species Reactivity	Citations	SDS
<b>HPA031700</b>	polyclonal	IHC	human	40	



### Anti-MBD3L1 antibody produced in rabbit

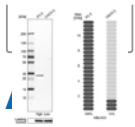
**Synonym(s):** Anti-MBD3L, Anti-methyl-CpG binding domain protein 3-like 1

**All Photos** (2)

Product No.	Clonality	Application	Species Reactivity	Citations	SDS
<b>HPA046753</b>	polyclonal	IHC, WB	human		



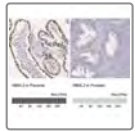
### Anti-MBLAC2 antibody produced in rabbit



**Synonym(s):** Anti-DKFZp686P15118, Anti-MnIIo- $\beta$ -lactamase domain containing 2, Anti-MGC46734

**Photos** (3)

Product No.	Clonality	Application	Species Reactivity	Citations	SDS
<b>HPA037757</b>	polyclonal	IHC	human	1	



### Anti-MBNL3 antibody produced in rabbit

**Synonym(s):** Anti-Cys3His CCG1-required protein antibody produced in rabbit, Anti-Muscleblind-like X-linked protein antibody produced in rabbit, Anti-Muscleblind-like protein 3 antibody produced in rabbit, Anti-Protein HCHCR antibody produced in rabbit

**All Photos** (5)

Product No.	Clonality	Application	Species Reactivity	Citations	SDS
<b>HPA001584</b>	polyclonal	IF, IHC	human	4	



### Anti-MBNL1 Antibody, clone 1H11 ZooMAb<sup>®</sup> Rabbit Monoclonal

**All Photos** (6)

Product No.	Clonality	Application	Species Reactivity	Citations	SDS
<b>ZRB2687</b>	recombinant monoclonal	ICC, IHC, WB, affinity binding assay	rat, mouse, human		



### Anti-MBNL1 Antibody, clone 4A8 ZooMAb<sup>®</sup> Mouse Monoclonal

**All Photos** (10)


Product No.	Clonality	Application	Species Reactivity	Citations	SDS
<b>ZMS1150</b>	4A8, recombinant monoclonal	ICC, IHC, WB	human, rat		

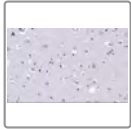


### Anti-MBOAT2 antibody produced in rabbit

**Synonym(s):** Anti-Membrane-bound O-acyltransferase domain-containing protein 2, Anti-O-acyltransferase domain-containing protein 2

**All Photos** (5)



Product No.	Clonality	Application	Species Reactivity	Citations	SDS
<b>HPA014836</b>	polyclonal	IHC	human	3	

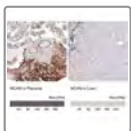


**Anti-MBP Antibody, clone 2N6 , ZooMAb® Rabbit Monoclonal**

**Synonym(s):** Myelin A1 protein, Myelin basic protein, Myelin membrane encephalitogenic protein


**All Photos** (13)

Product No.	Clonality	Application	Species Reactivity	Citations	SDS
<b>ZRB1219</b>	2N6, recombinant monoclonal	ICC, IHC (p), WB	mouse, rat, human		 



**Anti-MCAM antibody produced in mouse**

**All Photos** (7)


Product No.	Clonality	Application	Species Reactivity	Citations	SDS
<b>AMAB91815</b>	CL12855, monoclonal	IHC	human		



**Anti-MCAM antibody produced in rabbit**

**Synonym(s):** Anti-CD146 antigen antibody produced in rabbit, Anti-Cell surface glycoprotein MUC18 precursor antibody produced in rabbit, Anti-Cell surface glycoprotein P1H12 antibody produced in rabbit, Anti-Melanoma cell adhesion molecule antibody produced in rabbit, Anti-Melanoma-associated antigen A32 antibody produced in rabbit, Anti-Melanoma-associated antigen MUC18 antibody produced in rabbit, Anti-S-endo 1 endothelial-associated antigen antibody produced in rabbit

**All Photos** (6)



Product No.	Clonality	Application	Species Reactivity	Citations	SDS
<b>HPA008848</b>	polyclonal	IHC	human	9	



**Anti-MCAM/CD146 Antibody, clone 1C21 ZooMAb® Rabbit Monoclonal**

**All Photos** (12)





Product No.	Clonality	Application	Species Reactivity	Citations	SDS
<b>ZRB1971</b>	1C21, recombinant monoclonal	FACS, ICC, IHC, WB, affinity binding assay	human, rat		 



### Anti-MCC antibody produced in rabbit

**Synonym(s):** Anti-mutated in colorectal cancers

[All Photos \(6\)](#)




Product No.	Clonality	Application	Species Reactivity	Citations	SDS
<b>HPA037390</b>	polyclonal	IF, IHC, WB	human		
<b>HPA037391</b>	polyclonal	IHC	human, rat, mouse		

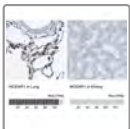


### Anti-MCCC2 antibody produced in rabbit

**Synonym(s):** Anti-MCCB, Anti-Methylcrotonoyl-CoA carboxylase 2 ( $\beta$ )


[All Photos \(30\)](#)

Product No.	Clonality	Application	Species Reactivity	Citations	SDS
<b>HPA038300</b>	polyclonal	IF, IHC	human		
<b>HPA038301</b>	polyclonal	IHC	human		
<b>HPA061546</b>	polyclonal	IF, IHC	human		



### Anti-MCEMP1 antibody produced in rabbit



[All Photos \(6\)](#)

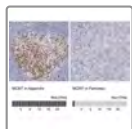
Product No.	Clonality	Application	Species Reactivity	Citations	SDS
<b>HPA014731</b>	polyclonal	IHC	human	3	



### Anti-MCL-1 Antibody, clone 207 ZooMAb<sup>®</sup> Rabbit Monoclonal


## All Photos (14)

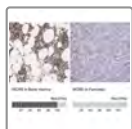
Product No.	Clonality	Application	Species Reactivity	Citations	SDS
<b>ZRB1430</b>	207, recombinant monoclonal	ICC, IHC (p), WB, affinity binding assay	human		 



### Anti-MCM7 antibody produced in rabbit

## All Photos (6)


Product No.	Clonality	Application	Species Reactivity	Citations	SDS
<b>HPA003898</b>	polyclonal	IF, IHC	mouse, rat, human	3	

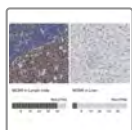


### Anti-MCM5 antibody produced in rabbit

**Synonym(s):** Anti-CDC46 homolog antibody produced in rabbit, Anti-DNA replication licensing factor MCM5 antibody produced in rabbit, Anti-P1-CDC46 antibody produced in rabbit

## All Photos (4)


Product No.	Clonality	Application	Species Reactivity	Citations	SDS
<b>HPA000845</b>	polyclonal	IHC	human	3	

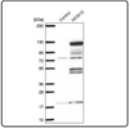


### Anti-MCM6 antibody produced in rabbit

**Synonym(s):** Anti-DNA replication licensing factor MCM6 antibody produced in rabbit, Anti-p105MCM antibody produced in rabbit

## All Photos (6)

Product No.	Clonality	Application	Species Reactivity	Citations	SDS
<b>HPA004818</b>	polyclonal	IF, IHC	rat, human, mouse	3	



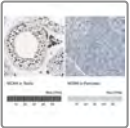
## Anti-MCM10 antibody produced in rabbit

**Synonym(s):** Anti-CNA43, Anti-DNA43, Anti-Minichromosome Maintenance Complex Component 10, Anti-PRO2249

All

Photos (6)

Product No.	Clonality	Application	Species Reactivity	Citations	SDS
<a href="#">HPA045899</a>	polyclonal	IHC, WB	human		



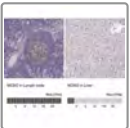
## Anti-MCM4 antibody produced in rabbit

**Synonym(s):** Anti-CDC21 homolog antibody produced in rabbit, Anti-DNA replication licensing factor MCM4 antibody produced in rabbit, Anti-P1-CDC21 antibody produced in rabbit

All

Photos (9)

Product No.	Clonality	Application	Species Reactivity	Citations	SDS
<a href="#">HPA031052</a>	polyclonal	IF	human		
<a href="#">HPA004873</a>	polyclonal	IF, IHC	human	6	

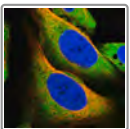


## Anti-MCM2 antibody produced in rabbit

**Synonym(s):** Anti-BM28, Anti-CCNL1, Anti-CDCL1, Anti-D3S3194, Anti-cdc19

All Photos (14)

Product No.	Clonality	Application	Species Reactivity	Citations	SDS
<a href="#">HPA031496</a>	polyclonal	IF, IHC	human		
<a href="#">HPA031495</a>	polyclonal	IF, IHC, WB	human	1	



## Anti-MCOLN1 antibody produced in rabbit

**Synonym(s):** Anti-ML4, Anti-MLIV, Anti-MST080, Anti-MSTP080, Anti-TRPM-L1, Anti-TRPML1, Anti-mucolipin 1

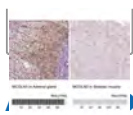
All

Photos (2)

Product No.	Clonality	Application	Species Reactivity	Citations	SDS
<a href="#">HPA031763</a>	polyclonal	IF	human	6	



## Anti-MCOLN3 antibody produced in rabbit



**Synonym(s):** Anti-FLJ11006, Anti-TRP-ML3, Anti-TRPML3, Anti-Mucolipin-3

**Photos** (7)

Product No.	Clonality	Application	Species Reactivity	Citations	SDS
<b>HPA062137</b>	polyclonal	IHC	human		
<b>HPA018106</b>	polyclonal	IF, IHC	human	1	



### **Anti-MCP-1 Antibody, clone 2G17 ZooMAb<sup>®</sup> Rabbit Monoclonal**

**All Photos** (8)

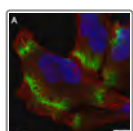
Product No.	Clonality	Application	Species Reactivity	Citations	SDS
<b>ZRB1763</b>	2G17, recombinant monoclonal	IF, IHC, WB, affinity binding assay	rat, mouse, human		



### **Anti-MC2R antibody produced in rabbit**

**All Photos** (3)


Product No.	Clonality	Application	Species Reactivity	Citations	SDS
<b>HPA079148</b>	polyclonal	IF, IHC	human		



### **Anti-MCT1/SLC16A1 Antibody, clone 2B21 ZooMAb<sup>®</sup> Rabbit Monoclonal**

**All Photos** (10)

Product No.	Clonality	Application	Species Reactivity	Citations	SDS
<b>ZRB1881</b>	2B21, recombinant monoclonal	FACS, ICC, WB, affinity binding assay	rat, human		






## Anti-MCT8/SLC16A2 Antibody, clone 119 ZooMAb<sup>®</sup> Rabbit Monoclonal

**Synonym(s):** Anti-PROKR2 Antibody, clone 1J6 ZooMAb<sup>®</sup> Rabbit Monoclonal



**All**

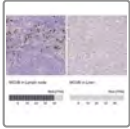
**Photos** (7)

Product No.	Clonality	Application	Species Reactivity	Citations	SDS
<b>ZRB2406</b>	119, recombinant monoclonal	ICC, IHC, WB, affinity binding assay	human, mouse	  	

**All Photos** (8)

**Anti-MCU Antibody, clone 3N3 ZooMAb® Rabbit Monoclonal**


Product No.	Clonality	Application	Species Reactivity	Citations	SDS
<b>ZRB1338</b>	3N3, recombinant monoclonal	ICC, WB, affinity binding assay	mouse, human		 

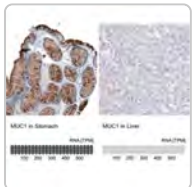


**Anti-MCUB antibody produced in rabbit**

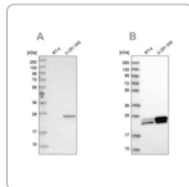
**Synonym(s):** CCDC109B, FLJ20647

**All Photos** (5)

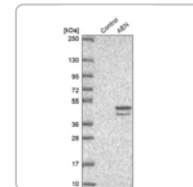
Product No.	Clonality	Application	Species Reactivity	Citations	SDS
<b>HPA048776</b>	polyclonal	IHC	human	5	




Sigma-Aldrich  
**AMAB91533**  
Monoclonal  
Anti-MUC1...



Sigma-Aldrich  
**HPA028118**  
Anti-GUK1



Sigma-Aldrich  
**HPA0485**  
Anti-AEN  
antibody.



## ANTI-MDC1 antibody produced in rabbit

**Synonym(s):** Anti-AL845353.7, Anti-MDC1 protein, Anti-Nuclear factor with BRCT DOMAIN 1

[All Photos](#) (4)

Product No.	Clonality	Application	Species Reactivity	Citations	SDS
<a href="#">HPA006915</a>	polyclonal	IF, IHC	human	4	

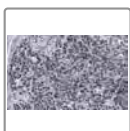


## Anti-MDH2 antibody produced in rabbit

**Synonym(s):** Anti-Malate dehydrogenase, mitochondrial

[All Photos](#) (33)

Product No.	Clonality	Application	Species Reactivity	Citations	SDS
<a href="#">HPA019848</a>	polyclonal	IHC, WB	human	3	
<a href="#">HPA019716</a>	polyclonal	IF, IHC	human, rat, mouse	8	
<a href="#">HPA026720</a>	polyclonal	IF, IHC	mouse, human, rat		
<a href="#">HPA019714</a>	polyclonal	IF, IHC	human, mouse, rat	7	



## Anti-MDM2 Antibody, clone IF2 ZooMAb<sup>®</sup> Mouse Monoclonal



[All Photos](#) (16)


Product No.	Clonality	Application	Species Reactivity	Citations	SDS
<a href="#">ZMS1041</a>	IF2, recombinant monoclonal	FACS, ICC, IHC (p), WB	human		



## Anti-MDM2 Antibody, clone Z6H3 ZooMAb<sup>®</sup> Rabbit Monoclonal

[All Photos](#) (8)


Product No.	Clonality	Application	Species Reactivity	Citations	SDS
<b>ZRB1127</b>	Z6H3, recombinant monoclonal	IHC (p), WB, affinity binding assay	human, mouse		 

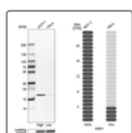


### Anti-MDMX antibody, Mouse monoclonal

**Synonym(s):** Anti-HDMX, Anti-MDM4, Anti-p53 Binding Protein

[All Photos \(2\)](#)


Product No.	Clonality	Application	Species Reactivity	Citations	SDS
<b>M0445</b>	MDMX-82, monoclonal	ARR, ICC, IP, WB	human	19	




### Anti-MDP1 antibody produced in rabbit

**Synonym(s):** Anti-CTM-1, Anti-FN6Pase, Anti-MGC5987, Anti-magnesium-dependent phosphatase 1

[All Photos \(6\)](#)



Product No.	Clonality	Application	Species Reactivity	Citations	SDS
<b>HPA003064</b>	polyclonal	IF, IHC	human	2	



### Anti-MDR-1 Antibody, clone 1O12 ZooMAb<sup>®</sup> Rabbit Monoclonal

**Synonym(s):** ATP-dependent translocase ABCB1, CD243, Multidrug resistance protein 1, P-glycoprotein 1, Phospholipid transporter ABCB1, also known as ATP-binding cassette sub-family B member 1

[All Photos \(12\)](#)

Product No.	Clonality	Application	Species Reactivity	Citations	SDS
<b>ZRB1521</b>	1O12, monoclonal recombinant monoclonal	FACS, ICC, IHC (p), WB, affinity binding assay	human, mouse		 




### Anti-ME1 antibody produced in rabbit

**Synonym(s):** Anti-Malic enzyme 1 antibody produced in rabbit, Anti-NADP-ME antibody produced in rabbit, Anti-NADP-dependent malic enzyme antibody produced in rabbit



## All Photos (4)


Product No.	Clonality	Application	Species Reactivity	Citations	SDS
<a href="#">HPA006493</a>	polyclonal	IHC	human	3	



### Anti-ME3 antibody produced in rabbit

**Synonym(s):** Anti-Malic enzyme 3, NADP(+)-dependent, mitochondrial

## All Photos (6)



Product No.	Clonality	Application	Species Reactivity	Citations	SDS
<a href="#">HPA038473</a>	polyclonal	IHC	human	4	



### Anti-ME2 antibody produced in rabbit

**Synonym(s):** Malic enzyme 2, nad(+)-dependent, mitochondrial, Malic enzyme 2

## All Photos (21)



Product No.	Clonality	Application	Species Reactivity	Citations	SDS
<a href="#">HPA008880</a>	polyclonal	IHC	human	3	
<a href="#">HPA008247</a>	polyclonal	IF, IHC	human	2	

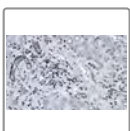


### Anti-MECP2 antibody produced in rabbit

**Synonym(s):** Anti-MeCP-2 protein antibody produced in rabbit, Anti-MeCP2 antibody produced in rabbit, Anti-Methyl-CpG-binding protein 2 antibody produced in rabbit



## All Photos (11)

Product No.	Clonality	Application	Species Reactivity	Citations	SDS
<a href="#">HPA001341</a>	polyclonal	IHC	human	5	
<a href="#">HPA000593</a>	polyclonal	IF, IHC	human	1	



### Anti-MeCP2 Antibody, clone 1L20 ZooMAb<sup>®</sup> Rabbit Monoclonal

## All Photos (20)

Product No.	Clonality	Application	Species Reactivity	Citations	SDS
<b>ZRB1156</b>	1L20, recombinant monoclonal	ICC, IHC (p), WB, affinity binding assay	monkey, mouse, human		 






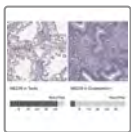
### Anti-MECR antibody produced in rabbit

**Synonym(s):** Anti-HsNr1f-1, Anti-NRBF-1, Anti-Trans-2-enoyl-CoA reductase, mitochondrial, Anti-CGI-63, Anti-FASN2B, Anti-NRBF1, Anti-mitochondrial trans-2-enoyl-CoA reductase

#### All

**Photos** (20)


Product No.	Clonality	Application	Species Reactivity	Citations	SDS
<b>HPA022030</b>	polyclonal	IHC	human	1	
<b>HPA022018</b>	polyclonal	IHC	human	1	
<b>HPA028740</b>	polyclonal	IF, IHC	mouse, human		

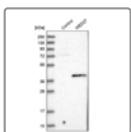


### Anti-MED26

**Synonym(s):** CRSP7, CRSP70

**All Photos** (3)

Product No.	Clonality	Application	Species Reactivity	Citations	SDS
<b>HPA057997</b>	polyclonal	IHC	human		





### Anti-MED27 antibody produced in rabbit

**Synonym(s):** Anti-CRSP complex subunit 8, Anti-CRSP8, Anti-Cofactor required for Sp1 transcriptional activation subunit 8, Anti-Mediator complex subunit 27, Anti-P37 TRAP/SMCC/PC2 subunit, Anti-Transcriptional coactivator CRSP34

#### All

**Photos** (6)


Product No.	Clonality	Application	Species Reactivity	Citations	SDS
<b>HPA007002</b>	polyclonal	IF, IHC	human	2	



### Anti-MED21 antibody produced in rabbit

**Synonym(s):** Anti-Mediator complex subunit 21, Anti-Mediator of RNA polymerase II transcription subunit 21, Anti-RNA polymerase II holoenzyme component SRB7, Anti-RNAPII complex component SRB7, Anti-hSrb7

## All Photos (3)



Product No.	Clonality	Application	Species Reactivity	Citations	SDS
<a href="#">HPA017177</a>	polyclonal	IF, IHC	human	2	

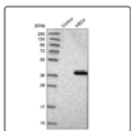


### Anti-MED12 antibody produced in rabbit

**Synonym(s):** Anti-ARC240 antibody produced in rabbit, Anti-Activator-recruited cofactor 240 kDa component antibody produced in rabbit, Anti-CAG repeat protein 45 antibody produced in rabbit, Anti-Mediator of RNA polymerase II transcription subunit 12 antibody produced in rabbit, Anti-OPA-containing protein antibody produced in rabbit, Anti-Thyroid hormone receptor-associated protein complex 230 kDa component antibody produced in rabbit, Anti-Trap230 antibody produced in rabbit

## All Photos (15)


Product No.	Clonality	Application	Species Reactivity	Citations	SDS
<a href="#">HPA003184</a>	polyclonal	IHC	human	6	
<a href="#">HPA003185</a>	polyclonal	IF, IHC, WB	human	4	




### Anti-MED4 antibody produced in rabbit

**Synonym(s):** Anti-ARC36 antibody produced in rabbit, Anti-Activator-recruited cofactor 36 kDa component antibody produced in rabbit, Anti-DRIP36 antibody produced in rabbit, Anti-Mediator complex subunit 4 antibody produced in rabbit, Anti-Mediator of RNA polymerase II transcription subunit 4 antibody produced in rabbit, Anti-TRAP/SMCC/PC2 subunit p36 subunit antibody produced in rabbit, Anti-Vitamin D3 receptor-interacting protein complex 36 kDa component antibody produced in rabbit

## All Photos (6)


Product No.	Clonality	Application	Species Reactivity	Citations	SDS
<a href="#">HPA006232</a>	polyclonal	IF, IHC	human	1	

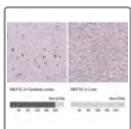


### Anti-MED22 antibody produced in rabbit

**Synonym(s):** Anti-Mediator complex subunit 22, Anti-Mediator of RNA polymerase II transcription subunit 22, Anti-Surf-5, Anti-Surfeit locus protein 5

## All Photos (2)


Product No.	Clonality	Application	Species Reactivity	Citations	SDS
<a href="#">HPA020391</a>	polyclonal	IHC	human	6	




### Anti-MEF2C antibody produced in rabbit

**Synonym(s):** Anti-Myocyte-specific enhancer factor 2C antibody produced in rabbit



## All Photos (6)

Product No.	Clonality	Application	Species Reactivity	Citations	SDS
<a href="#">HPA005533</a>	polyclonal	IF, IHC, WB	human	14	



## Anti-MEF2C Antibody, clone 1D21 ZooMAb<sup>®</sup> Rabbit Monoclonal

[All Photos](#) (14)



Product No.	Clonality	Application	Species Reactivity	Citations	SDS
<a href="#">ZRB2037</a>	1D21, recombinant monoclonal	ICC, IHC, WB, affinity binding assay	human		 

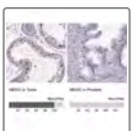


## Anti-MEF2D antibody produced in rabbit

**Synonym(s):** Anti-Myocyte-specific enhancer factor 2D antibody produced in rabbit

[All Photos](#) (17)


Product No.	Clonality	Application	Species Reactivity	Citations	SDS
<a href="#">HPA007114</a>	polyclonal	IF, IHC	human, mouse, rat	2	
<a href="#">HPA004807</a>	polyclonal	IF, IHC	human	4	

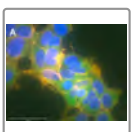


## Anti-MEIOC antibody produced in rabbit

**Synonym(s):** C17orf104, FLJ35848



[All Photos](#) (3)

Product No.	Clonality	Application	Species Reactivity	Citations	SDS
<a href="#">HPA027266</a>	polyclonal	IHC	human	2	



## Anti-MEK1 Antibody, clone 1F18 ZooMAb<sup>®</sup> Rabbit Monoclonal



[All Photos](#) (8)

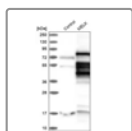
Product No.	Clonality	Application	Species Reactivity	Citations	SDS
<b>ZRB1847</b>	1F18, recombinant monoclonal	ICC, WB, affinity binding assay	monkey, human	 	



### **Anti-MEK2 Antibody, clone 1J7 ZooMAb<sup>®</sup> Rabbit Monoclonal**

**All Photos** (19)


Product No.	Clonality	Application	Species Reactivity	Citations	SDS
<b>ZRB1604</b>	1J7, recombinant monoclonal	ICC, IHC (p), WB	human	 	

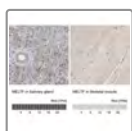


### **Anti-MELK antibody produced in rabbit**

**Synonym(s):** Anti-Maternal embryonic leucine zipper kinase, Anti-Protein kinase PK38, Anti-hMELK, Anti-hPK38

**All Photos** (2)


Product No.	Clonality	Application	Species Reactivity	Citations	SDS
<b>HPA017214</b>	polyclonal	IHC, WB	human	10	




### **Anti-MELTF antibody produced in rabbit**

**Synonym(s):** Anti-CD228 antigen, Anti-Melanoma-associated antigen p97, Anti-Melanotransferrin precursor



**All Photos** (7)

Product No.	Clonality	Application	Species Reactivity	Citations	SDS
<b>HPA004880</b>	polyclonal	IHC	human	2	




### **Anti-Menin/MEN1 Antibody, clone 1D2 ZooMAb<sup>®</sup> Rabbit Monoclonal**

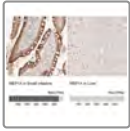
**All Photos** (13)

Product No.	Clonality	Application	Species Reactivity	Citations	SDS
<b>ZRB1793</b>	1D2, recombinant monoclonal	ICC, IHC (p), WB, affinity binding assay	human, mouse, rat	 	

## All Photos (6) **Anti-MEOX2 antibody produced in rabbit**

**Synonym(s):** Anti-GAX, Anti-MOX2, Anti-mesenchyme homeobox 2


Product No.	Clonality	Application	Species Reactivity	Citations	SDS
<b>HPA053793</b>	polyclonal	IHC, WB	human	4	

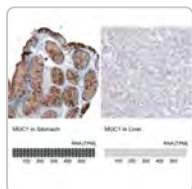


## **Anti-MEP1A antibody produced in rabbit**

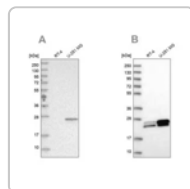
**Synonym(s):** Anti-PPHA, Anti-mexrin A,  $\alpha$  (PABA peptide hydrolase)

## All Photos (3)

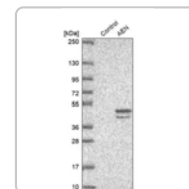
Product No.	Clonality	Application	Species Reactivity	Citations	SDS
<b>HPA029416</b>	polyclonal	IHC	human		



Sigma-Aldrich  
**AMAB91533**  
Monoclonal  
Anti-MUC1...



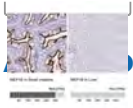
Sigma-Aldrich  
**HPA028118**  
Anti-GUK1



Sigma-Aldrich  
**HPA0485**  
Anti-AEN  
antibody.



## **Anti-MEP1B antibody produced in rabbit**



[Photos](#) (3)


Product No.	Clonality	Application	Species Reactivity	Citations	SDS
<a href="#">HPA029119</a>	polyclonal	IHC	human	1	



### Anti-MerTK Antibody, clone 2E14 ZooMAb<sup>®</sup> Rabbit Monoclonal

[All Photos](#) (9)

Product No.	Clonality	Application	Species Reactivity	Citations	SDS
<a href="#">ZRB1806</a>	2E14, recombinant monoclonal	FACS, IHC, WB, affinity binding assay	human, rat		




### Anti-MESDC2

**Synonym(s):** BOCA, KIAA0081, MESD

[All Photos](#) (1)

Product No.	Clonality	Application	Species Reactivity	Citations	SDS
<a href="#">HPA041721</a>	polyclonal	WB	human		

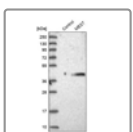


### Anti-MESDC2 antibody produced in rabbit

**Synonym(s):** Anti-BOCA, Anti-KIAA0081, Anti-MESD, Anti-Mesoderm development candidate 2

[All Photos](#) (2)

Product No.	Clonality	Application	Species Reactivity	Citations	SDS
<a href="#">HPA039414</a>	polyclonal	IHC	human		





### Anti-MEST antibody produced in rabbit

**Synonym(s):** Anti-Mesoderm-specific transcript homolog protein antibody produced in rabbit, Anti-Paternally-expressed gene 1 protein antibody produced in rabbit

[All Photos](#) (2)






Product No.	Clonality	Application	Species Reactivity	Citations	SDS
<a href="#">HPA005623</a>	polyclonal	IHC (p), WB	human	3	

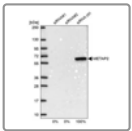


## Anti-Met Antibody, clone 2G19 ZooMAb<sup>®</sup> Rabbit Monoclonal

**Synonym(s):** Anti-C9orf72 Long form Antibody, clone 105 ZooMAb<sup>®</sup> Rabbit Monoclonal

[All Photos](#) (8)


Product No.	Clonality	Application	Species Reactivity	Citations	SDS
<a href="#">ZRB1858</a>	2G19, recombinant monoclonal	ICC, IHC, WB, affinity binding assay	human, mouse		  

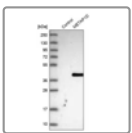


## Anti-METAP2 antibody produced in rabbit

**Synonym(s):** Anti-Initiation factor 2-associated 67 kDa glycoprotein, Anti-MAP 2, Anti-MetAP 2, Anti-Methionine aminopeptidase 2, Anti-Peptidase M 2, Anti-p67, Anti-p67eIF2

[All Photos](#) (6)



Product No.	Clonality	Application	Species Reactivity	Citations	SDS
<a href="#">HPA019095</a>	polyclonal	IF, IHC	human	5	




## Anti-METAP1D antibody produced in rabbit

**Synonym(s):** Anti-AC015976.1, Anti-AC015976.3, Anti-Methionine aminopeptidase 1D, mitochondrial Precursor


[All Photos](#) (6)

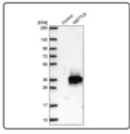
Product No.	Clonality	Application	Species Reactivity	Citations	SDS
<a href="#">HPA030298</a>	polyclonal	IF, IHC	human		
<a href="#">HPA030299</a>	polyclonal	IF, IHC	human	2	



## Anti-METTL12 antibody produced in rabbit

[All Photos](#) (2)


Product No.	Clonality	Application	Species Reactivity	Citations	SDS
<b>HPA038533</b>	polyclonal	IHC	human		




### Anti-METTL6 antibody produced in rabbit

**Synonym(s):** Anti-MGC24132, Anti-methyltransferase like 6

[All Photos](#) (3)


Product No.	Clonality	Application	Species Reactivity	Citations	SDS
<b>HPA035166</b>	polyclonal	IF, IHC, WB	human	2	

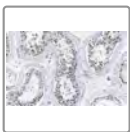


### Anti-METTL16 antibody produced in rabbit

**Synonym(s):** Anti-METT10D, Anti-MGC3329



[All Photos](#) (4)

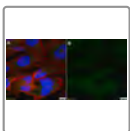
Product No.	Clonality	Application	Species Reactivity	Citations	SDS
<b>HPA020352</b>	polyclonal	IF, IHC	human	4	



### Anti-METTL14 Antibody, clone 2G22 ZooMAb<sup>®</sup> Rabbit Monoclonal



[All Photos](#) (21)

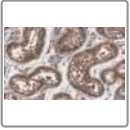
Product No.	Clonality	Application	Species Reactivity	Citations	SDS
<b>ZRB1339</b>	2G22, recombinant monoclonal	ICC, IHC (p), WB	human, mouse		 



### Anti-METTL4 Antibody, clone 2I6 ZooMAb<sup>®</sup> Rabbit Monoclonal



[All Photos](#) (4)

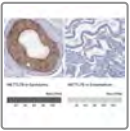
Product No.	Clonality	Application	Species Reactivity	Citations	SDS
<b>ZRB1735</b>	2I6, recombinant monoclonal	ICC, WB, affinity binding assay	human		 



## Anti-METTTL7A Antibody, clone 108 ZooMAb<sup>®</sup> Rabbit Monoclonal

[All Photos](#) (11)


Product No.	Clonality	Application	Species Reactivity	Citations	SDS
<b>ZRB1185</b>	108, monoclonal recombinant monoclonal	ICC, IHC (p), WB, affinity binding assay	human	 	

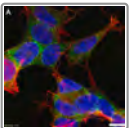


## Anti-METTTL7B antibody produced in rabbit

**Synonym(s):** Anti-ALDI, Anti-MGC17301, Anti-methyltransferase like 7B



[All Photos](#) (6)


Product No.	Clonality	Application	Species Reactivity	Citations	SDS
<b>HPA038644</b>	polyclonal	IF, IHC	human		



## Anti-MEX3A Antibody, clone 1J23 ZooMAb<sup>®</sup> Rabbit Monoclonal

[All Photos](#) (8)


Product No.	Clonality	Application	Species Reactivity	Citations	SDS
<b>ZRB2161</b>	1J23, recombinant monoclonal	ICC, WB, affinity binding assay	human, mouse	 	

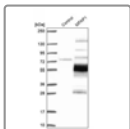


## Anti-MFAP5 antibody produced in rabbit

**Synonym(s):** Anti-MAGP-2, Anti-MFAP-5, Anti-MP25, Anti-Microfibril-associated glycoprotein 2, Anti-Microfibrillar-associated protein 5 precursor

[All Photos](#) (4)

Product No.	Clonality	Application	Species Reactivity	Citations	SDS
<b>HPA010553</b>	polyclonal	IHC, WB	human	7	



## Anti-MFAP1 antibody produced in rabbit

**Synonym(s):** Anti-Microfibrillar-associated protein 1

[All Photos](#) (2)

Product No.	Clonality	Application	Species Reactivity	Citations	SDS
<a href="#">HPA042370</a>	polyclonal	IHC, WB	human	1	

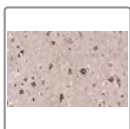


## Anti-MFAP2 antibody produced in rabbit

**Synonym(s):** Anti-MAGP antibody produced in rabbit, Anti-MAGP-1 antibody produced in rabbit, Anti-MFAP-2 antibody produced in rabbit, Anti-Microfibril-associated glycoprotein antibody produced in rabbit, Anti-Microfibrillar-associated protein 2 precursor antibody produced in rabbit

[All Photos](#) (5)

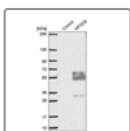
Product No.	Clonality	Application	Species Reactivity	Citations	SDS
<a href="#">HPA007354</a>	polyclonal	IHC	human	2	



## Anti-MFF Antibody, clone 1E18 ZooMAb<sup>®</sup> Rabbit Monoclonal

[All Photos](#) (13)

Product No.	Clonality	Application	Species Reactivity	Citations	SDS
<a href="#">ZRB2100</a>	1E18, recombinant monoclonal	ICC, IHC, WB, affinity binding assay	human, mouse		



## Anti-MFSD8 antibody produced in rabbit

**Synonym(s):** Anti-CLN7, Anti-MGC33302, Anti-Major Facilitator Superfamily Domain Containing 8

[All Photos](#) (5)


Product No.	Clonality	Application	Species Reactivity	Citations	SDS
<a href="#">HPA044802</a>	polyclonal	IF, IHC	human	2	

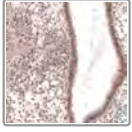


## Anti-MFSD2B antibody produced in rabbit

**Synonym(s):** Anti-major facilitator superfamily domain containing 2B

## All Photos (3)


Product No.	Clonality	Application	Species Reactivity	Citations	SDS
<a href="#">HPA044145</a>	polyclonal	IHC	human		

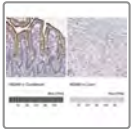


### Anti-MGA antibody produced in rabbit

**Synonym(s):** Anti-Fij12634, Anti-Kiaa0518, Anti-Mad5, Anti-Max gene associated, Anti-Mxd5

## All Photos (4)


Product No.	Clonality	Application	Species Reactivity	Citations	SDS
<a href="#">HPA042278</a>	polyclonal	IHC	human	1	

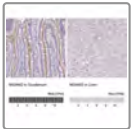


### Anti-MGAM antibody produced in rabbit

**Synonym(s):** Anti-Maltase-glucoamylase, intestinal antibody produced in rabbit


## All Photos (3)


Product No.	Clonality	Application	Species Reactivity	Citations	SDS
<a href="#">HPA002270</a>	polyclonal	IHC	human	4	



### Anti-MGAM2 antibody produced in rabbit



## All Photos (4)

Product No.	Clonality	Application	Species Reactivity	Citations	SDS
<a href="#">HPA055697</a>	polyclonal	IF, IHC	human		



### Anti-MGARP antibody produced in rabbit

## All Photos (8)

Product No.	Clonality	Application	Species Reactivity	Citations	SDS
<a href="#">HPA070835</a>	polyclonal	IF, IHC	human		
<a href="#">HPA015994</a>	polyclonal	IF, IHC	human		




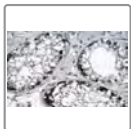
### Anti-MGAT4D antibody produced in rabbit



**Synonym(s):** Anti-Glycosyltransferase 54 domain-containing protein Precursor (EC 2.4.1.-)



**Photos** (3)

Product No.	Clonality	Application	Species Reactivity	Citations	SDS
<b>HPA036523</b>	polyclonal	IHC	human	1	



### **Anti-MGEA5/OGA Antibody, clone 1B3 ZooMAb<sup>®</sup> Rabbit Monoclonal**

**All Photos** (8)


Product No.	Clonality	Application	Species Reactivity	Citations	SDS
<b>ZRB2337</b>	1B3, recombinant monoclonal	IHC, WB, affinity binding assay	mouse, human		 

**All**

## Anti-MGLL antibody produced in rabbit

**Photos** (4)

**Synonym(s):** Anti-HU-K5, Anti-Lysophospholipase homolog, Anti-Lysophospholipase-like, Anti-MGL, Anti-Monoglyceride lipase



Product No.	Clonality	Application	Species Reactivity	Citations	SDS
<b>HPA011994</b>	polyclonal	IHC	human	3	

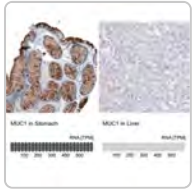


## Anti-mGluR5 Antibody, clone 1F11 ZooMAb<sup>®</sup> Rabbit Monoclonal

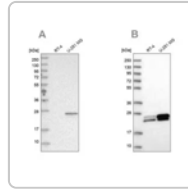
**All**

**Photos** (11)

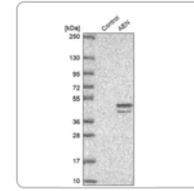
Product No.	Clonality	Application	Species Reactivity	Citations	SDS
<b>ZRB1270</b>	1F11, recombinant monoclonal	ICC, IHC (p), WB, affinity binding assay	rat		 



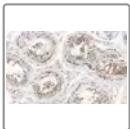
Sigma-Aldrich  
**AMAB91533**  
 Monoclonal  
 Anti-MUC1...



Sigma-Aldrich  
**HPA028118**  
 Anti-GUK1





Sigma-Aldrich  
**HPA0485**  
 Anti-AEN  
 antibody.



### Anti-MGMT Antibody, clone 2N19 ZooMAb<sup>®</sup> Rabbit Monoclonal



**All Photos** (14)

Product No.	Clonality	Application	Species Reactivity	Citations	SDS
<b>ZRB1363</b>	2N19, recombinant monoclonal	ICC, IHC (p), WB, affinity binding assay	human	 	



### Anti-MGMT Antibody, clone MT3.1 ZooMAb<sup>®</sup> Mouse Monoclonal


**All Photos** (10)

Product No.	Clonality	Application	Species Reactivity	Citations	SDS
<b>ZMS1088</b>	MT3.1, recombinant monoclonal	ICC, IHC, WB	human	 	

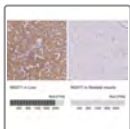


### Anti-MGST3 antibody produced in rabbit

**All Photos** (3)

Product No.	Clonality	Application	Species Reactivity	Citations	SDS
<b>HPA077929</b>	polyclonal	IF, IHC	human		



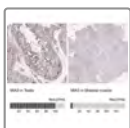


## Anti-MGST1 antibody produced in rabbit

**Synonym(s):** Anti-GST12, Anti-MGST-I, Anti-Microsomal Glutathione S-Transferase 1

[All Photos](#) (4)

Product No.	Clonality	Application	Species Reactivity	Citations	SDS
<a href="#">HPA044840</a>	polyclonal	IF, IHC	human	1	



## Anti-MIA3 antibody produced in rabbit

**Synonym(s):** Anti-FLJ39207, Anti-KIAA0268, Anti-TANGO, Anti-UNQ6077

[All Photos](#) (11)

Product No.	Clonality	Application	Species Reactivity	Citations	SDS
<a href="#">HPA056816</a>	polyclonal	IF, IHC	human		
<a href="#">HPA055922</a>	polyclonal	IF, IHC	human	5	



## Anti-MIB2 antibody produced in rabbit

[All Photos](#) (3)

Product No.	Clonality	Application	Species Reactivity	Citations	SDS
<a href="#">HPA068322</a>	polyclonal	IHC	human		




## Anti-MICA Antibody, clone 4F8 ZooMAb<sup>®</sup> Rabbit Monoclonal

**Synonym(s):** MHC class I polypeptide-related sequence A, MIC-A

[All Photos](#) (15)

Product No.	Description	SDS
<a href="#">ZRB1697</a>	recombinant, expressed in HEK 293 cells	




## Anti-MICAL1 antibody produced in rabbit

**Synonym(s):** Anti-DKFZp434B1517, Anti-Em:AB023049.8, Anti-FLJ11937, Anti-FLJ21739, Anti-MICAL, Anti-NICAL, Anti-microtubule associated monooxygenase, calponin and LIM domain containing

1

[All](#)

[Photos](#) (2)


Product No.	Clonality	Application	Species Reactivity	Citations	SDS
<a href="#">HPA030178</a>	polyclonal	IHC	human		

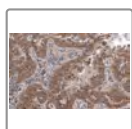


## Anti-MICAL2 antibody produced in rabbit

**Synonym(s):** Anti-FLJ23471, Anti-JRAB, Anti-MGC46023, Anti-MICAL-L2, Anti-MICAL-like 2

[All Photos](#) (3)

Product No.	Clonality	Application	Species Reactivity	Citations	SDS
<a href="#">HPA025695</a>	polyclonal	IHC	human	2	






## Anti-MICB Antibody, clone 2K9 ZooMAb® Rabbit Monoclonal

**Synonym(s):** MHC class I polypeptide-related sequence B, MIC-B

[All](#)


[Photos](#) (24)

Product No.	Clonality	Application	Species Reactivity	Citations	SDS
<a href="#">ZRB1439</a>	2K9, monoclonal recombinant monoclonal	FACS, ICC, IHC (p), WB, affinity binding assay	human		 



## Anti-MICU1 antibody produced in rabbit

[All Photos](#) (3)

Product No.	Clonality	Application	Species Reactivity	Citations	SDS
<a href="#">HPA037479</a>	polyclonal	IF	human	6	




## Anti-MICU3 antibody produced in rabbit



**Synonym(s):** Anti-EF-hand domain-containing family member A2, Anti-EFHA2

[Photos](#) (2)

Product No.	Clonality	Application	Species Reactivity	Citations	SDS
<a href="#">HPA024771</a>	polyclonal	IHC	human	3	

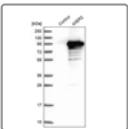


### Anti-MIER1 antibody produced in rabbit

**Synonym(s):** Anti-Early response 1, Anti-Er1, Anti-Mesoderm induction early response protein 1, Anti-Mi-er1, Anti-hmi-er1

[All Photos](#) (6)

Product No.	Clonality	Application	Species Reactivity	Citations	SDS
<a href="#">HPA019589</a>	polyclonal	IF, IHC	human	4	

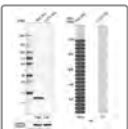


### Anti-MIER2 antibody produced in rabbit

**Synonym(s):** Anti-KIAA1193, Anti-mesoderm induction early response 1, family member 2

[All Photos](#) (3)

Product No.	Clonality	Application	Species Reactivity	Citations	SDS
<a href="#">HPA041439</a>	polyclonal	IF, IHC	human		

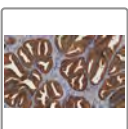


### Anti-MIF antibody produced in rabbit

**Synonym(s):** Anti-GIF antibody produced in rabbit, Anti-Glycosylation-inhibiting factor antibody produced in rabbit, Anti-Macrophage migration inhibitory factor antibody produced in rabbit, Anti-Phenylpyruvate tautomerase antibody produced in rabbit

[All Photos](#) (7)

Product No.	Clonality	Application	Species Reactivity	Citations	SDS
<a href="#">HPA003868</a>	polyclonal	IF, IHC	mouse, human, rat	11	

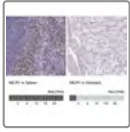


### Anti-MIF Antibody, clone 1K16 ZooMAb® Rabbit Monoclonal

[All Photos](#) (16)


Product No.	Clonality	Application	Species Reactivity	Citations	SDS
<a href="#">ZRB1653</a>	1K16, recombinant	ICC, IHC (p),	mouse, rat, human		


Product No.	Clonality	Application	Species Reactivity	Citations	SDS
	monoclonal	WB, affinity binding assay			



### Anti-MILR1 antibody produced in rabbit

[All Photos](#) (3)


Product No.	Clonality	Application	Species Reactivity	Citations	SDS
<b>HPA014347</b>	polyclonal	IHC (p)	human	2	

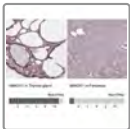


### Anti-MINK1 antibody produced in rabbit

**Synonym(s):** Anti-B55, Anti-MAP4K6, Anti-MINK, Anti-YSK2, Anti-misshapen-like kinase 1

[All Photos](#) (2)


Product No.	Clonality	Application	Species Reactivity	Citations	SDS
<b>HPA056296</b>	polyclonal	IHC, WB	human		

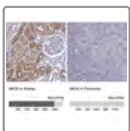


### Anti-MINOS1 antibody produced in rabbit

**Synonym(s):** Anti-C1orf151, Anti-FLJ36999, Anti-MIO10, Anti-RP5-1056L3.2

[All Photos](#) (4)



Product No.	Clonality	Application	Species Reactivity	Citations	SDS
<b>HPA059930</b>	polyclonal	IF, IHC	human	1	



### Anti-MIOX antibody produced in rabbit

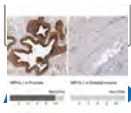
**Synonym(s):** Anti-ALDRL6

[All Photos](#) (8)

Product No.	Clonality	Application	Species Reactivity	Citations	SDS
<b>HPA039451</b>	polyclonal	IHC	human		
<b>HPA039562</b>	polyclonal	IHC	human	1	



### Anti-MIPOL1 antibody produced in rabbit



**Synonym(s):** Anti-Mirror-image polydactyly gene 1 protein antibody produced in rabbit

[Photos](#) (4)

Product No.	Clonality	Application	Species Reactivity	Citations	SDS
<a href="#">HPA002893</a>	polyclonal	IHC	human	2	



### Anti-MIS18A antibody produced in rabbit

**Synonym(s):** Anti-C21orf45, Anti-FAPP1-associated protein 1, Anti-Protein Mis18-alpha, Anti-Protein Mis18-α

[All Photos](#) (9)

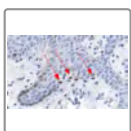
Product No.	Clonality	Application	Species Reactivity	Citations	SDS
<a href="#">HPA020585</a>	polyclonal	IF, IHC	human	3	
<a href="#">HPA018286</a>	polyclonal	IHC	human	3	



### Anti-MISP antibody produced in rabbit

[All Photos](#) (16)


Product No.	Clonality	Application	Species Reactivity	Citations	SDS
<a href="#">HPA062232</a>	polyclonal	IF, IHC	human	3	
<a href="#">HPA049511</a>	polyclonal	IF, IHC, WB	human		



### Anti-MITF Antibody, clone 1E2 ZooMAb® Rabbit Monoclonal



[All Photos](#) (20)

Product No.	Clonality	Application	Species Reactivity	Citations	SDS
<a href="#">ZRB1335</a>	1E2, recombinant monoclonal	ICC, IHC (p), WB, affinity binding assay	mouse, human		



## Anti-Mitochondria Antibody, clone 113-1 ZooMAb<sup>®</sup> Mouse Monoclonal



[All Photos](#) (5)

Product No.	Clonality	Application	Species Reactivity	Citations	SDS
<b>ZMS1204</b>	recombinant monoclonal	ICC, IHC, WB		  	



## Anti-Mitofilin Antibody, clone 1G19 ZooMAb<sup>®</sup> Rabbit Monoclonal




[All Photos](#) (20)

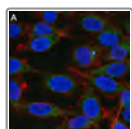
Product No.	Clonality	Application	Species Reactivity	Citations	SDS
<b>ZRB2003</b>	1G19, recombinant monoclonal	ICC, IHC, WB, affinity binding assay	rat, mouse, human	 	



## Anti-Mitofusin-1 Antibody, clone 117 ZooMAb<sup>®</sup> Rabbit Monoclonal



[All Photos](#) (5)

Product No.	Clonality	Application	Species Reactivity	Citations	SDS
<b>ZRB2761</b>	recombinant monoclonal	IHC, WB, affinity binding assay	human	  	





## Anti-Mitofusin-2 Antibody, clone 2D19 ZooMAb<sup>®</sup> Rabbit Monoclonal


[All Photos](#) (8)

Product No.	Clonality	Application	Species Reactivity	Citations	SDS
<b>ZRB1202</b>	2D19, monoclonal	ICC, WB, affinity	monkey, rat, human	 	

<b>Product No.</b>	<b>Clonality</b>	<b>Application</b>	<b>Species Reactivity</b>	<b>Citations</b>	<b>SDS</b>
	recombinant monoclonal	binding assay			


**All Photos (11) Anti-MKI67 antibody produced in rabbit**

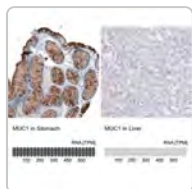
Product No.	Clonality	Application	Species Reactivity	Citations	SDS
<b>HPA001164</b>	polyclonal	IF, IHC	human	9	
<b>HPA000451</b>	polyclonal	IF, IHC	human	3	



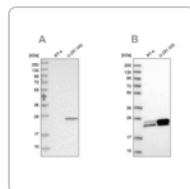
**Anti-MKI67IP antibody produced in rabbit**

**All Photos (3)**

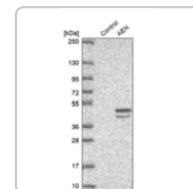
Product No.	Clonality	Application	Species Reactivity	Citations	SDS
<b>HPA035735</b>	polyclonal	IF, IHC, WB	human		



Sigma-Aldrich  
**AMAB91533**  
 Monoclonal  
 Anti-MUC1...



Sigma-Aldrich  
**HPA028118**  
 Anti-GUK1





Sigma-Aldrich  
**HPA0485**  
 Anti-AEN  
 antibody.





## Anti-MKK3/MKK6 Antibody, clone 2E21 ZooMAb<sup>®</sup> Rabbit Monoclonal

**All Photos** (12)



Product No.	Clonality	Application	Species Reactivity	Citations	SDS
<b>ZRB2204</b>	2E21, recombinant monoclonal	ICC, IHC, WB	mouse, human, rat	 	



## Anti-MKKS antibody produced in rabbit

**Synonym(s):** Anti-BBS6, Anti-McKusick-Kaufman syndrome, Anti-Mckusick-Kaufman Syndrome

**All Photos** (13)


Product No.	Clonality	Application	Species Reactivity	Citations	SDS
<b>HPA041071</b>	polyclonal	IHC	human		
<b>HPA044233</b>	polyclonal	IF, IHC	human		

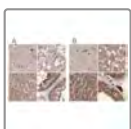


## Anti-MKNK2 antibody produced in rabbit

**Synonym(s):** Anti-MAP kinase signal-integrating kinase 2, Anti-MAP kinase-interacting serine/threonine-protein kinase 2, Anti-Mnk2

**All Photos** (2)



Product No.	Clonality	Application	Species Reactivity	Citations	SDS
<b>HPA021875</b>	polyclonal	IHC	human	3	



## Anti-MKRN2 antibody produced in rabbit

**Synonym(s):** Anti-HSPC070, Anti-Makorin ring finger protein 2, Anti-RNF62

**All Photos** (15)

Product No.	Clonality	Application	Species Reactivity	Citations	SDS
<b>HPA037560</b>	polyclonal	IF, IHC	human	4	
<b>HPA037559</b>	polyclonal	IF, IHC	human, rat, mouse	3	



## Anti-MKS1 antibody produced in rabbit



**Synonym(s):** Anti-Meckel syndrome type 1 protein

[Photos](#) (13)

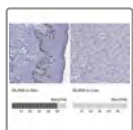
Product No.	Clonality	Application	Species Reactivity	Citations	SDS
<a href="#">HPA021372</a>	polyclonal	IHC	human, rat	3	
<a href="#">HPA021812</a>	polyclonal	IHC	human	6	



### Anti-MLANA antibody produced in mouse

[All Photos](#) (21)

Product No.	Clonality	Application	Species Reactivity	Citations	SDS
<a href="#">AMAB91816</a>	CL12863, monoclonal	IF, IHC, WB	human		
<a href="#">AMAB91817</a>	CL12864, monoclonal	IF, IHC, WB	human		
<a href="#">AMAB91818</a>	CL12874, monoclonal	IF, IHC, WB	human		

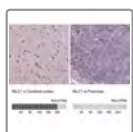


### Anti-MLANA antibody produced in rabbit

**Synonym(s):** Anti-MART1

[All Photos](#) (6)

Product No.	Clonality	Application	Species Reactivity	Citations	SDS
<a href="#">HPA048662</a>	polyclonal	IHC	human	7	



### Anti-MLC1 antibody produced in rabbit

**Synonym(s):** Anti-Membrane protein MLC1 antibody produced in rabbit, Anti-KIAA0027, Anti-LVM, Anti-MLC, Anti-VL



[All Photos](#) (10)

Product No.	Clonality	Application	Species Reactivity	Citations	SDS
<a href="#">HPA003040</a>	polyclonal	IHC, WB	human	1	
<a href="#">HPA067533</a>	polyclonal	IHC	human		



### Anti-MLC-2/MYL2 Antibody, clone 19D3.1 ZooMAb® Mouse Monoclonal


**All Photos** (13)

Product No.	Clonality	Application	Species Reactivity	Citations	SDS
<b>ZMS1139</b>	19D3.1, recombinant monoclonal	IF, IHC, WB	mouse, human, rat		 



**Anti-MLF1 antibody produced in rabbit**

**All Photos** (3)



Product No.	Clonality	Application	Species Reactivity	Citations	SDS
<b>HPA079339</b>	polyclonal	IF, IHC	human		

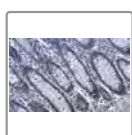


**Anti-MLF2 antibody produced in rabbit**

**Synonym(s):** Anti-Myelodysplasia-myeloid leukemia factor 2 antibody produced in rabbit, Anti-Myeloid leukemia factor 2 antibody produced in rabbit



**All Photos** (17)

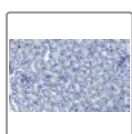
Product No.	Clonality	Application	Species Reactivity	Citations	SDS
<b>HPA010811</b>	polyclonal	IF, IHC	human	2	
<b>HPA010859</b>	polyclonal	IF, IHC	human	2	



**Anti-MLH1 Antibody, clone 1B15 ZooMAb<sup>®</sup> Rabbit Monoclonal**



**All Photos** (13)

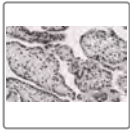
Product No.	Clonality	Application	Species Reactivity	Citations	SDS
<b>ZRB1964</b>	1B15, recombinant monoclonal	ICC, IHC, WB, affinity binding assay	human		 



**Anti-MLKL Antibody, clone 3F13, ZooMAb<sup>®</sup> Rabbit Monoclonal**



**All Photos** (14)

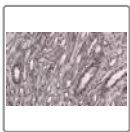
Product No.	Clonality	Application	Species Reactivity	Citations	SDS
<b>ZRB1142</b>	3F13, recombinant monoclonal	IF, IHC (p), WB	mouse, rat	 	



**Anti-MLL2 Antibody, clone 3L17 ZooMAb<sup>®</sup> Rabbit Monoclonal**



**All Photos** (11)


Product No.	Clonality	Application	Species Reactivity	Citations	SDS
<b>ZRB1538</b>	3L17, recombinant monoclonal	ICC, IHC, WB, affinity binding assay	human	 	



**Anti-MLL/HRX CT Antibody, clone 5C15 ZooMAb<sup>®</sup> Rabbit Monoclonal**

**All Photos** (13)


Product No.	Clonality	Application	Species Reactivity	Citations	SDS
<b>ZRB1061</b>	5C15, recombinant monoclonal monoclonal	ICC, IHC (p), affinity binding assay	human	 	

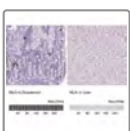


**Anti-MLLT3 antibody produced in rabbit**

**Synonym(s):** Anti-ALL1 fused gene from chromosome 9 protein antibody produced in rabbit, Anti-Myeloid/lymphoid or mixed-lineage leukemia translocated to chromosome 3 protein antibody produced in rabbit, Anti-Protein AF-9 antibody produced in rabbit, Anti-YEATS domain-containing protein 3 antibody produced in rabbit


**All Photos** (7)

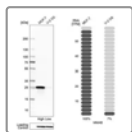
Product No.	Clonality	Application	Species Reactivity	Citations	SDS
<b>HPA001824</b>	polyclonal	IF, IHC	human	4	



**Anti-MLN antibody produced in rabbit**


## All Photos (3)

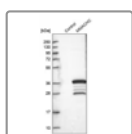
Product No.	Clonality	Application	Species Reactivity	Citations	SDS
<a href="#">HPA069392</a>	polyclonal	IHC	human	1	



### Anti-MMAB antibody produced in rabbit

## All Photos (6)




Product No.	Clonality	Application	Species Reactivity	Citations	SDS
<a href="#">HPA039017</a>	polyclonal	IF, IHC	human	6	

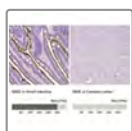


### Anti-MMACHC antibody produced in rabbit

**Synonym(s):** Anti-DKFZP564I122, Anti-cblC, Anti-methylmalonic aciduria (cobalamin deficiency) cblC type, with homocystinuria



## All Photos (6)


Product No.	Clonality	Application	Species Reactivity	Citations	SDS
<a href="#">HPA027402</a>	polyclonal	IHC	human		
<a href="#">HPA027394</a>	polyclonal	IHC	human		
<a href="#">HPA027399</a>	polyclonal	IHC	human		



### Anti-MME antibody produced in rabbit


## All Photos (12)

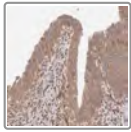
Product No.	Clonality	Application	Species Reactivity	Citations	SDS
<a href="#">HPA052583</a>	polyclonal	IHC	human		
<a href="#">HPA056072</a>	polyclonal	IHC	human		



### Anti-MMGT1 antibody produced in rabbit

## All Photos (5)


Product No.	Clonality	Application	Species Reactivity	Citations	SDS
<a href="#">HPA032037</a>	polyclonal	IHC	human	1	

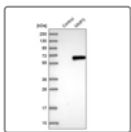


### Anti-MMP2 antibody produced in rabbit

**Synonym(s):** Anti-72 kDa gelatinase antibody produced in rabbit, Anti-72 kDa type IV collagenase precursor antibody produced in rabbit, Anti-Gelatinase A antibody produced in rabbit, Anti-MMP-2 antibody produced in rabbit, Anti-Matrix metalloproteinase-2 antibody produced in rabbit, Anti-TBE-1 antibody produced in rabbit

[All Photos](#) (5)


Product No.	Clonality	Application	Species Reactivity	Citations	SDS
<a href="#">HPA001939</a>	polyclonal	IHC, WB	human	14	

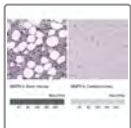


### Anti-MMP3 antibody produced in rabbit

**Synonym(s):** Anti-MMP-3 antibody produced in rabbit, Anti-Matrix metalloproteinase-3 antibody produced in rabbit, Anti-SL-1 antibody produced in rabbit, Anti-Stromelysin-1 precursor antibody produced in rabbit, Anti-Transin-1 antibody produced in rabbit

[All Photos](#) (3)



Product No.	Clonality	Application	Species Reactivity	Citations	SDS
<a href="#">HPA007875</a>	polyclonal	IHC	human	5	

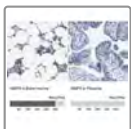


### Anti-MMP9 antibody produced in rabbit

**Synonym(s):** CLG4B, Anti-CLG4B

[All Photos](#) (11)


Product No.	Clonality	Application	Species Reactivity	Citations	SDS
<a href="#">HPA001238</a>	polyclonal	IF, IHC	human	21	
<a href="#">HPA063909</a>	polyclonal	IHC	human		



### Anti-MMP8 antibody produced in rabbit

**Synonym(s):** Anti-MMP-8, Anti-Matrix metalloproteinase-8, Anti-Neutrophil collagenase, Anti-PMNL collagenase, Anti-PMNL-CL



[All Photos](#) (3)

Product No.	Clonality	Application	Species Reactivity	Citations	SDS
<a href="#">HPA022935</a>	polyclonal	IHC	human	4	



## Anti-MMP14 Antibody, clone LEM-2/15.8 ZooMAb<sup>®</sup> Mouse Monoclonal



[All Photos](#) (11)

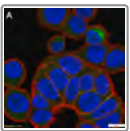
Product No.	Clonality	Application	Species Reactivity	Citations	SDS
<b>ZMS1060</b>	LEM-2/15.8, recombinant monoclonal	FACS, ICC, IHC (p), WB	human	 	



## Anti-MMP-14 Antibody, clone 1J5 ZooMAb<sup>®</sup> Rabbit Monoclonal



[All Photos](#) (12)

Product No.	Clonality	Application	Species Reactivity	Citations	SDS
<b>ZRB1760</b>	1J5, monoclonal recombinant monoclonal	FACS, ICC, IHC (p), WB, affinity binding assay	mouse, human	 	





## Anti-MMP-7 Antibody, clone 2B3 ZooMAb<sup>®</sup> Rabbit Monoclonal

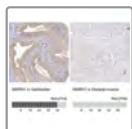
[All Photos](#) (8)

Product No.	Clonality	Application	Species Reactivity	Citations	SDS
<b>ZRB2059</b>	2B3, recombinant monoclonal	ELISA, ICC, WB	human	 	

**All Photos** (10)

**Anti-MMP-9 Antibody, clone 8H12 ZooMAb<sup>®</sup> Rabbit Monoclonal**


Product No.	Clonality	Application	Species Reactivity	Citations	SDS
<b>ZRB2049</b>	8H12, recombinant monoclonal	ICC, IHC (p), affinity binding assay	human		 



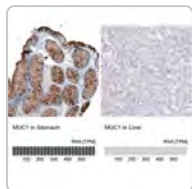
**Anti-MMRN1 antibody produced in rabbit**

**Synonym(s):** Anti-ECM, Anti-EMILIN4, Anti-GPIa\*, Anti-MMRN, Anti-multimerin 1

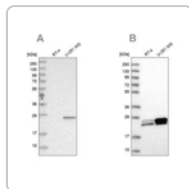
**All Photos** (4)

Product No.	Clonality	Application	Species Reactivity	Citations	SDS
<b>HPA035769</b>	polyclonal	IF, IHC	human	1	

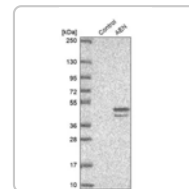




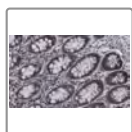
Sigma-Aldrich  
**AMAB91533**  
 Monoclonal  
 Anti-MUC1...



Sigma-Aldrich  
**HPA028118**  
 Anti-GUK1





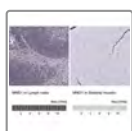
Sigma-Aldrich  
**HPA0485**  
 Anti-AEN  
 antibody.



**Anti-Mn-SOD Antibody, clone 1C14 ZooMAb® Rabbit Monoclonal**


**All Photos** (11)


Product No.	Clonality	Application	Species Reactivity	Citations	SDS
<b>ZRB1246</b>	1C14, monoclonal recombinant monoclonal	ICC, IHC (p), WB, affinity binding assay	rat, human	 	



**Anti-MND1**  
**Synonym(s):** GAJ


**All Photos** (4)

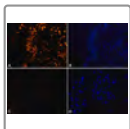
Product No.	Clonality	Application	Species Reactivity	Citations	SDS
<b>HPA043499</b>	polyclonal	IHC	human		



**Anti-MNDA antibody produced in rabbit**  
**Synonym(s):** Anti-Myeloid cell nuclear differentiation antigen, Anti-PYHIN3

**All Photos** (3)

Product No.	Clonality	Application	Species Reactivity	Citations	SDS
<b>HPA034532</b>	polyclonal	IHC	human	2	

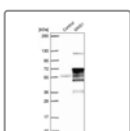


## Anti-MNK2 (N-terminal) antibody produced in rabbit

**Synonym(s):** Anti-GPRK7, Anti-MAP kinase interacting serine/threonine kinase 2, Anti-MKNK2

[All Photos](#) (2)


Product No.	Clonality	Application	Species Reactivity	Citations	SDS
<b>M0696</b>	polyclonal	ICC, IF, IP, WB	rat (predicted), human, mouse (predicted)	6	



## Anti-MNS1 antibody produced in rabbit

[All Photos](#) (5)

Product No.	Clonality	Application	Species Reactivity	Citations	SDS
<b>HPA040382</b>	polyclonal	IHC	human		
<b>HPA039975</b>	polyclonal	IF, IHC	human	3	

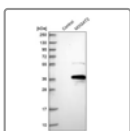


## Anti-MOCS2 antibody produced in rabbit

**Synonym(s):** Anti-MOCO1, Anti-Molybdenum cofactor synthesis 2

[All Photos](#) (5)

Product No.	Clonality	Application	Species Reactivity	Citations	SDS
<b>HPA037679</b>	polyclonal	IHC	human		
<b>HPA037680</b>	polyclonal	IF, IHC	human		



## Anti-MOGAT2 antibody produced in rabbit

**Synonym(s):** Anti-DGAT2L5, Anti-FLJ22644, Anti-MGAT2, Anti-PRK2, Anti-PRKCL2, Anti-Pak-2, Anti-monoacylglycerol O-acyltransferase 2

[All Photos](#) (4)

Product No.	Clonality	Application	Species Reactivity	Citations	SDS
<b>HPA028834</b>	polyclonal	IHC	human		




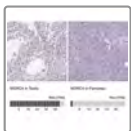
## Anti-Monoamine Oxidase B (C-terminal) antibody produced in rabbit

**Synonym(s):** Anti-Adrenalin oxidase, Anti-MAO, brain, Anti-MAO, platelet, Anti-Tyramine oxidase

All

Photos (2)

Product No.	Clonality	Application	Species Reactivity	Citations	SDS
<b>M1946</b>	polyclonal	WB	rat, mouse, human	6	





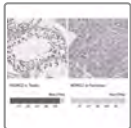
## Anti-MORC4 antibody produced in rabbit

**Synonym(s):** Anti-FLJ11565, Anti-ZCW4, Anti-ZCWCC2, Anti-MORC family CW-type zinc finger protein 4 antibody produced in rabbit, Anti-Zinc finger CW-type coiled-coil domain protein 2 antibody produced in rabbit

All

Photos (17)

Product No.	Clonality	Application	Species Reactivity	Citations	SDS
<b>HPA015547</b>	polyclonal	IHC	human		
<b>HPA000395</b>	polyclonal	IF, IHC	human	2	





## Anti-MORC2 antibody produced in rabbit

**Synonym(s):** Anti-MORC family CW-type zinc finger protein 2 antibody produced in rabbit, Anti-Zinc finger CW-type coiled-coil domain protein 1 antibody produced in rabbit

All

Photos (4)


Product No.	Clonality	Application	Species Reactivity	Citations	SDS
<b>HPA000436</b>	polyclonal	IF, IHC	human	1	

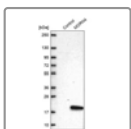


## Anti-MORF4L2 antibody produced in rabbit

**Synonym(s):** Anti-KIAA0026, Anti-MRGX, Anti-mortality factor 4 like 2

All Photos (4)


Product No.	Clonality	Application	Species Reactivity	Citations	SDS
<b>HPA054102</b>	polyclonal	IF, IHC, WB	human		

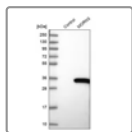


## Anti-MORN4 antibody produced in rabbit

**Synonym(s):** Anti-C10orf83, Anti-FLJ25925, Anti-MORN repeat containing 4, Anti-bA548K23.4

## All Photos (3)



Product No.	Clonality	Application	Species Reactivity	Citations	SDS
<a href="#">HPA052718</a>	polyclonal	IHC	human		

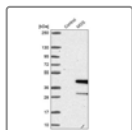


### Anti-MORN3 antibody produced in rabbit

**Synonym(s):** Anti-MORN repeat containing 3

## All Photos (5)


Product No.	Clonality	Application	Species Reactivity	Citations	SDS
<a href="#">HPA038709</a>	polyclonal	IHC	human		
<a href="#">HPA038710</a>	polyclonal	IF, IHC	human		




### Anti-MOS antibody produced in rabbit

**Synonym(s):** Anti-V-mos moloney murine sarcoma viral oncogene homolog

## All Photos (2)


Product No.	Clonality	Application	Species Reactivity	Citations	SDS
<a href="#">HPA040424</a>	polyclonal	IHC	human		



### Anti-MOSPD3 antibody produced in rabbit

**Synonym(s):** Anti-Cds3, Anti-Motile sperm domain containing 3, Anti-Net30



## All Photos (3)

Product No.	Clonality	Application	Species Reactivity	Citations	SDS
<a href="#">HPA041137</a>	polyclonal	IF, IHC	human		

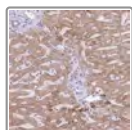


### Anti-MOSPD2 Antibody, clone 3C20 ZooMAb<sup>®</sup> Rabbit Monoclonal

## All Photos (14)

Product No.	Clonality	Application	Species Reactivity	Citations	SDS
<a href="#">ZRB1046</a>	3C20, recombinant	ICC, IHC (p), WB,	mouse, human		 


Product No.	Clonality	Application	Species Reactivity	Citations	SDS
	monoclonal	affinity			
	monoclonal	binding assay			

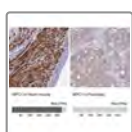


### Anti-MPC2 antibody produced in rabbit

**Synonym(s):** Anti-BRP44, Anti-DKFZP564B167

[All Photos](#) (4)


Product No.	Clonality	Application	Species Reactivity	Citations	SDS
<b>HPA056091</b>	polyclonal	IHC	human	4	




### Anti-MPC1 antibody produced in rabbit

**Synonym(s):** Anti-Brain Protein 44-Like, Anti-CGI-129, Anti-dJ68L15.3

[All Photos](#) (9)


Product No.	Clonality	Application	Species Reactivity	Citations	SDS
<b>HPA045119</b>	polyclonal	IF, IHC	human	26	

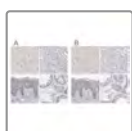


### Anti-MPG antibody produced in rabbit

**Synonym(s):** Anti-3-alkyladenine DNA glycosylase, Anti-3-methyladenine DNA glycosidase, Anti-ADPG, Anti-DNA-3-methyladenine glycosylase, Anti-N-methylpurine-DNA glycosylase



[All Photos](#) (3)

Product No.	Clonality	Application	Species Reactivity	Citations	SDS
<b>HPA006531</b>	polyclonal	IF, IHC	human	5	



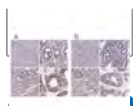
### Anti-MPHOSPH10 antibody produced in rabbit

[All Photos](#) (12)

Product No.	Clonality	Application	Species Reactivity	Citations	SDS
<b>HPA035059</b>	polyclonal	IF, IHC	human		
<b>HPA035060</b>	polyclonal	IF, IHC	human		




### Anti-MPHOSPH8 antibody produced in rabbit



**Synonym(s):** Anti-Hsmpp8, Anti-M-phase phosphoprotein 8, Anti-Mpp8

[Photos](#) (13)

Product No.	Clonality	Application	Species Reactivity	Citations	SDS
<a href="#">HPA040035</a>	polyclonal	IF, IHC	human	3	
<a href="#">HPA039701</a>	polyclonal	IF, IHC	human	3	



### Anti-MPND antibody produced in rabbit

**Synonym(s):** Anti-FLJ14981, Anti-MPN domain containing

[All Photos](#) (3)

Product No.	Clonality	Application	Species Reactivity	Citations	SDS
<a href="#">HPA043274</a>	polyclonal	IF, IHC, WB	human		

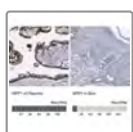


### Anti-MPO antibody produced in rabbit

**Synonym(s):** Anti-MPO, Anti-Myeloperoxidase

[All Photos](#) (14)

Product No.	Clonality	Application	Species Reactivity	Citations	SDS
<a href="#">HPA061464</a>	polyclonal	IF, IHC	human	1	
<a href="#">HPA021147</a>	polyclonal	IHC	human	9	



### Anti-MPP1 antibody produced in rabbit

[All Photos](#) (5)



Product No.	Clonality	Application	Species Reactivity	Citations	SDS
<a href="#">HPA076675</a>	polyclonal	IF, IHC	human		



### Anti-MPP2 antibody produced in rabbit

**Synonym(s):** Anti-Discs large homolog 2, Anti-MAGUK p55 subfamily member 2, Anti-Protein MPP2

[All Photos](#) (6)



Product No.	Clonality	Application	Species Reactivity	Citations	SDS
<a href="#">HPA073483</a>	polyclonal	IF, IHC	human		
<a href="#">HPA026486</a>	polyclonal	IF, IHC	human		

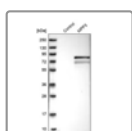


### Anti-MPP6 antibody produced in rabbit

**Synonym(s):** Anti-MAGUK p55 subfamily member 6, Anti-VAM-1, Anti-Veli-associated MAGUK 1

[All Photos](#) (6)



Product No.	Clonality	Application	Species Reactivity	Citations	SDS
<a href="#">HPA020456</a>	polyclonal	IHC	human	1	
<a href="#">HPA019085</a>	polyclonal	IHC	human	2	

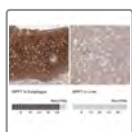


### Anti-MPP3 antibody produced in rabbit

**Synonym(s):** Anti-Discs large homolog 3, Anti-MAGUK p55 subfamily member 3, Anti-Protein MPP3

[All Photos](#) (9)


Product No.	Clonality	Application	Species Reactivity	Citations	SDS
<a href="#">HPA021818</a>	polyclonal	IF, IHC	human	2	
<a href="#">HPA024742</a>	polyclonal	IF, IHC	human	3	



### Anti-MPP7 antibody produced in rabbit

**Synonym(s):** Anti-FLJ32798, Anti-Membrane protein, palmitoylated 7 (MAGUK p55 subfamily member 7)



[All Photos](#) (3)


Product No.	Clonality	Application	Species Reactivity	Citations	SDS
<a href="#">HPA037598</a>	polyclonal	IHC	human		

**All**  
**Photos** (6)

**Anti-MPP2 antibody produced in rabbit**

**Synonym(s):** Anti-Discs large homolog 2, Anti-MAGUK p55 subfamily member 2, Anti-Protein MPP2


Product No.	Clonality	Application	Species Reactivity	Citations	SDS
<a href="#">HPA073483</a>	polyclonal	IF, IHC	human		
<a href="#">HPA026486</a>	polyclonal	IF, IHC	human		



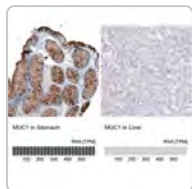
**Anti-MPRIP antibody produced in rabbit**

**Synonym(s):** Anti-M-RIP, Anti-Myosin phosphatase Rho-interacting protein, Anti-RIP3, Anti-Rho-interacting protein 3, Anti-p116Rip

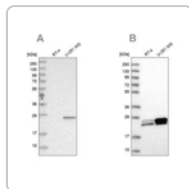
**All**  
**Photos** (5)

Product No.	Clonality	Application	Species Reactivity	Citations	SDS
<a href="#">HPA022034</a>	polyclonal	IHC	human	3	

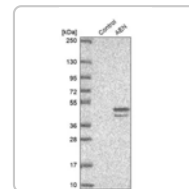




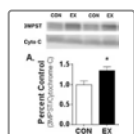
Sigma-Aldrich  
**AMAB91533**  
 Monoclonal  
 Anti-MUC1...



Sigma-Aldrich  
**HPA028118**  
 Anti-GUK1



Sigma-Aldrich  
**HPA0485**  
 Anti-AEN  
 antibody.




### Anti-MPST antibody produced in rabbit

**Synonym(s):** Anti-3-Mercaptopyruvate sulfurtransferase antibody produced in rabbit, Anti-MST antibody produced in rabbit

**All**  
**Photos** (5)

Product No.	Clonality	Application	Species Reactivity	Citations	SDS
<b>HPA001240</b>	polyclonal	IF, IHC	human	24	

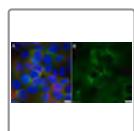


### Anti-MPV17L2 antibody produced in rabbit

**Synonym(s):** Anti-Fksg24, Anti-Mgc12972, Anti-Mpv17 mitochondrial membrane protein-like 2

**All Photos** (2)

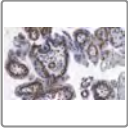
Product No.	Clonality	Application	Species Reactivity	Citations	SDS
<b>HPA043111</b>	polyclonal	IHC	human		



### Anti-MR1 Antibody, clone 1D18 ZooMAb<sup>®</sup> Rabbit Monoclonal

**All**  
**Photos** (5)



Product No.	Clonality	Application	Species Reactivity	Citations	SDS
<b>ZRB2488</b>	recombinant monoclonal	ICC, WB, affinity binding assay	human		



## Anti-MR-proADM Antibody, clone 2B19 ZooMAb<sup>®</sup> Rabbit Monoclonal

All

Photos (8)

Product No.	Clonality	Application	Species Reactivity	Citations	SDS
<b>ZRB1182</b>	2B19, monoclonal recombinant monoclonal	IHC (p), WB, affinity binding assay	human	 	




## Anti-MRC2 antibody produced in rabbit

**Synonym(s):** Anti-Cd280, Anti-Clec13e, Anti-Endo180, Anti-Kiaa0709, Anti-Mannose receptor, c type 2

All

Photos (6)

Product No.	Clonality	Application	Species Reactivity	Citations	SDS
<b>HPA041991</b>	polyclonal	IHC	human		






## Anti-MRC1 antibody produced in rabbit

**Synonym(s):** Anti-CD206, Anti-CLEC13D, Anti-CLEC13DL, Anti-MRC1L1, Anti-bA541119.1, Anti-C-type lectin domain family 13 member D, Anti-CD206 antigen, Anti-MMR, Anti-Macrophage mannose receptor 1 precursor

All

Photos (13)

Product No.	Clonality	Application	Species Reactivity	Citations	SDS
<b>HPA045134</b>	polyclonal	IHC	human	3	
<b>HPA004114</b>	polyclonal	IHC	human	18	





## Anti-MRC1 Antibody, clone 1C9 ZooMAb<sup>®</sup> Rabbit Monoclonal

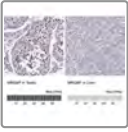
**Synonym(s):** C-type lectin domain family 13 member D, C-type lectin domain family 13 member D-like, CD206, Human mannose receptor, MMR, Macrophage mannose receptor 1, Macrophage mannose receptor 1-like protein 1, hMR

All

Photos (12)

Product No.	Clonality	Application	Species Reactivity	Citations	SDS
<b>ZRB1440</b>	1C9, monoclonal	FACS, ICC, IHC,	mouse, human	 	


Product No.	Clonality	Application	Species Reactivity	Citations	SDS
	recombinant monoclonal	WB, affinity binding assay			

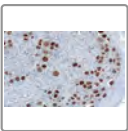


### Anti-MRGBP antibody produced in rabbit

**Synonym(s):** Anti-C20orf20, Anti-MRG-binding protein



[All Photos](#) (8)

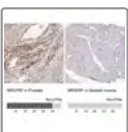
Product No.	Clonality	Application	Species Reactivity	Citations	SDS
<b>HPA017012</b>	polyclonal	IF, IHC	rat, mouse, human	3	



### Anti-MRGPRD Antibody, clone 3H7 ZooMAb<sup>®</sup> Rabbit Monoclonal

[All Photos](#) (19)


Product No.	Clonality	Application	Species Reactivity	Citations	SDS
<b>ZRB1187</b>	3H7, recombinant monoclonal	ICC, IF, IHC (p), WB, affinity binding assay	human		 



### Anti-MRGPRF antibody produced in rabbit

**Synonym(s):** Anti-GPR140, Anti-GPR168, Anti-MAS-related GPR, member F, Anti-MGC21621, Anti-TID1, Anti-hTid-1, Anti-mrgF



[All Photos](#) (7)

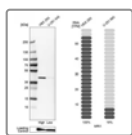
Product No.	Clonality	Application	Species Reactivity	Citations	SDS
<b>HPA028811</b>	polyclonal	IF, IHC	human		



### Anti-MRGPRX4 Antibody, clone 3F4 ZooMAb<sup>®</sup> Rabbit Monoclonal


[All Photos](#) (11)

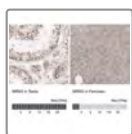
Product No.	Clonality	Application	Species Reactivity	Citations	SDS
<b>ZRB1078</b>	3F4, recombinant monoclonal monoclonal	ICC, IHC (p), WB	rat, human		 



### Anti-MRI1 antibody produced in rabbit

[All Photos](#) (4)




Product No.	Clonality	Application	Species Reactivity	Citations	SDS
<b>HPA042744</b>	polyclonal	IF, IHC	human		




### Anti-MRM3 antibody produced in rabbit

**Synonym(s):** Anti-RNA methyltransferase-like protein 1, FLJ10581, HC90, RMTL1, RNMTL1

[All Photos](#) (21)


Product No.	Clonality	Application	Species Reactivity	Citations	SDS
<b>HPA022534</b>	polyclonal	IF, IHC	human	3	
<b>HPA023292</b>	polyclonal	IHC	human	3	
<b>HPA023031</b>	polyclonal	IHC	human	3	




### Anti-MRM2 antibody produced in rabbit

**Synonym(s):** Anti-FJH1, Anti-FtsJ RNA methyltransferase homolog 2 (E. coli), Anti-MRM2

[All Photos](#) (2)


Product No.	Clonality	Application	Species Reactivity	Citations	SDS
<b>HPA049622</b>	polyclonal	IHC	human		

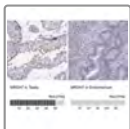


### Anti-MRO antibody produced in rabbit

**Synonym(s):** Anti-B29, Anti-C18orf3, Anti-FLJ30140, Anti-maestro

[All Photos](#) (2)

Product No.	Clonality	Application	Species Reactivity	Citations	SDS
<b>HPA022011</b>	polyclonal	IHC	human	2	

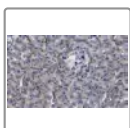


## Anti-MROH7

**Synonym(s):** C1orf175, FLJ46354, HEATR8

[All Photos](#) (3)

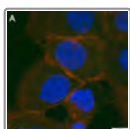
Product No.	Clonality	Application	Species Reactivity	Citations	SDS
<a href="#">HPA071840</a>	polyclonal	IHC	human		



## Anti-MRP2 Antibody, clone 1B2 ZooMAb<sup>®</sup> Rabbit Monoclonal

[All Photos](#) (12)

Product No.	Clonality	Application	Species Reactivity	Citations	SDS
<a href="#">ZRB2029</a>	1B2, recombinant monoclonal	FACS, ICC, IHC, WB, affinity binding assay	human		



## Anti-MRP1 Antibody, clone 1H8 ZooMAb<sup>®</sup> Rabbit Monoclonal

[All Photos](#) (8)

Product No.	Clonality	Application	Species Reactivity	Citations	SDS
<a href="#">ZRB1968</a>	1H8, recombinant monoclonal	FACS, ICC, WB	human		



## Anti-MRP-8/14 Antibody, clone AHN-17 ZooMAb<sup>®</sup> Mouse Monoclonal

[All Photos](#) (13)

Product No.	Clonality	Application	Species Reactivity	Citations	SDS
<a href="#">ZMS1122</a>	AHN-17, recombinant monoclonal	ELISA, ICC, IHC, affinity	human		

Product No.	Clonality	Application	Species Reactivity	Citations	SDS
		binding assay			



### Anti-MRPL45 antibody produced in rabbit

**Synonym(s):** Anti-39S ribosomal protein L45, mitochondrial, Anti-L45mt, Anti-MRP-L45

[All Photos](#) (14)

Product No.	Clonality	Application	Species Reactivity	Citations	SDS
<a href="#">HPA023385</a>	polyclonal	IF, IHC	human	2	
<a href="#">HPA023373</a>	polyclonal	IF, IHC	human	3	




### Anti-MRPL18 antibody produced in rabbit

**Synonym(s):** Anti-CES5A1, Anti-DAC, Anti-HSPC071, Anti-mitochondrial ribosomal protein L18

[All Photos](#) (11)

Product No.	Clonality	Application	Species Reactivity	Citations	SDS
<a href="#">HPA028775</a>	polyclonal	IHC	human		
<a href="#">HPA028774</a>	polyclonal	IHC	human	4	




### Anti-MRPL40 antibody produced in rabbit

**Synonym(s):** Anti-39S ribosomal protein L40, mitochondrial precursor, Anti-L40mt, Anti-MRP-L40, Anti-Nuclear localization signal-containing protein deleted in velocardiofacial syndrome, Anti-Up-regulated in metastasis

[All Photos](#) (5)

Product No.	Clonality	Application	Species Reactivity	Citations	SDS
<a href="#">HPA006181</a>	polyclonal	IF, IHC	mouse, rat, human	3	





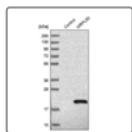
### Anti-MRPL37 antibody produced in rabbit

**Synonym(s):** Anti-39S ribosomal protein L37, mitochondrial, Anti-L37mt, Anti-MRP-L37

[All Photos](#) (16)

Product No.	Clonality	Application	Species Reactivity	Citations	SDS
<a href="#">HPA025951</a>	polyclonal	IF, IHC	human	4	


Product No.	Clonality	Application	Species Reactivity	Citations	SDS
<a href="#">HPA025826</a>	polyclonal	IHC	human	6	
<a href="#">HPA025767</a>	polyclonal	IHC	human	3	

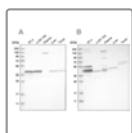


### Anti-MRPL50 antibody produced in rabbit

**Synonym(s):** Anti-39S ribosomal protein L50, mitochondrial, Anti-L50mt, Anti-MRP-L50

[All Photos](#) (3)



Product No.	Clonality	Application	Species Reactivity	Citations	SDS
<a href="#">HPA022925</a>	polyclonal	IF, IHC	human	1	




### Anti-MRPL38 antibody produced in rabbit

**Synonym(s):** Anti-39S ribosomal protein L38, mitochondrial, Anti-L38mt, Anti-MRP-L38

[All Photos](#) (5)


Product No.	Clonality	Application	Species Reactivity	Citations	SDS
<a href="#">HPA023135</a>	polyclonal	IHC	human	4	
<a href="#">HPA023054</a>	polyclonal	IF, IHC	human	4	

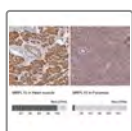


### Anti-MRPL20 antibody produced in rabbit

**Synonym(s):** Anti-FLJ10024, Anti-Mitochondrial Ribosomal Protein L20

[All Photos](#) (3)


Product No.	Clonality	Application	Species Reactivity	Citations	SDS
<a href="#">HPA047074</a>	polyclonal	IF, IHC	human		

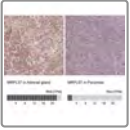


### Anti-MRPL15 antibody produced in rabbit

**Synonym(s):** Anti-HSPC145, Anti-L15mt, Anti-MRP-L15, Anti-MRP-L7, Anti-Mitochondrial Ribosomal Protein L15, Anti-RPML7

[All Photos](#) (5)

Product No.	Clonality	Application	Species Reactivity	Citations	SDS
<a href="#">HPA044425</a>	polyclonal	IHC	mouse, rat, human		



## Anti-MRPL57 antibody produced in rabbit



[All Photos](#) (4)

Product No.	Clonality	Application	Species Reactivity	Citations	SDS
<b>HPA039779</b>	polyclonal	IHC	human		



## All Photos (4) **Anti-MRPL24 antibody produced in rabbit**

**Synonym(s):** MRP-L18, Anti-MRP-L18, Anti-mitochondrial ribosomal protein L24



Product No.	Clonality	Application	Species Reactivity	Citations	SDS
<b>HPA054323</b>	polyclonal	IHC, WB	human		
<b>HPA030295</b>	polyclonal	IHC, WB	human		

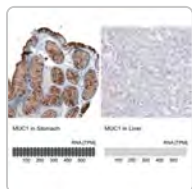


## **Anti-MRPL10 antibody produced in rabbit**

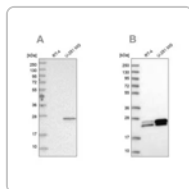
**Synonym(s):** Anti-39S ribosomal protein L10, mitochondrial, Anti-L10mt, Anti-MRP-L10, Anti-MRP-L8

## All Photos (6)

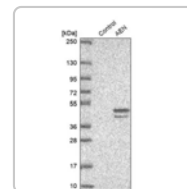
Product No.	Clonality	Application	Species Reactivity	Citations	SDS
<b>HPA029885</b>	polyclonal	IF, IHC	human		
<b>HPA021234</b>	polyclonal	IF, IHC	human	5	



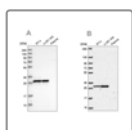
Sigma-Aldrich  
**AMAB91533**  
 Monoclonal  
 Anti-MUC1...



Sigma-Aldrich  
**HPA028118**  
 Anti-GUK1



Sigma-Aldrich  
**HPA0485**  
 Anti-AEN  
 antibody.



### Anti-MRPL28 antibody produced in rabbit

**Synonym(s):** Anti-MAAT1, Anti-p15, Anti-mitochondrial ribosomal protein L28

[All Photos](#) (5)

Product No.	Clonality	Application	Species Reactivity	Citations	SDS
<b>HPA055589</b>	polyclonal	IHC	human		
<b>HPA030594</b>	polyclonal	IF, IHC	human	1	

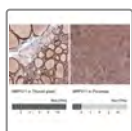


### Anti-MRPS22 antibody produced in rabbit

**Synonym(s):** Anti-28S ribosomal protein S22, mitochondrial, Anti-MRP-S22, Anti-S22mt

[All Photos](#) (13)

Product No.	Clonality	Application	Species Reactivity	Citations	SDS
<b>HPA007830</b>	polyclonal	IHC	human	3	
<b>HPA006083</b>	polyclonal	IF, IHC	rat, mouse, human	3	



### Anti-MRPS11 antibody produced in rabbit

**Synonym(s):** Anti-FLJ22512, Anti-FLJ23406, Anti-HCC-2, Anti-mitochondrial ribosomal protein S11

[All Photos](#) (4)

Product No.	Clonality	Application	Species Reactivity	Citations	SDS
<b>HPA043752</b>	polyclonal	IHC	human		



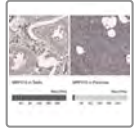
### Anti-MRPS10 antibody produced in rabbit



**Synonym(s):** Anti-FLJ10567, Anti-mitochondrial ribosomal protein S10

[Photos](#) (7)

Product No.	Clonality	Application	Species Reactivity	Citations	SDS
<a href="#">HPA029133</a>	polyclonal	IHC	human		
<a href="#">HPA029134</a>	polyclonal	IHC	human	2	

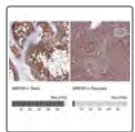


### Anti-MRPS15 antibody produced in rabbit

**Synonym(s):** Anti-FLJ11564, Anti-mitochondrial ribosomal protein S15

[All Photos](#) (7)

Product No.	Clonality	Application	Species Reactivity	Citations	SDS
<a href="#">HPA028134</a>	polyclonal	IHC	human	1	
<a href="#">HPA028100</a>	polyclonal	IHC	human		

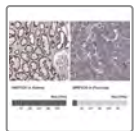


### Anti-MRPS9 antibody produced in rabbit

**Synonym(s):** Anti-MRP-S9, Anti-RPMS9, Anti-S9mt, Anti-mitochondrial ribosomal protein S9

[All Photos](#) (10)

Product No.	Clonality	Application	Species Reactivity	Citations	SDS
<a href="#">HPA048479</a>	polyclonal	IF, IHC	human		
<a href="#">HPA043476</a>	polyclonal	IF, IHC	human		




### Anti-MRPS35 antibody produced in rabbit

**Synonym(s):** Anti-Mds023, Anti-Mitochondrial ribosomal protein s35, Anti-Mrps28

[All Photos](#) (5)


Product No.	Clonality	Application	Species Reactivity	Citations	SDS
<a href="#">HPA038513</a>	polyclonal	IF, IHC	human		




### Anti-MRPS34 antibody produced in rabbit

**Synonym(s):** Anti-Mgc2616, Anti-Mitochondrial ribosomal protein s34, Anti-Mrp-s12

[All Photos](#) (4)



Product No.	Clonality	Application	Species Reactivity	Citations	SDS
<b>HPA042112</b>	polyclonal	IF, IHC	rat, mouse, human	3	

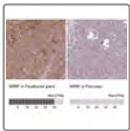


### Anti-MRPS16 antibody produced in rabbit

**Synonym(s):** Anti-CGI-132

[All Photos \(5\)](#)



Product No.	Clonality	Application	Species Reactivity	Citations	SDS
<b>HPA054538</b>	polyclonal	IHC	human	1	
<b>HPA050081</b>	polyclonal	IF, IHC	human		

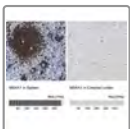


### Anti-MRRF antibody produced in rabbit

**Synonym(s):** Anti-RRF

[All Photos \(7\)](#)



Product No.	Clonality	Application	Species Reactivity	Citations	SDS
<b>HPA047177</b>	polyclonal	IHC	human		
<b>HPA049987</b>	polyclonal	IF, IHC	human		



### Anti-MS4A1 antibody produced in rabbit

**Synonym(s):** Anti-B-lymphocyte antigen CD20, Anti-B-lymphocyte surface antigen B1, Anti-Bp35, Anti-Leu-16, Anti-Membrane-spanning 4-domains subfamily A member 1

[All Photos \(22\)](#)


Product No.	Clonality	Application	Species Reactivity	Citations	SDS
<b>HPA014391</b>	polyclonal	IHC	human	1	
<b>HPA014341</b>	polyclonal	IF, IHC	human	3	

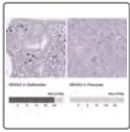


### Anti-MS4A12 antibody produced in rabbit

**Synonym(s):** Anti-FLJ20217, Anti-Ms4a10, Anti-membrane-spanning 4-domains, subfamily A, member 12

[All Photos \(3\)](#)


Product No.	Clonality	Application	Species Reactivity	Citations	SDS
<a href="#">HPA057657</a>	polyclonal	IHC	human	1	

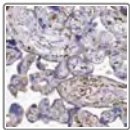


### Anti-MS4A2 antibody produced in rabbit

**Synonym(s):** Anti-APY, Anti-FCER1B, Anti-IGER, Anti-MS4A1

[All Photos](#) (7)


Product No.	Clonality	Application	Species Reactivity	Citations	SDS
<a href="#">HPA059967</a>	polyclonal	IHC	human		



### Anti-MS4A4A antibody produced in rabbit

**Synonym(s):** Anti-CD20L1, Anti-MS4A4, Anti-MS4A7, Anti-membrane-spanning 4-domains, subfamily A, member 4

[All Photos](#) (4)



Product No.	Clonality	Application	Species Reactivity	Citations	SDS
<a href="#">HPA029323</a>	polyclonal	IHC	human	4	



### Anti-MS4A8 antibody produced in rabbit

**Synonym(s):** CD20L5, MS4A4, MS4A8B

[All Photos](#) (12)



Product No.	Clonality	Application	Species Reactivity	Citations	SDS
<a href="#">HPA007318</a>	polyclonal	IHC	human	2	
<a href="#">HPA007319</a>	polyclonal	IHC	human	2	

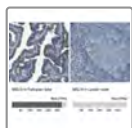


### Anti-MSH6 antibody produced in rabbit

**Synonym(s):** Anti-GTBP, Anti-mutS homolog 6 (E. coli)

[All Photos](#) (13)

Product No.	Clonality	Application	Species Reactivity	Citations	SDS
<a href="#">HPA028446</a>	polyclonal	IHC	human	1	
<a href="#">HPA028376</a>	polyclonal	IF, IHC	mouse, rat, human	1	




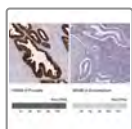
## Anti-MSLN antibody produced in rabbit

**Synonym(s):** Anti-CAK1 antigen, Anti-Mesothelin precursor, Anti-Pre-pro-megakaryocyte-potentiating factor

[All](#)

[Photos \(5\)](#)


Product No.	Clonality	Application	Species Reactivity	Citations	SDS
<a href="#">HPA017172</a>	polyclonal	IHC	human	3	

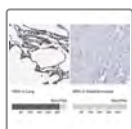


## Anti-MSMB antibody produced in rabbit

**Synonym(s):** Anti-IGBF, Anti-MSP, Anti-MSPB, Anti-PN44, Anti-PRPS, Anti-PSP-94

[All Photos \(4\)](#)



Product No.	Clonality	Application	Species Reactivity	Citations	SDS
<a href="#">HPA051257</a>	polyclonal	IHC	human	3	

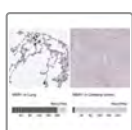


## Anti-MSN antibody produced in rabbit

**Synonym(s):** Anti-Membrane-organizing extension spike protein, Anti-Moesin

[All Photos \(15\)](#)

Product No.	Clonality	Application	Species Reactivity	Citations	SDS
<a href="#">HPA011227</a>	polyclonal	IHC	rat, human, mouse	6	
<a href="#">HPA011135</a>	polyclonal	IF, IHC	human, mouse, rat	7	




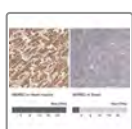
## Anti-MSR1 antibody produced in rabbit

**Synonym(s):** Anti-CD204 antigen, Anti-Macrophage acetylated LDL receptor I and II, Anti-Macrophage scavenger receptor types I and II, Anti-Scavenger receptor class A member 1

[All](#)

[Photos \(7\)](#)


Product No.	Clonality	Application	Species Reactivity	Citations	SDS
<a href="#">HPA000272</a>	polyclonal	IHC	human	6	



## Anti-MSRB2 antibody produced in rabbit

**Synonym(s):** Anti-CBS-1, Anti-CBS1, Anti-CGI-131, Anti-MSRB, Anti-PILB, Anti-methionine sulfoxide reductase B2



**All Photos** (4)

Product No.	Clonality	Application	Species Reactivity	Citations	SDS
<b>HPA027933</b>	polyclonal	IHC	human		



**Anti-MST1/STK4 Antibody, clone 1L17-L2 ZooMAb® Rabbit Monoclonal**

**All Photos** (7)



Product No.	Clonality	Application	Species Reactivity	Citations	SDS
<b>ZRB2396</b>	1L17-L2, recombinant monoclonal	ICC, IHC, WB, affinity binding assay	human		 



**Anti-MST1R antibody produced in rabbit**

**Synonym(s):** Anti-CD136 antigen antibody produced in rabbit, Anti-CDw136 antibody produced in rabbit, Anti-MSP receptor antibody produced in rabbit, Anti-Macrophage-stimulating protein receptor precursor antibody produced in rabbit, Anti-p185-Ron antibody produced in rabbit

**All Photos** (11)


Product No.	Clonality	Application	Species Reactivity	Citations	SDS
<b>HPA007657</b>	polyclonal	IHC	human	3	
<b>HPA008180</b>	polyclonal	IF, IHC	human	4	



**Anti-MSX2 antibody produced in rabbit**

**Synonym(s):** Anti-Homeobox protein MSX-2 antibody produced in rabbit, Anti-Hox-8 antibody produced in rabbit


**All Photos** (4)

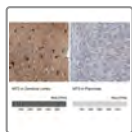
Product No.	Clonality	Application	Species Reactivity	Citations	SDS
<b>HPA005652</b>	polyclonal	IHC	human	9	



**Anti-MSX1 antibody produced in rabbit**

## All Photos (3)


Product No.	Clonality	Application	Species Reactivity	Citations	SDS
<a href="#">HPA073604</a>	polyclonal	IHC	human	2	




### Anti-MT3 antibody produced in rabbit

**Synonym(s):** Anti-GIF, Anti-GIFB, Anti-Growth inhibitory factor, Anti-MT-3, Anti-MT-III, Anti-Metallothionein-3, Anti-Metallothionein-III

## All Photos (5)



Product No.	Clonality	Application	Species Reactivity	Citations	SDS
<a href="#">HPA004011</a>	polyclonal	IHC	human	6	



### Anti-MT-CO2 antibody produced in rabbit

**Synonym(s):** Anti-CO2, Anti-COX2, Anti-MTCO2




## All Photos (12)

Product No.	Clonality	Application	Species Reactivity	Citations	SDS
<a href="#">HPA051505</a>	polyclonal	IHC	human		
<a href="#">HPA054758</a>	polyclonal	IHC	human		



### Anti-MT-CO2 Antibody, clone 1F12 ZooMAb<sup>®</sup> Rabbit Monoclonal


## All Photos (6)


Product No.	Clonality	Application	Species Reactivity	Citations	SDS
<a href="#">ZRB2796</a>	recombinant monoclonal	FACS, IHC, WB, affinity binding assay	human		  



## All Photos (4) **Anti-MT-ND3 antibody produced in rabbit**

**Synonym(s):** Anti-MTND3, Anti-NAD3, Anti-ND3


Product No.	Clonality	Application	Species Reactivity	Citations	SDS
<b>HPA063296</b>	polyclonal	IF, IHC	human		

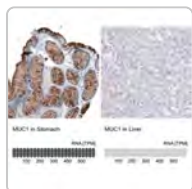


## **Anti-MTA2 antibody produced in rabbit**

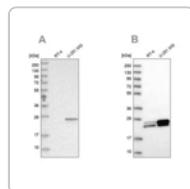
**Synonym(s):** Anti-MTA1-L1 protein antibody produced in rabbit, Anti-Metastasis-associated 1-like 1 antibody produced in rabbit, Anti-Metastasis-associated protein MTA2 antibody produced in rabbit, Anti-p53 target protein in deacetylase complex antibody produced in rabbit

## All Photos (8)

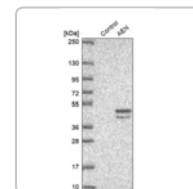
Product No.	Clonality	Application	Species Reactivity	Citations	SDS
<b>HPA006214</b>	polyclonal	IF, IHC	human, rat, mouse	5	




Sigma-Aldrich  
**AMAB91533**  
Monoclonal  
Anti-MUC1...



Sigma-Aldrich  
**HPA028118**  
Anti-GUK1





Sigma-Aldrich  
**HPA0485**  
Anti-AEN  
antibody.



## Anti-MTA1 Antibody, clone 1G22 ZooMAb® Rabbit Monoclonal



[All Photos](#) (8)

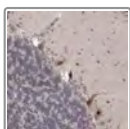
Product No.	Clonality	Application	Species Reactivity	Citations	SDS
<b>ZRB2157</b>	1G22, recombinant monoclonal	IHC, WB, affinity binding assay	human, rat, mouse	 	



## Anti-MTAP Antibody, clone 1H20 ZooMAb® Rabbit Monoclonal

[All Photos](#) (14)


Product No.	Clonality	Application	Species Reactivity	Citations	SDS
<b>ZRB2332</b>	1H20, recombinant monoclonal	ICC, IHC, WB, affinity binding assay	mouse, human	 	

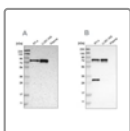


## Anti-MTBP antibody produced in rabbit

**Synonym(s):** Anti-Mdm2-binding protein, Anti-hMTBP

[All Photos](#) (2)


Product No.	Clonality	Application	Species Reactivity	Citations	SDS
<b>HPA025694</b>	polyclonal	IHC	human	4	




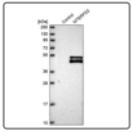
## Anti-MTDH antibody produced in rabbit

**Synonym(s):** Anti-3D3/lyric antibody produced in rabbit, Anti-AEG-1 antibody produced in rabbit, Anti-Astrocyte elevated gene-1 protein antibody produced in rabbit, Anti-Lysine-rich CEACAM1 co-isolated protein antibody produced in rabbit, Anti-Metadherin antibody produced in rabbit, Anti-Metastasis adhesion protein antibody produced in rabbit, Anti-Protein LYRIC antibody produced in rabbit

[All Photos](#) (10)


Product No.	Clonality	Application	Species Reactivity	Citations	SDS
<b>HPA015104</b>	polyclonal	IF, IHC	human	6	


Product No.	Clonality	Application	Species Reactivity	Citations	SDS
<a href="#">HPA010932</a>	polyclonal	IF, IHC	mouse, rat, human	5	



### Anti-MTERF4 antibody produced in rabbit

[All Photos](#) (3)



Product No.	Clonality	Application	Species Reactivity	Citations	SDS
<a href="#">HPA027097</a>	polyclonal	IF, IHC	human	1	




### Anti-MTF1 antibody produced in rabbit

**Synonym(s):** Anti-FLJ39187, Anti-metal-regulatory transcription factor 1

[All Photos](#) (9)



Product No.	Clonality	Application	Species Reactivity	Citations	SDS
<a href="#">HPA028604</a>	polyclonal	IF	human		
<a href="#">HPA028689</a>	polyclonal	IF, IHC	human		



### Anti-MTFR1L antibody produced in rabbit

**Synonym(s):** Anti-FAM54B, Anti-family with sequence similarity 54, member B

[All Photos](#) (12)


Product No.	Clonality	Application	Species Reactivity	Citations	SDS
<a href="#">HPA027124</a>	polyclonal	IHC	human	1	
<a href="#">HPA027130</a>	polyclonal	IF, IHC	human		




### Anti-MTHFD1 antibody produced in rabbit

**Synonym(s):** Anti-C1-THF synthase antibody produced in rabbit, Anti-C1-Tetrahydrofolate synthase, cytoplasmic antibody produced in rabbit

[All Photos](#) (9)

Product No.	Clonality	Application	Species Reactivity	Citations	SDS
<a href="#">HPA001290</a>	polyclonal	IHC	human	1	



Product No.	Clonality	Application	Species Reactivity	Citations	SDS
<b>HPA000704</b>	polyclonal	IHC	rat, human, mouse	3	

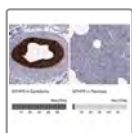


### Anti-MTHFD1L antibody produced in rabbit

**Synonym(s):** Anti-DKFZP586G1517, Anti-FLJ21145, Anti-FTHFSDC1



[All Photos](#) (8)

Product No.	Clonality	Application	Species Reactivity	Citations	SDS
<b>HPA029040</b>	polyclonal	IHC	human	1	
<b>HPA029041</b>	polyclonal	IHC	human	2	



### Anti-MTHFR antibody produced in rabbit


[All Photos](#) (10)

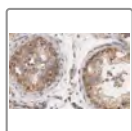
Product No.	Clonality	Application	Species Reactivity	Citations	SDS
<b>HPA076180</b>	polyclonal	IF, IHC, WB	human		
<b>HPA077255</b>	polyclonal	IF, IHC, WB	human		



### Anti-MTMR11 antibody produced in rabbit



[All Photos](#) (3)

Product No.	Clonality	Application	Species Reactivity	Citations	SDS
<b>HPA072906</b>	polyclonal	IF, IHC	human		




### Anti-mTOR Antibody, clone 405 ZooMAb<sup>®</sup> Rabbit Monoclonal

[All Photos](#) (10)

Product No.	Clonality	Application	Species Reactivity	Citations	SDS
<b>ZRB1780</b>	405, monoclonal	ICC, IHC (p), WB	mouse, rat, human		 


Product No.	Clonality	Application	Species Reactivity	Citations	SDS
	recombinant monoclonal				




### Anti-MTPN antibody produced in rabbit

**Synonym(s):** Anti-Myotrophin, Anti-Protein V-1


[All Photos](#) (7)

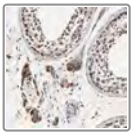
Product No.	Clonality	Application	Species Reactivity	Citations	SDS
<b>HPA019735</b>	polyclonal	IF, IHC	mouse, rat, human	3	



### Anti-MTSS1L antibody produced in rabbit

[All Photos](#) (2)


Product No.	Clonality	Application	Species Reactivity	Citations	SDS
<b>HPA066469</b>	polyclonal	IF	human		



### Anti-MTX1 antibody produced in rabbit

**Synonym(s):** Anti-Metaxin-1

[All Photos](#) (6)


Product No.	Clonality	Application	Species Reactivity	Citations	SDS
<b>HPA011543</b>	polyclonal	IF, IHC	human	4	



### Anti-MUC12 antibody produced in rabbit

**Synonym(s):** Anti-AC105446.4-1 antibody produced in rabbit, Anti-MUC12 protein Fragment



[All Photos](#) (5)

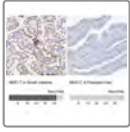
Product No.	Clonality	Application	Species Reactivity	Citations	SDS
<b>HPA023835</b>	polyclonal	IHC	human		



### Anti-MUC1 antibody produced in rabbit

[All Photos](#) (8)


Product No.	Clonality	Application	Species Reactivity	Citations	SDS
<a href="#">HPA008855</a>	polyclonal	IHC	human	6	
<a href="#">HPA004179</a>	polyclonal	IHC	human	10	

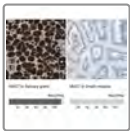


### Anti-MUC17 antibody produced in rabbit

**Synonym(s):** Anti-GYF2, Anti-KIAA0642, Anti-PARK11, Anti-PERQ2, Anti-PERQ3, Anti-TNRC15, Anti-mucin 17, cell surface associated

[All Photos](#) (5)


Product No.	Clonality	Application	Species Reactivity	Citations	SDS
<a href="#">HPA031634</a>	polyclonal	IHC	human	1	

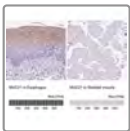


### Anti-MUC7 antibody produced in rabbit

**Synonym(s):** Anti-Apo-MG2, Anti-MUC-7, Anti-Mucin-7 precursor, Anti-Salivary mucin-7

[All Photos](#) (3)


Product No.	Clonality	Application	Species Reactivity	Citations	SDS
<a href="#">HPA006411</a>	polyclonal	IHC	human	7	

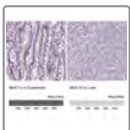


### Anti-MUC21 antibody produced in rabbit

**Synonym(s):** Anti-C6orf205, Anti-bCX31G15.2, Anti-mucin 21, cell surface associated

[All Photos](#) (4)


Product No.	Clonality	Application	Species Reactivity	Citations	SDS
<a href="#">HPA052028</a>	polyclonal	IHC	human		



### Anti-MUC13 antibody produced in rabbit

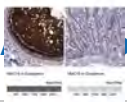
**Synonym(s):** Anti-DRCC1, Anti-Mucin 13, Cell Surface Associated

[All Photos](#) (4)

Product No.	Clonality	Application	Species Reactivity	Citations	SDS
<a href="#">HPA045163</a>	polyclonal	IHC	human	4	



### Anti-MUC15 antibody produced in rabbit



[Photos](#) (3)

Product No.	Clonality	Application	Species Reactivity	Citations	SDS
<a href="#">HPA073304</a>	polyclonal	IF, IHC	human		

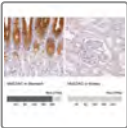


### **Anti-MUC1 Antibody, clone 1F23 ZooMAb<sup>®</sup> Rabbit Monoclonal**

**Synonym(s):** Breast carcinoma-associated antigen DF3, CA 15-3, CD227, Cancer antigen 15-3, Carcinoma-associated mucin, EMA, Episialin, H23AG, KL-6, Krebs von den Lungen-6, Mucin-1, PEM, PEMT, PUM, Peanut-reactive urinary mucin, Polymorphic epithelial mucin, Tumor-associated epithelial membrane antigen, Tumor-associated mucin

[All Photos](#) (24)

Product No.	Description	SDS
<a href="#">ZRB1016</a>	recombinant, expressed in HEK 293 cells	

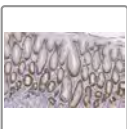


### **Anti-MUC5AC antibody produced in rabbit**

**Synonym(s):** Anti-MUC5

[All Photos](#) (5)

Product No.	Clonality	Application	Species Reactivity	Citations	SDS
<a href="#">HPA040615</a>	polyclonal	IHC	human	2	



### **Anti-MUC5AC Antibody, clone CLH2 ZooMAb<sup>®</sup> Mouse Monoclonal**

[All Photos](#) (12)


Product No.	Clonality	Application	Species Reactivity	Citations	SDS
<a href="#">ZMS1133</a>	CLH2, recombinant monoclonal	FACS, ICC, IHC, WB	human, mouse		

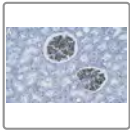


### **Anti-MUC5B antibody produced in rabbit**

**Synonym(s):** Anti-Cervical mucin, Anti-High molecular weight salivary mucin MG1, Anti-MUC-5B, Anti-Mucin-5 subtype B, tracheobronchial, Anti-Mucin-5B precursor, Anti-Sublingual gland mucin



[All Photos](#) (6)

Product No.	Clonality	Application	Species Reactivity	Citations	SDS
<b>HPA008246</b>	polyclonal	IF, IHC	human	32	



### **Anti-Mucin-14/EMCN Antibody, clone 1E8 ZooMAb<sup>®</sup> Rabbit Monoclonal**

**All Photos** (15)




Product No.	Clonality	Application	Species Reactivity	Citations	SDS
<b>ZRB2292</b>	1E8, recombinant monoclonal	FACS, ICC, IHC, WB, affinity binding assay	human, mouse		 



### **Anti-Mucin-2 Antibody, clone 2C8 ZooMAb<sup>®</sup> Rabbit Monoclonal**

**Synonym(s):** Anti-Histone H3.2 Antibody, clone 1K5-L1 ZooMAb<sup>®</sup> Rabbit Monoclonal


**All Photos** (7)


Product No.	Clonality	Application	Species Reactivity	Citations	SDS
<b>ZRB2415</b>	2C8, recombinant monoclonal	ICC, IHC, WB, affinity binding assay	human		  



## All Photos (4) **Anti-MUCL1 antibody produced in rabbit**

**Synonym(s):** Anti-Mucin-like 1, Anti-Sbem


Product No.	Clonality	Application	Species Reactivity	Citations	SDS
<b>HPA039093</b>	polyclonal	IHC	human	2	

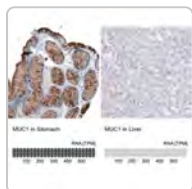


## **Anti-Mucolipin-2 (C-terminal) antibody produced in rabbit**

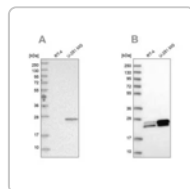
**Synonym(s):** Anti-MCOLN2, Anti-MLN2, Anti-TRPML2

## All Photos (2)

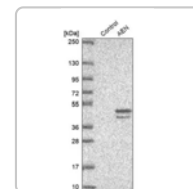
Product No.	Clonality	Application	Species Reactivity	Citations	SDS
<b>M1196</b>	polyclonal	WB	human	2	



Sigma-Aldrich  
**AMAB91533**  
Monoclonal  
Anti-MUC1...



Sigma-Aldrich  
**HPA028118**  
Anti-GUK1



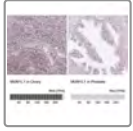
Sigma-Aldric  
**HPA0485**  
Anti-AEN  
antibody.

## **Anti-Mucolipin-3 (C-terminal) antibody produced in rabbit**

**Synonym(s):** Anti-MCOLN3, Anti-MLN3, Anti-TRPML3



Product No.	Clonality	Application	Species Reactivity	Citations	SDS
<b>M1071</b>	polyclonal	WB	rat, mouse, human	6	

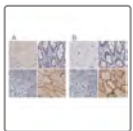


### Anti-MUM1L1 antibody produced in rabbit

**Synonym(s):** Anti-MUM1-like protein 1, Anti-Mutated melanoma-associated antigen 1-like protein 1, Anti-MUM1-like protein 1 antibody produced in rabbit, Anti-Mutated melanoma-associated antigen 1-like protein 1 antibody produced in rabbit

**All Photos (5)**

Product No.	Clonality	Application	Species Reactivity	Citations	SDS
<b>HPA020464</b>	polyclonal	IHC	human	2	
<b>HPA000168</b>	polyclonal	IHC	human		



### Anti-MURC antibody produced in rabbit

**Synonym(s):** Anti-PTRF/SDPR family protein

**All Photos (21)**

Product No.	Clonality	Application	Species Reactivity	Citations	SDS
<b>HPA020987</b>	polyclonal	IHC	human	3	
<b>HPA020973</b>	polyclonal	IF, IHC, WB	human	6	
<b>HPA021021</b>	polyclonal	IHC	human	4	



### Anti-Musashi-1 Antibody, clone 2I14 ZooMAb<sup>®</sup> Rabbit Monoclonal

**All Photos (9)**

Product No.	Clonality	Application	Species Reactivity	Citations	SDS
<b>ZRB2108</b>	2I14, recombinant monoclonal	FACS, IHC, WB, affinity binding assay	human, mouse		




## Anti-MUT antibody produced in rabbit

**Synonym(s):** Anti-Methylmalonyl CoA mutase

[All Photos](#) (12)

Product No.	Clonality	Application	Species Reactivity	Citations	SDS
<a href="#">HPA035972</a>	polyclonal	IHC	human		
<a href="#">HPA035971</a>	polyclonal	IHC	human, mouse, rat		




## Anti-MUTYH antibody produced in rabbit

**Synonym(s):** Anti-A/G-specific adenine DNA glycosylase, Anti-MutY homolog, Anti-hMYH

[All Photos](#) (3)

Product No.	Clonality	Application	Species Reactivity	Citations	SDS
<a href="#">HPA008732</a>	polyclonal	IF, IHC	human	4	

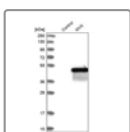


## Anti-MVB12A antibody produced in rabbit

**Synonym(s):** Anti-FAM125A, Anti-FLJ32495, Anti-Family With Sequence Similarity 125, Member A

[All Photos](#) (2)

Product No.	Clonality	Application	Species Reactivity	Citations	SDS
<a href="#">HPA042231</a>	polyclonal	IHC	human		



## Anti-MVK antibody produced in rabbit

**Synonym(s):** Anti-MK, Anti-Mevalonate kinase


[All Photos](#) (2)


Product No.	Clonality	Application	Species Reactivity	Citations	SDS
<a href="#">HPA016961</a>	polyclonal	IHC	human	2	



## Anti-MVP antibody produced in rabbit

[All Photos](#) (4)


Product No.	Clonality	Application	Species Reactivity	Citations	SDS
<a href="#">HPA064740</a>	polyclonal	IHC	human		

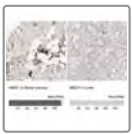


### Anti-MX1 antibody produced in rabbit

**Synonym(s):** Anti-IFI-78K, Anti-MxA, Anti-myxovirus (influenza virus) resistance 1, interferon-inducible protein p78 (mouse)

[All Photos](#) (6)


Product No.	Clonality	Application	Species Reactivity	Citations	SDS
<a href="#">HPA030917</a>	polyclonal	IHC	human	10	




### Anti-MXD1 antibody produced in rabbit

**Synonym(s):** Anti-MAD protein antibody produced in rabbit, Anti-MAX dimerization protein 1 antibody produced in rabbit, Anti-MAX dimerizer antibody produced in rabbit

[All Photos](#) (3)


Product No.	Clonality	Application	Species Reactivity	Citations	SDS
<a href="#">HPA001599</a>	polyclonal	IHC	human	6	



### Anti-MXI1 antibody produced in rabbit

**Synonym(s):** Anti-BHLHc11, Anti-MAD2, Anti-MAX interactor 1, Anti-MXD2, Anti-MXI

[All Photos](#) (4)




Product No.	Clonality	Application	Species Reactivity	Citations	SDS
<a href="#">HPA035319</a>	polyclonal	IHC	human	3	



### Anti-MXRA8 Antibody, clone 1F4 ZooMAb<sup>®</sup> Rabbit Monoclonal

**Synonym(s):** Anti-AHNAK Antibody, clone 1H6 ZooMAb<sup>®</sup> Rabbit Monoclonal



[All Photos](#) (7)

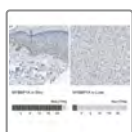
Product No.	Clonality	Application	Species Reactivity	Citations	SDS
<a href="#">ZRB2731</a>	1F4, recombinant monoclonal	ICC, IHC, WB, affinity binding assay	human, mouse		  



## Anti-MYB Antibody, clone 1E12 ZooMAb<sup>®</sup> Rabbit Monoclonal

[All Photos](#) (10)


Product No.	Clonality	Application	Species Reactivity	Citations	SDS
<b>ZRB2110</b>	1E12, recombinant monoclonal	IHC, WB, affinity binding assay	mouse, human		 

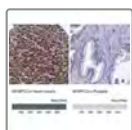


## Anti-MYBBP1A antibody produced in rabbit

**Synonym(s):** Anti-FLJ37886, Anti-MYB binding protein (P160) 1a, Anti-P160, Anti-PAP2

[All Photos](#) (6)



Product No.	Clonality	Application	Species Reactivity	Citations	SDS
<b>HPA005466</b>	polyclonal	IF, IHC	human	8	



## Anti-MYBPC3 antibody produced in rabbit

**Synonym(s):** Anti-CMH4, Anti-FHC, Anti-MYBP-C, Anti-myosin binding protein C, cardiac

[All Photos](#) (12)



Product No.	Clonality	Application	Species Reactivity	Citations	SDS
<b>HPA043898</b>	polyclonal	IHC	human	1	
<b>HPA040147</b>	polyclonal	IHC	human	2	

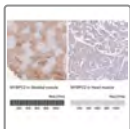


## Anti-MYBPC1 antibody produced in rabbit

**Synonym(s):** Anti-KCP1, Anti-KRTCAP1, Anti-PIGPC1, Anti-THW, Anti-dJ496H19.1, Anti-myosin binding protein C, slow type, Anti-C-protein, skeletal muscle slow isoform, Anti-Myosin-binding protein C, slow-type, Anti-Slow MyBP-C

[All Photos](#) (12)

Product No.	Clonality	Application	Species Reactivity	Citations	SDS
<b>HPA027614</b>	polyclonal	IHC	human		
<b>HPA021004</b>	polyclonal	IHC	human	7	

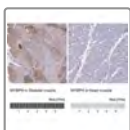


## Anti-MYBPC2 antibody produced in rabbit

**Synonym(s):** Anti-MGC163408, Anti-MYBPC, Anti-MYBPCF, Anti-myosin binding protein C, fast type

**All Photos** (6)

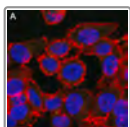
Product No.	Clonality	Application	Species Reactivity	Citations	SDS
<b>HPA042991</b>	polyclonal	IHC	human		
<b>HPA046745</b>	polyclonal	IHC	human		



## Anti-MYBPH antibody produced in rabbit

**All Photos** (4)


Product No.	Clonality	Application	Species Reactivity	Citations	SDS
<b>HPA061383</b>	polyclonal	IF, IHC	human	1	



## Anti-Myc tag Antibody, clone 4A6 ZooMAb<sup>®</sup> Mouse Monoclonal

**All Photos** (10)

Product No.	Clonality	Application	Species Reactivity	Citations	SDS
<b>ZMS1008</b>	4A6, recombinant monoclonal	ICC, WB, affinity binding assay			




## Anti-Myc tag Antibody, clone 9E10 ZooMAb<sup>®</sup> Mouse Monoclonal

**All Photos** (6)

Product No.	Clonality	Application	Species Reactivity	Citations	SDS
<b>ZMS1032</b>	9E10, recombinant monoclonal	ELISA, WB, affinity	all		

Product No.	Clonality	Application	Species Reactivity	Citations	SDS
		binding assay			

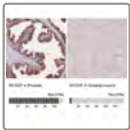


### Anti-MYCBPAP antibody produced in rabbit

**Synonym(s):** Anti-AMAP-1, Anti-DKFZp434N1415, Anti-MYCBP associated protein

[All Photos](#) (4)

Product No.	Clonality	Application	Species Reactivity	Citations	SDS
<b>HPA023257</b>	polyclonal	IF, IHC	human	1	




### Anti-MYDGF antibody produced in rabbit

**Synonym(s):** Anti-C19orf10, Anti-IL-25, Anti-IL-27, Anti-IL25, Anti-IL27, Anti-IL27w, Anti-R33729\_1, Anti-SF20

[All Photos](#) (6)

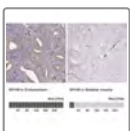
Product No.	Clonality	Application	Species Reactivity	Citations	SDS
<b>HPA046744</b>	polyclonal	IHC	human		



### Anti-Myeloperoxidase Antibody, clone 1F8 ZooMAb<sup>®</sup> Rabbit Monoclonal

[All Photos](#) (9)

Product No.	Clonality	Application	Species Reactivity	Citations	SDS
<b>ZRB1840</b>	1F8, recombinant monoclonal	FACS, IHC, WB, affinity binding assay	mouse, human, rat		

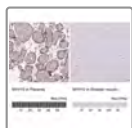


### Anti-MYH9

**Synonym(s):** DFNA17, EPSTS, FTNS, MHA, NMHC-II-A, NMMHCA

[All Photos](#) (9)

Product No.	Clonality	Application	Species Reactivity	Citations	SDS
<b>HPA064783</b>	polyclonal	IF, IHC	human		



## Anti-MYH10 antibody produced in rabbit

**Synonym(s):** Anti-NMMHCB

### All Photos (9)

Product No.	Clonality	Application	Species Reactivity	Citations	SDS
<a href="#">HPA057198</a>	polyclonal	IHC	human		
<a href="#">HPA047541</a>	polyclonal	IHC	human		



## Anti-MYH11 antibody produced in rabbit

**Synonym(s):** Anti-Myosin heavy chain 11, Anti-Myosin heavy chain, smooth muscle isoform, Anti-Myosin-11, Anti-SMMHC

### All Photos (9)

Product No.	Clonality	Application	Species Reactivity	Citations	SDS
<a href="#">HPA014539</a>	polyclonal	IHC	human	6	
<a href="#">HPA015310</a>	polyclonal	IF, IHC	human	7	



## Anti-MYH9 antibody produced in rabbit

**Synonym(s):** Anti-Cellular myosin heavy chain, type A antibody produced in rabbit, Anti-Myosin heavy chain 9 antibody produced in rabbit, Anti-Myosin heavy chain, nonmuscle IIa antibody produced in rabbit, Anti-Myosin-9 antibody produced in rabbit, Anti-NMMHC II-a antibody produced in rabbit, Anti-NMMHC-A antibody produced in rabbit, Anti-NMMHC-IIA antibody produced in rabbit, Anti-Nonmuscle myosin heavy chain IIa antibody produced in rabbit, Anti-Nonmuscle myosin heavy chain-A antibody produced in rabbit



### All Photos (8)

Product No.	Clonality	Application	Species Reactivity	Citations	SDS
<a href="#">HPA001644</a>	polyclonal	IF, IHC	human	8	



## All Photos (9) **Anti-MYH10 antibody produced in rabbit**

**Synonym(s):** Anti-NMMHCB

Product No.	Clonality	Application	Species Reactivity	Citations	SDS
<b>HPA057198</b>	polyclonal	IHC	human		
<b>HPA047541</b>	polyclonal	IHC	human		





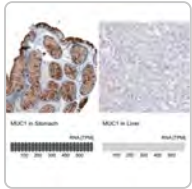
### **Anti-MYH1 Antibody, clone 1E15 , ZooMAb<sup>®</sup> Rabbit Monoclonal**

**Synonym(s):** MyHC-2x, MyHC-IIx/d, Myosin heavy chain, Myosin heavy chain 2x, Myosin heavy chain IIx/d, Myosin-1, skeletal muscle adult 1

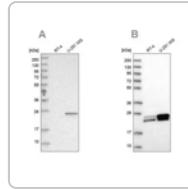
**All**

**Photos** (13)

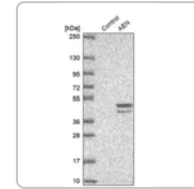
Product No.	Clonality	Application	Species Reactivity	Citations	SDS
<b>ZRB1214</b>	1E15, recombinant monoclonal	IF, IHC (p), WB	human, mouse	 	



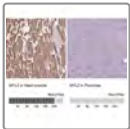
Sigma-Aldrich  
**AMAB91533**  
 Monoclonal  
 Anti-MUC1...



Sigma-Aldrich  
**HPA028118**  
 Anti-GUK1




Sigma-Aldrich  
**HPA0485**  
 Anti-AEN  
 antibody.



### Anti-MYL2 antibody produced in rabbit

**Synonym(s):** Anti-MLC-2, Anti-MLC-2v, Anti-Myosin regulatory light chain 2, ventricular/cardiac muscle isoform

**All**  
**Photos** (6)


Product No.	Clonality	Application	Species Reactivity	Citations	SDS
<b>HPA019763</b>	polyclonal	IHC	human	4	



### Anti-MYL3 antibody produced in rabbit

**Synonym(s):** Anti-CMLC1, Anti-Cardiac myosin light chain-1, Anti-MLC1SB, Anti-Myosin light chain 1, slow-twitch muscle B/ventricular isoform, Anti-Myosin light chain 3, Anti-Ventricular/slow twitch myosin alkali light chain

**All**  
**Photos** (5)


Product No.	Clonality	Application	Species Reactivity	Citations	SDS
<b>HPA016564</b>	polyclonal	IHC	human		



### Anti-MYL4 antibody produced in rabbit

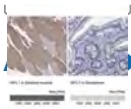
**Synonym(s):** Anti-ALC1, Anti-AMLC, Anti-GT1, Anti-PRO1957, Anti-myosin, light chain 4, alkali; atrial, embryonic

**All**  
**Photos** (7)

Product No.	Clonality	Application	Species Reactivity	Citations	SDS
<b>HPA051884</b>	polyclonal	IF, IHC	human	2	

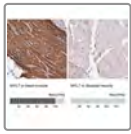


### Anti-MYL1 antibody produced in rabbit



[Photos](#) (3)

Product No.	Clonality	Application	Species Reactivity	Citations	SDS
<a href="#">HPA073827</a>	polyclonal	IF, IHC	human		




### Anti-MYL7 antibody produced in rabbit

**Synonym(s):** Anti-MLC-2a, Anti-MLC2a, Anti-Myosin light chain 2a, Anti-Myosin regulatory light chain 2, atrial isoform, Anti-Myosin regulatory light chain 7

[All](#)

[Photos](#) (5)

Product No.	Clonality	Application	Species Reactivity	Citations	SDS
<a href="#">HPA013331</a>	polyclonal	IHC	human	3	

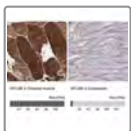


### Anti-MYL5 antibody produced in rabbit

**Synonym(s):** Anti-Myosin, light chain 5, regulatory

[All Photos](#) (3)

Product No.	Clonality	Application	Species Reactivity	Citations	SDS
<a href="#">HPA037381</a>	polyclonal	IF, IHC	human		



### Anti-MYL6B antibody produced in rabbit

**Synonym(s):** Anti-MLC1SA, Anti-Myosin, light chain 6B, alkali, smooth muscle and non-muscle

[All](#)

[Photos](#) (5)

Product No.	Clonality	Application	Species Reactivity	Citations	SDS
<a href="#">HPA038887</a>	polyclonal	IF, IHC	human		



### Anti-MYLK3


**Synonym(s):** MLCK, caMLCK

[All Photos](#) (3)

Product No.	Clonality	Application	Species Reactivity	Citations	SDS
<a href="#">HPA073447</a>	polyclonal	IHC	human		



### Anti-MYLK antibody produced in rabbit



**Synonym(s):** Anti-Mlck, Anti-Mlck1, Anti-Mylk1, Anti-Myosin light chain kinase, Anti-Smmlck

[All Photos](#) (4)

Product No.	Clonality	Application	Species Reactivity	Citations	SDS
<a href="#">HPA031677</a>	polyclonal	IHC	human	2	



### Anti-MYLK2 antibody produced in rabbit

**Synonym(s):** Anti-KMLC, Anti-MLCK2, Anti-skMLCK

[All Photos](#) (8)

Product No.	Clonality	Application	Species Reactivity	Citations	SDS
<a href="#">HPA059890</a>	polyclonal	IHC	human	2	
<a href="#">HPA059704</a>	polyclonal	IF, IHC	human	2	

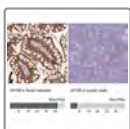


### Anti-MYLPF

**Synonym(s):** HUMMLC2B, MRLC2, MYL11

[All Photos](#) (3)

Product No.	Clonality	Application	Species Reactivity	Citations	SDS
<a href="#">HPA055059</a>	polyclonal	IHC	human		

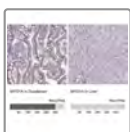


### Anti-MYO6 antibody produced in rabbit

**Synonym(s):** Anti-DFNA22, Anti-DFNB37, Anti-KIAA0389

[All Photos](#) (5)

Product No.	Clonality	Application	Species Reactivity	Citations	SDS
<a href="#">HPA035483</a>	polyclonal	IHC	human		



### Anti-MYO1A antibody produced in rabbit

[All Photos](#) (3)

Product No.	Clonality	Application	Species Reactivity	Citations	SDS
<a href="#">HPA053490</a>	polyclonal	IHC	human		





## Anti-MYO18A antibody produced in rabbit

**Synonym(s):** Anti-MAJN, Anti-Molecule associated with JAK3 N-terminus, Anti-Myosin containing a PDZ domain, Anti-Myosin-XVIIIa

[All](#)

[Photos](#) (10)


Product No.	Clonality	Application	Species Reactivity	Citations	SDS
<a href="#">HPA021121</a>	polyclonal	IHC	human	7	
<a href="#">HPA019646</a>	polyclonal	IHC	human		



## Anti-MYO7B antibody produced in rabbit

**Synonym(s):** Anti-Myosin VIIB

[All Photos](#) (3)



Product No.	Clonality	Application	Species Reactivity	Citations	SDS
<a href="#">HPA039131</a>	polyclonal	IHC	human	11	



## Anti-MYO5B antibody produced in rabbit

**Synonym(s):** Anti-Kiaa1119, Anti-Myosin vb

[All Photos](#) (12)


Product No.	Clonality	Application	Species Reactivity	Citations	SDS
<a href="#">HPA040902</a>	polyclonal	IHC	human	8	
<a href="#">HPA040593</a>	polyclonal	IHC	human		

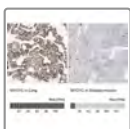


## Anti-MYO1B antibody produced in rabbit

**Synonym(s):** Anti-MMI-alpha, Anti-MM1a, Anti-MYH-1c, Anti-Myosin I alpha, Anti-Myosin-Ib

[All Photos](#) (5)


Product No.	Clonality	Application	Species Reactivity	Citations	SDS
<a href="#">HPA013607</a>	polyclonal	IF, IHC	human	9	

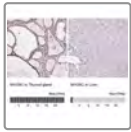


## Anti-MYO1C antibody produced in rabbit

**Synonym(s):** Anti-MMI-beta, Anti-MM1b, Anti-Myosin I beta, Anti-Myosin-Ic


## All Photos (4)

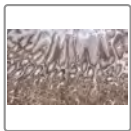
Product No.	Clonality	Application	Species Reactivity	Citations	SDS
<a href="#">HPA001768</a>	polyclonal	IHC	human	9	



### Anti-MYO5C antibody produced in rabbit

## All Photos (3)



Product No.	Clonality	Application	Species Reactivity	Citations	SDS
<a href="#">HPA032115</a>	polyclonal	IHC	human		

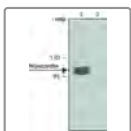


### Anti-MYO1C Antibody, clone 4B19, ZooMAb<sup>®</sup> Rabbit Monoclonal

**Synonym(s):** MMI-beta, MMIb, Myosin I beta, Unconventional myosin-Ic

## All Photos (25)


Product No.	Clonality	Application	Species Reactivity	Citations	SDS
<a href="#">ZRB1372</a>	4B19, monoclonal recombinant monoclonal	ICC, IHC, WB	human, mouse		 




### Anti-Myocardin antibody produced in rabbit

**Synonym(s):** Anti-MYCD, Anti-MYOCD

## All Photos (5)



Product No.	Clonality	Application	Species Reactivity	Citations	SDS
<a href="#">SAB4200539</a>	polyclonal	IF, IHC, WB	rat, human, mouse	11	



### Anti-MyoD Antibody, clone 1F22 ZooMAb<sup>®</sup> Rabbit Monoclonal

**Synonym(s):** Class C basic helix-loop-helix protein 1, Myf-3, Myoblast determination protein 1, Myogenic factor 3, bHLHc1

## All Photos (26)

Product No.	Clonality	Application	Species Reactivity	Citations	SDS
<a href="#">ZRB1452</a>	1F22, monoclonal	ICC, IHC (p),	human, mouse		 

Product No.	Clonality	Application	Species Reactivity	Citations	SDS
	recombinant monoclonal	WB, affinity binding assay			

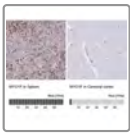


### Anti-MYOF antibody produced in rabbit

**Synonym(s):** Anti-FER1L3, Anti-Fer-1-like protein 3, Anti-Myoferlin

[All Photos](#) (8)


Product No.	Clonality	Application	Species Reactivity	Citations	SDS
<b>HPA014245</b>	polyclonal	IF, IHC	mouse, human	18	



### Anti-MYO1F antibody produced in rabbit

[All Photos](#) (3)

Product No.	Clonality	Application	Species Reactivity	Citations	SDS
<b>HPA055242</b>	polyclonal	IHC	human	1	



### Anti-MYO1G antibody produced in rabbit

**Synonym(s):** Anti-Myosin-Ig, Anti-mHag HA-2

[All Photos](#) (4)

Product No.	Clonality	Application	Species Reactivity	Citations	SDS
<b>HPA021252</b>	polyclonal	IHC	human	3	



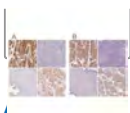
### Anti-Myogenin Antibody, clone 1M17 ZooMAb<sup>®</sup> Rabbit Monoclonal

[All Photos](#) (10)

Product No.	Clonality	Application	Species Reactivity	Citations	SDS
<b>ZRB1685</b>	1M17, recombinant monoclonal	ICC, IHC (p), WB	human		





### Anti-MYOM1 antibody produced in rabbit



**Synonym(s):** Anti-190 kDa connectin-associated protein, Anti-190 kDa titin-associated protein, Anti-Myomesin family member 1, Anti-Myomesin-1

## Photos (12)

Product No.	Clonality	Application	Species Reactivity	Citations	SDS
<a href="#">HPA014305</a>	polyclonal	IHC	human	2	
<a href="#">HPA049193</a>	polyclonal	IHC	human		





## Anti-MYOM2 antibody produced in rabbit

**Synonym(s):** Anti-165 kDa connectin-associated protein antibody produced in rabbit, Anti-165 kDa titin-associated protein antibody produced in rabbit, Anti-M-protein antibody produced in rabbit, Anti-Myomesin-2 antibody produced in rabbit

## All


## Photos (9)

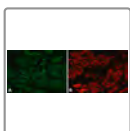
Product No.	Clonality	Application	Species Reactivity	Citations	SDS
<a href="#">HPA005953</a>	polyclonal	IHC (p)	human	1	
<a href="#">HPA001765</a>	polyclonal	IF, IHC	human	1	



**All Photos (3) Anti-Myosin (Skeletal, Fast) antibody, Mouse monoclonal**


**Synonym(s):** Monoclonal Anti-Myosin (Skeletal, Fast) antibody produced in mouse

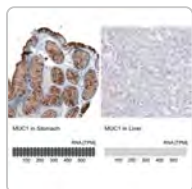
Product No.	Clonality	Application	Species Reactivity	Citations	SDS
<b>M1570</b>	MY-32, monoclonal	ARR, IHC (p), WB	rat, chicken, rabbit, mouse, human, bovine, guinea pig, feline	28	



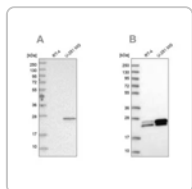
**Anti-Myosin (Skeletal) antibody produced in rabbit**

**All Photos (2)**

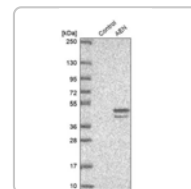
Product No.	Clonality	Application	Species Reactivity	Citations	SDS
<b>M7523</b>	polyclonal	IF, IHC (p)	human	31	




**Sigma-Aldrich**  
**AMAB91533**  
**Monoclonal**  
**Anti-MUC1...**



**Sigma-Aldrich**  
**HPA028118**  
**Anti-GUK1**



**HPA0485**  
**Anti-AEN**  
**antibody.**





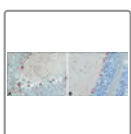
## Anti-Myosin Heavy Chain 7 Antibody, clone 1B19, ZooMAb<sup>®</sup> Rabbit Monoclonal

**Synonym(s):** MyHC-beta, MyHC-slow, Myosin heavy chain cardiac muscle beta isoform, Myosin heavy chain slow isoform, Myosin-7

**All**


**Photos** (12)

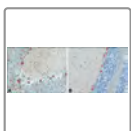
Product No.	Clonality	Application	Species Reactivity	Citations	SDS
<b>ZRB1308</b>	1B19, monoclonal recombinant monoclonal	ELISA, IHC (p), WB, affinity binding assay	rat, mouse, human		 



## Anti-Myosin Va (LE-16) antibody produced in rabbit


**All Photos** (3)

Product No.	Clonality	Application	Species Reactivity	Citations	SDS
<b>M5062</b>	polyclonal	ARR, IHC (p), WB	rat, chicken	4	



## Anti-Myosin Va (LF-18) antibody produced in rabbit

**All Photos** (3)



Product No.	Clonality	Application	Species Reactivity	Citations	SDS
<b>M4812</b>	polyclonal	ARR, IHC (p), WB	chicken, rat	14	

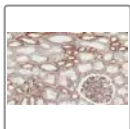


## Anti-Myosin-10 Antibody, clone 1B3 ZooMAb<sup>®</sup> Rabbit Monoclonal

**All**



**Photos** (8)

Product No.	Clonality	Application	Species Reactivity	Citations	SDS
<b>ZRB2186</b>	1B3, recombinant monoclonal	IHC, WB, affinity binding assay	rat, mouse, monkey, human		 



## Anti-Myosin-9/MYH9 Antibody, clone 3O13 ZooMAb® Rabbit Monoclonal

[All Photos](#) (12)



Product No.	Clonality	Application	Species Reactivity	Citations	SDS
<b>ZRB1165</b>	3O13, recombinant monoclonal	ICC, IHC, affinity binding assay	human, mouse	 	

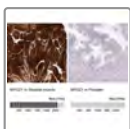


## Anti-MYOT antibody produced in rabbit

**Synonym(s):** Anti-LGMD1, Anti-LGMD1A, Anti-TTID, Anti-Myotilin

[All Photos](#) (14)



Product No.	Clonality	Application	Species Reactivity	Citations	SDS
<b>HPA037734</b>	polyclonal	IHC	human		
<b>HPA037733</b>	polyclonal	IHC	human	1	

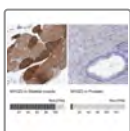


## Anti-MYOZ1 antibody produced in rabbit

**Synonym(s):** Anti-CS-2, Anti-FATZ, Anti-MYOZ, Anti-Myozenin 1

[All Photos](#) (14)


Product No.	Clonality	Application	Species Reactivity	Citations	SDS
<b>HPA037848</b>	polyclonal	IHC	human		
<b>HPA038437</b>	polyclonal	IHC	human		



## Anti-MYOZ3 antibody produced in rabbit

**Synonym(s):** Anti-CS-3, Anti-CS3, Anti-FRP3, Anti-Myozenin 3

[All Photos](#) (3)

Product No.	Clonality	Application	Species Reactivity	Citations	SDS
<b>HPA039166</b>	polyclonal	IHC	human		



## Anti-MYOZ2 antibody produced in rabbit



**Synonym(s):** Anti-C4orf5, Anti-CS-1, Anti-Myozenin 2

[Photos](#) (13)

Product No.	Clonality	Application	Species Reactivity	Citations	SDS
<a href="#">HPA035763</a>	polyclonal	IHC	human		
<a href="#">HPA035764</a>	polyclonal	IF, IHC	human		

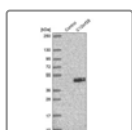


### Anti-MYPN antibody produced in rabbit

**Synonym(s):** Anti-MYOP

[All Photos](#) (3)

Product No.	Clonality	Application	Species Reactivity	Citations	SDS
<a href="#">HPA061494</a>	polyclonal	IHC	human	1	

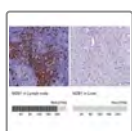


### Anti-MYRFL antibody produced in rabbit

**Synonym(s):** Anti-C12orf15, Anti-FLJ25056, Anti-bcm1377, Anti-chromosome 12 open reading frame 28

[All Photos](#) (3)

Product No.	Clonality	Application	Species Reactivity	Citations	SDS
<a href="#">HPA049340</a>	polyclonal	IF, IHC, WB	human		

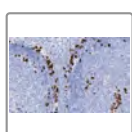


### Anti-MZB1 antibody produced in rabbit

**Synonym(s):** Anti-Plasma Cell-Induced Resident Endoplasmic Reticulum Protein



[All Photos](#) (14)

Product No.	Clonality	Application	Species Reactivity	Citations	SDS
<a href="#">HPA052694</a>	polyclonal	IHC	human		
<a href="#">HPA043745</a>	polyclonal	IHC	human	2	



### Anti-MZB1 Antibody, clone 1J15 ZooMAb<sup>®</sup> Rabbit Monoclonal

[All Photos](#) (12)



Product No.	Clonality	Application	Species Reactivity	Citations	SDS
<b>ZRB2176</b>	1J15, recombinant monoclonal	ICC, IHC, WB, affinity binding assay	human		 




### **Anti-N-Cadherin Antibody, clone 3H17 ZooMAb<sup>®</sup> Rabbit Monoclonal**

**Synonym(s):** CD325, CDw325, Cadherin-2, Neural cadherin



**All  
Photos** (14)


Product No.	Description	SDS
<b>ZRB1126</b>	recombinant, expressed in HEK 293 cells	 



### **Anti-N1-Phosphohistidine (1-pHis) Antibody, clone SC1-1, ZooMAb<sup>®</sup> Rabbit Monoclonal**



**All  
Photos** (4)


Product No.	Clonality	Application	Species Reactivity	Citations	SDS
<b>ZRB1330</b>	SC1-1, monoclonal recombinant monoclonal	WB	human	1	 



### **Anti-N1-Phosphohistidine (1-pHis) Antibody, clone SC50-3, ZooMAb<sup>®</sup> Rabbit Monoclonal**



**All  
Photos** (4)

Product No.	Clonality	Application	Species Reactivity	Citations	SDS
<b>ZRB1341</b>	SC50-3, monoclonal recombinant monoclonal	WB	human		 



### **Anti-N3-Phosphohistidine (3-pHis) Antibody, clone SC39-6, ZooMAb<sup>®</sup> Rabbit Monoclonal**



**All**  
**Photos** (4)

Product No.	Clonality	Application	Species Reactivity	Citations	SDS
<b>ZRB1351</b>	SC39-6, monoclonal recombinant monoclonal	WB	human	 	



**Anti-N3-Phosphohistidine (3-pHis) Antibody, clone SC56-2,  
ZooMAb<sup>®</sup> Rabbit Monoclonal**



**All**  
**Photos** (4)

Product No.	Clonality	Application	Species Reactivity	Citations	SDS
<b>ZRB1352</b>	SC56-2, monoclonal recombinant monoclonal	WB	human	1  	



**Anti-N-WASP Antibody, clone 1D16 ZooMAb<sup>®</sup> Rabbit  
Monoclonal**



**All**  
**Photos** (10)

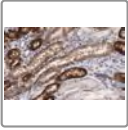
Product No.	Clonality	Application	Species Reactivity	Citations	SDS
<b>ZRB2101</b>	1D16, recombinant monoclonal	ICC, IHC, WB	mouse, human, rat	 	



**Anti-Na<sup>+</sup>-K<sup>+</sup> ATPase  $\alpha$ 1 Antibody, clone 1E13  
ZooMAb<sup>®</sup> Rabbit Monoclonal**

**All**  
**Photos** (10)

Product No.	Clonality	Application	Species Reactivity	Citations	SDS
<b>ZRB1266</b>	1E13, monoclonal recombinant monoclonal	ICC, IHC (p), WB	human	 	





## Anti-Na<sup>+</sup>/K<sup>+</sup> ATPase $\alpha$ -1 Antibody, clone C464.6

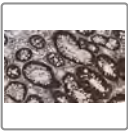
### ZooMAb<sup>®</sup> Mouse Monoclonal

**Synonym(s):** EC:7.2.2.13, Na(+)/K (+) ATPase alpha-1 subunit, Sodium pump subunit alpha-1, Sodium/potassium-transporting ATPase subunit alpha-1

[All](#)

[Photos](#) (13)

Product No.	Clonality	Application	Species Reactivity	Citations	SDS
<b>ZMS1029</b>	C464.6, recombinant monoclonal monoclonal	ICC, IHC (p), WB	mouse, rat, human	 	





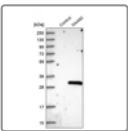
## Anti-Na<sup>+</sup>/K<sup>+</sup> ATPase $\alpha$ 1 Antibody, clone 2M18

### ZooMAb<sup>®</sup> Rabbit Monoclonal

[All](#)

[Photos](#) (11)


Product No.	Clonality	Application	Species Reactivity	Citations	SDS
<b>ZRB1574</b>	2M18, recombinant monoclonal	FACS, ICC, IHC (p), WB	human, monkey, mouse	 	

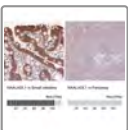


## Anti-NAA60 antibody produced in rabbit

**Synonym(s):** Anti-FLJ14154, Anti-NAT15

[All Photos](#) (5)


Product No.	Clonality	Application	Species Reactivity	Citations	SDS
<b>HPA040916</b>	polyclonal	IHC	human	5	

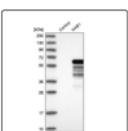


## Anti-NAALADL1 antibody produced in rabbit

**Synonym(s):** Anti-N-acetylated alpha-linked acidic dipeptidase-like 1

[All Photos](#) (3)


Product No.	Clonality	Application	Species Reactivity	Citations	SDS
<b>HPA047123</b>	polyclonal	IHC	human		

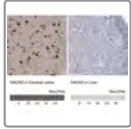


## Anti-NAB1 antibody produced in rabbit

**All  
Photos** (3)

**Synonym(s):** Anti-EGR-1-binding protein 1 antibody produced in rabbit, Anti-NGFI-A-binding protein 1 antibody produced in rabbit, Anti-Transcriptional regulatory protein p54 antibody produced in rabbit



Product No.	Clonality	Application	Species Reactivity	Citations	SDS
<b>HPA002738</b>	polyclonal	IF, IHC	human	4	




**Anti-NACAD antibody produced in rabbit**

**Synonym(s):** Anti-KIAA0363, Anti-NAC alpha domain containing


**All Photos** (7)

Product No.	Clonality	Application	Species Reactivity	Citations	SDS
<b>HPA020981</b>	polyclonal	IF, IHC	human		
<b>HPA079208</b>	polyclonal	IF, IHC	human		



**Anti-NACC1 antibody produced in rabbit**

**All Photos** (3)



Product No.	Clonality	Application	Species Reactivity	Citations	SDS
<b>HPA062245</b>	polyclonal	IF, IHC, WB	human		



**Anti-NADK2 antibody produced in rabbit**

**Synonym(s):** Anti-C5orf33, Anti-FLJ30596, Anti-NADKD1



**All Photos** (15)

Product No.	Clonality	Application	Species Reactivity	Citations	SDS
<b>HPA038366</b>	polyclonal	IHC, WB	human		
<b>HPA038367</b>	polyclonal	IHC	rat, human, mouse	1	



## All Photos (13) **Anti-NAE1 antibody produced in rabbit**

**Synonym(s):** Anti-APPBP1, Anti-NEDD8 Activating Enzyme E1 Subunit 1, Anti-ula-1


Product No.	Clonality	Application	Species Reactivity	Citations	SDS
<b>HPA041178</b>	polyclonal	IHC	human, rat, mouse		
<b>HPA042041</b>	polyclonal	IHC	rat, mouse, human	4	

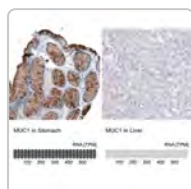


## **Anti-NAGA antibody produced in rabbit**

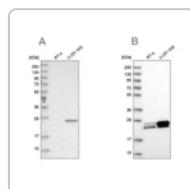
**Synonym(s):** Anti- $\alpha$ -Galactosidase B antibody produced in rabbit, Anti- $\alpha$ -N-Acetylgalactosaminidase precursor antibody produced in rabbit

## All Photos (6)

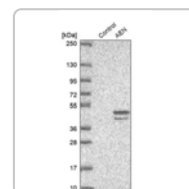
Product No.	Clonality	Application	Species Reactivity	Citations	SDS
<b>HPA000649</b>	polyclonal	IHC	human	3	




Sigma-Aldrich  
**AMAB91533**  
Monoclonal  
Anti-MUC1...



Sigma-Aldrich  
**HPA028118**  
Anti-GUK1



Sigma-Aldrich  
**HPA0485**  
Anti-AEN  
antibody.

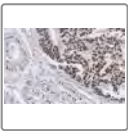


## Anti-NAGK antibody produced in rabbit

**Synonym(s):** Anti-GNK, Anti-N-acetylglucosamine kinase

[All Photos](#) (13)

Product No.	Clonality	Application	Species Reactivity	Citations	SDS
<a href="#">HPA035206</a>	polyclonal	IHC	human		
<a href="#">HPA035207</a>	polyclonal	IF, IHC	human		



## Anti-Nanog Antibody, clone 4C17 ZooMAb<sup>®</sup> Rabbit Monoclonal

**Synonym(s):** Homeobox protein NANOG, Homeobox transcription factor Nanog, hNanog

[All Photos](#) (15)

Product No.	Clonality	Application	Species Reactivity	Citations	SDS
<a href="#">ZRB1566</a>	4C17, monoclonal recombinant monoclonal	FACS, ICC, IHC, WB, affinity binding assay	human		

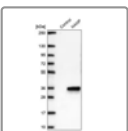


## Anti-NANOS3 antibody produced in rabbit

**Synonym(s):** Anti-NANOS1L, Anti-NOS3

[All Photos](#) (3)

Product No.	Clonality	Application	Species Reactivity	Citations	SDS
<a href="#">HPA062989</a>	polyclonal	IHC	human	1	




## Anti-NANP antibody produced in rabbit

**Synonym(s):** Anti-C20orf147, Anti-HDHD4, Anti-MGC26833, Anti-N-acetylneuraminic acid phosphatase, Anti-dJ694B14.3

[All Photos](#) (3)

Product No.	Clonality	Application	Species Reactivity	Citations	SDS
<a href="#">HPA050342</a>	polyclonal	IF, IHC	human	2	

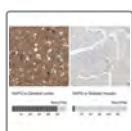


## Anti-Nap1 (N-terminal) antibody produced in rabbit

**Synonym(s):** Anti-NCK-associated protein 1, Anti-NCKAP1, Anti-p125Nap1

[All Photos](#) (2)

Product No.	Clonality	Application	Species Reactivity	Citations	SDS
<b>N3788</b>	polyclonal	WB	rat, mouse, human	10	



## Anti-NAPG antibody produced in rabbit

**Synonym(s):** Anti-Gamma-soluble NSF attachment protein, Anti-N-ethylmaleimide-sensitive factor attachment protein gamma, Anti-SNAP-gamma

[All Photos](#) (9)

Product No.	Clonality	Application	Species Reactivity	Citations	SDS
<b>HPA011389</b>	polyclonal	IHC	human, rat, mouse	4	
<b>HPA008208</b>	polyclonal	IHC	human	2	



## Anti-NAPRT antibody produced in rabbit

[All Photos](#) (15)

Product No.	Clonality	Application	Species Reactivity	Citations	SDS
<b>HPA024017</b>	polyclonal	IHC	human	4	
<b>HPA023739</b>	polyclonal	IF, IHC	human	3	



## Anti-NAPSA antibody produced in mouse

[All Photos](#) (6)




Product No.	Clonality	Application	Species Reactivity	Citations	SDS
<b>AMAB91825</b>	CL12954, monoclonal	IHC	human		



## Anti-NAPSA antibody produced in rabbit

**Synonym(s):** Anti-KAP, Anti-Kdap, Anti-NAP1, Anti-NAPA

## All Photos (23)




Product No.	Clonality	Application	Species Reactivity	Citations	SDS
<a href="#">HPA045280</a>	polyclonal	IHC	human		
<a href="#">HPA047744</a>	polyclonal	IHC	human		
<a href="#">HPA047236</a>	polyclonal	IHC	human		



### Anti-NASP antibody produced in rabbit

**Synonym(s):** Anti-DKFZp547F162, Anti-FLB7527, Anti-FLJ31599, Anti-FLJ35510, Anti-MGC19722, Anti-MGC2297

## All Photos (27)


Product No.	Clonality	Application	Species Reactivity	Citations	SDS
<a href="#">HPA028136</a>	polyclonal	IF, IHC	human	1	
<a href="#">HPA030520</a>	polyclonal	IF, IHC, WB	human		
<a href="#">HPA030518</a>	polyclonal	IF, IHC	human		

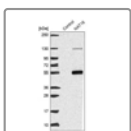


### Anti-NAT8

**Synonym(s):** ATase2, GLA, Hcml1, TSC501

## All Photos (3)


Product No.	Clonality	Application	Species Reactivity	Citations	SDS
<a href="#">HPA067855</a>	polyclonal	IHC	human		

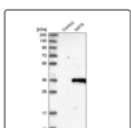


### Anti-NAT16 antibody produced in rabbit

**Synonym(s):** Anti-C7orf52, Anti-FLJ39237

## All Photos (2)


Product No.	Clonality	Application	Species Reactivity	Citations	SDS
<a href="#">HPA021918</a>	polyclonal	IHC	human	1	




### Anti-NAT9 antibody produced in rabbit

**Synonym(s):** Anti-Embryo brain-specific protein, Anti-N-acetyltransferase 9

## All Photos (2)


Product No.	Clonality	Application	Species Reactivity	Citations	SDS
<a href="#">HPA021820</a>	polyclonal	IHC, WB	human	1	




### Anti-NAV3 (C-terminal) antibody produced in rabbit

**Synonym(s):** Anti-Neuron navigator 3, Anti-Pore membrane and/or filament interacting like protein 1 (POMFIL1), Anti-STEERIN3, Anti-human UNC-53 homolog (unc53H3)

## All Photos (2)


Product No.	Clonality	Application	Species Reactivity	Citations	SDS
<a href="#">N4288</a>	polyclonal	WB	human, mouse (predicted), rat (predicted)	7	



### Anti-NAV3 (N-terminal) antibody produced in rabbit

**Synonym(s):** Anti-Neuron navigator 3, Anti-Pore membrane and/or filament interacting like protein 1 (POMFIL1), Anti-STEERIN3, Anti-human UNC-53 homolog (unc53H3)

## All Photos (2)


Product No.	Clonality	Application	Species Reactivity	Citations	SDS
<a href="#">N4038</a>	polyclonal	WB	rat (predicted), human, mouse (predicted)	6	

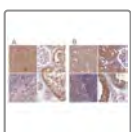


### Anti-NAV1 antibody produced in rabbit

**Synonym(s):** Anti-Neuron navigator 1, Anti-Pore membrane and/or filament-interacting-like protein 3, Anti-Steerin-1, Anti-Unc-53 homolog 1, Anti-unc53H1

## All Photos (5)



Product No.	Clonality	Application	Species Reactivity	Citations	SDS
<a href="#">HPA018127</a>	polyclonal	IHC	human	2	

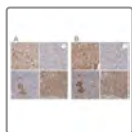


### Anti-NAXE antibody produced in rabbit

**Synonym(s):** Anti-AIBP, Anti-MGC119143, Anti-MGC119144, Anti-MGC119145, Anti-apolipoprotein A-I binding protein

## All Photos (14)



Product No.	Clonality	Application	Species Reactivity	Citations	SDS
<a href="#">HPA043766</a>	polyclonal	IF, IHC	human		
<a href="#">HPA048164</a>	polyclonal	IF, IHC	human	2	

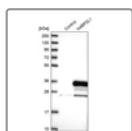


### Anti-NBEA antibody produced in rabbit

**Synonym(s):** Anti-Bcl8b, Anti-Flj10197, Anti-Kiaa1544, Anti-Neurobeachin

[All Photos](#) (14)


Product No.	Clonality	Application	Species Reactivity	Citations	SDS
<a href="#">HPA040385</a>	polyclonal	IF, IHC	human		
<a href="#">HPA039730</a>	polyclonal	IF, IHC	human		




### Anti-N4BP2L1 antibody produced in rabbit

**Synonym(s):** Anti-CG018, Anti-NEDD4 binding protein 2-like 1



[All Photos](#) (2)

Product No.	Clonality	Application	Species Reactivity	Citations	SDS
<a href="#">HPA038971</a>	polyclonal	IHC	human	1	



### Anti-N4BP3 antibody produced in rabbit


[All Photos](#) (4)

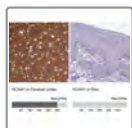
Product No.	Clonality	Application	Species Reactivity	Citations	SDS
<a href="#">HPA030972</a>	polyclonal	IHC, WB	human		
<a href="#">HPA030973</a>	polyclonal	IHC	human		



### Anti-NCAM1 antibody produced in mouse

[All Photos](#) (8)

Product No.	Clonality	Application	Species Reactivity	Citations	SDS
<a href="#">AMAB91807</a>	CL12732, monoclonal	IHC	human		

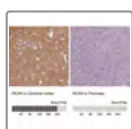


## Anti-NCAM1 antibody produced in rabbit

**Synonym(s):** Anti-CD56, Anti-NCAM

[All Photos](#) (7)

Product No.	Clonality	Application	Species Reactivity	Citations	SDS
<a href="#">HPA039835</a>	polyclonal	IF, IHC	human	5	



## Anti-NCAN antibody produced in rabbit

**Synonym(s):** Anti-CSPG3, Anti-Neurocan

[All Photos](#) (3)

Product No.	Clonality	Application	Species Reactivity	Citations	SDS
<a href="#">HPA036814</a>	polyclonal	IHC	human	2	

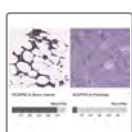


## Anti-NCAPH antibody produced in rabbit

**Synonym(s):** Anti-Barren homolog protein 1 antibody produced in rabbit, Anti-Chromosome-associated protein H antibody produced in rabbit, Anti-Condensin complex subunit 2 antibody produced in rabbit, Anti-Non-SMC condensin I complex subunit H antibody produced in rabbit, Anti-XCAP-H homolog antibody produced in rabbit, Anti-hCAP-H antibody produced in rabbit

[All Photos](#) (16)

Product No.	Clonality	Application	Species Reactivity	Citations	SDS
<a href="#">HPA003008</a>	polyclonal	IF, IHC	human	3	
<a href="#">HPA002647</a>	polyclonal	IHC, WB	human	6	



## Anti-NCAPH2 antibody produced in rabbit

[All Photos](#) (7)


Product No.	Clonality	Application	Species Reactivity	Citations	SDS
<a href="#">HPA067932</a>	polyclonal	IF	human		
<a href="#">HPA069056</a>	polyclonal	IF, IHC, WB	human	3	

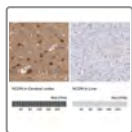


## Anti-NCBP1 antibody produced in rabbit

**Synonym(s):** Anti-CBP80, Anti-NCBP, Anti-Sto1

## All Photos (5)


Product No.	Clonality	Application	Species Reactivity	Citations	SDS
<a href="#">HPA042411</a>	polyclonal	IF, IHC	human		

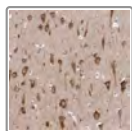


### Anti-NCDN antibody produced in rabbit

**Synonym(s):** Anti-Neurochondrin

## All Photos (8)


Product No.	Clonality	Application	Species Reactivity	Citations	SDS
<a href="#">HPA023676</a>	polyclonal	IF, IHC	rat, human, mouse	2	



### Anti-NCEH1 antibody produced in rabbit

**Synonym(s):** Anti-AADACL1, Anti-KIAA1363, Anti-NCEH, Anti-NCEH1, Anti-neutral cholesterol ester hydrolase 1


## All Photos (3)


Product No.	Clonality	Application	Species Reactivity	Citations	SDS
<a href="#">HPA026888</a>	polyclonal	IF, IHC, WB	human	1	



## All Photos (3) **Anti-NCF1 antibody produced in rabbit**

**Synonym(s):** Anti-NCF1A, Anti-NOXO2, Anti-SH3PXD1A, Anti-p47phox



Product No.	Clonality	Application	Species Reactivity	Citations	SDS
<b>HPA047836</b>	polyclonal	IHC	human	1	

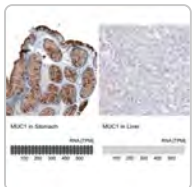


## **Anti-NCF2 antibody produced in rabbit**

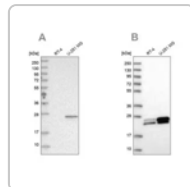
**Synonym(s):** NOXA2, p67phox

## All Photos (11)

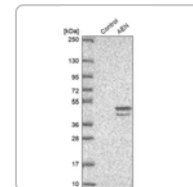
Product No.	Clonality	Application	Species Reactivity	Citations	SDS
<b>HPA002327</b>	polyclonal	IHC	human	4	
<b>HPA006040</b>	polyclonal	IF, IHC	human	4	




Sigma-Aldrich  
**AMAB91533**  
Monoclonal  
Anti-MUC1...



Sigma-Aldrich  
**HPA028118**  
Anti-GUK1



Sigma-Aldric  
**HPA0485**  
Anti-AEN  
antibody.

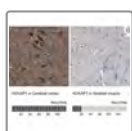


## Anti-NCK2 antibody produced in rabbit

**Synonym(s):** Anti-Nck adaptor protein 2, Anti-Nck $\beta$

[All Photos](#) (2)

Product No.	Clonality	Application	Species Reactivity	Citations	SDS
<a href="#">HPA031004</a>	polyclonal	IHC	human		

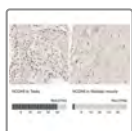


## Anti-NCKAP1 antibody produced in rabbit

**Synonym(s):** Anti-Membrane-associated protein HEM-2, Anti-NAP 1, Anti-Nck-associated protein 1, Anti-p125Nap1

[All Photos](#) (4)

Product No.	Clonality	Application	Species Reactivity	Citations	SDS
<a href="#">HPA020449</a>	polyclonal	IF, IHC	human	1	

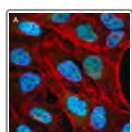


## Anti-NCOA6 antibody produced in rabbit

**Synonym(s):** Anti-ASC-2 antibody produced in rabbit, Anti-Activating signal cointegrator 2 antibody produced in rabbit, Anti-Amplified in breast cancer protein 3 antibody produced in rabbit, Anti-Cancer-amplified transcriptional coactivator ASC-2 antibody produced in rabbit, Anti-Nuclear receptor coactivator 6 antibody produced in rabbit, Anti-Peroxisome proliferator-activated receptor-interacting protein antibody produced in rabbit

[All Photos](#) (6)

Product No.	Clonality	Application	Species Reactivity	Citations	SDS
<a href="#">HPA004198</a>	polyclonal	IF, IHC	human	2	




## Anti-NCOA1 Antibody, clone 5B9, ZooMAb<sup>®</sup> Rabbit Monoclonal

**Synonym(s):** Class E basic helix-loop-helix protein 74, EC:2.3.1.48, NCoA-1, Nuclear receptor coactivator 1, Protein Hin-2, RIP160, Renal carcinoma antigen NY-REN-52, SRC-1, Steroid receptor coactivator 1, bHLHe74

[All Photos](#) (8)


Product No.	Clonality	Application	Species Reactivity	Citations	SDS
<a href="#">ZRB1371</a>	5B9, monoclonal recombinant monoclonal	ICC, WB, affinity binding assay	human		

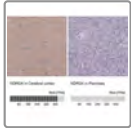


## Anti-NCS1 antibody produced in rabbit

**Synonym(s):** Anti-FREQ, Anti-Frequenin homolog, Anti-Frequenin-like protein, Anti-Frequenin-like ubiquitous protein, Anti-NCS-1, Anti-Neuronal calcium sensor 1

**All  
Photos** (7)


Product No.	Clonality	Application	Species Reactivity	Citations	SDS
<b>HPA019713</b>	polyclonal	IF, IHC	mouse, human	4	

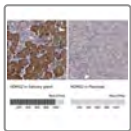


**Anti-NDRG4 antibody produced in rabbit**

**Synonym(s):** Anti-Brain development-related molecule 1, Anti-Protein NDRG4, Anti-SMAP-8, Anti-Vascular smooth muscle cell-associated protein 8

**All  
Photos** (4)



Product No.	Clonality	Application	Species Reactivity	Citations	SDS
<b>HPA015313</b>	polyclonal	IHC	human	6	



**Anti-NDRG2 antibody produced in rabbit**

**Synonym(s):** Anti-Protein NDRG2 antibody produced in rabbit, Anti-Protein Syld709613 antibody produced in rabbit

**All  
Photos** (13)


Product No.	Clonality	Application	Species Reactivity	Citations	SDS
<b>HPA003590</b>	polyclonal	IHC	human	5	
<b>HPA002896</b>	polyclonal	IF, IHC	human	13	

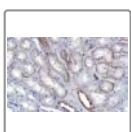


**Anti-NDRG1 antibody produced in rabbit**

**Synonym(s):** Anti-DRG-1 antibody produced in rabbit, Anti-Differentiation-related gene 1 protein antibody produced in rabbit, Anti-N-myc downstream-regulated gene 1 protein antibody produced in rabbit, Anti-Nickel-specific induction protein Cap43 antibody produced in rabbit, Anti-Protein NDRG1 antibody produced in rabbit, Anti-RTP antibody produced in rabbit, Anti-Reducing agents and tunicamycin-responsive protein antibody produced in rabbit, Anti-Rit42 antibody produced in rabbit



**All  
Photos** (8)

Product No.	Clonality	Application	Species Reactivity	Citations	SDS
<b>HPA006881</b>	polyclonal	IF, IHC	rat, human	17	



**Anti-NDRG1 Antibody, clone 1C11 ZooMAb<sup>®</sup> Rabbit Monoclonal**

**All  
Photos** (11)


Product No.	Clonality	Application	Species Reactivity	Citations	SDS
<b>ZRB1786</b>	1C11, recombinant monoclonal	IHC (p), WB, affinity binding assay	human, monkey		 



### Anti-NDUFA12 antibody produced in rabbit

**Synonym(s):** Anti-B17.2, Anti-Dap13, Anti-Nadh dehydrogenase (ubiquinone) 1  $\alpha$  subcomplex, 12

**All  
Photos** (6)


Product No.	Clonality	Application	Species Reactivity	Citations	SDS
<b>HPA039903</b>	polyclonal	IF, IHC	human	1	



### Anti-NDUFA9 antibody produced in rabbit

**Synonym(s):** Anti-CI-39k, Anti-NADH dehydrogenase (ubiquinone) 1 alpha subcomplex, 9, 39kDa, Anti-NDUFS2L, Anti-SDR22E1

**All  
Photos** (4)



Product No.	Clonality	Application	Species Reactivity	Citations	SDS
<b>HPA042268</b>	polyclonal	IHC, WB	human		



### Anti-NDUFA8 antibody produced in rabbit

**Synonym(s):** Anti-Mgc793, Anti-Nadh dehydrogenase (ubiquinone) 1  $\alpha$  subcomplex, 8, 19kda, Anti-Pgiv

**All  
Photos** (15)


Product No.	Clonality	Application	Species Reactivity	Citations	SDS
<b>HPA041510</b>	polyclonal	IHC	rat, human, mouse		
<b>HPA041600</b>	polyclonal	IF, IHC	rat, human		

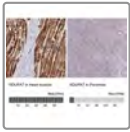


### Anti-NDUFA1 antibody produced in rabbit

**Synonym(s):** Anti-CI-MWFE, Anti-MWFE, Anti-NADH dehydrogenase (ubiquinone) 1 alpha subcomplex, 1, 7.5kDa

**All  
Photos** (3)



Product No.	Clonality	Application	Species Reactivity	Citations	SDS
<b>HPA054359</b>	polyclonal	IHC	human		

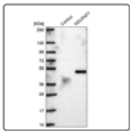


### Anti-NDUFA7 antibody produced in rabbit

**Synonym(s):** Anti-B14.5a

[All Photos \(11\)](#)


Product No.	Clonality	Application	Species Reactivity	Citations	SDS
<b>HPA071866</b>	polyclonal	IHC	human		
<b>HPA059251</b>	polyclonal	IF, IHC	human		

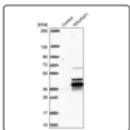


### Anti-NDUFAF7 antibody produced in rabbit

**Synonym(s):** Anti-Chromosome 2 Open Reading Frame 56, Anti-MidA, Anti-PRO1853

[All Photos \(2\)](#)


Product No.	Clonality	Application	Species Reactivity	Citations	SDS
<b>HPA045217</b>	polyclonal	IHC	human		



### Anti-NDUFAF1 antibody produced in rabbit

**Synonym(s):** Anti-Cgi-65, Anti-Cia30, Anti-Nadh dehydrogenase (ubiquinone) 1  $\alpha$  subcomplex, assembly factor 1

[All Photos \(3\)](#)



Product No.	Clonality	Application	Species Reactivity	Citations	SDS
<b>HPA040064</b>	polyclonal	IF, IHC	human		



### Anti-NDUFAF2 antibody produced in rabbit

**Synonym(s):** Anti-B17.2L, Anti-MMTN, Anti-NADH dehydrogenase (ubiquinone) complex I, assembly factor 2, Anti-NDUFA12L, Anti-mimitin

[All Photos \(5\)](#)

Product No.	Clonality	Application	Species Reactivity	Citations	SDS
<b>HPA054776</b>	polyclonal	IF, IHC	human		
<b>HPA048082</b>	polyclonal	IF	human		




## Anti-NDUFAF3 antibody produced in rabbit

**Synonym(s):** Anti-2P1, Anti-C3orf60, Anti-DKFZP564J0123, Anti-E3-3, Anti-MGC10527, Anti-NADH dehydrogenase (ubiquinone) 1  $\alpha$  subcomplex, assembly factor 3

All

Photos (12)

Product No.	Clonality	Application	Species Reactivity	Citations	SDS
<a href="#">HPA035376</a>	polyclonal	IHC	human		
<a href="#">HPA035377</a>	polyclonal	IHC	human, rat	1	



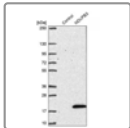
## Anti-NDUFB11 antibody produced in rabbit

**Synonym(s):** Anti-ESSS, Anti-NADH dehydrogenase (ubiquinone) 1  $\beta$  subcomplex, 11, Anti-NP17.3, Anti-Np15

All

Photos (3)

Product No.	Clonality	Application	Species Reactivity	Citations	SDS
<a href="#">HPA030367</a>	polyclonal	IF, IHC	human		



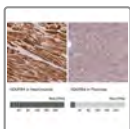
## Anti-NDUFB3 antibody produced in rabbit

**Synonym(s):** Anti-B12, Anti-CYPA, Anti-NADH dehydrogenase (ubiquinone) 1  $\beta$  subcomplex, 3

All

Photos (2)

Product No.	Clonality	Application	Species Reactivity	Citations	SDS
<a href="#">HPA034596</a>	polyclonal	IHC	human		



## Anti-NDUFB4 antibody produced in rabbit

**Synonym(s):** Anti-B15

All Photos (5)


Product No.	Clonality	Application	Species Reactivity	Citations	SDS
<a href="#">HPA051739</a>	polyclonal	IF, IHC	human		

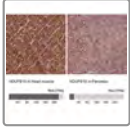


## Anti-NDUFB5 antibody produced in rabbit

**Synonym(s):** Anti-CI-SGDH antibody produced in rabbit, Anti-Complex I-SGDH antibody produced in rabbit, Anti-NADH dehydrogenase (ubiquinone) 1 $\beta$ -subcomplex subunit 5, mitochondrial precursor


**All** antibody produced in rabbit, Anti-NADH-ubiquinone oxidoreductase SGDH subunit antibody produced  
**Photos** (6) in rabbit


Product No.	Clonality	Application	Species Reactivity	Citations	SDS
<b>HPA005640</b>	polyclonal	IF, IHC	human	5	



### Anti-NDUFB10 antibody produced in rabbit



**All Photos** (3)

Product No.	Clonality	Application	Species Reactivity	Citations	SDS
<b>HPA073189</b>	polyclonal	IHC	human		



### Anti-NDUFB8 Antibody, clone 1E7 ZooMAb<sup>®</sup> Rabbit Monoclonal


**All**  
**Photos** (11)

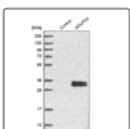
Product No.	Clonality	Application	Species Reactivity	Citations	SDS
<b>ZRB2138</b>	1E7, recombinant monoclonal	ICC, IHC, WB, affinity binding assay	human, rat		 



### Anti-NDUFC1 antibody produced in rabbit

**All Photos** (3)


Product No.	Clonality	Application	Species Reactivity	Citations	SDS
<b>HPA062427</b>	polyclonal	IF, IHC	human		




### Anti-NDUFS3 antibody produced in rabbit

**Synonym(s):** Anti-PTEN-like phosphatase antibody produced in rabbit, Anti-Phosphoinositide lipid phosphatase antibody produced in rabbit, Anti-Protein-tyrosine phosphatase mitochondrial 1, mitochondrial precursor antibody produced in rabbit

**All**  
**Photos** (4)


Product No.	Clonality	Application	Species Reactivity	Citations	SDS
<b>HPA004484</b>	polyclonal	IF, IHC	human	2	

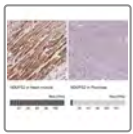


### Anti-NDUFS4 antibody produced in rabbit

**Synonym(s):** Anti-CI-18 kDa antibody produced in rabbit, Anti-CI-AQDQ antibody produced in rabbit, Anti-Complex I-18 kDa antibody produced in rabbit, Anti-Complex I-AQDQ antibody produced in rabbit, Anti-NADH dehydrogenase [ubiquinone] iron-sulfur protein 4, mitochondrial precursor antibody produced in rabbit, Anti-NADH-ubiquinone oxidoreductase 18 kDa subunit antibody produced in rabbit

**All Photos** (7)



Product No.	Clonality	Application	Species Reactivity	Citations	SDS
<b>HPA003884</b>	polyclonal	IF, IHC	rat, human, mouse	3	



### Anti-NDUFS2 antibody produced in rabbit

**Synonym(s):** Anti-CI-49, Anti-NADH dehydrogenase (ubiquinone) Fe-S protein 2, 49kDa (NADH-coenzyme Q reductase)




**All Photos** (9)

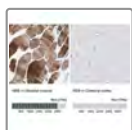
Product No.	Clonality	Application	Species Reactivity	Citations	SDS
<b>HPA061953</b>	polyclonal	IHC	human		
<b>HPA055140</b>	polyclonal	IF, IHC	human		



## All **Anti-NDUFV3 antibody produced in rabbit**

**Photos** (17) **Synonym(s):** Anti-CI-9kD, Anti-Complex I-9kD, Anti-NADH dehydrogenase, Anti-NADH-ubiquinone oxidoreductase 9 kDa subunit, Anti-Renal carcinoma antigen NY-REN-4, Anti-NADH dehydrogenase (ubiquinone) flavoprotein 3


Product No.	Clonality	Application	Species Reactivity	Citations	SDS
<b>HPA019791</b>	polyclonal	IHC	human	2	
<b>HPA030427</b>	polyclonal	IF, IHC	human		
<b>HPA020463</b>	polyclonal	IF, IHC	human	2	

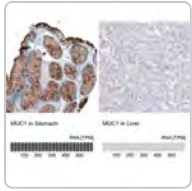


## **Anti-NEB antibody produced in rabbit**

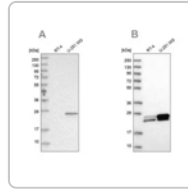
**Synonym(s):** Anti-Nebulin

**All Photos** (5)

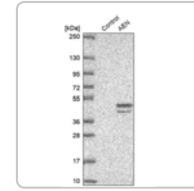
Product No.	Clonality	Application	Species Reactivity	Citations	SDS
<b>HPA016601</b>	polyclonal	IHC	human		



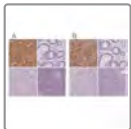
Sigma-Aldrich  
**AMAB91533**  
 Monoclonal  
 Anti-MUC1...



Sigma-Aldrich  
**HPA028118**  
 Anti-GUK1



Sigma-Aldrich  
**HPA0485**  
 Anti-AEN  
 antibody.

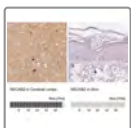


### Anti-NECAB1 antibody produced in rabbit

**Synonym(s):** Anti-EFCBP1, Anti-EF-hand calcium-binding protein 1, Anti-N-terminal EF-hand calcium-binding protein 1, Anti-Neuronal calcium-binding protein 1

**All**  
**Photos** (44)

Product No.	Clonality	Application	Species Reactivity	Citations	SDS
<b>HPA031262</b>	polyclonal	IHC, WB	human	1	
<b>HPA023629</b>	polyclonal	IHC	human	3	
<b>HPA023252</b>	polyclonal	IF, IHC	human, mouse	3	
<b>HPA025963</b>	polyclonal	IF, IHC	human		




### Anti-NECAB2 antibody produced in rabbit

**Synonym(s):** Anti-EF-hand calcium-binding protein 2, Anti-EFCBP2 antibody produced in rabbit, Anti-N-terminal EF-hand calcium-binding protein 2, Anti-Neuronal calcium-binding protein 2, Anti-Stip-2, Anti-Synaptotagmin-interacting protein 2

**All**  
**Photos** (19)


Product No.	Clonality	Application	Species Reactivity	Citations	SDS
<b>HPA014144</b>	polyclonal	IHC	human	2	
<b>HPA013998</b>	polyclonal	IF, IHC	human	4	

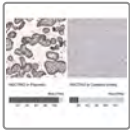


### Anti-NECTIN4 antibody produced in rabbit

**Synonym(s):** LNIR antibody produced in rabbit, PRR4, PVRL4

**All Photos** (6)


Product No.	Clonality	Application	Species Reactivity	Citations	SDS
<b>HPA010775</b>	polyclonal	IF, IHC	human	9	




### Anti-NECTIN2 antibody produced in rabbit

**Synonym(s):** CD112, HVEB, PRR2, PVRL2, PVRR2

[All Photos](#) (5)



Product No.	Clonality	Application	Species Reactivity	Citations	SDS
<b>HPA012759</b>	polyclonal	IHC	human	6	




### Anti-Nectin-2/CD112 Antibody, clone 2H6 ZooMAb<sup>®</sup> Rabbit Monoclonal

**Synonym(s):** CD112, Herpes virus entry mediator B, Herpesvirus entry mediator B, HveB, Nectin cell adhesion molecule 2, Poliovirus receptor-related protein 2

[All Photos](#) (12)


Product No.	Description	SDS
<b>ZRB1029</b>	recombinant, expressed in HEK 293 cells	 



### Anti-NEDD1 antibody produced in rabbit

**Synonym(s):** Anti-GCP-WD, Anti-Neural precursor cell expressed, developmentally down-regulated 1, Anti-TUBGCP7



[All Photos](#) (5)

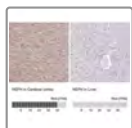
Product No.	Clonality	Application	Species Reactivity	Citations	SDS
<b>HPA038591</b>	polyclonal	IHC	human	7	



### Anti-NEDD4 Antibody, clone 1D20 ZooMAb<sup>®</sup> Rabbit Monoclonal

[All Photos](#) (11)

Product No.	Clonality	Application	Species Reactivity	Citations	SDS
<b>ZRB1695</b>	1D20, recombinant monoclonal	IHC (p), WB, affinity binding assay	human, rat		 



## Anti-NEFH antibody produced in rabbit

[All Photos](#) (6)

Product No.	Clonality	Application	Species Reactivity	Citations	SDS
<a href="#">HPA061615</a>	polyclonal	IHC	human		

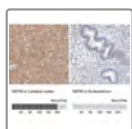


## Anti-NEFL antibody produced in rabbit

**Synonym(s):** Anti-68 kDa neurofilament protein, Anti-INA, Anti-NF-L, Anti-Neurofilament light polypeptide, Anti-Neurofilament triplet L protein

[All Photos](#) (6)

Product No.	Clonality	Application	Species Reactivity	Citations	SDS
<a href="#">HPA014850</a>	polyclonal	IHC	human		

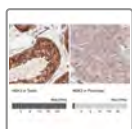


## Anti-NEFM antibody produced in rabbit

**Synonym(s):** Anti-160 kDa neurofilament protein, Anti-NEF3 antibody produced in rabbit, Anti-NF-M, Anti-Neurofilament 3, Anti-Neurofilament medium polypeptide, Anti-Neurofilament triplet M protein

[All Photos](#) (18)

Product No.	Clonality	Application	Species Reactivity	Citations	SDS
<a href="#">HPA022845</a>	polyclonal	IF, IHC	human	5	
<a href="#">HPA023138</a>	polyclonal	IF, IHC	human, mouse	2	



## Anti-NEK3 antibody produced in rabbit

**Synonym(s):** Anti-HSPK36, Anti-MGC29949, Anti-NIMA (never in mitosis gene a)-related kinase 3

[All Photos](#) (5)



Product No.	Clonality	Application	Species Reactivity	Citations	SDS
<a href="#">HPA043230</a>	polyclonal	IF, IHC	human		

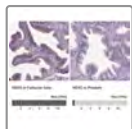


## Anti-NEK1 antibody produced in rabbit

**Synonym(s):** Anti-KIAA1901, Anti-NIMA (never in mitosis gene a)-related kinase 1, Anti-NY-REN-55

**All Photos** (13)



Product No.	Clonality	Application	Species Reactivity	Citations	SDS
<b>HPA020873</b>	polyclonal	IHC	human	5	
<b>HPA040413</b>	polyclonal	IF, IHC	human	1	



**Anti-NEK5 antibody produced in rabbit**

**Synonym(s):** Anti-NIMA (never in mitosis gene a)-related kinase 5



**All Photos** (6)

Product No.	Clonality	Application	Species Reactivity	Citations	SDS
<b>HPA041399</b>	polyclonal	IHC	human	1	
<b>HPA035565</b>	polyclonal	IHC	human		



**Anti-NEK7 Antibody, clone 1C10 ZooMAb<sup>®</sup> Rabbit Monoclonal**

**All Photos** (6)


Product No.	Clonality	Application	Species Reactivity	Citations	SDS
<b>ZRB2226</b>	1C10, recombinant monoclonal	ICC, IHC, WB	human		 




**Anti-NELFA antibody produced in rabbit**

**Synonym(s):** Anti-NELF-A, Anti-WHSC2

**All Photos** (5)

Product No.	Clonality	Application	Species Reactivity	Citations	SDS
<b>HPA039858</b>	polyclonal	IF, IHC	human		



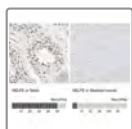
## Anti-NELFB antibody produced in rabbit

**Synonym(s):** Anti-COBRA1, Anti-Cofactor of BRCA1, Anti-NELF-B, Anti-Negative elongation factor B

[All](#)

[Photos \(8\)](#)

Product No.	Clonality	Application	Species Reactivity	Citations	SDS
<a href="#">HPA020259</a>	polyclonal	IF, IHC	human, rat, mouse	2	




## Anti-NELFE antibody produced in rabbit

**Synonym(s):** Anti-AL844853.23, Anti-NELF-E, Anti-Negative elongation factor E, Anti-RDBP, Anti-RNA-binding protein RD

[All](#)

[Photos \(9\)](#)


Product No.	Clonality	Application	Species Reactivity	Citations	SDS
<a href="#">HPA007187</a>	polyclonal	IHC	human	6	
<a href="#">HPA046502</a>	polyclonal	IF	human		



## Anti-NEO1 antibody produced in rabbit

[All Photos \(6\)](#)

Product No.	Clonality	Application	Species Reactivity	Citations	SDS
<a href="#">HPA027806</a>	polyclonal	IF, IHC	human	1	



## Anti-Nephrin Antibody, clone 1D16 ZooMAb<sup>®</sup> Rabbit Monoclonal

**Synonym(s):** Anti-p-PKC $\beta$  (Ser660) Antibody, clone 2C11 ZooMAb<sup>®</sup> Rabbit Monoclonal

[All](#)

[Photos \(7\)](#)




Product No.	Clonality	Application	Species Reactivity	Citations	SDS
<a href="#">ZRB2690</a>	1D16, recombinant monoclonal	ICC, IHC, WB, affinity binding assay	human		




## Anti-Nephrilysin/CD10 Antibody, clone 1C22 ZooMAb<sup>®</sup> Rabbit Monoclonal

All

Photos (7)


Product No.	Clonality	Application	Species Reactivity	Citations	SDS
<b>ZRB2696</b>	recombinant monoclonal	FACS, ICC, IHC, WB, affinity binding assay	mouse, rat, human	  	



## Anti-Nerve Growth Factor Receptor (NGFR p75) antibody produced in rabbit

All

Photos (3)



Product No.	Clonality	Application	Species Reactivity	Citations	SDS
<b>N3908</b>	polyclonal	ARR, IF, IHC (f), WB	rat	21	

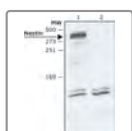


## Anti-NES antibody produced in rabbit

**Synonym(s):** Anti-Nestin

All Photos (19)


Product No.	Clonality	Application	Species Reactivity	Citations	SDS
<b>HPA007007</b>	polyclonal	IHC	human	2	
<b>HPA026111</b>	polyclonal	IF, IHC	human	6	



## Anti-Nestin (C-terminal) antibody produced in rabbit

**Synonym(s):** Anti-NES

All Photos (5)

Product No.	Clonality	Application	Species Reactivity	Citations	SDS
<b>SAB4200394</b>	polyclonal	IF, WB	mouse, rat	11	






## Anti-Nestin Antibody, clone 10C2 ZooMAb<sup>®</sup> Mouse Monoclonal

**Synonym(s):** NES

[All](#)

[Photos](#) (13)



Product No.	Clonality	Application	Species Reactivity	Citations	SDS
<b>ZMS1022</b>	10C2, recombinant monoclonal monoclonal	ICC, IHC (p), WB	human	 	

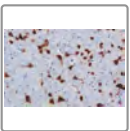


## Anti-Nestin Antibody, clone 8B8, ZooMAb<sup>®</sup> Rabbit Monoclonal

[All](#)

[Photos](#) (11)



Product No.	Clonality	Application	Species Reactivity	Citations	SDS
<b>ZRB69</b>	8B8, monoclonal recombinant monoclonal	ICC, IHC, WB	human	 	



## Anti-NeuN Antibody, clone 13E6, ZooMAb<sup>®</sup> Rabbit Monoclonal

[All](#)

[Photos](#) (22)

Product No.	Clonality	Application	Species Reactivity	Citations	SDS
<b>ZRB377</b>	13E6, monoclonal recombinant monoclonal	ICC, IF, IHC (p), WB	rat, mouse, human	1	 





## Anti-NeuN Antibody, clone A60 ZooMAb<sup>®</sup> Mouse Monoclonal

**Synonym(s):** Fox-1 homolog C, Fox-3, Hexaribonucleotide-binding protein 3, NeuN antigen, Neuronal nuclei antigen, RNA binding protein fox-1 homolog 3

[All](#)

[Photos](#) (13)





Product No.	Clonality	Application	Species Reactivity	Citations	SDS
<b>ZMS377</b>	A60, recombinant monoclonal monoclonal	ICC, IHC (p), WB	porcine, rat, mouse, ferret	 	



## Anti-Neurexin-1 Antibody, clone 1J12 ZooMAb<sup>®</sup> Rabbit Monoclonal




**All**  
**Photos** (7)

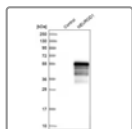
Product No.	Clonality	Application	Species Reactivity	Citations	SDS
<b>ZRB2215</b>	1J12, recombinant monoclonal	ICC, IHC, WB	mouse, human	 	

**All**

**Photos** (9)

## Anti-Neurexin-1- $\beta$ Antibody, clone 1F14 ZooMAb<sup>®</sup> Rabbit Monoclonal


Product No.	Clonality	Application	Species Reactivity	Citations	SDS
<b>ZRB2604</b>	recombinant monoclonal	ICC, IF, IHC, WB, affinity binding assay	human, mouse, rat	  	

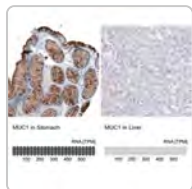


### Anti-NEUROD1 antibody produced in rabbit

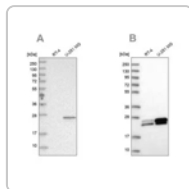
**Synonym(s):** Anti-NeuroD, Anti-NeuroD1, Anti-Neurogenic differentiation factor 1

**All Photos** (4)

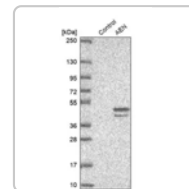
Product No.	Clonality	Application	Species Reactivity	Citations	SDS
<b>HPA003278</b>	polyclonal	IHC	human	2	



Sigma-Aldrich  
**AMAB91533**  
 Monoclonal  
 Anti-MUC1...



Sigma-Aldrich  
**HPA028118**  
 Anti-GUK1



Sigma-Aldrich  
**HPA0485**  
 Anti-AEN  
 antibody.





### Anti-Neurofilament H Antibody, clone 2N19

**ZooMAb<sup>®</sup> Rabbit Monoclonal**

**Synonym(s):** 200 kDa neurofilament protein, NF-H, Neurofilament heavy polypeptide, Neurofilament triplet H protein

**All**  
**Photos** (10)

Product No.	Clonality	Application	Species Reactivity	Citations	SDS
<b>ZRB1410</b>	recombinant monoclonal	ICC, IHC, WB	mouse, human, rat	 	





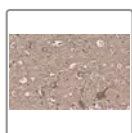
### Anti-Neurofilament H Antibody, clone 5L10,

**ZooMAb<sup>®</sup> Rabbit Monoclonal**

**Synonym(s):** 200 kDa neurofilament protein, NF-H, Neurofilament heavy polypeptide, Neurofilament triplet H protein

**All**  
**Photos** (14)



Product No.	Clonality	Application	Species Reactivity	Citations	SDS
<b>ZRB1347</b>	5L10, monoclonal recombinant monoclonal	ICC, IHC, WB	rat, human	 	



### Anti-Neurofilament L Antibody, clone 1E13 ZooMAb<sup>®</sup> Rabbit Monoclonal

**Synonym(s):** 68 kDa neurofilament protein, NF-L, Neurofilament light polypeptide, Neurofilament triplet L protein

**All**  
**Photos** (11)

Product No.	Clonality	Application	Species Reactivity	Citations	SDS
<b>ZRB1445</b>	1E13, monoclonal	ICC, IHC (p), WB,	human	 	



Product No.	Clonality	Application	Species Reactivity	Citations	SDS
	recombinant	affinity			
	monoclonal	binding assay			



### Anti-Neurofilament M Antibody, clone 1B23 ZooMAb<sup>®</sup> Rabbit Monoclonal

**Synonym(s):** 160 kDa neurofilament protein, NF-M, Neurofilament 3, Neurofilament medium polypeptide, Neurofilament triplet M protein

[All Photos](#) (10)



Product No.	Clonality	Application	Species Reactivity	Citations	SDS
<b>ZRB1411</b>	recombinant monoclonal	ICC, IHC, WB	rat, mouse, human	 	

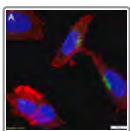


### Anti-Neurogranin Antibody, clone 1D4 , ZooMAb<sup>®</sup> Rabbit Monoclonal

**Synonym(s):** Ng, RC3



[All Photos](#) (13)

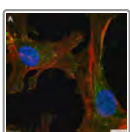
Product No.	Clonality	Application	Species Reactivity	Citations	SDS
<b>ZRB1228</b>	1D4, recombinant monoclonal	IF, IHC (p), WB	human, rat, mouse	 	



### Anti-Neuropeptide Y Antibody, clone 2B5 ZooMAb<sup>®</sup> Rabbit Monoclonal



[All Photos](#) (10)

Product No.	Clonality	Application	Species Reactivity	Citations	SDS
<b>ZRB1401</b>	2B5, recombinant monoclonal	ICC, IHC, affinity binding assay	human	 	



### Anti-Neuropilin-1 Antibody, clone 1H21 ZooMAb<sup>®</sup> Rabbit Monoclonal




[All Photos](#) (9)

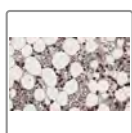
Product No.	Clonality	Application	Species Reactivity	Citations	SDS
<b>ZRB1925</b>	1H21, recombinant monoclonal	FACS, ICC, WB, affinity binding assay	human	 	



### Anti-Neuropilin-2 Antibody, clone 1D15 ZooMAb<sup>®</sup> Rabbit Monoclonal



**All  
Photos** (7)

Product No.	Clonality	Application	Species Reactivity	Citations	SDS
<b>ZRB2044</b>	recombinant monoclonal	ICC, IHC, WB, affinity binding assay	human, mouse	  	



### Anti-Neutrophil Elastase Antibody, clone 1B2 ZooMAb<sup>®</sup> Rabbit Monoclonal

**All  
Photos** (13)


Product No.	Clonality	Application	Species Reactivity	Citations	SDS
<b>ZRB1927</b>	1B2, recombinant monoclonal	FACS, ICC, IHC, WB, affinity binding assay	human	 	



### Anti-NF2 antibody produced in rabbit

**Synonym(s):** Anti-Merlin antibody produced in rabbit, Anti-Moesin-ezrin-radixin-like protein antibody produced in rabbit, Anti-Neurofibromin-2 antibody produced in rabbit, Anti-Schwannomerlin antibody produced in rabbit, Anti-Schwannomin antibody produced in rabbit



**All  
Photos** (7)

Product No.	Clonality	Application	Species Reactivity	Citations	SDS
<b>HPA003097</b>	polyclonal	IF, IHC	mouse, rat, human	21	



## Anti-NF-kB p50/105 Antibody, clone 1N19, ZooMAb<sup>®</sup> Rabbit Monoclonal



[All Photos](#) (16)

Product No.	Clonality	Application	Species Reactivity	Citations	SDS
<b>ZRB2082</b>	1N19, monoclonal recombinant monoclonal	ICC, IHC (p), WB	mouse, human	2	 



## Anti-NF-kB p65 subunit Antibody, clone 1D8 ZooMAb<sup>®</sup> Rabbit Monoclonal

[All Photos](#) (10)


Product No.	Clonality	Application	Species Reactivity	Citations	SDS
<b>ZRB1498</b>	1D8, recombinant monoclonal	IHC (p), WB, affinity binding assay	human, mouse		 

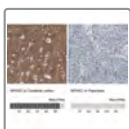


## Anti-NFAM1 antibody produced in rabbit

**Synonym(s):** Anti-CNAIP, Anti-NFAT activating protein with ITAM motif 1

[All Photos](#) (6)


Product No.	Clonality	Application	Species Reactivity	Citations	SDS
<b>HPA031812</b>	polyclonal	IHC	human	8	




## Anti-NFASC antibody produced in rabbit

**Synonym(s):** Anti-Neurofascin precursor

[All Photos](#) (3)



Product No.	Clonality	Application	Species Reactivity	Citations	SDS
<b>HPA008832</b>	polyclonal	IHC	human	4	



## Anti-NFAT1 Antibody, clone 1D19 ZooMAb<sup>®</sup> Rabbit Monoclonal

All

Photos (13)

Product No.	Clonality	Application	Species Reactivity	Citations	SDS
<b>ZRB1942</b>	1D19, recombinant monoclonal	ICC, IHC, WB, affinity binding assay	mouse, human	 	





## Anti-NFATC2 antibody produced in rabbit

**Synonym(s):** Anti-NF-ATp, Anti-NFAT pre-existing subunit, Anti-Nuclear factor of activated T-cells, cytoplasmic 2, Anti-T-cell transcription factor NFAT1, Anti-NF-ATp antibody produced in rabbit, Anti-NFAT pre-existing subunit antibody produced in rabbit, Anti-Nuclear factor of activated T-cells, cytoplasmic 2 antibody produced in rabbit, Anti-T cell transcription factor NFAT1 antibody produced in rabbit

All

Photos (9)<sub>rabbit</sub>



Product No.	Clonality	Application	Species Reactivity	Citations	SDS
<b>HPA024369</b>	polyclonal	IHC	human	2	
<b>HPA008789</b>	polyclonal	IF, IHC	human	6	

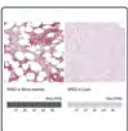


## Anti-NFATc1 Antibody, clone 1O16 ZooMAb<sup>®</sup> Rabbit Monoclonal

All

Photos (8)


Product No.	Clonality	Application	Species Reactivity	Citations	SDS
<b>ZRB2052</b>	1O16, recombinant monoclonal	ELISA, ICC, IHC (p), WB, affinity binding assay	human	 	

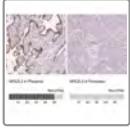


## Anti-NFE2 antibody produced in rabbit

**Synonym(s):** Anti-Leucine zipper protein NF-E2 antibody produced in rabbit, Anti-Nuclear factor, erythroid-derived 2 45 kDa subunit antibody produced in rabbit, Anti-Transcription factor NF-E2 45 kDa subunit antibody produced in rabbit, Anti-p45 NF-E2 antibody produced in rabbit

**All Photos** (6)


Product No.	Clonality	Application	Species Reactivity	Citations	SDS
<b>HPA001914</b>	polyclonal	IHC	human	4	



**Anti-NFE2L3 antibody produced in rabbit**

**Synonym(s):** Anti-Nrf3, Anti-nuclear factor (erythroid-derived 2)-like 3

**All Photos** (6)



Product No.	Clonality	Application	Species Reactivity	Citations	SDS
<b>HPA055889</b>	polyclonal	IF, IHC	human	5	



**Anti-NFIA antibody produced in rabbit**

**Synonym(s):** KIAA1439, NFI-L



**All Photos** (16)

Product No.	Clonality	Application	Species Reactivity	Citations	SDS
<b>HPA008884</b>	polyclonal	IF, IHC	rat, human	13	
<b>HPA006111</b>	polyclonal	IF, IHC	human, rat, mouse	14	



**Anti-NFkB2 (p100/p52) Antibody, clone 5F3 ZooMAb<sup>®</sup> Rabbit Monoclonal**

**All Photos** (14)

Product No.	Clonality	Application	Species Reactivity	Citations	SDS
<b>ZRB1250</b>	5F3, monoclonal recombinant monoclonal	ICC, IHC (p), WB, affinity binding assay	human		 






**Anti-NFKB2 antibody produced in rabbit**

**Synonym(s):** Anti-DNA-binding factor KBF2, Anti-H2TF1, Anti-Lymphocyte translocation chromosome 10, Anti-Lyt10, Anti-Nuclear factor NF-kappa-B p100 subunit, Anti-Oncogene Lyt-10



**All**  
**Photos** (19)


Product No.	Clonality	Application	Species Reactivity	Citations	SDS
<a href="#">HPA023900</a>	polyclonal	IHC	human	3	
<a href="#">HPA008422</a>	polyclonal	IF, IHC	human	3	

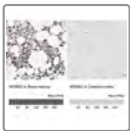


**Anti-NFKB1 antibody produced in rabbit**

**Synonym(s):** Anti-DNA-binding factor KBF1, Anti-EBP-1, Anti-Nuclear factor NF-kappa-B p105 subunit


**All**  
**Photos** (8)

Product No.	Clonality	Application	Species Reactivity	Citations	SDS
<a href="#">HPA027305</a>	polyclonal	IF, IHC	human	4	



**Anti-NFKBIZ antibody produced in rabbit**

**All Photos** (5)



Product No.	Clonality	Application	Species Reactivity	Citations	SDS
<a href="#">HPA010547</a>	polyclonal	IHC	human	4	



**Anti-NFS1 antibody produced in rabbit**

**Synonym(s):** Anti-IscS, Anti-NifS

**All Photos** (12)



Product No.	Clonality	Application	Species Reactivity	Citations	SDS
<a href="#">HPA051801</a>	polyclonal	IF, IHC	human		
<a href="#">HPA054755</a>	polyclonal	IHC	human		

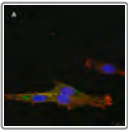


**Anti-NG2 Antibody, clone 132.38 ZooMAb<sup>®</sup> Mouse Monoclonal**

**Synonym(s):** Chondroitin sulfate proteoglycan 4, Chondroitin sulfate proteoglycan NG2, HSN tumor-specific antigen



**All**  
**Photos** (10)

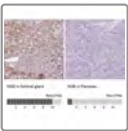
Product No.	Clonality	Application	Species Reactivity	Citations	SDS
<b>ZMS1037</b>	132.38, recombinant monoclonal monoclonal	ICC, IHC (p), WB	rat		 



### Anti-NG2 Antibody, clone 1L2, ZooMAb® Rabbit Monoclonal



**All Photos** (8)

Product No.	Clonality	Application	Species Reactivity	Citations	SDS
<b>ZRB5320</b>	1L2, monoclonal recombinant monoclonal	ICC, IF, WB	mouse, rat	2	 



### Anti-NGB antibody produced in rabbit

**All Photos** (6)

Product No.	Clonality	Application	Species Reactivity	Citations	SDS
<b>HPA042615</b>	polyclonal	IHC	human	1	
<b>HPA058596</b>	polyclonal	IHC	human		


All

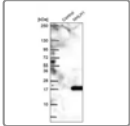
## Anti-NGFR antibody produced in rabbit

Photos

(8)

**Synonym(s):** Anti-CD271 antigen antibody produced in rabbit, Anti-Gp80-LNGFR antibody produced in rabbit, Anti-Low affinity neurotrophin receptor p75NTR antibody produced in rabbit, Anti-Low-affinity nerve growth factor receptor antibody produced in rabbit, Anti-NGF receptor antibody produced in rabbit, Anti-Tumor necrosis factor receptor superfamily member 16 precursor antibody produced in rabbit, Anti-p75 ICD antibody produced in rabbit

Product No.	Clonality	Application	Species Reactivity	Citations	SDS
<a href="#">HPA004765</a>	polyclonal	IF, IHC	human	9	




## Anti-NHLH1 antibody produced in rabbit

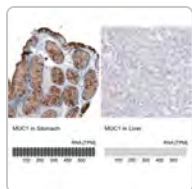
**Synonym(s):** Anti-HEN1, Anti-NSCL, Anti-NSCL1, Anti-bHLHa35, Anti-nescient helix loop helix 1

All

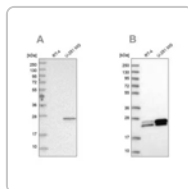
Photos

(2)

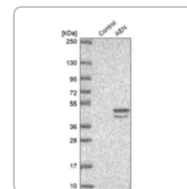
Product No.	Clonality	Application	Species Reactivity	Citations	SDS
<a href="#">HPA017943</a>	polyclonal	IHC (p), WB	human	3	



Sigma-Aldrich  
**AMAB91533**  
 Monoclonal  
 Anti-MUC1...



Sigma-Aldrich  
**HPA028118**  
 Anti-GUK1



Sigma-Aldrich  
**HPA0485**  
 Anti-AEN  
 antibody.




### Anti-NHP2 antibody produced in rabbit

**Synonym(s):** Anti-FLJ20479, Anti-NHP2 ribonucleoprotein homolog (yeast), Anti-NOLA2

[All Photos](#) (14)

Product No.	Clonality	Application	Species Reactivity	Citations	SDS
<b>HPA044171</b>	polyclonal	IHC	mouse, human		
<b>HPA050400</b>	polyclonal	IHC	human		



### Anti-Nicastrin antibody produced in rabbit

[All Photos](#) (5)

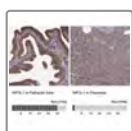
Product No.	Clonality	Application	Species Reactivity	Citations	SDS
<b>N1660</b>	polyclonal	ARR, WB	human, mouse, rat	96	



### Anti-NID2 antibody produced in rabbit

[All Photos](#) (2)




Product No.	Clonality	Application	Species Reactivity	Citations	SDS
<b>HPA058772</b>	polyclonal	IF	human		

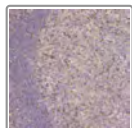


### Anti-NIF3L1 antibody produced in rabbit

**Synonym(s):** Anti-ALS2CR1, Anti-CALS-7, Anti-MDS015, Anti-NIF3 NGG1 interacting factor 3-like 1 (*S. pombe*)

## All Photos (8)


Product No.	Clonality	Application	Species Reactivity	Citations	SDS
<a href="#">HPA061466</a>	polyclonal	IHC	human		
<a href="#">HPA036336</a>	polyclonal	IF, IHC	human		
<a href="#">HPA036335</a>	polyclonal	IHC	human		

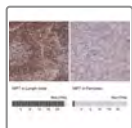


### Anti-NIN antibody produced in rabbit

**Synonym(s):** Anti-ninein (GSK3B interacting protein)

## All Photos (5)


Product No.	Clonality	Application	Species Reactivity	Citations	SDS
<a href="#">HPA005939</a>	polyclonal	IF, IHC	human	6	



### Anti-NIP7 antibody produced in rabbit

**Synonym(s):** Anti-CGI-37, Anti-FLJ10296, Anti-HSPC031, Anti-KD93

## All Photos (4)


Product No.	Clonality	Application	Species Reactivity	Citations	SDS
<a href="#">HPA059850</a>	polyclonal	IHC	human		




### Anti-NKX3-1

**Synonym(s):** BAPX2, NKX3.1, NKX3A

## All Photos (3)




Product No.	Clonality	Application	Species Reactivity	Citations	SDS
<a href="#">HPA078571</a>	polyclonal	IHC	human		



### Anti-NKX2-1 Antibody, clone 1H5-H2 ZooMAb<sup>®</sup> Rabbit Monoclonal

**Synonym(s):** Anti-HIF-2α/EPAS1 Antibody, clone 2L21 ZooMAb<sup>®</sup> Rabbit Monoclonal

## All Photos (7)


Product No.	Clonality	Application	Species Reactivity	Citations	SDS
<b>ZRB2221</b>	1H5-H2, recombinant monoclonal	ICC, IHC, WB, affinity binding assay	human		  

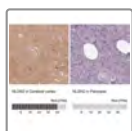


### Anti-NKX2-2 antibody produced in rabbit

**Synonym(s):** Anti-Homeobox protein NK-2 homolog B antibody produced in rabbit, Anti-Homeobox protein Nkx-2.2 antibody produced in rabbit


[All Photos \(5\)](#)

Product No.	Clonality	Application	Species Reactivity	Citations	SDS
<b>HPA003468</b>	polyclonal	IHC	human	8	



### Anti-NLGN2 antibody produced in rabbit

[All Photos \(3\)](#)


Product No.	Clonality	Application	Species Reactivity	Citations	SDS
<b>HPA069278</b>	polyclonal	IHC	human		

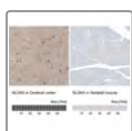


### Anti-NLGN1 antibody produced in rabbit

**Synonym(s):** Anti-Neurologin-1 precursor

[All Photos \(2\)](#)


Product No.	Clonality	Application	Species Reactivity	Citations	SDS
<b>HPA006680</b>	polyclonal	IHC	human	2	

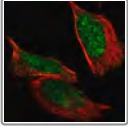


### Anti-NLGN3 antibody produced in rabbit

**Synonym(s):** Anti-Gliotactin homolog antibody produced in rabbit, Anti-Neurologin-3 precursor antibody produced in rabbit

[All Photos \(7\)](#)

Product No.	Clonality	Application	Species Reactivity	Citations	SDS
<b>HPA003183</b>	polyclonal	IHC	human	1	



## Anti-NLK antibody produced in rabbit

**Synonym(s):** Anti-Nemo-like kinase, Anti-Protein LAK1, Anti-Serine/threonine kinase NLK

[All Photos](#) (2)


Product No.	Clonality	Application	Species Reactivity	Citations	SDS
<a href="#">HPA018192</a>	polyclonal	IF, WB	human	2	



## Anti-NLRC3/NOD3 Antibody, clone 2020 ZooMAb<sup>®</sup> Rabbit Monoclonal

[All Photos](#) (13)

Product No.	Clonality	Application	Species Reactivity	Citations	SDS
<a href="#">ZRB1467</a>	2020, recombinant monoclonal	ICC, IHC (p), WB, affinity binding assay	human		



## Anti-NLRP10 antibody produced in rabbit

**Synonym(s):** Anti-Clr11.1, Anti-Nalp10, Anti-Nlr family, pyrin domain containing 10, Anti-Nod8, Anti-Pan5, Anti-Pynod

[All Photos](#) (4)

Product No.	Clonality	Application	Species Reactivity	Citations	SDS
<a href="#">HPA039498</a>	polyclonal	IHC	human		



## Anti-NLRP3 Antibody, clone 4B4 ZooMAb<sup>®</sup> Rabbit Monoclonal

[All Photos](#) (13)



Product No.	Clonality	Application	Species Reactivity	Citations	SDS
<a href="#">ZRB1762</a>	4B4, monoclonal recombinant monoclonal	ICC, IHC (p), WB, affinity	human		

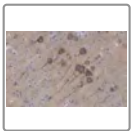
Product No.	Clonality	Application	Species Reactivity	Citations	SDS
		binding assay			



### Anti-NMDAR2A Antibody, clone A12W, ZooMAb<sup>®</sup> Rabbit Monoclonal



[All Photos](#) (8)

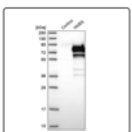
Product No.	Clonality	Application	Species Reactivity	Citations	SDS
<b>ZRB04901</b>	A12W, recombinant monoclonal monoclonal	ICC, IHC (p), WB	mouse, human, rat	 	



### Anti-NMDAR2B Antibody, clone 5C18 ZooMAb<sup>®</sup> Rabbit Monoclonal

[All Photos](#) (11)


Product No.	Clonality	Application	Species Reactivity	Citations	SDS
<b>ZRB1242</b>	5C18, recombinant monoclonal	ICC, IHC (p), WB, affinity binding assay	mouse, rat	 	

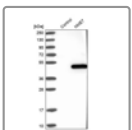


### Anti-NME8 antibody produced in rabbit

**Synonym(s):** Anti-NM23-H8, Anti-Spermatid-specific thioredoxin-2, Anti-Sptrx-2, Anti-TXNDC3, Anti-Thioredoxin domain-containing protein 3

[All Photos](#) (2)


Product No.	Clonality	Application	Species Reactivity	Citations	SDS
<b>HPA019259</b>	polyclonal	IHC	human	4	



### Anti-NME7 antibody produced in rabbit

[All Photos](#) (2)





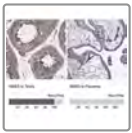
Product No.	Clonality	Application	Species Reactivity	Citations	SDS
<b>HPA038014</b>	polyclonal	IHC	human		



### Anti-NME9 antibody produced in rabbit

[All Photos](#) (14)



Product No.	Clonality	Application	Species Reactivity	Citations	SDS
<b>HPA040000</b>	polyclonal	IHC	human	1	
<b>HPA043881</b>	polyclonal	IHC	human		



### Anti-NME5 antibody produced in rabbit

**Synonym(s):** Anti-Non-Metastatic Cells 5, Protein Expressed In (Nucleoside-Diphosphate Kinase), Anti-RSPH23, Anti-nm23-H5



[All Photos](#) (7)

Product No.	Clonality	Application	Species Reactivity	Citations	SDS
<b>HPA058103</b>	polyclonal	IF, IHC	human		
<b>HPA044555</b>	polyclonal	IHC	human	2	



### Anti-NME1 Antibody, clone 1H15 ZooMAb<sup>®</sup> Rabbit Monoclonal



[All Photos](#) (8)

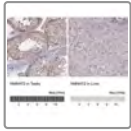
Product No.	Clonality	Application	Species Reactivity	Citations	SDS
<b>ZRB1576</b>	1H15, recombinant monoclonal	IHC (p), WB, affinity binding assay	rat, human		 



### Anti-NMI Antibody, clone 1B2 ZooMAb<sup>®</sup> Rabbit Monoclonal

[All Photos](#) (8)


Product No.	Clonality	Application	Species Reactivity	Citations	SDS
<b>ZRB2241</b>	1B2, recombinant monoclonal	ICC, IF, IHC (p), WB, affinity binding assay	human		 

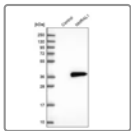


### Anti-NMNAT2

**Synonym(s):** C1orf15, KIAA0479, PNAT2

[All Photos \(3\)](#)


Product No.	Clonality	Application	Species Reactivity	Citations	SDS
<b>HPA061714</b>	polyclonal	IHC	human		

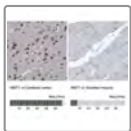


### Anti-NMRAL1 antibody produced in rabbit

**Synonym(s):** Anti-Flj25918, Anti-Hscarg, Anti-Nmra-like family domain containing 1, Anti-Sdr48a1

[All Photos \(3\)](#)



Product No.	Clonality	Application	Species Reactivity	Citations	SDS
<b>HPA041353</b>	polyclonal	IF, IHC	human		




### Anti-NMT1 antibody produced in rabbit

**Synonym(s):** Anti-Glycylpeptide N-tetradecanoyltransferase 1, Anti-Myristoyl-CoA:protein N-myristoyltransferase 1, Anti-NMT 1, Anti-Peptide N-myristoyltransferase 1, Anti-Type I N-myristoyltransferase

[All Photos \(14\)](#)


Product No.	Clonality	Application	Species Reactivity	Citations	SDS
<b>HPA022949</b>	polyclonal	IF, IHC	human	5	
<b>HPA022963</b>	polyclonal	IHC	mouse, rat, human	5	




### Anti-NMT2 antibody produced in rabbit


**Synonym(s):** Anti-Glycylpeptide N-tetradecanoyltransferase 2 antibody produced in rabbit, Anti-Myristoyl-CoA:protein N-myristoyltransferase 2 antibody produced in rabbit, Anti-NMT 2 antibody produced in rabbit, Anti-Peptide N-myristoyltransferase 2 antibody produced in rabbit, Anti-Type II N-myristoyltransferase antibody produced in rabbit

[All Photos \(6\)](#)

Product No.	Clonality	Application	Species Reactivity	Citations	SDS
<b>HPA001303</b>	polyclonal	IF, IHC	human	2	

## All Photos (6) **Anti-NNMT antibody produced in rabbit**


Product No.	Clonality	Application	Species Reactivity	Citations	SDS
<b>HPA059180</b>	polyclonal	IF, IHC	human	4	

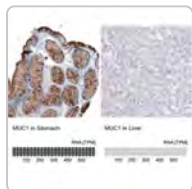


### **Anti-NNT antibody produced in rabbit**

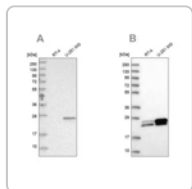
**Synonym(s):** Anti-NAD(P) transhydrogenase, mitochondrial precursor antibody produced in rabbit, Anti-Nicotinamide nucleotide transhydrogenase antibody produced in rabbit, Anti-Pyridine nucleotide transhydrogenase antibody produced in rabbit

## All Photos (6)

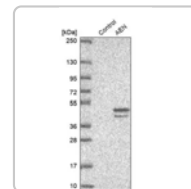
Product No.	Clonality	Application	Species Reactivity	Citations	SDS
<b>HPA004829</b>	polyclonal	IHC	human	10	



Sigma-Aldrich  
**AMAB91533**  
Monoclonal  
Anti-MUC1...



Sigma-Aldrich  
**HPA028118**  
Anti-GUK1



Sigma-Aldric  
**HPA0485**  
Anti-AEN  
antibody.




## **Anti-NOA1 antibody produced in rabbit**



[Photos](#) (5)

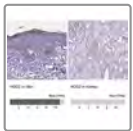
Product No.	Clonality	Application	Species Reactivity	Citations	SDS
<a href="#">HPA035839</a>	polyclonal	IHC	human		
<a href="#">HPA035838</a>	polyclonal	IF, IHC	human		



### Anti-NOC2L antibody produced in rabbit

[All Photos](#) (3)

Product No.	Clonality	Application	Species Reactivity	Citations	SDS
<a href="#">HPA044258</a>	polyclonal	IF, IHC	human	1	



### Anti-NOD2 antibody produced in rabbit

**Synonym(s):** Anti-BLAU, Anti-CARD15, Anti-CD, Anti-CLR16.3, Anti-IBD1, Anti-PSORAS1

[All Photos](#) (5)

Product No.	Clonality	Application	Species Reactivity	Citations	SDS
<a href="#">HPA041985</a>	polyclonal	IHC	human	1	



### Anti-NOL4L antibody produced in rabbit



[All Photos](#) (16)

Product No.	Clonality	Application	Species Reactivity	Citations	SDS
<a href="#">HPA041768</a>	polyclonal	IF, IHC	human		
<a href="#">HPA043600</a>	polyclonal	IF, IHC	human		



### Anti-NONO antibody produced in rabbit

[All Photos](#) (15)



Product No.	Clonality	Application	Species Reactivity	Citations	SDS
<a href="#">HPA054559</a>	polyclonal	IF, IHC	human		
<a href="#">HPA054094</a>	polyclonal	IF, IHC	human		




### Anti-NOP16 antibody produced in rabbit

**Synonym(s):** Anti-HSPC111, Anti-HSPC185, Anti-LOC51491, Anti-NOP16 nucleolar protein homolog (yeast)

[All Photos](#) (6)


Product No.	Clonality	Application	Species Reactivity	Citations	SDS
<a href="#">HPA058147</a>	polyclonal	IF, WB	human		
<a href="#">HPA036506</a>	polyclonal	IF, IHC	human, mouse, rat		

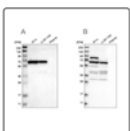


### Anti-NOP14 antibody produced in rabbit

**Synonym(s):** Anti-C4orf9, Anti-NOL14, Anti-NOP14 nucleolar protein homolog (yeast), Anti-RES4-25, Anti-UTP2

[All Photos](#) (4)



Product No.	Clonality	Application	Species Reactivity	Citations	SDS
<a href="#">HPA039596</a>	polyclonal	IF, IHC	human, mouse, rat	1	




### Anti-NOP58 antibody produced in rabbit

**Synonym(s):** Anti-NOP58, Anti-Nucleolar protein 5, Anti-Nucleolar protein NOP5, Anti-AC064836.1, Anti-NOP5

[All Photos](#) (11)


Product No.	Clonality	Application	Species Reactivity	Citations	SDS
<a href="#">HPA021062</a>	polyclonal	IF, IHC	rat, mouse, human	4	
<a href="#">HPA018472</a>	polyclonal	IF, IHC	mouse, human, rat	4	

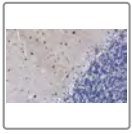


### Anti-NOP56 antibody produced in rabbit

**Synonym(s):** Anti-NOL5A, Anti-NOP56 ribonucleoprotein homolog (yeast), Anti-SCA36



[All Photos](#) (6)


Product No.	Clonality	Application	Species Reactivity	Citations	SDS
<b>HPA049918</b>	polyclonal	IF, IHC	human	5	



### **Anti-NOS1 Antibody, clone 1F14 ZooMAb<sup>®</sup> Rabbit Monoclonal**

**All Photos** (10)



Product No.	Clonality	Application	Species Reactivity	Citations	SDS
<b>ZRB1249</b>	1F14, monoclonal recombinant monoclonal	ICC, IHC (p), WB	human		 



### **Anti-NOSIP antibody produced in rabbit**

**Synonym(s):** Anti-Cgi-25, Anti-Nitric oxide synthase interacting protein



**All Photos** (8)

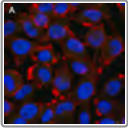
Product No.	Clonality	Application	Species Reactivity	Citations	SDS
<b>HPA062132</b>	polyclonal	IF	human	1	
<b>HPA043464</b>	polyclonal	IF, IHC	human		



### **Anti-Notch 3 Antibody, clone 1G17 ZooMAb<sup>®</sup> Rabbit Monoclonal**



**All Photos** (7)

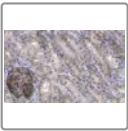
Product No.	Clonality	Application	Species Reactivity	Citations	SDS
<b>ZRB2289</b>	1G17, recombinant monoclonal	ICC, IHC, WB, affinity binding assay	mouse, human		 



## Anti-Notch1 Antibody, clone 1A32 ZooMAb<sup>®</sup> Rabbit Monoclonal



[All Photos](#) (12)

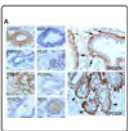
Product No.	Clonality	Application	Species Reactivity	Citations	SDS
<b>ZRB1943</b>	1A32, recombinant monoclonal	ICC, WB, affinity binding assay	human	 	



## Anti-NOTCH2 Antibody, clone 1B14-5 ZooMAb<sup>®</sup> Rabbit Monoclonal

[All Photos](#) (11)


Product No.	Clonality	Application	Species Reactivity	Citations	SDS
<b>ZRB1830</b>	1B14, monoclonal recombinant monoclonal	ICC, IHC (p), WB, affinity binding assay	human, mouse, rat	 	

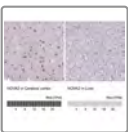


## Anti-NOV antibody produced in rabbit

**Synonym(s):** Anti-Nephroblastoma overexpressed gene protein homolog, Anti-NovH, Anti-Protein NOV homolog

[All Photos](#) (6)


Product No.	Clonality	Application	Species Reactivity	Citations	SDS
<b>HPA019684</b>	polyclonal	IF, IHC	human	2	




## Anti-NOVA2 antibody produced in rabbit

**Synonym(s):** Anti-ANOVA, Anti-NOVA3, Anti-Neuro-Oncological Ventral Antigen 2

[All Photos](#) (5)

Product No.	Clonality	Application	Species Reactivity	Citations	SDS
<b>HPA045607</b>	polyclonal	IHC	human	2	






## Anti-NOVA1 antibody produced in rabbit

**Synonym(s):** Anti-Neuro-oncological ventral antigen 1 antibody produced in rabbit, Anti-Onconeural ventral antigen 1 antibody produced in rabbit, Anti-Paraneoplastic Ri antigen antibody produced in rabbit, Anti-RNA-binding protein Nova-1 antibody produced in rabbit, Anti-Ventral neuron-specific protein 1 antibody produced in rabbit

[All Photos](#) (3)

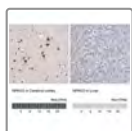
Product No.	Clonality	Application	Species Reactivity	Citations	SDS
<b>HPA004155</b>	polyclonal	IF, IHC	human	5	



## Anti-NOVA2 Antibody, clone 2J16 ZooMAb® Rabbit Monoclonal

[All Photos](#) (12)

Product No.	Clonality	Application	Species Reactivity	Citations	SDS
<b>ZRB1742</b>	2J16, recombinant monoclonal	ICC, IHC (p), WB, affinity binding assay	rat, mouse, human		



## Anti-NPAS3 antibody produced in rabbit

**Synonym(s):** Anti-Basic-helix-loop-helix-PAS protein MOP6 antibody produced in rabbit, Anti-Member of PAS protein 6 antibody produced in rabbit, Anti-Neuronal PAS domain-containing protein 3 antibody produced in rabbit, Anti-Neuronal PAS3 antibody produced in rabbit

[All Photos](#) (4)

Product No.	Clonality	Application	Species Reactivity	Citations	SDS
<b>HPA002892</b>	polyclonal	IF, IHC	human	3	



## Anti-NPAS2 antibody produced in rabbit

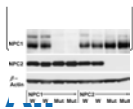
**Synonym(s):** Anti-MOP4, Anti-PASD4, Anti-bHLHe9, Anti-neuronal PAS domain protein 2

[All Photos](#) (6)

Product No.	Clonality	Application	Species Reactivity	Citations	SDS
<b>HPA019674</b>	polyclonal	IF, IHC	mouse, human	3	



## Anti-NPC2 antibody produced in rabbit



**Synonym(s):** Anti-Epididymal secretory protein E1 precursor antibody produced in rabbit, Anti-Niemann-Pick disease type C2 protein antibody produced in rabbit, Anti-hE1 antibody produced in rabbit

[Photos](#) (8)

Product No.	Clonality	Application	Species Reactivity	Citations	SDS
<a href="#">HPA000835</a>	polyclonal	IHC	human, rat, mouse	9	

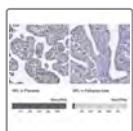


### Anti-NPHS2 antibody produced in rabbit

**Synonym(s):** Anti-PDCN, Anti-SRN1

[All Photos](#) (5)

Product No.	Clonality	Application	Species Reactivity	Citations	SDS
<a href="#">HPA049486</a>	polyclonal	IHC	human	2	



### Anti-NPL antibody produced in rabbit

[All Photos](#) (3)

Product No.	Clonality	Application	Species Reactivity	Citations	SDS
<a href="#">HPA075808</a>	polyclonal	IF, IHC	human		




### Anti-NPLOC4 antibody produced in rabbit

**Synonym(s):** Anti-Nuclear protein localization protein 4 homolog, Anti-Protein NPL4

[All Photos](#) (13)

Product No.	Clonality	Application	Species Reactivity	Citations	SDS
<a href="#">HPA021560</a>	polyclonal	IF, IHC	mouse, rat, human	2	
<a href="#">HPA023295</a>	polyclonal	IF, IHC	human	5	

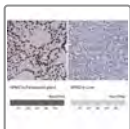


### Anti-NPM3 antibody produced in rabbit

**Synonym(s):** Anti-Nucleophosmin/nucleoplasmin 3

[All Photos](#) (2)


Product No.	Clonality	Application	Species Reactivity	Citations	SDS
<a href="#">HPA036296</a>	polyclonal	IHC	human		

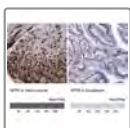


## Anti-NPM2 antibody produced in rabbit

**Synonym(s):** Anti-nucleophosmin/nucleoplasmin 2


[All Photos](#) (4)

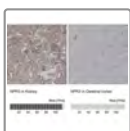
Product No.	Clonality	Application	Species Reactivity	Citations	SDS
<a href="#">HPA041070</a>	polyclonal	IF, IHC	human		



## Anti-NPPA antibody produced in rabbit

[All Photos](#) (3)


Product No.	Clonality	Application	Species Reactivity	Citations	SDS
<a href="#">HPA064007</a>	polyclonal	IF, IHC	human		



## Anti-NPR3 antibody produced in rabbit

**Synonym(s):** Anti-19A, Anti-ANPRC, Anti-CD319, Anti-CRACC, Anti-CS1, Anti-GUCY2B, Anti-NPRC, Anti-natriuretic peptide receptor C/guanylate cyclase C (atriuretic peptide receptor C)

[All Photos](#) (6)


Product No.	Clonality	Application	Species Reactivity	Citations	SDS
<a href="#">HPA031065</a>	polyclonal	IHC, WB	human	7	

All

Photos (3)

### Anti-NPRL2 antibody produced in rabbit

**Synonym(s):** Anti-NPR2, Anti-NPR2L, Anti-NPRL2, Anti-Nitrogen permease regulator-like 2 (*S. cerevisiae*), Anti-TUSC4


Product No.	Clonality	Application	Species Reactivity	Citations	SDS
<b>HPA038197</b>	polyclonal	IF, IHC	human		

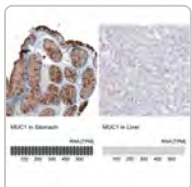


### Anti-NPTII antibody produced in rabbit

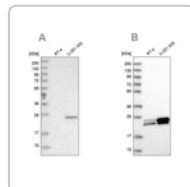
**Synonym(s):** Anti-Neomycin Phosphotransferase II

All Photos (2)

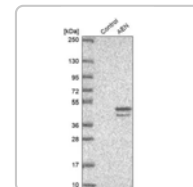
Product No.	Clonality	Application	Species Reactivity	Citations	SDS
<b>N6537</b>	polyclonal	WB	plant	2	



Sigma-Aldrich  
**AMAB91533**  
Monoclonal  
Anti-MUC1...




Sigma-Aldrich  
**HPA028118**  
Anti-GUK1



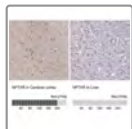
Sigma-Aldrich  
**HPA0485**  
Anti-AEN  
antibody.

Anti-NPTX1



[Photos](#) (4)

Product No.	Clonality	Application	Species Reactivity	Citations	SDS
<b>HPA077062</b>	polyclonal	IHC	human		

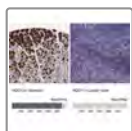


### **ANTI-NPTXR antibody produced in rabbit**

**Synonym(s):** Anti-CBX6, Anti-Chromobox protein homolog 6, Anti-NPTXR

[All Photos](#) (5)

Product No.	Clonality	Application	Species Reactivity	Citations	SDS
<b>HPA001079</b>	polyclonal	IHC	human	3	

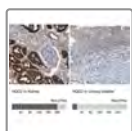


### **Anti-NQO1 antibody produced in rabbit**

**Synonym(s):** Anti-Azoreductase antibody produced in rabbit, Anti-DT-diaphorase antibody produced in rabbit, Anti-DTD antibody produced in rabbit, Anti-Menadione reductase antibody produced in rabbit, Anti-NAD(P)H dehydrogenase [quinone] 1 antibody produced in rabbit, Anti-NAD(P)H:quinone oxidoreductase 1 antibody produced in rabbit, Anti-Phylloquinone reductase antibody produced in rabbit, Anti-QR1 antibody produced in rabbit, Anti-Quinone reductase 1 antibody produced in rabbit

[All Photos](#) (7)

Product No.	Clonality	Application	Species Reactivity	Citations	SDS
<b>HPA007308</b>	polyclonal	IF, IHC	human	21	

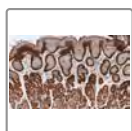


### **Anti-NQO2 antibody produced in rabbit**

**Synonym(s):** Anti-NRH dehydrogenase [quinone] 2, Anti-NRH:quinone oxidoreductase 2, Anti-QR2, Anti-Quinone reductase 2, Anti-Ribosyldihyronicotinamide dehydrogenase



[All Photos](#) (10)


Product No.	Clonality	Application	Species Reactivity	Citations	SDS
<b>HPA021283</b>	polyclonal	IHC	human	3	
<b>HPA021332</b>	polyclonal	IF, IHC	human	3	



### **Anti-NQO1 Antibody, clone 1D12 ZooMAb<sup>®</sup> Rabbit Monoclonal**


[All Photos](#) (12)

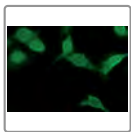
Product No.	Clonality	Application	Species Reactivity	Citations	SDS
<b>ZRB1707</b>	1D12, recombinant monoclonal	ICC, IHC (p), WB	rat, mouse, human	 	



### Anti-NR4A1 antibody produced in rabbit

[All Photos](#) (2)


Product No.	Clonality	Application	Species Reactivity	Citations	SDS
<b>HPA059742</b>	polyclonal	IF	human		



### Anti-NR4A2 antibody produced in rabbit

**Synonym(s):** Anti-HZF-3, Anti-NOT, Anti-NURR1, Anti-RNR1, Anti-TINUR


[All Photos](#) (4)

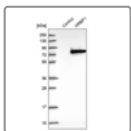
Product No.	Clonality	Application	Species Reactivity	Citations	SDS
<b>N6538</b>	polyclonal	IF, WB	human	12	



### Anti-NRAS (C-terminal) antibody produced in rabbit

[All Photos](#) (3)


Product No.	Clonality	Application	Species Reactivity	Citations	SDS
<b>SAB4200779</b>	polyclonal		human	4	



### Anti-NRBP1 antibody produced in rabbit

**Synonym(s):** Anti-BCON3, Anti-MADM, Anti-MUDPNP, Anti-NRBP, Anti-nuclear receptor binding protein 1


[All Photos](#) (2)


Product No.	Clonality	Application	Species Reactivity	Citations	SDS
<b>HPA029527</b>	polyclonal	IHC	human		



### Anti-NR2C1 antibody produced in rabbit

## All Photos (3)


Product No.	Clonality	Application	Species Reactivity	Citations	SDS
<a href="#">HPA067767</a>	polyclonal	IHC	human		




### Anti-NR3C1 antibody produced in rabbit

**Synonym(s):** Anti-GR antibody produced in rabbit, Anti-Glucocorticoid receptor antibody produced in rabbit

## All Photos (3)


Product No.	Clonality	Application	Species Reactivity	Citations	SDS
<a href="#">HPA004248</a>	polyclonal	IF	human	4	

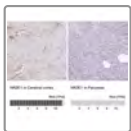


### Anti-NR2C2AP antibody produced in rabbit

**Synonym(s):** Anti-Nuclear Receptor 2C2-Associated Protein, Anti-TRA16

## All Photos (2)


Product No.	Clonality	Application	Species Reactivity	Citations	SDS
<a href="#">HPA042054</a>	polyclonal	IHC	human		




### Anti-NR2E1 antibody produced in rabbit

**Synonym(s):** Anti-TLL, Anti-TLX, Anti-XTLL

## All Photos (3)


Product No.	Clonality	Application	Species Reactivity	Citations	SDS
<a href="#">HPA055642</a>	polyclonal	IHC	human		

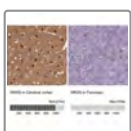


### Anti-NRF1 antibody produced in rabbit

**Synonym(s):** Anti- $\alpha$ -PAL, Anti-EWG, Anti-nuclear respiratory factor 1

## All Photos (5)


Product No.	Clonality	Application	Species Reactivity	Citations	SDS
<a href="#">HPA029329</a>	polyclonal	IF, IHC	human	2	



### Anti-NRGN antibody produced in rabbit

**Synonym(s):** Anti-RC3

## All Photos (5)



Product No.	Clonality	Application	Species Reactivity	Citations	SDS
<a href="#">HPA038171</a>	polyclonal	IHC	human		




### Anti-NRIP2 antibody produced in rabbit

**Synonym(s):** Anti-DKFZP761G1913, Anti-Nuclear receptor interacting protein 2, Anti-Dkfp761g1913

## All Photos (13)


Product No.	Clonality	Application	Species Reactivity	Citations	SDS
<a href="#">HPA039197</a>	polyclonal	IHC	human	3	
<a href="#">HPA039860</a>	polyclonal	IHC	human	3	




### Anti-NRIP3 antibody produced in rabbit

**Synonym(s):** Anti-C11orf14, Anti-Nuclear receptor interacting protein 3

## All Photos (2)


Product No.	Clonality	Application	Species Reactivity	Citations	SDS
<a href="#">HPA040573</a>	polyclonal	IHC	human		




### Anti-NRN1L antibody produced in rabbit

**Synonym(s):** Anti-MRCC2446, Anti-Neuritin 1-Like, Anti-UNQ2446


## All Photos (2)

Product No.	Clonality	Application	Species Reactivity	Citations	SDS
<a href="#">HPA041761</a>	polyclonal	IHC	human		




### Anti-NRP2 antibody produced in rabbit

## All Photos (3)

Product No.	Clonality	Application	Species Reactivity	Citations	SDS
<a href="#">HPA054974</a>	polyclonal	IF	human		





## Anti-NRSN2 antibody produced in rabbit

**Synonym(s):** Anti-Neurensin-2

[All Photos](#) (3)

Product No.	Clonality	Application	Species Reactivity	Citations	SDS
<a href="#">HPA015967</a>	polyclonal	IF, IHC	human	3	



## Anti-NSD2 antibody produced in rabbit

**Synonym(s):** KMT3G, MMSET, WHSC1

[All Photos](#) (4)

Product No.	Clonality	Application	Species Reactivity	Citations	SDS
<a href="#">HPA015801</a>	polyclonal	IF, IHC	human	6	

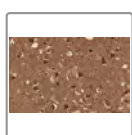


## Anti-NSDHL antibody produced in rabbit

**Synonym(s):** Anti-H105e3 protein antibody produced in rabbit, Anti-Sterol-4 $\alpha$ -carboxylate 3-dehydrogenase, decarboxylating antibody produced in rabbit

[All Photos](#) (17)

Product No.	Clonality	Application	Species Reactivity	Citations	SDS
<a href="#">HPA000248</a>	polyclonal	IF, IHC	human	2	
<a href="#">HPA000571</a>	polyclonal	IF, IHC	rat, human, mouse	1	



## Anti-NSE/Enolase-2 Antibody, clone 2J18-H1

**ZooMAb<sup>®</sup> Rabbit Monoclonal**

[All Photos](#) (8)

Product No.	Clonality	Application	Species Reactivity	Citations	SDS
<a href="#">ZRB1917</a>	2J18-H1, recombinant monoclonal	IHC, WB, affinity binding assay	rat, mouse, human		




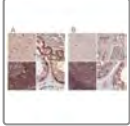
## Anti-NSF antibody produced in rabbit

**All**

**Photos**

**Synonym(s):** Anti-N-Ethylmaleimide sensitive fusion protein antibody produced in rabbit, Anti-NEM-sensitive fusion protein antibody produced in rabbit, Anti-Vesicle-fusing ATPase antibody produced in rabbit, Anti-Vesicular-fusion protein NSF antibody produced in rabbit

Product No.	Clonality	Application	Species Reactivity	Citations	SDS
<b>HPA003154</b>	polyclonal	IF, IHC	human	3	





### Anti-NSFL1C antibody produced in rabbit

**Synonym(s):** Anti-NSFL1 (p97) cofactor (p47), Anti-UBX1, Anti-UBXD10, Anti-UBXN2C, Anti-dJ776F14.1, Anti-p47

**All**

**Photos** (14)

Product No.	Clonality	Application	Species Reactivity	Citations	SDS
<b>HPA047108</b>	polyclonal	IF, IHC	human		
<b>HPA050628</b>	polyclonal	IF, IHC	human		




### Anti-NSL1 antibody produced in rabbit

**Synonym(s):** Anti-C1orf48, Anti-DC8, Anti-DKFZP566O1646, Anti-MIS14, Anti-NSL1, MIND kinetochore complex component, homolog (S. cerevisiae)

**All**

**Photos** (3)


Product No.	Clonality	Application	Species Reactivity	Citations	SDS
<b>HPA045761</b>	polyclonal	IHC	human		

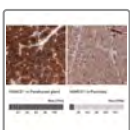


### Anti-NSMAF antibody produced in rabbit

**Synonym(s):** Anti-FAN, Anti-Neutral sphingomyelinase (N-SMase) activation associated factor

**All Photos** (5)


Product No.	Clonality	Application	Species Reactivity	Citations	SDS
<b>HPA023148</b>	polyclonal	IHC	human	2	




### Anti-NSMCE1 antibody produced in rabbit

**Synonym(s):** Anti-NSE1, Anti-Non-SMC Element 1 Homolog (S. Cerevisiae)

**All Photos** (3)

Product No.	Clonality	Application	Species Reactivity	Citations	SDS
<b>HPA041567</b>	polyclonal	IHC	human		

## All Photos (4) **Anti-NSMF antibody produced in rabbit**



Product No.	Clonality	Application	Species Reactivity	Citations	SDS
<b>HPA044316</b>	polyclonal	IF, IHC	human	1	

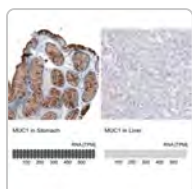


## **Anti-NSRP1 antibody produced in rabbit**

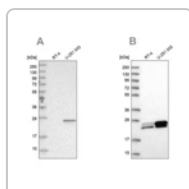
**Synonym(s):** Anti-CCDC55, Anti-DKFZP434K1421, Anti-NSrp70

## All Photos (12)

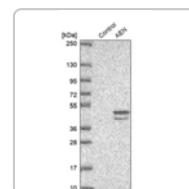
Product No.	Clonality	Application	Species Reactivity	Citations	SDS
<b>HPA015603</b>	polyclonal	IHC	human	1	
<b>HPA015593</b>	polyclonal	IF, IHC	human	3	




Sigma-Aldrich  
**AMAB91533**  
Monoclonal  
Anti-MUC1...



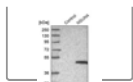
Sigma-Aldrich  
**HPA028118**  
Anti-GUK1



Sigma-Aldric  
**HPA0485**  
Anti-AEN  
antibody.




## **Anti-NSUN4 antibody produced in rabbit**



**Synonym(s):** Anti-MGC22960, Anti-NOP2/Sun domain family, member 4

[All Photos](#) (2)

Product No.	Clonality	Application	Species Reactivity	Citations	SDS
<a href="#">HPA028489</a>	polyclonal	IHC	human		




### Anti-NSUN5 antibody produced in rabbit

**Synonym(s):** Anti-NOL1/NOP2/Sun domain family member 5, Anti-NOL1R, Anti-Putative methyltransferase NSUN5, Anti-Williams-Beuren syndrome chromosomal region 20A protein

[All Photos](#) (4)

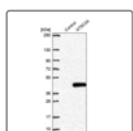
Product No.	Clonality	Application	Species Reactivity	Citations	SDS
<a href="#">HPA020536</a>	polyclonal	IF, IHC	human	2	



### Anti-NSUN2 antibody produced in rabbit

[All Photos](#) (5)

Product No.	Clonality	Application	Species Reactivity	Citations	SDS
<a href="#">HPA037896</a>	polyclonal	IHC, WB	human	2	




### Anti-NT5C3A antibody produced in rabbit

**Synonym(s):** Anti-NT5C3, Anti-P5'N-1, Anti-PN-I, Anti-POMP, Anti-PSN1, Anti-UMPH, Anti-UMPH1, Anti-cN-III, Anti-hUMP1, Anti-p36

[All Photos](#) (4)


Product No.	Clonality	Application	Species Reactivity	Citations	SDS
<a href="#">HPA029058</a>	polyclonal	IHC	human	1	
<a href="#">HPA010630</a>	polyclonal	IHC	human	1	

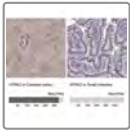


### Anti-NT5M antibody produced in rabbit

**Synonym(s):** Anti-5',3'-Nucleotidase, Mitochondrial, Anti-dNT-2, Anti-dNT2, Anti-mdN


[All Photos](#) (2)

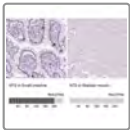
Product No.	Clonality	Application	Species Reactivity	Citations	SDS
<a href="#">HPA043777</a>	polyclonal	IHC	human		



### Anti-NTRK2 antibody produced in rabbit


[All Photos](#) (4)

Product No.	Clonality	Application	Species Reactivity	Citations	SDS
<a href="#">HPA074873</a>	polyclonal	IF, IHC	human		



### Anti-NTS antibody produced in rabbit



[All Photos](#) (5)

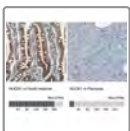
Product No.	Clonality	Application	Species Reactivity	Citations	SDS
<a href="#">HPA026664</a>	polyclonal	IHC	human	1	



### Anti-NUBP1 antibody produced in rabbit

[All Photos](#) (14)


Product No.	Clonality	Application	Species Reactivity	Citations	SDS
<a href="#">HPA041799</a>	polyclonal	IF, IHC	human		
<a href="#">HPA041656</a>	polyclonal	IHC	human	9	




### Anti-NUCB1 antibody produced in rabbit

**Synonym(s):** Anti-CALNUC, Anti-Nucleobindin-1 precursor

[All Photos](#) (7)


Product No.	Clonality	Application	Species Reactivity	Citations	SDS
<a href="#">HPA008176</a>	polyclonal	IF, IHC	human	1	



### Anti-NUCB2 antibody produced in rabbit

**Synonym(s):** Anti-DNA-binding protein NEFA, Anti-Gastric cancer antigen Zg4, Anti-Nucleobindin-2 precursor



**All  
Photos** (7)

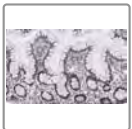
Product No.	Clonality	Application	Species Reactivity	Citations	SDS
<b>HPA008395</b>	polyclonal	IF, IHC	human, rat	3	



**Anti-Nuclei Antibody, clone 3E1.3 ZooMAb<sup>®</sup> Mouse Monoclonal**

**All  
Photos** (19)



Product No.	Clonality	Application	Species Reactivity	Citations	SDS
<b>ZMS1056</b>	3E1.3, recombinant monoclonal	FACS, ICC, IHC (p)	human		 



**Anti-Nucleolin Antibody, clone 5D13 ZooMAb<sup>®</sup> Rabbit Monoclonal**

**Synonym(s):** Protein C23

**All  
Photos** (16)



Product No.	Clonality	Application	Species Reactivity	Citations	SDS
<b>ZRB1415</b>	recombinant monoclonal	ICC, IHC (p), WB	human		 



**Anti-NUDC antibody produced in rabbit**

**Synonym(s):** Anti-nuclear distribution gene C homolog (A. nidulans)

**All Photos** (15)




Product No.	Clonality	Application	Species Reactivity	Citations	SDS
<b>HPA028105</b>	polyclonal	IF, IHC	human	1	
<b>HPA027183</b>	polyclonal	IF, IHC	human, mouse, rat	2	

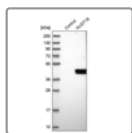


**Anti-NUDCD3 antibody produced in rabbit**

**Synonym(s):** Anti-NudC domain-containing protein 3


**All Photos** (19)


Product No.	Clonality	Application	Species Reactivity	Citations	SDS
<a href="#">HPA019529</a>	polyclonal	IHC	human, rat	2	
<a href="#">HPA019136</a>	polyclonal	IF, IHC, WB	human	5	
<a href="#">HPA019528</a>	polyclonal	IHC	human	2	



### Anti-NUDT18 antibody produced in rabbit

[All Photos](#) (6)


Product No.	Clonality	Application	Species Reactivity	Citations	SDS
<a href="#">HPA028581</a>	polyclonal	IF, IHC	human	1	

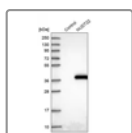


### Anti-NUDT1 antibody produced in rabbit

**Synonym(s):** Anti-7,8-dihydro-8-oxoguanine triphosphatase, Anti-8-oxo-dGTPase, Anti-Nucleoside diphosphate-linked moiety X motif 1, Anti-Nudix motif 1

[All Photos](#) (4)


Product No.	Clonality	Application	Species Reactivity	Citations	SDS
<a href="#">HPA012636</a>	polyclonal	IF, IHC	human	7	



### Anti-NUDT22 antibody produced in rabbit

**Synonym(s):** Anti-Mgc13045, Anti-Nudix (nucleoside diphosphate linked moiety x)-type motif 22

[All Photos](#) (3)


Product No.	Clonality	Application	Species Reactivity	Citations	SDS
<a href="#">HPA039334</a>	polyclonal	IF, IHC	human		



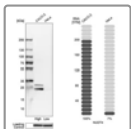
### Anti-NUDT8 antibody produced in rabbit

**Synonym(s):** Anti-Flj41567, Anti-Nudix (nucleoside diphosphate linked moiety x)-type motif 8

[All Photos](#) (3)

Product No.	Clonality	Application	Species Reactivity	Citations	SDS
<a href="#">HPA041466</a>	polyclonal	IHC	human		






## Anti-NUDT4 antibody produced in rabbit

**Synonym(s):** Anti-DIPP-2, Anti-Diadenosine 5',5'''-P1,P6-hexaphosphate hydrolase 2, Anti-Diphosphoinositol polyphosphate phosphohydrolase 2, Anti-NUDT4, Anti-NUDT4P1 antibody produced in rabbit, Anti-Nucleoside diphosphate-linked moiety X motif 4, Anti-Nudix motif 4

[All](#)

[Photos](#) (4)

Product No.	Clonality	Application	Species Reactivity	Citations	SDS
<a href="#">HPA017593</a>	polyclonal	IHC	rat, mouse, human		




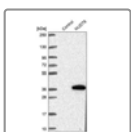
## Anti-NUDT17 antibody produced in rabbit

**Synonym(s):** Anti-FLJ34433, Anti-nudix (nucleoside diphosphate linked moiety X)-type motif 17

[All](#)

[Photos](#) (4)

Product No.	Clonality	Application	Species Reactivity	Citations	SDS
<a href="#">HPA030145</a>	polyclonal	IF, IHC	human		





## Anti-NUDT6 antibody produced in rabbit

**Synonym(s):** Anti-Fgf-as, Anti-Fgf2as, Anti-Gfg, Anti-Gfg-1, Anti-Nudix (nucleoside diphosphate linked moiety x)-type motif 6

[All](#)

[Photos](#) (3)

Product No.	Clonality	Application	Species Reactivity	Citations	SDS
<a href="#">HPA039202</a>	polyclonal	IF, IHC	human		




## Anti-NUDT9 antibody produced in rabbit

**Synonym(s):** Anti-MGC3037, Anti-Nudix (nucleoside diphosphate linked moiety X)-type motif 9

[All](#)



[Photos](#) (2)

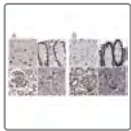
Product No.	Clonality	Application	Species Reactivity	Citations	SDS
<a href="#">HPA036917</a>	polyclonal	IHC	human		



## Anti-NUDT15/MTH2 Antibody, clone 1M22 ZooMAb<sup>®</sup> Rabbit Monoclonal

**All Photos** (11)




Product No.	Clonality	Application	Species Reactivity	Citations	SDS
<b>ZRB2359</b>	1M22, recombinant monoclonal	ICC, IHC, WB, affinity binding assay	human		 

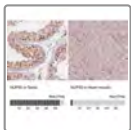


**Anti-NUMA1 antibody produced in rabbit**

**Synonym(s):** Anti-NuMA protein, Anti-Nuclear mitotic apparatus protein 1, Anti-SP-H antigen, Anti-G6b, Anti-NG31, Anti-nuclear mitotic apparatus protein 1

**All Photos** (18)



Product No.	Clonality	Application	Species Reactivity	Citations	SDS
<b>HPA019859</b>	polyclonal	IHC	human	2	
<b>HPA019841</b>	polyclonal	IF, IHC, WB	human	2	
<b>HPA029912</b>	polyclonal	IF, IHC	human		



**Anti-NUP50 antibody produced in rabbit**

**Synonym(s):** Anti-NPAP60L, Anti-nucleoporin 50kDa

**All Photos** (7)


Product No.	Clonality	Application	Species Reactivity	Citations	SDS
<b>HPA048328</b>	polyclonal	IF	human		
<b>HPA047162</b>	polyclonal	IF, IHC	human		





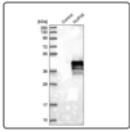
**Anti-NUP43 antibody produced in rabbit**

**Synonym(s):** Anti-DKFZp434J193, Anti-FLJ13287, Anti-bA350J20.1, Anti-nucleoporin, Anti-nucleoporin 43kDa

**All Photos** (20)

Product No.	Clonality	Application	Species Reactivity	Citations	SDS
<b>HPA027126</b>	polyclonal	IHC	human, rat, mouse		



Product No.	Clonality	Application	Species Reactivity	Citations	SDS
<b>HPA027291</b>	polyclonal	IHC	mouse, rat, human		
<b>HPA028500</b>	polyclonal	IHC	human		

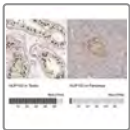


### Anti-NUP35 antibody produced in rabbit

**Synonym(s):** Anti-35 kDa nucleoporin, Anti-MP-44, Anti-Mitotic phosphoprotein 44, Anti-Nuclear pore complex protein Nup53, Anti-Nucleoporin NUP53, Anti-Nucleoporin Nup35

#### All Photos (8)


Product No.	Clonality	Application	Species Reactivity	Citations	SDS
<b>HPA018410</b>	polyclonal	IHC	human	3	
<b>HPA018441</b>	polyclonal	IF, IHC	human	3	



### Anti-NUP153 antibody produced in rabbit



**Synonym(s):** Anti-HNUP153, Anti-nucleoporin 153kDa

#### All Photos (7)

Product No.	Clonality	Application	Species Reactivity	Citations	SDS
<b>HPA027896</b>	polyclonal	IF, IHC	human	3	

## All Anti-NUP35 antibody produced in rabbit

**Photos (8)** **Synonym(s):** Anti-35 kDa nucleoporin, Anti-MP-44, Anti-Mitotic phosphoprotein 44, Anti-Nuclear pore complex protein Nup53, Anti-Nucleoporin NUP53, Anti-Nucleoporin Nup35




Product No.	Clonality	Application	Species Reactivity	Citations	SDS
<b>HPA018410</b>	polyclonal	IHC	human	3	
<b>HPA018441</b>	polyclonal	IF, IHC	human	3	

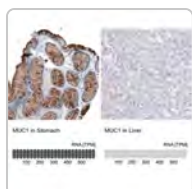


## Anti-NUP43 antibody produced in rabbit

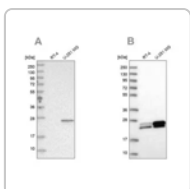
**Synonym(s):** Anti-DKFZp434J193, Anti-FLJ13287, Anti-bA350J20.1, Anti-nucleoporin, Anti-nucleoporin 43kDa

**All Photos (20)**

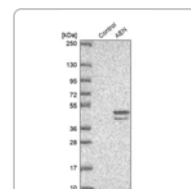
Product No.	Clonality	Application	Species Reactivity	Citations	SDS
<b>HPA027126</b>	polyclonal	IHC	human, rat, mouse		
<b>HPA027291</b>	polyclonal	IHC	mouse, rat, human		
<b>HPA028500</b>	polyclonal	IHC	human		



Sigma-Aldrich  
**AMAB91533**  
Monoclonal  
Anti-MUC1...



Sigma-Aldrich  
**HPA028118**  
Anti-GUK1



Sigma-Aldrich  
**HPA0485**  
Anti-AEN  
antibody.



### Anti-NUP153 antibody produced in rabbit

**Synonym(s):** Anti-HNUP153, Anti-nucleoporin 153kDa

[All Photos](#) (7)

Product No.	Clonality	Application	Species Reactivity	Citations	SDS
<a href="#">HPA027896</a>	polyclonal	IF, IHC	human	3	

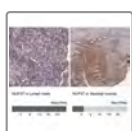


### Anti-NUP50 antibody produced in rabbit

**Synonym(s):** Anti-NPAP60L, Anti-nucleoporin 50kDa

[All Photos](#) (7)

Product No.	Clonality	Application	Species Reactivity	Citations	SDS
<a href="#">HPA048328</a>	polyclonal	IF	human		
<a href="#">HPA047162</a>	polyclonal	IF, IHC	human		



### Anti-NUP37 antibody produced in rabbit

[All Photos](#) (7)

Product No.	Clonality	Application	Species Reactivity	Citations	SDS
<a href="#">HPA056300</a>	polyclonal	IF	human		
<a href="#">HPA073708</a>	polyclonal	IHC	human		



### Anti-NUP210L antibody produced in rabbit



[All Photos](#) (3)

Product No.	Clonality	Application	Species Reactivity	Citations	SDS
<a href="#">HPA064245</a>	polyclonal	IHC	human		



## Anti-Nur77/NR4A1 Antibody, clone 1F2 ZooMAb<sup>®</sup> Rabbit Monoclonal

[All Photos](#) (7)


Product No.	Clonality	Application	Species Reactivity	Citations	SDS
<b>ZRB2001</b>	1F2, recombinant monoclonal	ELISA, IHC, WB, affinity binding assay	human	 	



## Anti-NUSAP1 antibody produced in rabbit

**Synonym(s):** Anti-ANKT, Anti-BM037, Anti-FLJ13421, Anti-LNP, Anti-PRO0310p1, Anti-Q0310, Anti-SAPL, Anti-nucleolar and spindle associated protein 1

[All Photos](#) (6)


Product No.	Clonality	Application	Species Reactivity	Citations	SDS
<b>HPA042904</b>	polyclonal	IF, IHC	human		



## Anti-NUTF2 antibody produced in rabbit

**Synonym(s):** Anti-Ntf2, Anti-Nuclear transport factor 2, Anti-Pp15

[All Photos](#) (4)


Product No.	Clonality	Application	Species Reactivity	Citations	SDS
<b>HPA040956</b>	polyclonal	IF, IHC	human		




## Anti-NUTM1 antibody produced in rabbit

**Synonym(s):** Anti-C15orf55, Anti-Chromosome 15 open reading frame 55, Anti-Dkfpz434o192, Anti-Nut

[All Photos](#) (5)


Product No.	Clonality	Application	Species Reactivity	Citations	SDS
<b>HPA040421</b>	polyclonal	IHC	human	2 	

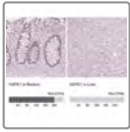


## Anti-NXN antibody produced in rabbit

**Synonym(s):** Anti-Nucleoredoxin

## All Photos (5)


Product No.	Clonality	Application	Species Reactivity	Citations	SDS
<a href="#">HPA023566</a>	polyclonal	IF, IHC	human, mouse, rat	4	



### Anti-NXPE1 antibody produced in rabbit

**Synonym(s):** Anti-MGC34290, Anti-family with sequence similarity 55, member A

## All Photos (6)



Product No.	Clonality	Application	Species Reactivity	Citations	SDS
<a href="#">HPA049133</a>	polyclonal	IHC, WB	human		

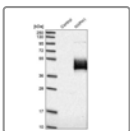


### Anti-NXPE2 antibody produced in rabbit

**Synonym(s):** Anti-FAM55B, Anti-FLJ25224, Anti-neurexophilin and PC-esterase domain family, member 2

## All Photos (14)


Product No.	Clonality	Application	Species Reactivity	Citations	SDS
<a href="#">HPA039744</a>	polyclonal	IHC	human		
<a href="#">HPA039876</a>	polyclonal	IHC	human		

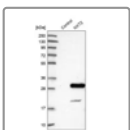


### Anti-NXPH1 antibody produced in rabbit

**Synonym(s):** Anti-Neurexophilin 1

## All Photos (2)


Product No.	Clonality	Application	Species Reactivity	Citations	SDS
<a href="#">HPA020062</a>	polyclonal	IHC	human	3	




### Anti-NXT2 antibody produced in rabbit

**Synonym(s):** Anti-NTF2-related export protein 2, Anti-p15-2 protein



## All Photos (2)


Product No.	Clonality	Application	Species Reactivity	Citations	SDS
<a href="#">HPA024199</a>	polyclonal	IHC	human		



## Anti-NY-ESO-1 Antibody, clone 1J11 ZooMAb<sup>®</sup> Rabbit Monoclonal



[All Photos](#) (8)

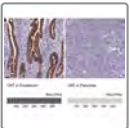
Product No.	Clonality	Application	Species Reactivity	Citations	SDS
<b>ZRB1540</b>	1J11, recombinant monoclonal	IHC (p), WB, affinity binding assay	human	 	



## Anti-O-GlcNAc Transferase Antibody, clone 1O19 ZooMAb<sup>®</sup> Rabbit Monoclonal

[All Photos](#) (20)


Product No.	Clonality	Application	Species Reactivity	Citations	SDS
<b>ZRB1323</b>	1O19, recombinant monoclonal	ICC, IHC (p), WB, affinity binding assay	rat, mouse, human	 	



## Anti-OAT antibody produced in rabbit

**Synonym(s):** Anti-Hoga, Anti-Ornithine aminotransferase

[All Photos](#) (6)

Product No.	Clonality	Application	Species Reactivity	Citations	SDS
<b>HPA040098</b>	polyclonal	IHC	human		





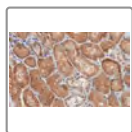
## Anti-OBSCN antibody produced in rabbit

**Synonym(s):** Anti-Obscurin, Anti-Obscurin-MLCK, Anti-Obscurin-RhoGEF, Anti-Obscurin-myosin light chain kinase

[All Photos](#) (8)





Product No.	Clonality	Application	Species Reactivity	Citations	SDS
<b>HPA065801</b>	polyclonal	IF, IHC	human	1	
<b>HPA021186</b>	polyclonal	IF, IHC	human	2	

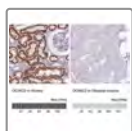


### **Anti-Occludin Antibody, clone 1C17 ZooMAb<sup>®</sup> Rabbit Monoclonal**

**Synonym(s):** OCLN

**All Photos** (11)



Product No.	Clonality	Application	Species Reactivity	Citations	SDS
<b>ZRB1451</b>	1C17, monoclonal recombinant monoclonal	ICC, IHC (p), WB, affinity binding assay	canine, human		 

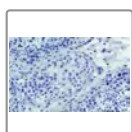


### **Anti-OCIAD2 antibody produced in rabbit**

**Synonym(s):** Anti-Mgc45416, Anti-Ocia domain containing 2



**All Photos** (16)

Product No.	Clonality	Application	Species Reactivity	Citations	SDS
<b>HPA041090</b>	polyclonal	IF, IHC	human	1	
<b>HPA040979</b>	polyclonal	IF, IHC	human	4	



### **Anti-OCT4 Antibody, clone 4N8, ZooMAb<sup>®</sup> Rabbit Monoclonal**

**All Photos** (11)



Product No.	Clonality	Application	Species Reactivity	Citations	SDS
<b>ZRB1101</b>	4N8, recombinant monoclonal	FACS, ICC, IHC (p), WB	human, mouse	1	 



### **Anti-Oct-4 Antibody, clone 10H11.2 ZooMAb<sup>®</sup> Mouse Monoclonal**



**Photos** (7)


Product No.	Clonality	Application	Species Reactivity	Citations	SDS
<b>ZMS1171</b>	10H11.2, recombinant monoclonal	FACS, ICC, IHC, WB	mouse, human		 



### **Anti-ODF2 antibody produced in rabbit**

**Synonym(s):** Anti-outer dense fiber of sperm tails 2 isoform 1 antibody produced in rabbit


**All Photos** (6)

Product No.	Clonality	Application	Species Reactivity	Citations	SDS
<b>HPA001874</b>	polyclonal	IHC	human	16	



### **Anti-ODF4 antibody produced in rabbit**

**All Photos** (3)



Product No.	Clonality	Application	Species Reactivity	Citations	SDS
<b>HPA072129</b>	polyclonal	IF, IHC	human		



### **Anti-ODF3 antibody produced in rabbit**

**Synonym(s):** Anti-CT135, Anti-HSHIPPO, Anti-Outer dense fiber of sperm tails 3, Anti-SHIPPO1, Anti-hSHIPPO


**All Photos** (16)


Product No.	Clonality	Application	Species Reactivity	Citations	SDS
<b>HPA039241</b>	polyclonal	IHC, WB	human		
<b>HPA038919</b>	polyclonal	IHC	human		



### **Anti-ODF3B antibody produced in rabbit**

**All Photos** (3)


Product No.	Clonality	Application	Species Reactivity	Citations	SDS
<a href="#">HPA062837</a>	polyclonal	IHC	human		

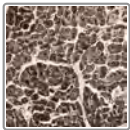


### Anti-OFCC1 antibody produced in rabbit

**Synonym(s):** Anti-Orofacial cleft 1 candidate 1

[All Photos](#) (2)


Product No.	Clonality	Application	Species Reactivity	Citations	SDS
<a href="#">HPA035725</a>	polyclonal	IHC	human		



### Anti-OGDH antibody produced in rabbit

**Synonym(s):** Anti-2-oxoglutarate dehydrogenase E1 component, mitochondrial, Anti-Alpha-ketoglutarate dehydrogenase

[All Photos](#) (7)


Product No.	Clonality	Application	Species Reactivity	Citations	SDS
<a href="#">HPA020347</a>	polyclonal	IF, IHC	mouse, rat, human	8	



### Anti-OGDHL antibody produced in rabbit


**Synonym(s):** Anti-FLJ10851, Anti-oxoglutarate dehydrogenase-like

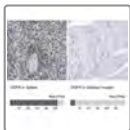
[All Photos](#) (7)

Product No.	Clonality	Application	Species Reactivity	Citations	SDS
<a href="#">HPA052497</a>	polyclonal	IF, IHC	human		

**All Photos (3) Anti-OGFOD3 antibody produced in rabbit**

**Synonym(s):** Anti-FLJ22222, Anti-chromosome 17 open reading frame 101


Product No.	Clonality	Application	Species Reactivity	Citations	SDS
<b>HPA052099</b>	polyclonal	IF, IHC, WB	human	1	

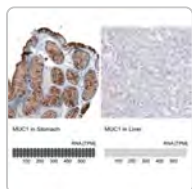


**Anti-OGFR antibody produced in rabbit**

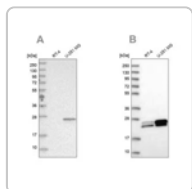
**Synonym(s):** Anti-7-60 protein, Anti-OGFr, Anti-Opioid growth factor receptor, Anti-Zeta-type opioid receptor

**All Photos (4)**

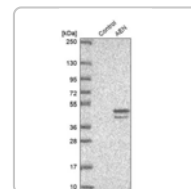
Product No.	Clonality	Application	Species Reactivity	Citations	SDS
<b>HPA017899</b>	polyclonal	IF, IHC	human	3	



Sigma-Aldrich  
**AMAB91533**  
Monoclonal  
Anti-MUC1...




Sigma-Aldrich  
**HPA028118**  
Anti-GUK1



Sigma-Aldrich  
**HPA0485**  
Anti-AEN  
antibody.



**Anti-OGT antibody produced in rabbit**



**Synonym(s):** Anti-FLJ23071, Anti-HRNT1, Anti-MGC22921, Anti-O-GLCNAC, Anti-O-linked N-acetylglucosamine (GlcNAc) transferase (UDP-N-acetylglucosamine:polypeptide-N-acetylglucosaminyl transferase)

## Photos (6)

Product No.	Clonality	Application	Species Reactivity	Citations	SDS
<a href="#">HPA030753</a>	polyclonal	IF	human		
<a href="#">HPA030751</a>	polyclonal	IHC	human, mouse, rat	8	




## Anti-OIP5 antibody produced in rabbit

**Synonym(s):** Anti-CT86, Anti-MIS18B, Anti-Opa interacting protein 5, Anti-hMIS18beta

## All Photos (12)

Product No.	Clonality	Application	Species Reactivity	Citations	SDS
<a href="#">HPA059602</a>	polyclonal	IF, IHC	human		
<a href="#">HPA052271</a>	polyclonal	IF, IHC	human	2	



## Anti-OLA1 antibody produced in rabbit

**Synonym(s):** Anti-GTPBP9, Anti-Obg-like ATPase 1, Anti-PTD004

## All Photos (10)

Product No.	Clonality	Application	Species Reactivity	Citations	SDS
<a href="#">HPA041443</a>	polyclonal	IF	human		
<a href="#">HPA035790</a>	polyclonal	IF, IHC	mouse, human, rat	6	

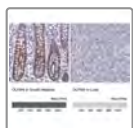


## Anti-OLAH antibody produced in rabbit

**Synonym(s):** Anti-Flj11106, Anti-Oleoyl-acp hydrolase, Anti-Sast, Anti-Thedc1

## All Photos (4)


Product No.	Clonality	Application	Species Reactivity	Citations	SDS
<a href="#">HPA037948</a>	polyclonal	IHC	human	1	



## Anti-OLFM4

**Synonym(s):** GC1, GW112, OlfD



## All Photos (3)

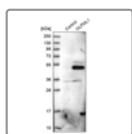
Product No.	Clonality	Application	Species Reactivity	Citations	SDS
<a href="#">HPA077718</a>	polyclonal	IHC	human		



### **Anti-OLFM4/Olfactomedin-4 Antibody, clone 1B10** **ZooMAb® Rabbit Monoclonal**

## All Photos (7)


Product No.	Clonality	Application	Species Reactivity	Citations	SDS
<a href="#">ZRB2386</a>	1B10, recombinant monoclonal	IF, IHC, WB, affinity binding assay	human		 

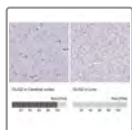


### **Anti-OLFML1 antibody produced in rabbit**

**Synonym(s):** Anti-Olfactomedin-like 1, Anti-UNQ564

## All Photos (2)


Product No.	Clonality	Application	Species Reactivity	Citations	SDS
<a href="#">HPA039735</a>	polyclonal	IHC	human		



### **Anti-OLIG2 antibody produced in rabbit**

**Synonym(s):** Anti-Class B basic helix- loop-helix protein 1, Anti-Oligo2, Anti-Oligodendrocyte transcription factor 2, Anti-Protein kinase C-binding protein 2, Anti-Protein kinase C-binding protein RACK17, Anti-bHLHB1

## All Photos (6)



Product No.	Clonality	Application	Species Reactivity	Citations	SDS
<a href="#">HPA003254</a>	polyclonal	IHC	human	11	



### **Anti-Olig2 Antibody, clone 1K2 ZooMAb® Rabbit Monoclonal**

**Synonym(s):** Class B basic helix-loop-helix protein 1, Class E basic helix-loop-helix protein 19, Oligodendrocyte transcription factor 2, Protein kinase C-binding protein 2, Protein kinase C-binding protein RACK17, bHLHB1, bHLHe19

## All Photos (12)



Product No.	Clonality	Application	Species Reactivity	Citations	SDS
<b>ZRB1436</b>	recombinant monoclonal	ICC, IHC, WB, affinity binding assay	rat, mouse	 	

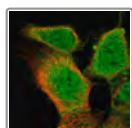


### **Anti-Olig2 Antibody, clone 211F1.1 ZooMAb® Mouse Monoclonal**

**Synonym(s):** Class B basic helix-loop-helix protein 1, Class E basic helix-loop-helix protein 19, Oligo2, Oligodendrocyte transcription factor 2, Protein kinase C-binding protein 2, Protein kinase C-binding protein RACK17, bHLHb1, bHLHe19

**All Photos** (10)


Product No.	Clonality	Application	Species Reactivity	Citations	SDS
<b>ZMS1019</b>	211F1.1, recombinant monoclonal	ICC, IHC (p), WB	rat, human, mouse	 	

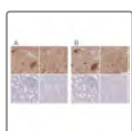


### **Anti-OLR1 antibody produced in rabbit**

**Synonym(s):** Anti-CLEC8A, Anti-LOX-1, Anti-SCARE1, Anti-oxidized low density lipoprotein (lectin-like) receptor 1

**All Photos** (1)



Product No.	Clonality	Application	Species Reactivity	Citations	SDS
<b>HPA050798</b>	polyclonal	IF, IHC	human	2	



### **Anti-OMG antibody produced in rabbit**

**Synonym(s):** OMGP, Anti-Oligodendrocyte-myelin glycoprotein precursor

**All Photos** (13)


Product No.	Clonality	Application	Species Reactivity	Citations	SDS
<b>HPA008206</b>	polyclonal	IHC	human	2	
<b>HPA012693</b>	polyclonal	IHC	human	5	



### **Anti-ONECUT1 antibody produced in rabbit**

**Synonym(s):** Anti-HNF-6 antibody produced in rabbit, Anti-Hepatocyte nuclear factor 6 antibody produced in rabbit, Anti-One cut domain family member 1 antibody produced in rabbit


**All Photos** (4)

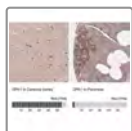
Product No.	Clonality	Application	Species Reactivity	Citations	SDS
<a href="#">HPA003457</a>	polyclonal	IHC	human	3	



### Anti-OOSP2 antibody produced in rabbit

[All Photos](#) (3)


Product No.	Clonality	Application	Species Reactivity	Citations	SDS
<a href="#">HPA050914</a>	polyclonal	IHC	human		



### Anti-OPA1 antibody produced in rabbit

**Synonym(s):** Anti-FLJ12460, Anti-KIAA0567, Anti-MGM1, Anti-NPG, Anti-NTG



[All Photos](#) (6)

Product No.	Clonality	Application	Species Reactivity	Citations	SDS
<a href="#">HPA036927</a>	polyclonal	IF, IHC	human	2	



### Anti-OPA1 Antibody, clone 1F15 ZooMAb<sup>®</sup> Rabbit Monoclonal



[All Photos](#) (6)

Product No.	Clonality	Application	Species Reactivity	Citations	SDS
<a href="#">ZRB2441</a>	1F15, recombinant monoclonal	IHC, WB, affinity binding assay	human, rat, mouse		 



### Anti-OPN1SW antibody produced in rabbit

[All Photos](#) (10)

Product No.	Clonality	Application	Species Reactivity	Citations	SDS
<a href="#">HPA013562</a>	polyclonal	IHC	human		
<a href="#">HPA014083</a>	polyclonal	IHC	human		





## Anti-OPTC antibody produced in rabbit

**Synonym(s):** Anti-Opticin

[All Photos](#) (11)

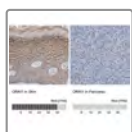
Product No.	Clonality	Application	Species Reactivity	Citations	SDS
<a href="#">HPA034951</a>	polyclonal	IHC	human		
<a href="#">HPA034952</a>	polyclonal	IHC, WB	human		



## Anti-OPTN antibody produced in rabbit

[All Photos](#) (14)

Product No.	Clonality	Application	Species Reactivity	Citations	SDS
<a href="#">HPA003360</a>	polyclonal	IF, IHC	human	8	
<a href="#">HPA003279</a>	polyclonal	IF, IHC	human	10	



## Anti-ORAI1 antibody produced in rabbit

**Synonym(s):** Anti-Calcium release-activated calcium channel protein 1, Anti-Protein orai-1, Anti-Transmembrane protein 142A

[All Photos](#) (7)

Product No.	Clonality	Application	Species Reactivity	Citations	SDS
<a href="#">HPA016583</a>	polyclonal	IF, IHC	human	2	




## Anti-ORC3 antibody produced in rabbit

**Synonym(s):** Anti-IMAGE50150, Anti-LATHEO, Anti-ORC3L, Anti-origin recognition complex, subunit 3



[All Photos](#) (3)

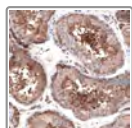
Product No.	Clonality	Application	Species Reactivity	Citations	SDS
<a href="#">HPA053748</a>	polyclonal	IHC	human	1	



## Anti-OR14I1 Antibody, clone 1C19 ZooMAb<sup>®</sup> Rabbit Monoclonal

**All**  
**Photos** (8)


Product No.	Clonality	Application	Species Reactivity	Citations	SDS
<b>ZRB1743</b>	1C19, recombinant monoclonal	ICC, WB, affinity binding assay	rat, human, mouse		 



**Anti-OSBP2 antibody produced in rabbit**

**Synonym(s):** Anti-ORP-4, Anti-OSBP-related protein 4, Anti-Oxysterol-binding protein 2, Anti-Oxysterol-binding protein-related protein 4

**All**  
**Photos** (5)



Product No.	Clonality	Application	Species Reactivity	Citations	SDS
<b>HPA021514</b>	polyclonal	IF, IHC	human	4	

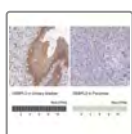


**Anti-OSBP antibody produced in rabbit**

**Synonym(s):** Anti-OSBP1, Anti-oxysterol binding protein

**All Photos** (4)


Product No.	Clonality	Application	Species Reactivity	Citations	SDS
<b>HPA043625</b>	polyclonal	IF	human		
<b>HPA039227</b>	polyclonal	IF	human	3	

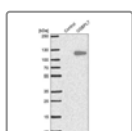


**Anti-OSBPL3 antibody produced in rabbit**

**Synonym(s):** Anti-ORP-3, Anti-OSBP-related protein 3, Anti-Oxysterol-binding protein-related protein 3

**All**  
**Photos** (5)


Product No.	Clonality	Application	Species Reactivity	Citations	SDS
<b>HPA000691</b>	polyclonal	IF, IHC	human	2	

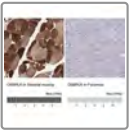


**Anti-OSBPL7 antibody produced in rabbit**

**Synonym(s):** Anti-DMT1, Anti-MGC71150, Anti-ORP7, Anti-oxysterol binding protein-like 7

**All Photos** (5)


Product No.	Clonality	Application	Species Reactivity	Citations	SDS
<b>HPA036076</b>	polyclonal	IHC	human		




### Anti-OSBPL6 antibody produced in rabbit

**Synonym(s):** Anti-ORP6, Anti-Oxysterol binding protein-like 6

[All Photos](#) (4)



Product No.	Clonality	Application	Species Reactivity	Citations	SDS
<b>HPA032131</b>	polyclonal	IF, IHC	human		



### Anti-OSBPL5 antibody produced in rabbit



**Synonym(s):** Anti-KIAA1534, Anti-ORP5, Anti-Oxysterol binding protein-like 5

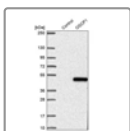
[All Photos](#) (8)

Product No.	Clonality	Application	Species Reactivity	Citations	SDS
<b>HPA058727</b>	polyclonal	IHC	human		
<b>HPA038712</b>	polyclonal	IF, IHC	human		

## All Photos (8) **Anti-OSBPL5 antibody produced in rabbit**

**Synonym(s):** Anti-KIAA1534, Anti-ORP5, Anti-Oxysterol binding protein-like 5


Product No.	Clonality	Application	Species Reactivity	Citations	SDS
<b>HPA058727</b>	polyclonal	IHC	human		
<b>HPA038712</b>	polyclonal	IF, IHC	human		

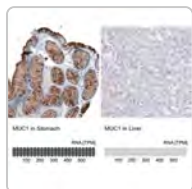


## **Anti-OSCP1 antibody produced in rabbit**

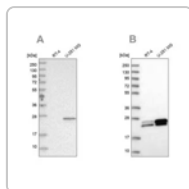
**Synonym(s):** Anti-C1orf102, Anti-NOR1, Anti-organic solute carrier partner 1

## All Photos (5)

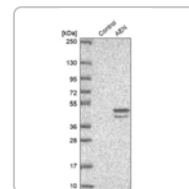
Product No.	Clonality	Application	Species Reactivity	Citations	SDS
<b>HPA028436</b>	polyclonal	IHC	human	1	



Sigma-Aldrich  
**AMAB91533**  
Monoclonal  
Anti-MUC1...



Sigma-Aldrich  
**HPA028118**  
Anti-GUK1

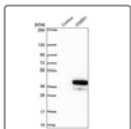


Sigma-Aldric  
**HPA0485**  
Anti-AEN  
antibody.

[View Price and Availability](#)

[View Price and Availability](#)

[View Price and Availat](#)





## Anti-OSER1 antibody produced in rabbit

**Synonym(s):** Anti-Chromosome 20 Open Reading Frame 111, Anti-HSPC207, Anti-Perit1, Anti-dJ1183I21.1

[All](#)

[Photos](#) (3)



Product No.	Clonality	Application	Species Reactivity	Citations	SDS
<a href="#">HPA045125</a>	polyclonal	IF, IHC	human		

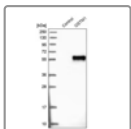


## Anti-Osteocalcin Antibody, clone 2J18 ZooMAb<sup>®</sup> Rabbit Monoclonal

[All](#)

[Photos](#) (6)

Product No.	Clonality	Application	Species Reactivity	Citations	SDS
<a href="#">ZRB1704</a>	2J18, recombinant monoclonal	ELISA, WB, affinity binding assay	human		 





## Anti-OSTM1 antibody produced in rabbit

**Synonym(s):** Anti-Osteopetrosis-associated transmembrane protein 1 precursor antibody produced in rabbit

[All](#)

[Photos](#) (2)

Product No.	Clonality	Application	Species Reactivity	Citations	SDS
<a href="#">HPA010851</a>	polyclonal	IHC	human	6	





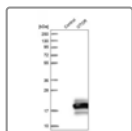
## Anti-OTC antibody produced in rabbit

**Synonym(s):** Anti-OTCase, Anti-Ornithine carbamoyltransferase, mitochondrial precursor, Anti-Ornithine transcarbamylase

[All](#)

[Photos](#) (15)


Product No.	Clonality	Application	Species Reactivity	Citations	SDS
<a href="#">HPA000570</a>	polyclonal	IHC	human	4	
<a href="#">HPA000243</a>	polyclonal	IF, IHC	human	10	




### Anti-OTOR antibody produced in rabbit

**Synonym(s):** Anti-Fibrocyte-derived protein, Anti-Melanoma inhibitory activity-like protein, Anti-Otoraplin

**All Photos** (2)


Product No.	Clonality	Application	Species Reactivity	Citations	SDS
<b>HPA024335</b>	polyclonal	IHC	human		



### Anti-OTUB1 antibody produced in rabbit

**Synonym(s):** Anti-FLJ20113, Anti-FLJ40710, Anti-OTU domain, ubiquitin aldehyde binding 1

**All Photos** (6)


Product No.	Clonality	Application	Species Reactivity	Citations	SDS
<b>HPA039176</b>	polyclonal	IHC	human	3	



### Anti-OTUB2 antibody produced in rabbit

**Synonym(s):** Anti-Deubiquitinating enzyme OTUB2 antibody produced in rabbit, Anti-OTU domain-containing ubiquitin aldehyde-binding protein 2 antibody produced in rabbit, Anti-Otubain-2 antibody produced in rabbit, Anti-Ubiquitin thioesterase OTUB2 antibody produced in rabbit, Anti-Ubiquitin-specific-processing protease OTUB2 antibody produced in rabbit

**All Photos** (4)


Product No.	Clonality	Application	Species Reactivity	Citations	SDS
<b>HPA002329</b>	polyclonal	IHC	human	3	

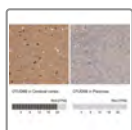


### Anti-OTUD6A antibody produced in rabbit

**Synonym(s):** Anti-DUBA2, Anti-FLJ25831, Anti-HSHIN6, Anti-OTU domain containing 6A

**All Photos** (6)




Product No.	Clonality	Application	Species Reactivity	Citations	SDS
<b>HPA053304</b>	polyclonal	IHC, WB	human	3	

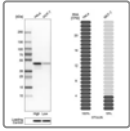


### Anti-OTUD6B antibody produced in rabbit

**Synonym(s):** Anti-CGI-77, Anti-DUBA5, Anti-OR2AU1P, Anti-OTU domain containing 6B, Anti-hs6M1-24, Anti-DUBA-5, Anti-OTU domain-containing protein 6B


**All Photos** (15)

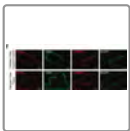
Product No.	Clonality	Application	Species Reactivity	Citations	SDS
<a href="#">HPA024046</a>	polyclonal	IF, IHC	human	1	
<a href="#">HPA024503</a>	polyclonal	IF, IHC	mouse, rat, human		
<a href="#">HPA024772</a>	polyclonal	IHC	mouse, rat, human	3	



### Anti-OTULIN antibody produced in rabbit

[All Photos](#) (3)


Product No.	Clonality	Application	Species Reactivity	Citations	SDS
<a href="#">HPA051074</a>	polyclonal	IF, IHC	human	5	

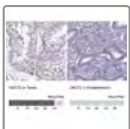


### Anti-OVGP1 antibody produced in rabbit

**Synonym(s):** Anti-CHIT5, Anti-MUC9

[All Photos](#) (4)


Product No.	Clonality	Application	Species Reactivity	Citations	SDS
<a href="#">HPA062205</a>	polyclonal	IHC	human	2	



### Anti-OXCT2

**Synonym(s):** FKSG25, FLJ00030, SCOT-T

[All Photos](#) (3)


Product No.	Clonality	Application	Species Reactivity	Citations	SDS
<a href="#">HPA075423</a>	polyclonal	IHC	human		




### Anti-OXCT1 antibody produced in rabbit

**Synonym(s):** Anti-3-oxoacid-CoA transferase 1, Anti-Scot-S, Anti-Somatic-type succinyl CoA:3-oxoacid CoA-transferase, Anti-Succinyl-CoA:3-ketoacid-coenzyme A transferase 1, mitochondrial

[All Photos](#) (16)



Product No.	Clonality	Application	Species Reactivity	Citations	SDS
<a href="#">HPA061425</a>	polyclonal	IF, IHC	human		


Product No.	Clonality	Application	Species Reactivity	Citations	SDS
<b>HPA012047</b>	polyclonal	IF, IHC	human, mouse, rat	4	



### Anti-OXCT1 Antibody, clone 1B11 ZooMAb<sup>®</sup> Rabbit Monoclonal




**All Photos** (12)

Product No.	Clonality	Application	Species Reactivity	Citations	SDS
<b>ZRB2244</b>	1B11, recombinant monoclonal	ICC, IHC, WB, affinity binding assay	rat, mouse, human		 



### Anti-OXR1 antibody produced in rabbit

**All Photos** (23)




Product No.	Clonality	Application	Species Reactivity	Citations	SDS
<b>HPA027375</b>	polyclonal	IHC	human	1	
<b>HPA027395</b>	polyclonal	IF, IHC	human	1	
<b>HPA027380</b>	polyclonal	IF, IHC, WB	human		

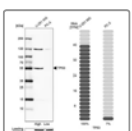


### Anti-OXSM antibody produced in rabbit

**Synonym(s):** Anti-3-oxoacyl- recombinant, Anti-Beta-ketoacyl-ACP synthase

**All Photos** (16)


Product No.	Clonality	Application	Species Reactivity	Citations	SDS
<b>HPA021337</b>	polyclonal	IHC	human	2	
<b>HPA021293</b>	polyclonal	IF, IHC	human	2	
<b>HPA021300</b>	polyclonal	IHC	human, mouse, rat	2	

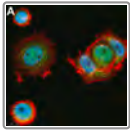


### Anti-p53 antibody produced in rabbit





## All Photos (2)

Product No.	Clonality	Application	Species Reactivity	Citations	SDS
<a href="#">HPA051244</a>	polyclonal	IF	human		



### Anti-p300 Antibody, clone 4E5 ZooMAb<sup>®</sup> Rabbit Monoclonal



## All Photos (9)

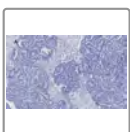
Product No.	Clonality	Application	Species Reactivity	Citations	SDS
<a href="#">ZRB1204</a>	4E5, recombinant monoclonal	ELISA, ICC, WB	human	 	



### Anti-p21 Antibody, clone 5G7, ZooMAb<sup>®</sup> Rabbit Monoclonal



## All Photos (13)

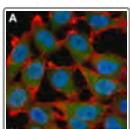
Product No.	Clonality	Application	Species Reactivity	Citations	SDS
<a href="#">ZRB1141</a>	5G7, recombinant monoclonal	ICC, IHC (p), WB	mouse, human	2  	



### Anti-p53 Antibody, clone 6O23, ZooMAb<sup>®</sup> Rabbit Monoclonal



## All Photos (16)

Product No.	Clonality	Application	Species Reactivity	Citations	SDS
<a href="#">ZRB1175</a>	6O23, recombinant monoclonal	ICC, IHC (p), WB	human	 	



### Anti-p16 Antibody, clone D25 ZooMAb<sup>®</sup> Mouse Monoclonal



## All Photos (9)

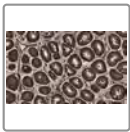
Product No.	Clonality	Application	Species Reactivity	Citations	SDS
<b>ZMS1072</b>	D25, recombinant monoclonal	FACS, ICC, WB, affinity binding assay	human	 	



### **Anti-p27 Kip1 Antibody, clone 1B10 ZooMAb<sup>®</sup> Rabbit Monoclonal**



**All  
Photos** (14)

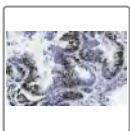
Product No.	Clonality	Application	Species Reactivity	Citations	SDS
<b>ZRB1429</b>	1B10, recombinant monoclonal	ICC, IHC (p), WB, affinity binding assay	human	 	



### **Anti-p44 MAPK (ERK1) Antibody, clone 13F10, ZooMAb<sup>®</sup> Rabbit Monoclonal**



**All  
Photos** (9)

Product No.	Clonality	Application	Species Reactivity	Citations	SDS
<b>ZRB06182</b>	13F10, recombinant monoclonal monoclonal	IHC (p), IP, WB	mouse, rat, human	 	




### **Anti-p-4E-BP1 (Thr37/46) Antibody, clone 1N7 ZooMAb<sup>®</sup> Rabbit Monoclonal**

**All  
Photos** (17)



Product No.	Clonality	Application	Species Reactivity	Citations	SDS
<b>ZRB1403</b>	1N7, recombinant monoclonal	ICC, IHC (p), WB, affinity	mouse, human	 	

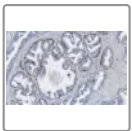
Product No.	Clonality	Application	Species Reactivity	Citations	SDS
		binding assay			



**Anti-p-ATF-2-Thr69/71 Antibody, clone 1H23  
ZooMAb<sup>®</sup> Rabbit Monoclonal**



**All  
Photos** (11)


Product No.	Clonality	Application	Species Reactivity	Citations	SDS
<b>ZRB1714</b>	1H23, recombinant monoclonal	IHC, WB, affinity binding assay, inhibition assay	human	 	



**Anti-p-ATF-2-Thr71 Antibody, clone 1I8 ZooMAb<sup>®</sup> Rabbit  
Monoclonal**

**All  
Photos** (16)



Product No.	Clonality	Application	Species Reactivity	Citations	SDS
<b>ZRB1713</b>	1I8, recombinant monoclonal	ICC, IHC, WB, affinity binding assay, inhibition assay	human	 	



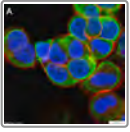
**Anti-p-ATM (Ser1981) Antibody, clone 1E19,  
ZooMAb<sup>®</sup> Rabbit Monoclonal**

**Synonym(s):** A-T mutated, Ataxia telangiectasia mutated, EC:2.7.11.1, Serine-protein kinase ATM

**All  
Photos** (16)



Product No.	Clonality	Application	Species Reactivity	Citations	SDS
<b>ZRB1370</b>	1E19, monoclonal recombinant monoclonal	IHC, WB, affinity binding assay,	human	 	

Product No.	Clonality	Application	Species Reactivity	Citations	SDS
		inhibition assay			



**Anti-p-Cofilin (Ser3) Antibody, clone 5L4 ZooMAb<sup>®</sup> Rabbit Monoclonal**

**All Photos** (13)



Product No.	Clonality	Application	Species Reactivity	Citations	SDS
<b>ZRB1556</b>	5L4, recombinant monoclonal	ICC, WB, inhibition assay	human, hamster	 	

**All**

**Photos** (14)

## Anti-p-CREB (Ser133) Antibody, clone 1H13

**ZooMAb<sup>®</sup> Rabbit Monoclonal**

Product No.	Clonality	Application	Species Reactivity	Citations	SDS
<b>ZRB1118</b>	1H13, recombinant monoclonal	IHC (p), WB, affinity binding assay, peptide synthesis	human	 	





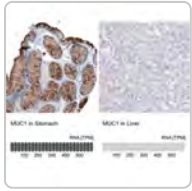
## Anti-p-DNA-PKcs-Ser2056 Antibody, clone 1K3

**ZooMAb<sup>®</sup> Rabbit Monoclonal**

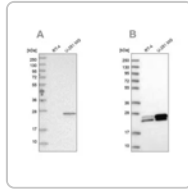
**All**

**Photos** (16)

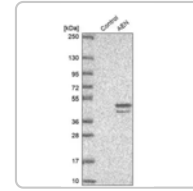
Product No.	Clonality	Application	Species Reactivity	Citations	SDS
<b>ZRB1703</b>	1K3, recombinant monoclonal	ICC, IHC (p), WB, affinity binding assay, peptide synthesis	human	 	



Sigma-Aldrich  
**AMAB91533**  
Monoclonal  
Anti-MUC1...



Sigma-Aldrich  
**HPA028118**  
Anti-GUK1




Sigma-Aldrich  
**HPA0485**  
Anti-AEN  
antibody.

[View Price and Availability](#)



[View Price and Availability](#)

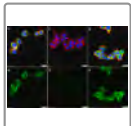
[View Price and Availat](#)



**Anti-p-DRP1-Ser637 Antibody, clone 5G23 ZooMAb<sup>®</sup> Rabbit Monoclonal**




**All Photos** (7)

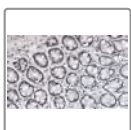
Product No.	Clonality	Application	Species Reactivity	Citations	SDS
<b>ZRB1667</b>	5G23, recombinant monoclonal	WB, affinity binding assay, inhibition assay	human	 	



**Anti-p-eIF4G1 (Ser1108) Antibody, clone 4G7 ZooMAb<sup>®</sup> Rabbit Monoclonal**

**All Photos** (5)



Product No.	Clonality	Application	Species Reactivity	Citations	SDS
<b>ZRB2393</b>	recombinant monoclonal	ICC, WB, inhibition assay	human, rat	  	

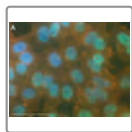


**Anti-p-histone H2A (Ser139) Antibody, clone JBW301 ZooMAb<sup>®</sup> Mouse Monoclonal**

**Synonym(s):** H2a/x, Histone H2A.X



**All Photos** (16)

Product No.	Clonality	Application	Species Reactivity	Citations	SDS
<b>ZMS05636</b>	JBW301, recombinant monoclonal monoclonal	ICC, IHC (p), WB	human, rat	 	



### Anti-p-IkB $\alpha$ -Ser32 Antibody, clone 11D19 ZooMAb<sup>®</sup> Rabbit Monoclonal



**All Photos** (11)

Product No.	Clonality	Application	Species Reactivity	Citations	SDS
<b>ZRB1554</b>	11D19, recombinant monoclonal	FACS, ICC, WB, affinity binding assay, inhibition assay	human	 	



### Anti-p-IKK $\alpha$ / $\beta$ -Ser176/180 Antibody, clone 2G2 ZooMAb<sup>®</sup> Rabbit Monoclonal

**All Photos** (9)



Product No.	Clonality	Application	Species Reactivity	Citations	SDS
<b>ZRB1673</b>	2G2, recombinant monoclonal	IHC (p), WB, affinity binding assay, inhibition assay	human	 	



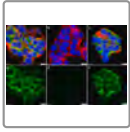
### Anti-p16-INK4a Antibody, clone 5F22 Antibody, ZooMAb<sup>®</sup> Rabbit Monoclonal

**Synonym(s):** CDK4I, Cyclin-dependent kinase 4 inhibitor A, Cyclin-dependent kinase inhibitor 2A, MTS-1, Multiple tumor suppressor 1, p16-INK4, p16INK4A

**All Photos** (20)




Product No.	Clonality	Application	Species Reactivity	Citations	SDS
<b>ZRB1437</b>	recombinant monoclonal	ICC, IHC (p),	human, mouse	 	

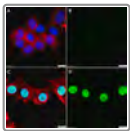
Product No.	Clonality	Application	Species Reactivity	Citations	SDS
		WB, affinity binding assay			



**Anti-p-JAK3 (Tyr980/981) Antibody, clone 2D9  
ZooMAb<sup>®</sup> Rabbit Monoclonal**



**All  
Photos** (7)

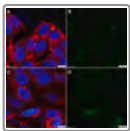
Product No.	Clonality	Application	Species Reactivity	Citations	SDS
<b>ZRB1668</b>	recombinant monoclonal	FACS, ICC, WB, affinity binding assay	human	  	



**Anti-p-KAP-1 (Ser824) Antibody, clone 1K9 ZooMAb<sup>®</sup> Rabbit  
Monoclonal**



**All  
Photos** (7)

Product No.	Clonality	Application	Species Reactivity	Citations	SDS
<b>ZRB1715</b>	1K9, recombinant monoclonal	ICC, WB, affinity binding assay, inhibition assay	human	 	



**Anti-p-MST1/2 (Thr183/180) Antibody, clone 1C2  
ZooMAb<sup>®</sup> Rabbit Monoclonal**

**All  
Photos** (7)

Product No.	Clonality	Application	Species Reactivity	Citations	SDS
<b>ZRB2395</b>	1C2, recombinant monoclonal	ICC, WB, affinity binding assay,	human	 	





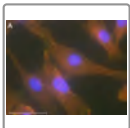
Product No.	Clonality	Application	Species Reactivity	Citations	SDS
		inhibition assay			



**Anti-p-Myosin LC 2 (Ser19) Antibody, clone 2C10  
ZooMAb<sup>®</sup> Rabbit Monoclonal**



**All  
Photos** (8)

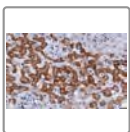
Product No.	Clonality	Application	Species Reactivity	Citations	SDS
<b>ZRB1432</b>	2C10, recombinant monoclonal	IHC (p), WB, affinity binding assay	mouse, rat, human	 	



**Anti-p-Paxillin-Tyr118 Antibody, clone 1E19  
ZooMAb<sup>®</sup> Rabbit Monoclonal**



**All  
Photos** (10)

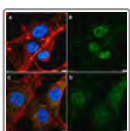
Product No.	Clonality	Application	Species Reactivity	Citations	SDS
<b>ZRB1658</b>	1E19, recombinant monoclonal	FACS, ICC, WB, inhibition assay	mouse	 	



**Anti-p-PDHA1-Ser232 Antibody, clone 2D5 ZooMAb<sup>®</sup> Rabbit  
Monoclonal**

**All  
Photos** (14)




Product No.	Clonality	Application	Species Reactivity	Citations	SDS
<b>ZRB1447</b>	2D5, recombinant monoclonal	ICC, IHC, WB, inhibition assay	human, mouse, rat	 	



**Anti-p-PKC $\beta$  (Ser660) Antibody, clone 2C11 ZooMAb<sup>®</sup> Rabbit  
Monoclonal**

**Synonym(s):** Anti-Ly-6C1 Antibody, clone 2H5 ZooMAb<sup>®</sup> Rabbit Monoclonal




**All  
Photos** (8)

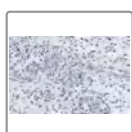
Product No.	Clonality	Application	Species Reactivity	Citations	SDS
<b>ZRB2377</b>	2C11, recombinant monoclonal	ICC, WB, affinity binding assay, inhibition assay	mouse, monkey	  	



**Anti-p-PKCγ (Thr514) Antibody, clone 4F20 ZooMAb<sup>®</sup> Rabbit Monoclonal**



**All  
Photos** (6)

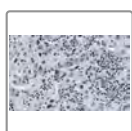
Product No.	Clonality	Application	Species Reactivity	Citations	SDS
<b>ZRB2362</b>	recombinant monoclonal	IHC, WB, inhibition assay	mouse, human, rat	  	



**Anti-p-PTEN (Tyr240) Antibody, clone 3G6 ZooMAb<sup>®</sup> Rabbit Monoclonal**



**All  
Photos** (11)

Product No.	Clonality	Application	Species Reactivity	Citations	SDS
<b>ZRB2134</b>	3G6, recombinant monoclonal	IHC (p), WB, affinity binding assay	human	 	




**Anti-p-RPA2-Ser4/8 Antibody, clone 2F23 ZooMAb<sup>®</sup> Rabbit Monoclonal**

**All  
Photos** (8)



Product No.	Clonality	Application	Species Reactivity	Citations	SDS
<b>ZRB1662</b>	2F23, recombinant monoclonal	IHC, WB, affinity	human	 	

Product No.	Clonality	Application	Species Reactivity	Citations	SDS
		binding assay			



**Anti-p-RPS6 (Ser240/244) Antibody, clone 2H10**  
**ZooMAb<sup>®</sup> Rabbit Monoclonal**



**All**  
**Photos** (18)

Product No.	Clonality	Application	Species Reactivity	Citations	SDS
<b>ZRB1901</b>	2H10, recombinant monoclonal	FACS, ICC, IHC, WB, affinity binding assay	mouse, human	 	



**Anti-p-RPS6-Ser235/236 Antibody, clone 1I22**  
**ZooMAb<sup>®</sup> Rabbit Monoclonal**

**All**  
**Photos** (6)




Product No.	Clonality	Application	Species Reactivity	Citations	SDS
<b>ZRB1669</b>	1I22, recombinant monoclonal	WB, affinity binding assay, inhibition assay	human	 	



**Anti-p-Ser/Thr-Pro MPM-2 Antibody, clone MPM-2**  
**ZooMAb<sup>®</sup> Mouse Monoclonal**

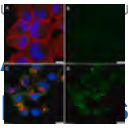
**Synonym(s):** Anti-NKX2-1 Antibody, clone 1H5-H2 ZooMAb<sup>®</sup> Rabbit Monoclonal

**All**  
**Photos** (7)




Product No.	Clonality	Application	Species Reactivity	Citations	SDS
<b>ZMS1212</b>	MPM-2, recombinant monoclonal	ICC, IHC, WB	human	  	

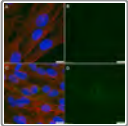


**Anti-p-Upf1 (Ser1127) Antibody, clone 1C4-H1**  
**ZooMAb<sup>®</sup> Rabbit Monoclonal**





(7)

Product No.	Clonality	Application	Species Reactivity	Citations	SDS
<b>ZRB2790</b>	recombinant monoclonal	ICC, WB, affinity binding assay, inhibition assay	mouse, human	  	



**Anti-p-VEGFR2 (Tyr1059) Antibody, clone 4C22-H1  
ZooMAb<sup>®</sup> Rabbit Monoclonal**



**All  
Photos** (7)

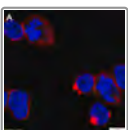
Product No.	Clonality	Application	Species Reactivity	Citations	SDS
<b>ZRB2314</b>	4C22-H1, recombinant monoclonal	ICC, WB, inhibition assay	human, mouse	 	



**Anti-p-ZAP-70 (Tyr319) Antibody, clone 1B10  
ZooMAb<sup>®</sup> Rabbit Monoclonal**



**All  
Photos** (15)

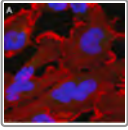
Product No.	Clonality	Application	Species Reactivity	Citations	SDS
<b>ZRB1717</b>	1B10, recombinant monoclonal	FACS, ICC, IHC (p), WB, peptide synthesis	human	 	



**Anti-p-ZAP-70 (Tyr493) Antibody, clone 1F10  
ZooMAb<sup>®</sup> Rabbit Monoclonal**



**All  
Photos** (10)

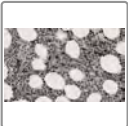
Product No.	Clonality	Application	Species Reactivity	Citations	SDS
<b>ZRB1718</b>	1F10, recombinant monoclonal	FACS, ICC, WB	human, mouse		 



### Anti-p62/SQSTM1 Antibody, clone 2D14 ZooMAb<sup>®</sup> Rabbit Monoclonal



**All Photos** (10)


Product No.	Clonality	Application	Species Reactivity	Citations	SDS
<b>ZRB1638</b>	2D14, recombinant monoclonal	ICC, WB, affinity binding assay	human, mouse		 



### Anti-p38 $\alpha$ /SAPK2A Antibody, clone 1O11 ZooMAb<sup>®</sup> Rabbit Monoclonal

**All Photos** (8)



Product No.	Clonality	Application	Species Reactivity	Citations	SDS
<b>ZRB1418</b>	1O11, recombinant monoclonal	IHC (p), WB, affinity binding assay	mouse, human, rat		 

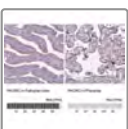


### Anti-PABPC5 antibody produced in rabbit

**Synonym(s):** Anti-PABP 5 antibody produced in rabbit, Anti-Poly(A)-binding protein 5 antibody produced in rabbit, Anti-Polyadenylate-binding protein 5 antibody produced in rabbit


**All Photos** (4)

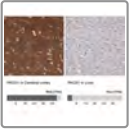
Product No.	Clonality	Application	Species Reactivity	Citations	SDS
<b>HPA000164</b>	polyclonal	IHC	human	2	
<b>HPA000165</b>	polyclonal	IHC	human	3	



### Anti-PACRG antibody produced in rabbit

## All Photos (3)


Product No.	Clonality	Application	Species Reactivity	Citations	SDS
<a href="#">HPA066293</a>	polyclonal	IHC	human		



### Anti-PACS1 antibody produced in rabbit



**Synonym(s):** Anti-FLJ10209, Anti-KIAA1175, Anti-Phosphofurin acidic cluster sorting protein 1

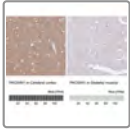
## All Photos (6)

Product No.	Clonality	Application	Species Reactivity	Citations	SDS
<a href="#">HPA038914</a>	polyclonal	IF, IHC	human	6	

## All Photos (5) **Anti-PAC SIN3 antibody produced in rabbit**

**Synonym(s):** Anti-SDPIII, Anti-protein kinase C and casein kinase substrate in neurons 3



Product No.	Clonality	Application	Species Reactivity	Citations	SDS
<b>HPA039480</b>	polyclonal	IHC	human		
<b>HPA043904</b>	polyclonal	IF, IHC	human		

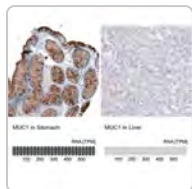


## **Anti-PAC SIN1 antibody produced in rabbit**

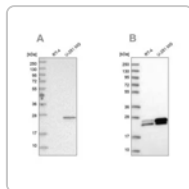
**Synonym(s):** Anti-SDPI, Anti-protein kinase C and casein kinase substrate in neurons 1

## All Photos (9)

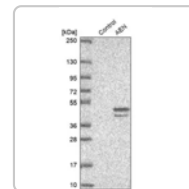
Product No.	Clonality	Application	Species Reactivity	Citations	SDS
<b>HPA028852</b>	polyclonal	IHC	human	1	
<b>HPA055491</b>	polyclonal	IF, IHC	human		



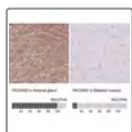
Sigma-Aldrich  
**AMAB91533**  
 Monoclonal  
 Anti-MUC1...



Sigma-Aldrich  
**HPA028118**  
 Anti-GUK1



Sigma-Aldrich  
**HPA0485**  
 Anti-AEN  
 antibody.




### Anti-PACSIN2 antibody produced in rabbit

**Synonym(s):** Anti-SDP11, Anti-protein kinase C and casein kinase substrate in neurons 2

**All Photos** (16)

Product No.	Clonality	Application	Species Reactivity	Citations	SDS
<b>HPA056520</b>	polyclonal	IHC	human		
<b>HPA049854</b>	polyclonal	IF, IHC	human	6	



### Anti-PADI4 (N-terminal) antibody produced in rabbit

**Synonym(s):** Anti-PAD4, Anti-PADI5, Anti-PDI4, Anti-Peptidyl Arginine Deaminase Type IV, Anti-Peptidyl Arginine Deaminase V

**All Photos** (5)

Product No.	Clonality	Application	Species Reactivity	Citations	SDS
<b>P4749</b>	polyclonal	ARR, IP, WB CL	human	17	



### Anti-PADI2 antibody produced in rabbit

**Synonym(s):** Anti-KIAA0994, Anti-PDI2

**All Photos** (5)

Product No.	Clonality	Application	Species Reactivity	Citations	SDS
<b>HPA047735</b>	polyclonal	IHC	human		





### Anti-PADI4 antibody produced in rabbit






(18)

**Synonym(s):** Anti-PAD, Anti-PADI5, Anti-PDI4, Anti-PDI5, Anti-HL-60 PAD, Anti-Peptidylarginine deiminase IV, Anti-Protein-arginine deiminase type IV, Anti-Protein-arginine deiminase type-4


Product No.	Clonality	Application	Species Reactivity	Citations	SDS
<a href="#">HPA042825</a>	polyclonal	IHC, WB	human		
<a href="#">HPA017007</a>	polyclonal	IHC	human	3	

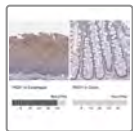


### Anti-PADI3 antibody produced in rabbit

**Synonym(s):** Anti-PDI3, Anti-Peptidyl Arginine Deiminase, Type III

[All Photos](#) (2)


Product No.	Clonality	Application	Species Reactivity	Citations	SDS
<a href="#">HPA043739</a>	polyclonal	IF	human	3	

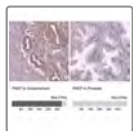


### Anti-PADI1 antibody produced in rabbit

**Synonym(s):** Anti-HPAD10, Anti-PAD1, Anti-PDI, Anti-PDI1

[All Photos](#) (4)



Product No.	Clonality	Application	Species Reactivity	Citations	SDS
<a href="#">HPA062294</a>	polyclonal	IF, IHC	human	2	



### Anti-PAEP antibody produced in rabbit

**Synonym(s):** Anti-GD, Anti-GdA, Anti-GdF, Anti-GdS, Anti-MGC138509, Anti-MGC142288, Anti-PAEG, Anti-PEP, Anti-PP14, Anti-progestagen-associated endometrial protein, Anti-Glycodelin, Anti-PEG, Anti-Placental protein 14, Anti-Pregnancy-associated endometrial alpha-2 globulin, Anti-Progesterone-associated endometrial protein

[All Photos](#) (14)


Product No.	Clonality	Application	Species Reactivity	Citations	SDS
<a href="#">HPA029473</a>	polyclonal	IHC	human	2	
<a href="#">HPA020108</a>	polyclonal	IHC	human	5	



### Anti-PAFAH2 antibody produced in rabbit

**Synonym(s):** Anti-HSD-PLA2, Anti-Platelet-activating factor acetylhydrolase 2, cytoplasmic, Anti-Serine-dependent phospholipase A2

[All Photos](#) (2)


Product No.	Clonality	Application	Species Reactivity	Citations	SDS
<a href="#">HPA018157</a>	polyclonal	IHC	human	6	

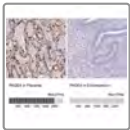


### Anti-PAFAH1B3 antibody produced in rabbit

**Synonym(s):** Anti-Platelet-activating factor acetylhydrolase 1b, catalytic subunit 3 (29kDa)

[All Photos](#) (6)


Product No.	Clonality	Application	Species Reactivity	Citations	SDS
<a href="#">HPA035639</a>	polyclonal	IF, IHC	human		

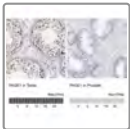


### Anti-PAGE4 antibody produced in rabbit

**Synonym(s):** Anti-G antigen family C member 1, Anti-GAGE-9, Anti-PAGE-1, Anti-PAGE-4, Anti-Prostate-associated gene 4 protein

[All Photos](#) (3)


Product No.	Clonality	Application	Species Reactivity	Citations	SDS
<a href="#">HPA023880</a>	polyclonal	IHC	human	6	

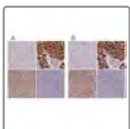


### Anti-PAGE1 antibody produced in rabbit

**Synonym(s):** Anti-AL5 antibody produced in rabbit, Anti-G antigen family B member 1 antibody produced in rabbit, Anti-GAGE-9 antibody produced in rabbit, Anti-PAGE-1 antibody produced in rabbit, Anti-Prostate-associated gene 1 protein antibody produced in rabbit

[All Photos](#) (6)



Product No.	Clonality	Application	Species Reactivity	Citations	SDS
<a href="#">HPA003473</a>	polyclonal	IF, IHC	human	2	




### Anti-PAH antibody produced in rabbit

**Synonym(s):** Anti-OTTHUMG00000007911, Anti-PH, Anti-phenylalanine hydroxylase




[All Photos](#) (14)


Product No.	Clonality	Application	Species Reactivity	Citations	SDS
<a href="#">HPA031642</a>	polyclonal	IHC	human		
<a href="#">HPA028407</a>	polyclonal	IHC, WB	human	5	



## Anti-PAH Antibody, clone 1L14 ZooMAb<sup>®</sup> Rabbit Monoclonal



[All Photos](#) (6)

Product No.	Clonality	Application	Species Reactivity	Citations	SDS
<b>ZRB2751</b>	recombinant monoclonal	IF, IHC, WB, affinity binding assay	mouse, human, rat	  	



## Anti-PAI-1 Antibody, clone 1C11 ZooMAb<sup>®</sup> Rabbit Monoclonal

[All Photos](#) (7)



Product No.	Clonality	Application	Species Reactivity	Citations	SDS
<b>ZRB2284</b>	1C11, recombinant monoclonal	ICC, IHC, WB, affinity binding assay	mouse, human	 	



## Anti-PAICS antibody produced in rabbit

**Synonym(s):** Anti-ADE2H1, Anti-AIRC, Anti-PAIS, Anti-Phosphoribosylaminoimidazole carboxylase, phosphoribosylaminoimidazole succinocarboxamide synthase

[All Photos](#) (9)


Product No.	Clonality	Application	Species Reactivity	Citations	SDS
<b>HPA041538</b>	polyclonal	IF	human		
<b>HPA035895</b>	polyclonal	IHC	mouse, rat, human	2 	




## Anti-PAK1 antibody produced in rabbit

**Synonym(s):** Anti-Alpha-PAK, Anti-PAK-1, Anti-Serine/threonine-protein kinase PAK 1, Anti-p21-activated kinase 1, Anti-p65-PAK



[All Photos](#) (8)

Product No.	Clonality	Application	Species Reactivity	Citations	SDS
<b>HPA003565</b>	polyclonal	IF, IHC	mouse, rat, human	7	



### Anti-PAK4 antibody produced in rabbit



[All Photos](#) (6)

Product No.	Clonality	Application	Species Reactivity	Citations	SDS
<b>HPA072220</b>	polyclonal	IF	human		
<b>HPA070175</b>	polyclonal	IF	human		



### Anti-PAK-1 Antibody, clone 1H5 ZooMAb<sup>®</sup> Rabbit Monoclonal

[All Photos](#) (8)


Product No.	Clonality	Application	Species Reactivity	Citations	SDS
<b>ZRB1912</b>	1H5, recombinant monoclonal	IHC, WB, affinity binding assay	rat, human		 

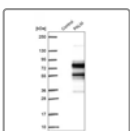


### Anti-PALM3 antibody produced in rabbit

**Synonym(s):** Anti-paralemmin 3

[All Photos](#) (4)


Product No.	Clonality	Application	Species Reactivity	Citations	SDS
<b>HPA052794</b>	polyclonal	IF, IHC	human		




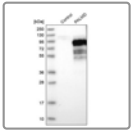
### Anti-PALM antibody produced in rabbit

**Synonym(s):** Anti-Kiaa0270, Anti-Paralemmin

[All Photos](#) (5)

Product No.	Clonality	Application	Species Reactivity	Citations	SDS
<b>HPA049578</b>	polyclonal	IHC, WB	human		


Product No.	Clonality	Application	Species Reactivity	Citations	SDS
<b>HPA041713</b>	polyclonal	IF, IHC	human		

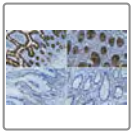


### Anti-PALMD antibody produced in rabbit

**Synonym(s):** Anti-Palmdelphin, Anti-Paralemnin-like protein



[All Photos](#) (6)

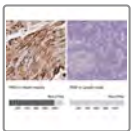
Product No.	Clonality	Application	Species Reactivity	Citations	SDS
<b>HPA017959</b>	polyclonal	IF, IHC	human	2	



### Anti-PALS1 Antibody, clone 3F20 ZooMAb<sup>®</sup> Rabbit Monoclonal

[All Photos](#) (7)


Product No.	Clonality	Application	Species Reactivity	Citations	SDS
<b>ZRB2434</b>	3F20, recombinant monoclonal	IHC, WB, affinity binding assay	mouse, canine, human, rat		 

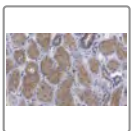


### Anti-PAM antibody produced in rabbit

**Synonym(s):** Anti-PAL, Anti-PHM



[All Photos](#) (5)

Product No.	Clonality	Application	Species Reactivity	Citations	SDS
<b>HPA042260</b>	polyclonal	IF, IHC	human		



### Anti-pan Ago Antibody, clone 2A8 ZooMAb<sup>®</sup> Mouse Monoclonal



[All Photos](#) (11)

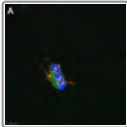
Product No.	Clonality	Application	Species Reactivity	Citations	SDS
<b>ZMS1071</b>	2A8, recombinant monoclonal monoclonal	FACS, ICC, IHC (p), IP, WB	human		 



## Anti-pan-cytokeratin Antibody, clone AE1 ZooMAb<sup>®</sup> Mouse Monoclonal



**All**  
**Photos** (14)

Product No.	Clonality	Application	Species Reactivity	Citations	SDS
<b>ZMS1063</b>	AE1, recombinant monoclonal	FACS, ICC, IHC (p), WB	human	 	



## Anti-pan-Na<sup>+</sup> Channel Antibody, clone 4B8 ZooMAb<sup>®</sup> Rabbit Monoclonal



**All**  
**Photos** (8)

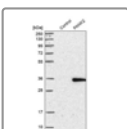
Product No.	Clonality	Application	Species Reactivity	Citations	SDS
<b>ZRB1922</b>	4B8, recombinant monoclonal	ICC, WB, affinity binding assay	rat, mouse, human	 	



## Anti-Pancreatic Polypeptide Antibody, clone 3H5, ZooMAb<sup>®</sup> Rabbit Monoclonal

**All**  
**Photos** (16)


Product No.	Clonality	Application	Species Reactivity	Citations	SDS
<b>ZRB939</b>	3H5, recombinant monoclonal monoclonal	ICC, IF, IHC (p), WB	human	 	



## Anti-PANK2 antibody produced in rabbit


**Synonym(s):** Anti-Pantothenate kinase 2, mitochondrial precursor antibody produced in rabbit, Anti-Pantothenic acid kinase 2 antibody produced in rabbit, Anti-hPANK2 antibody produced in rabbit

**All**  
**Photos** (6)

Product No.	Clonality	Application	Species Reactivity	Citations	SDS
<b>HPA008440</b>	polyclonal	IF, IHC	human	3	

**All Photos** (6) **Anti-PANX1 antibody produced in rabbit**

**Synonym(s):** Anti-Pannexin-1


Product No.	Clonality	Application	Species Reactivity	Citations	SDS
<b>HPA016930</b>	polyclonal	IF, IHC	human	11	

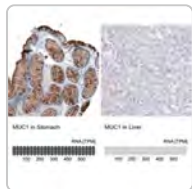


**Anti-PANX2 antibody produced in rabbit**

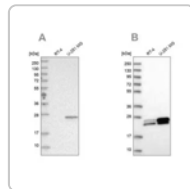
**Synonym(s):** Anti-Hpanx2, Anti-Pannexin 2, Anti-Px2

**All Photos** (3)

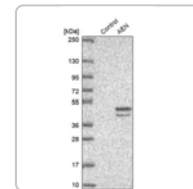
Product No.	Clonality	Application	Species Reactivity	Citations	SDS
<b>HPA039117</b>	polyclonal	IHC	human		



Sigma-Aldrich  
**AMAB91533**  
Monoclonal  
Anti-MUC1...




Sigma-Aldrich  
**HPA028118**  
Anti-GUK1



Sigma-Aldric  
**HPA0485**  
Anti-AEN  
antibody.

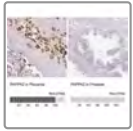


**Anti-PAPPA antibody produced in rabbit**



**Synonym(s):** Anti-IGF-dependent IGFBP-4 protease, Anti-IGFBP-4ase, Anti-Insulin-like growth factor-dependent IGF-binding protein 4 protease, Anti-PAPP-A, Anti-Pappalysin-1, Anti-Pregnancy-associated plasma protein A (5)

Product No.	Clonality	Application	Species Reactivity	Citations	SDS
<b>HPA001667</b>	polyclonal	IHC	human	5	

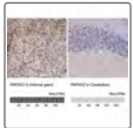


### Anti-PAPPA2 antibody produced in rabbit

**Synonym(s):** Anti-PAPP- E, Anti-PAPP-A2, Anti-Pappalysin-2 precursor, Anti-Pregnancy-associated plasma protein A2, Anti-Pregnancy-associated plasma protein E1

**All Photos** (12)


Product No.	Clonality	Application	Species Reactivity	Citations	SDS
<b>HPA018412</b>	polyclonal	IHC	human	7	
<b>HPA018430</b>	polyclonal	IHC	human	8	



### Anti-PAPSS2 antibody produced in rabbit

**All Photos** (4)

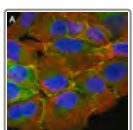
Product No.	Clonality	Application	Species Reactivity	Citations	SDS
<b>HPA075267</b>	polyclonal	IF, IHC	human		



### Anti-PARD3 antibody produced in rabbit

**All Photos** (7)



Product No.	Clonality	Application	Species Reactivity	Citations	SDS
<b>HPA030443</b>	polyclonal	IF, IHC, WB	human	6	

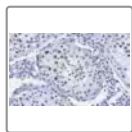


### Anti-PARD-3 Antibody, clone 1N18 ZooMAb<sup>®</sup> Rabbit Monoclonal

**All Photos** (8)





Product No.	Clonality	Application	Species Reactivity	Citations	SDS
<b>ZRB1331</b>	1N18, recombinant monoclonal	ICC, WB, affinity binding assay	human	 	



### **Anti-p14ARF Antibody, clone 4F19 ZooMAb<sup>®</sup> Rabbit Monoclonal**

**Synonym(s):** ARF, Alternative reading frame, Cyclin-dependent kinase inhibitor 2A, Tumor suppressor ARF, p14ARF

**All Photos** (17)


Product No.	Clonality	Application	Species Reactivity	Citations	SDS
<b>ZRB1581</b>	4F19, monoclonal recombinant monoclonal	ICC, IHC, WB, affinity binding assay	mouse, human	 	



### **Anti-PARG antibody produced in rabbit**

**Synonym(s):** Anti-ADP-ribose, Anti-Poly recombinant protein



**All Photos** (4)

Product No.	Clonality	Application	Species Reactivity	Citations	SDS
<b>HPA021819</b>	polyclonal	IF, IHC	human	3	



### **Anti-PARK7/DJ-1 Antibody, clone 1F4 ZooMAb<sup>®</sup> Rabbit Monoclonal**



**All Photos** (17)


Product No.	Clonality	Application	Species Reactivity	Citations	SDS
<b>ZRB1787</b>	1F4, recombinant monoclonal	ICC, IHC, WB, affinity binding assay	human, rat	 	



### **Anti-Parkin Antibody, clone 2J8 ZooMAb<sup>®</sup> Rabbit Monoclonal**

**All Photos** (14)


Product No.	Clonality	Application	Species Reactivity	Citations	SDS
<b>ZRB1728</b>	2J8, recombinant monoclonal	ICC, IHC (p), WB, affinity binding assay	human		 



**Anti-PARL antibody produced in rabbit**

**Synonym(s):** Anti-Mitochondrial intramembrane cleaving protease PARL, Anti-Pbeta, Anti-Presenilins-associated rhomboid-like protein, mitochondrial

**All Photos** (3)



Product No.	Clonality	Application	Species Reactivity	Citations	SDS
<b>HPA019545</b>	polyclonal	IF, IHC	human	3	




**Anti-PARN antibody produced in rabbit**

**Synonym(s):** Anti-Deadenylating nuclease antibody produced in rabbit, Anti-Deadenylation nuclease antibody produced in rabbit, Anti-Poly(A)-specific ribonuclease PARN antibody produced in rabbit, Anti-Polyadenylate-specific ribonuclease antibody produced in rabbit

**All Photos** (8)


Product No.	Clonality	Application	Species Reactivity	Citations	SDS
<b>HPA012010</b>	polyclonal	IHC	mouse, human, rat	3	
<b>HPA006314</b>	polyclonal	IHC	human, mouse, rat	3	



**Anti-PARP1 antibody produced in rabbit**

**Synonym(s):** Anti-ADPRT, Anti-PARP, Anti-PPOL, Anti-poly (ADP-ribose) polymerase 1

**All Photos** (7)


Product No.	Clonality	Application	Species Reactivity	Citations	SDS
<b>HPA045168</b>	polyclonal	IF, IHC	human	7	

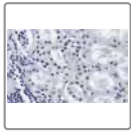


**Anti-PARP2 antibody produced in rabbit**

**Synonym(s):** Anti-ADPRTL2, Anti-poly (ADP-ribose) polymerase 2

## All Photos (5)



Product No.	Clonality	Application	Species Reactivity	Citations	SDS
<a href="#">HPA052003</a>	polyclonal	IF, IHC	human	1	

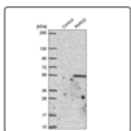


### Anti-PARP-1 Antibody, clone 12N17 Antibody, ZooMAb® Rabbit Monoclonal

**Synonym(s):** ADP-ribosyltransferase diphtheria toxin-like 1, ADPRT 1, ARTD1, DNAADP-ribosyltransferase, EC:2.4.2.30, NAD(+)ADP-ribosyltransferase 1, PARP1, Poly [ADP-ribose] polymerase 1, Poly[ADP-ribose] synthase 1, Protein poly-ADP-ribosyltransferase PARP1

[All Photos](#) (21)


Product No.	Clonality	Application	Species Reactivity	Citations	SDS
<a href="#">ZRB1545</a>	12N17, monoclonal recombinant monoclonal	FACS, ICC, IHC (p), WB	human		 



### Anti-PARS2 antibody produced in rabbit

**Synonym(s):** Anti-CFHL4, Anti-DKFZp727A071, Anti-FHR-4, Anti-FHR4, Anti-prolyl-tRNA synthetase 2, mitochondrial (putative)

[All Photos](#) (2)



Product No.	Clonality	Application	Species Reactivity	Citations	SDS
<a href="#">HPA028314</a>	polyclonal	IHC	human		

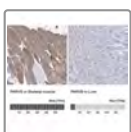


### Anti-Parvalbumin Antibody, clone 4G3 , ZooMAb® Rabbit Monoclonal

**Synonym(s):** PV, Parvalbumin alpha


[All Photos](#) (13)

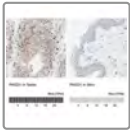
Product No.	Clonality	Application	Species Reactivity	Citations	SDS
<a href="#">ZRB1218</a>	4G3, recombinant monoclonal	ICC, IF, IHC, WB	human, mouse, rat	1	 



### Anti-PARVB antibody produced in rabbit

[All Photos](#) (3)



Product No.	Clonality	Application	Species Reactivity	Citations	SDS
<b>HPA072217</b>	polyclonal	IF, IHC	human		



### Anti-PASD1 antibody produced in rabbit

**Synonym(s):** Anti-CT63, Anti-Cancer/testis antigen 63, Anti-OX-TES-1, Anti-PAS domain-containing protein 1

**All Photos** (14)



Product No.	Clonality	Application	Species Reactivity	Citations	SDS
<b>HPA011122</b>	polyclonal	IF, IHC	human	5	
<b>HPA011152</b>	polyclonal	IF, IHC	human	4	

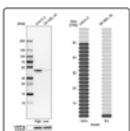


### Anti-PASK antibody produced in rabbit

**Synonym(s):** Anti-PAS domain-containing serine/threonine-protein kinase, Anti-PAS-kinase, Anti-PASKIN, Anti-hPASK

**All Photos** (5)


Product No.	Clonality	Application	Species Reactivity	Citations	SDS
<b>HPA016450</b>	polyclonal	IHC	human		
<b>HPA021079</b>	polyclonal	IF, IHC	human	6	

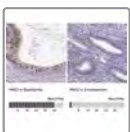


### Anti-PAWR antibody produced in rabbit

**Synonym(s):** Anti-PRKC apoptosis WT1 regulator protein, Anti-Par-4, Anti-Prostate apoptosis response 4 protein


**All Photos** (7)

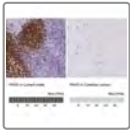
Product No.	Clonality	Application	Species Reactivity	Citations	SDS
<b>HPA012640</b>	polyclonal	IF, IHC	mouse, human, rat	4	



### Anti-PAX2 antibody produced in rabbit

**All Photos** (3)


Product No.	Clonality	Application	Species Reactivity	Citations	SDS
<b>HPA047704</b>	polyclonal	IHC	human	1	



### Anti-PAX5 antibody produced in rabbit

**Synonym(s):** Anti-BSAP



[All Photos](#) (5)

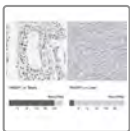
Product No.	Clonality	Application	Species Reactivity	Citations	SDS
<b>HPA056394</b>	polyclonal	IHC	human	2	



### Anti-PAX7 Antibody, clone 2D12 ZooMAb<sup>®</sup> Rabbit Monoclonal

[All Photos](#) (7)


Product No.	Clonality	Application	Species Reactivity	Citations	SDS
<b>ZRB2345</b>	2D12, recombinant monoclonal	ELISA, FACS, IHC, affinity binding assay	human		 




### Anti-PAXIP1 antibody produced in rabbit

**Synonym(s):** Anti-PAX transactivation activation domain- interacting protein, Anti-PAX-interacting protein 1

[All Photos](#) (4)


Product No.	Clonality	Application	Species Reactivity	Citations	SDS
<b>HPA006694</b>	polyclonal	IHC	human	3	



### Anti-PBDC1 antibody produced in rabbit

**Synonym(s):** Anti-CXorf26, Anti-UPF0368 protein Cxorf26 antibody produced in rabbit

[All Photos](#) (6)

Product No.	Clonality	Application	Species Reactivity	Citations	SDS
<b>HPA003155</b>	polyclonal	IF, IHC	human	1	



## Anti-PBK antibody produced in rabbit

**Synonym(s):** Anti-CT84, Anti-Cancer/testis antigen 84, Anti-Lymphokine-activated killer T-cell-originated protein kinase, Anti-MAPKK-like protein kinase, Anti-Nori-3, Anti-PDZ-binding kinase, Anti-SPK, Anti-Spermatogenesis-related protein kinase, Anti-T-LAK cell-originated protein kinase

[All](#)

[Photos](#) (21)

Product No.	Clonality	Application	Species Reactivity	Citations	SDS
<a href="#">HPA050656</a>	polyclonal	IHC	human		
<a href="#">HPA005753</a>	polyclonal	IF, IHC	human	5	



## Anti-PBLD antibody produced in rabbit

**Synonym(s):** Anti-FLJ14767, Anti-MAWBP, Anti-MAWDBP, Anti-Phenazine biosynthesis-like protein domain containing

[All](#)

[Photos](#) (18)

Product No.	Clonality	Application	Species Reactivity	Citations	SDS
<a href="#">HPA038035</a>	polyclonal	IHC	human		
<a href="#">HPA038036</a>	polyclonal	IHC	human	4	



## Anti-PBR/TSPO Antibody, clone 1E8 ZooMAb<sup>®</sup> Rabbit Monoclonal

[All](#)

[Photos](#) (10)


Product No.	Clonality	Application	Species Reactivity	Citations	SDS
<a href="#">ZRB2036</a>	1E8, recombinant monoclonal	ICC, IHC, WB	human		

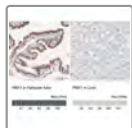
All

Photos (6)

### Anti-PBRM1 antibody produced in rabbit

**Synonym(s):** Anti-BAF180, Anti-BRG1-associated factor 180, Anti-Polybromo-1D, Anti-Protein polybromo-1, Anti-hPB1

Product No.	Clonality	Application	Species Reactivity	Citations	SDS
<a href="#">HPA015629</a>	polyclonal	IHC	mouse, rat, human	6	





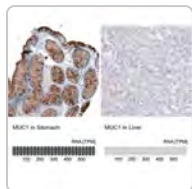
### Anti-PBX1 antibody produced in rabbit

**Synonym(s):** Anti-Homeobox protein PBX1, Anti-Homeobox protein PRL, Anti-Pre-B-cell leukemia transcription factor 1

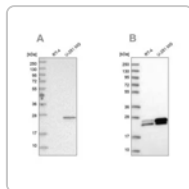
All

Photos (17)

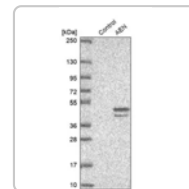
Product No.	Clonality	Application	Species Reactivity	Citations	SDS
<a href="#">HPA003881</a>	polyclonal	IF, IHC	human	2	
<a href="#">HPA003505</a>	polyclonal	IF, IHC	mouse, human, rat	3	



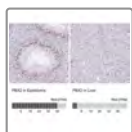
Sigma-Aldrich  
**AMAB91533**  
 Monoclonal  
 Anti-MUC1...



Sigma-Aldrich  
**HPA028118**  
 Anti-GUK1




Sigma-Aldrich  
**HPA0485**  
 Anti-AEN  
 antibody.

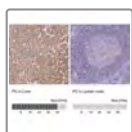


### Anti-PBX2 antibody produced in rabbit

**Synonym(s):** Anti-G17, Anti-HOX12, Anti-PBX2MHC

[All Photos](#) (8)



Product No.	Clonality	Application	Species Reactivity	Citations	SDS
<b>HPA061478</b>	polyclonal	IF, IHC	human	1	

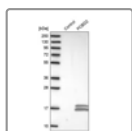


### Anti-PC antibody produced in rabbit

**Synonym(s):** Anti-PCB

[All Photos](#) (10)


Product No.	Clonality	Application	Species Reactivity	Citations	SDS
<b>HPA058765</b>	polyclonal	IF	human		
<b>HPA043922</b>	polyclonal	IF, IHC	human	2	



### Anti-PCBD2 antibody produced in rabbit

**Synonym(s):** Anti-DCOH2, Anti-DCOHM, Anti-Pterin-4  $\alpha$ -carbinolamine dehydratase/dimerization cofactor of hepatocyte nuclear factor 1  $\alpha$  (TCF1) 2

[All Photos](#) (3)

Product No.	Clonality	Application	Species Reactivity	Citations	SDS
<b>HPA036428</b>	polyclonal	IF, IHC	human	1	




### Anti-PCCA antibody produced in rabbit

**Synonym(s):** Anti-propionyl CoA carboxylase, alpha polypeptide



## All Photos (6)



Product No.	Clonality	Application	Species Reactivity	Citations	SDS
<a href="#">HPA047792</a>	polyclonal	IHC	human		

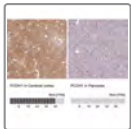


### Anti-PCCB antibody produced in rabbit

**Synonym(s):** Anti-Propionyl CoA carboxylase,  $\beta$  polypeptide

## All Photos (21)



Product No.	Clonality	Application	Species Reactivity	Citations	SDS
<a href="#">HPA036939</a>	polyclonal	IHC	human		
<a href="#">HPA036940</a>	polyclonal	IHC	human	1	



### Anti-PCDH1 antibody produced in rabbit

**Synonym(s):** Anti-pc42, Anti-protocadherin 1

## All Photos (6)


Product No.	Clonality	Application	Species Reactivity	Citations	SDS
<a href="#">HPA050538</a>	polyclonal	IHC	human	1	
<a href="#">HPA047720</a>	polyclonal	IF, IHC	human		

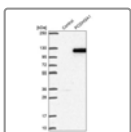


### Anti-PCDHB2 antibody produced in rabbit

**Synonym(s):** Anti-PCDH-BETA2, Anti-protocadherin beta 2

## All Photos (4)


Product No.	Clonality	Application	Species Reactivity	Citations	SDS
<a href="#">HPA007548</a>	polyclonal	IF, IHC	human		

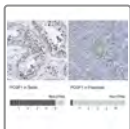


### Anti-PCDHGA1 antibody produced in rabbit

**Synonym(s):** Anti-PCDH- $\gamma$ -A1, Anti-Protocadherin  $\gamma$  subfamily A, 1

## All Photos (2)

Product No.	Clonality	Application	Species Reactivity	Citations	SDS
<a href="#">HPA036547</a>	polyclonal	IHC	human		




## Anti-PCGF1 antibody produced in rabbit

**Synonym(s):** Anti-NSPc1, Anti-Nervous system Polycomb-1, Anti-Polycomb group RING finger protein 1, Anti-RING finger protein 68

**All**


**Photos** (4)

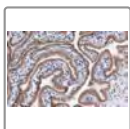
Product No.	Clonality	Application	Species Reactivity	Citations	SDS
<b>HPA011356</b>	polyclonal	IF, IHC	human	4	



## Anti-PCIF1 antibody produced in rabbit

**All Photos** (4)



Product No.	Clonality	Application	Species Reactivity	Citations	SDS
<b>HPA049517</b>	polyclonal	IF, IHC	human	1	




## Anti-PCIF1 Antibody, clone 1E21 ZooMAb<sup>®</sup> Rabbit Monoclonal

**All**

**Photos** (10)

Product No.	Clonality	Application	Species Reactivity	Citations	SDS
<b>ZRB1188</b>	1E21, recombinant monoclonal	ELISA, IHC (p), WB, affinity binding assay	human		 




## Anti-PCK1 antibody produced in rabbit

**Synonym(s):** Anti-PEPCK-C antibody produced in rabbit, Anti-Phosphoenolpyruvate carboxykinase, cytosolic [GTP] antibody produced in rabbit, Anti-Phosphoenolpyruvate carboxylase antibody produced in rabbit

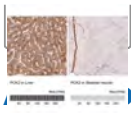
**All**

**Photos** (3)

Product No.	Clonality	Application	Species Reactivity	Citations	SDS
<b>HPA006507</b>	polyclonal	IHC	human	5	



## Anti-PCK2 antibody produced in rabbit



**Synonym(s):** Anti-PEPCK, Anti-PEPCK2

[Photos](#) (16)

Product No.	Clonality	Application	Species Reactivity	Citations	SDS
<a href="#">HPA051162</a>	polyclonal	IF, IHC	human		
<a href="#">HPA053502</a>	polyclonal	IF, IHC	human	3	




### Anti-PCM1 antibody produced in rabbit

**Synonym(s):** Anti-PCM-1, Anti-Pericentriolar material 1 protein, Anti-hPCM-1

[All Photos](#) (5)

Product No.	Clonality	Application	Species Reactivity	Citations	SDS
<a href="#">HPA023374</a>	polyclonal	IF, IHC	human	23	



### Anti-PCMT1 antibody produced in rabbit

**Synonym(s):** Anti-L-Isoaspartyl protein carboxyl methyltransferase antibody produced in rabbit, Anti-PIMT antibody produced in rabbit, Anti-Protein L-isoaspartyl/D-aspartyl methyltransferase antibody produced in rabbit, Anti-Protein-β-aspartate methyltransferase antibody produced in rabbit, Anti-Protein-L-isoaspartate(D-aspartate) O-methyltransferase antibody produced in rabbit

[All Photos](#) (4)

Product No.	Clonality	Application	Species Reactivity	Citations	SDS
<a href="#">HPA003239</a>	polyclonal	IF, IHC	rat, mouse, human	7	

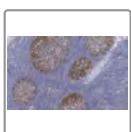


### Anti-PCNA antibody produced in rabbit

**Synonym(s):** Anti-SDR9C3, Anti-proliferating cell nuclear antigen

[All Photos](#) (16)



Product No.	Clonality	Application	Species Reactivity	Citations	SDS
<a href="#">HPA030521</a>	polyclonal	IHC	human	1	
<a href="#">HPA030522</a>	polyclonal	IF, IHC	human	4	



### Anti-PCNA Antibody, clone 3B22 ZOOMAb® Rabbit Monoclonal

**Synonym(s):** Proliferating cell nuclear antigen



[All Photos](#) (17)

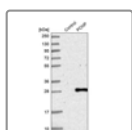
Product No.	Clonality	Application	Species Reactivity	Citations	SDS
<b>ZRB1442</b>	3B22, monoclonal recombinant monoclonal	ICC, IHC, WB, affinity binding assay	human		 



### Anti-PCNA Antibody, clone PC10 ZooMAb® Mouse Monoclonal

**All Photos** (10)


Product No.	Clonality	Application	Species Reactivity	Citations	SDS
<b>ZMS1194</b>	PC10, recombinant monoclonal	ICC, IHC, WB	mouse, rat, human		 



### Anti-PCNP antibody produced in rabbit

**Synonym(s):** Anti-PEST proteolytic signal containing nuclear protein

**All Photos** (3)



Product No.	Clonality	Application	Species Reactivity	Citations	SDS
<b>HPA035011</b>	polyclonal	IF, IHC	human		

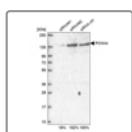


### Anti-PCNT antibody produced in rabbit

**Synonym(s):** Anti-Kendrin, Anti-Pericentrin, Anti-Pericentrin B

**All Photos** (14)


Product No.	Clonality	Application	Species Reactivity	Citations	SDS
<b>HPA016820</b>	polyclonal	IF, IHC	human	8	
<b>HPA019887</b>	polyclonal	IF, IHC	human	7	



### Anti-PCNX4 antibody produced in rabbit

**Synonym(s):** Anti-C14orf135, Anti-HCV F protein-binding protein 2 antibody produced in rabbit, Anti-Hepatitis C virus F protein-binding protein 2 antibody produced in rabbit, Anti-Uncharacterized protein C14orf135 precursor antibody produced in rabbit


**All Photos** (3)

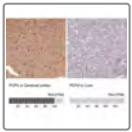
Product No.	Clonality	Application	Species Reactivity	Citations	SDS
<b>HPA002076</b>	polyclonal	IHC	rat, human, mouse	1	



### Anti-PCOLCE antibody produced in rabbit

[All Photos](#) (2)


Product No.	Clonality	Application	Species Reactivity	Citations	SDS
<b>HPA042927</b>	polyclonal	IF	human		



### Anti-PCP4 antibody produced in rabbit

**Synonym(s):** Anti-Brain-specific antigen PCP-4, Anti-Brain-specific polypeptide PEP-19, Anti-Purkinje cell protein 4



[All Photos](#) (6)

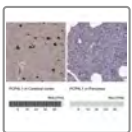
Product No.	Clonality	Application	Species Reactivity	Citations	SDS
<b>HPA005792</b>	polyclonal	IHC	human, mouse	40	



### Anti-PCP4 Antibody, clone 1C4-H2 ZooMAb<sup>®</sup> Rabbit Monoclonal


[All Photos](#) (11)

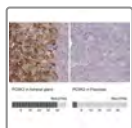
Product No.	Clonality	Application	Species Reactivity	Citations	SDS
<b>ZRB1732</b>	1C4-H2, recombinant monoclonal	ICC, IHC (p), WB, affinity binding assay	human, mouse		 



### Anti-PCP4L1 antibody produced in rabbit

[All Photos](#) (5)


Product No.	Clonality	Application	Species Reactivity	Citations	SDS
<b>HPA052833</b>	polyclonal	IF, IHC	human		

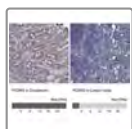


## Anti-PCSK2 antibody produced in rabbit

**Synonym(s):** Anti-NEC2, Anti-PC2, Anti-SPC2, Anti-proprotein convertase subtilisin/kexin type 2

[All Photos](#) (5)


Product No.	Clonality	Application	Species Reactivity	Citations	SDS
<a href="#">HPA049627</a>	polyclonal	IF, IHC	human		

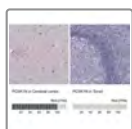


## Anti-PCSK5 antibody produced in rabbit

**Synonym(s):** Anti-PC5, Anti-PC6, Anti-SPC6, Anti-proprotein convertase subtilisin/kexin type 5

[All Photos](#) (4)



Product No.	Clonality	Application	Species Reactivity	Citations	SDS
<a href="#">HPA031072</a>	polyclonal	IF, IHC	human	1	



## Anti-PCSK1N antibody produced in rabbit



**Synonym(s):** Anti-ProSAAS precursor antibody produced in rabbit, Anti-Proprotein convertase 1 inhibitor antibody produced in rabbit, Anti-Proprotein convertase subtilisin/kexin type 1 inhibitor antibody produced in rabbit, Anti-pro-SAAS antibody produced in rabbit

[All Photos](#) (17)

Product No.	Clonality	Application	Species Reactivity	Citations	SDS
<a href="#">HPA003925</a>	polyclonal	IHC	human	1	
<a href="#">HPA064734</a>	polyclonal	IF, IHC	human		

## All Anti-PCYT2 antibody produced in rabbit



**Photos** (14) **Synonym(s):** Anti-CTP:phosphoethanolamine cytidyltransferase, Anti-Ethanolamine-phosphate cytidyltransferase, Anti-Phosphorylethanolamine transferase

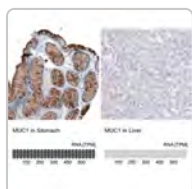
Product No.	Clonality	Application	Species Reactivity	Citations	SDS
<b>HPA023034</b>	polyclonal	IF, IHC	human	2	
<b>HPA023033</b>	polyclonal	IHC	human, rat	2	



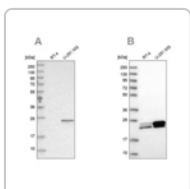
## Anti-PD-1 Antibody, clone 1F7 ZooMAb<sup>®</sup> Rabbit Monoclonal

**All Photos** (11)

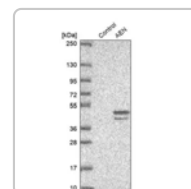
Product No.	Clonality	Application	Species Reactivity	Citations	SDS
<b>ZRB1025</b>	1F7, recombinant monoclonal monoclonal	FACS, ICC, IHC (p), affinity binding assay	human		 



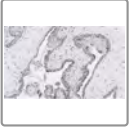
Sigma-Aldrich  
**AMAB91533**  
Monoclonal  
Anti-MUC1...



Sigma-Aldrich  
**HPA028118**  
Anti-GUK1



Sigma-Aldrich  
**HPA0485**  
Anti-AEN  
antibody.





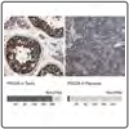
## Anti-PD-L1/CD274 Antibody, clone 3O12 ZooMAb® Rabbit Monoclonal

**Synonym(s):** B7 homolog 1, B7-H1, CD274, PDCD1 ligand 1, Programmed cell death 1 ligand 1, Programmed death ligand 1

[All](#)

[Photos](#) (17)

Product No.	Clonality	Application	Species Reactivity	Citations	SDS
<b>ZRB1026</b>	3O12, recombinant monoclonal monoclonal	ICC, IHC (p), WB, affinity binding assay	human, mouse		 




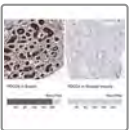
## Anti-PDCD5 antibody produced in rabbit

**Synonym(s):** Anti-Programmed cell death protein 5, Anti-Protein TFAR19, Anti-TF-1 cell apoptosis-related protein 19

[All](#)

[Photos](#) (4)

Product No.	Clonality	Application	Species Reactivity	Citations	SDS
<b>HPA018471</b>	polyclonal	IF, IHC	human	6	




## Anti-PDCD4 antibody produced in rabbit

**Synonym(s):** Anti-Neoplastic transformation inhibitor protein, Anti-Nuclear antigen H731-like, Anti-Programmed cell death protein 4, Anti-Protein 197/15a

[All](#)

[Photos](#) (8)


Product No.	Clonality	Application	Species Reactivity	Citations	SDS
<b>HPA001032</b>	polyclonal	IHC	human, rat, mouse	16	



## Anti-PDCD1 antibody produced in rabbit

[All Photos](#) (6)






Product No.	Clonality	Application	Species Reactivity	Citations	SDS
<b>HPA035981</b>	polyclonal	IHC	human	11	



## Anti-PDCD4 Antibody, clone 1E20 ZooMAb<sup>®</sup> Rabbit Monoclonal

**All Photos** (13)


Product No.	Clonality	Application	Species Reactivity	Citations	SDS
<b>ZRB1790</b>	1E20, recombinant monoclonal	ICC, IHC (p), WB, affinity binding assay	mouse, human		 



## Anti-PDCD6IP antibody produced in rabbit

**Synonym(s):** Anti-ALG-2-interacting protein 1, Anti-Hp95, Anti-PDCD6-interacting protein, Anti-Programmed cell death 6-interacting protein

**All Photos** (6)


Product No.	Clonality	Application	Species Reactivity	Citations	SDS
<b>HPA011905</b>	polyclonal	IF, IHC	human	10	

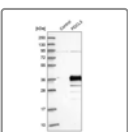


## Anti-PDCL2 antibody produced in rabbit

**Synonym(s):** Anti-GCPHLP, Anti-phosducin-like 2

**All Photos** (4)


Product No.	Clonality	Application	Species Reactivity	Citations	SDS
<b>HPA048260</b>	polyclonal	IHC, WB	human		




## Anti-PDCL3 antibody produced in rabbit

**Synonym(s):** Anti-HTPHLP, Anti-PhPL3, Anti-Phosducin-like protein 3, Anti-VIAF-1, Anti-Viral IAP-associated factor 1

**All Photos** (3)


Product No.	Clonality	Application	Species Reactivity	Citations	SDS
<a href="#">HPA018469</a>	polyclonal	IF, IHC	human	4	




### Anti-PDCL antibody produced in rabbit

**Synonym(s):** Anti-PHLP, Anti-Phosducin-like protein

[All Photos](#) (3)


Product No.	Clonality	Application	Species Reactivity	Citations	SDS
<a href="#">HPA021571</a>	polyclonal	IF, IHC	human	1	

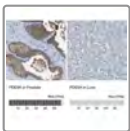


### Anti-PDE1A antibody produced in rabbit

**Synonym(s):** Anti-61 kDa Cam-PDE, Anti-Calcium/calmodulin-dependent 3',5'-cyclic nucleotide phosphodiesterase 1A, Anti-Cam-PDE 1A, Anti-hCam-1

[All Photos](#) (2)


Product No.	Clonality	Application	Species Reactivity	Citations	SDS
<a href="#">HPA022151</a>	polyclonal	IHC	human		



### Anti-PDE9A antibody produced in rabbit

**Synonym(s):** Anti-High affinity cGMP-specific 3',5'-cyclic phosphodiesterase 9A

[All Photos](#) (4)



Product No.	Clonality	Application	Species Reactivity	Citations	SDS
<a href="#">HPA011380</a>	polyclonal	IF, IHC	human	2	



### Anti-PDE6A antibody produced in rabbit

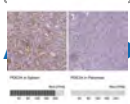
**Synonym(s):** PDEA, RP43

[All Photos](#) (11)

Product No.	Clonality	Application	Species Reactivity	Citations	SDS
<a href="#">HPA074677</a>	polyclonal	IHC	human		
<a href="#">HPA016970</a>	polyclonal	IHC	human	4	




### Anti-PDE2A antibody produced in rabbit



[Photos](#) (3)

Product No.	Clonality	Application	Species Reactivity	Citations	SDS
<a href="#">HPA031192</a>	polyclonal	IHC	human		



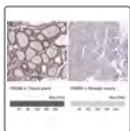
### Anti-PDE3A antibody produced in rabbit

**Synonym(s):** Anti-CGI-PDE A, Anti-Cyclic GMP-inhibited phosphodiesterase A, Anti-cGMP-inhibited 3',5'-cyclic phosphodiesterase A

[All](#)

[Photos](#) (6)

Product No.	Clonality	Application	Species Reactivity	Citations	SDS
<a href="#">HPA014492</a>	polyclonal	IF, IHC	human	4	



### Anti-PDE8B antibody produced in rabbit

**Synonym(s):** Anti-Phosphodiesterase 8B

[All Photos](#) (3)

Product No.	Clonality	Application	Species Reactivity	Citations	SDS
<a href="#">HPA036912</a>	polyclonal	IHC	human		



### Anti-PDE4B Antibody, clone 1E9 ZooMAb® Rabbit Monoclonal

**Synonym(s):** 5'-cyclic phosphodiesterase 4B, DPDE4, EC:3.1.4.53, PDE32, cAMP-specific 3'

[All](#)

[Photos](#) (12)


Product No.	Clonality	Application	Species Reactivity	Citations	SDS
<a href="#">ZRB1583</a>	1E9, monoclonal recombinant monoclonal	ICC, IHC, WB, affinity binding assay	human, mouse		



### Anti-PDE4C antibody produced in rabbit

**Synonym(s):** Anti-DPDE1


[All Photos](#) (3)


Product No.	Clonality	Application	Species Reactivity	Citations	SDS
<b>HPA048975</b>	polyclonal	IHC	human		



### Anti-PDE6D antibody produced in rabbit

[All Photos](#) (7)


Product No.	Clonality	Application	Species Reactivity	Citations	SDS
<b>HPA037433</b>	polyclonal	IHC	human		

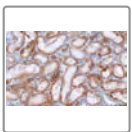


### Anti-PDE4DIP antibody produced in rabbit

**Synonym(s):** CMYA2, KIAA0454, KIAA0477, MMGL



[All Photos](#) (2)

Product No.	Clonality	Application	Species Reactivity	Citations	SDS
<b>HPA008162</b>	polyclonal	WB	mouse, rat, human	3	



### Anti-PDGF-C Antibody, clone 4D14 ZooMAb<sup>®</sup> Rabbit Monoclonal




[All Photos](#) (11)

Product No.	Clonality	Application	Species Reactivity	Citations	SDS
<b>ZRB2443</b>	4D14, recombinant monoclonal	ICC, IHC (p), WB, affinity binding assay	human		 

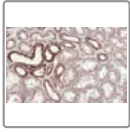


### Anti-PDH kinase 1 Antibody, clone 1C7-H1 ZooMAb<sup>®</sup> Rabbit Monoclonal

[All Photos](#) (7)



Product No.	Clonality	Application	Species Reactivity	Citations	SDS
<b>ZRB2163</b>	recombinant monoclonal	FACS, ICC, IHC,	mouse, human, rat		  

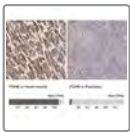
Product No.	Clonality	Application	Species Reactivity	Citations	SDS
		WB, affinity binding assay			



## Anti-PDHA1 Antibody, clone 1B13 ZooMAb<sup>®</sup> Rabbit Monoclonal

**All Photos** (12)



Product No.	Clonality	Application	Species Reactivity	Citations	SDS
<b>ZRB1914</b>	1B13, recombinant monoclonal	FACS, ICC, IHC (p), WB, affinity binding assay	human, mouse, rat		 

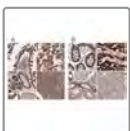


## Anti-PDHB antibody produced in rabbit

**Synonym(s):** Anti-Pyruvate dehydrogenase (lipoamide)  $\beta$

**All Photos** (15)



Product No.	Clonality	Application	Species Reactivity	Citations	SDS
<b>HPA036744</b>	polyclonal	IHC	human	1	
<b>HPA036745</b>	polyclonal	IF, IHC	human		



## Anti-PDHX antibody produced in rabbit

**Synonym(s):** Anti-DLDBP, Anti-E3BP, Anti-OPDX, Anti-PDX1, Anti-ProX, Anti-Pyruvate dehydrogenase complex, component X



**All Photos** (14)

Product No.	Clonality	Application	Species Reactivity	Citations	SDS
<b>HPA038485</b>	polyclonal	IHC	human	1	
<b>HPA038484</b>	polyclonal	IHC	human	1	



## Anti-PDI Antibody, clone 1M19 ZooMAb® Rabbit Monoclonal

**All Photos** (11)



Product No.	Clonality	Application	Species Reactivity	Citations	SDS
<b>ZRB1846</b>	1M19, recombinant monoclonal	ICC, IHC (p), WB, affinity binding assay	rat, human, mouse		 

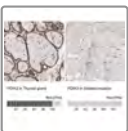


## Anti-PDIA6 antibody produced in rabbit

**Synonym(s):** Anti-ERp5, Anti-P5, Anti-TXNDC7, Anti-protein disulfide isomerase family A, member 6

**All Photos** (15)



Product No.	Clonality	Application	Species Reactivity	Citations	SDS
<b>HPA034653</b>	polyclonal	IHC	human, rat, mouse	1	
<b>HPA034652</b>	polyclonal	IF, IHC	human		



## Anti-PDIA3 antibody produced in rabbit

**Synonym(s):** Anti-58 kDa glucose-regulated protein antibody produced in rabbit, Anti-58 kDa microsomal protein antibody produced in rabbit, Anti-Disulfide isomerase ER-60 antibody produced in rabbit, Anti-ERp57 antibody produced in rabbit, Anti-ERp60 antibody produced in rabbit, Anti-Protein disulfide-isomerase A3 precursor antibody produced in rabbit, Anti-p58 antibody produced in rabbit

**All Photos** (19)



Product No.	Clonality	Application	Species Reactivity	Citations	SDS
<b>HPA003230</b>	polyclonal	IF, IHC	mouse, rat, human	11	
<b>HPA002645</b>	polyclonal	IF, IHC	human	3	



## Anti-PDIA5 antibody produced in rabbit



**Synonym(s):** Anti-FLJ30401, Anti-PDIR, Anti-protein disulfide isomerase family A, member 5

**All Photos** (15)

Product No.	Clonality	Application	Species Reactivity	Citations	SDS
<b>HPA030353</b>	polyclonal	IHC	human		
<b>HPA030355</b>	polyclonal	IF, IHC	mouse, human, rat		

## All Anti-PDIA3 antibody produced in rabbit



**Photos** (19) **Synonym(s):** Anti-58 kDa glucose-regulated protein antibody produced in rabbit, Anti-58 kDa microsomal protein antibody produced in rabbit, Anti-Disulfide isomerase ER-60 antibody produced in rabbit, Anti-ERp57 antibody produced in rabbit, Anti-ERp60 antibody produced in rabbit, Anti-Protein disulfide-isomerase A3 precursor antibody produced in rabbit, Anti-p58 antibody produced in rabbit

Product No.	Clonality	Application	Species Reactivity	Citations	SDS
<b>HPA003230</b>	polyclonal	IF, IHC	mouse, rat, human	11	
<b>HPA002645</b>	polyclonal	IF, IHC	human	3	

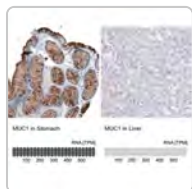


## Anti-PDK1 Antibody, clone 1E13 ZooMAb<sup>®</sup> Rabbit Monoclonal

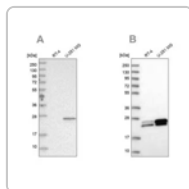
**All Photos** (15)

Product No.	Clonality	Application	Species Reactivity	Citations	SDS
<b>ZRB1874</b>	1E13, recombinant monoclonal	ELISA, ICC, IHC, WB, affinity binding assay	rat, mouse, human		 

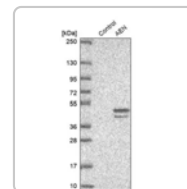




Sigma-Aldrich  
**AMAB91533**  
 Monoclonal  
 Anti-MUC1...



Sigma-Aldrich  
**HPA028118**  
 Anti-GUK1





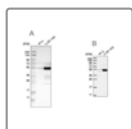
Sigma-Aldrich  
**HPA0485**  
 Anti-AEN  
 antibody.



### Anti-PDK4 Antibody, clone 2H5 ZooMAb® Rabbit Monoclonal

**All Photos** (11)



Product No.	Clonality	Application	Species Reactivity	Citations	SDS
<b>ZRB1921</b>	2H5, recombinant monoclonal	ICC, IHC (p), WB, affinity binding assay	human, rat	 	



### Anti-PDLIM7 antibody produced in rabbit

**Synonym(s):** Anti-LIM mineralization protein, Anti-LMP, Anti-PDZ and LIM domain protein 7, Anti-Protein enigma

**All Photos** (6)


Product No.	Clonality	Application	Species Reactivity	Citations	SDS
<b>HPA048815</b>	polyclonal	IF	human		
<b>HPA018794</b>	polyclonal	IF, IHC	human	6	



### Anti-PDLIM3 antibody produced in rabbit

**Synonym(s):** Anti-Actinin-associated LIM protein, Anti-Alpha-actinin-2-associated LIM protein, Anti-PDZ and LIM domain protein 3

**All Photos** (5)


Product No.	Clonality	Application	Species Reactivity	Citations	SDS
<b>HPA004749</b>	polyclonal	IHC	human	3	

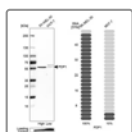


### Anti-PDLIM5 antibody produced in rabbit

**Synonym(s):** Anti-Enigma homolog, Anti-Enigma-like PDZ and LIM domains protein, Anti-PDZ and LIM domain protein 5

**All Photos** (8)



Product No.	Clonality	Application	Species Reactivity	Citations	SDS
<b>HPA016740</b>	polyclonal	IF, IHC	human	5	



### Anti-PDP1 antibody produced in rabbit

**Synonym(s):** Anti-EC 3.1.3.43, Anti-PDP 1, Anti-PDPC 1, Anti-PPM2C antibody produced in rabbit, Anti-Protein phosphatase 2C, Anti-Pyruvate dehydrogenase phosphatase, catalytic subunit 1, Anti-[Pyruvate dehydrogenase [acetyl-transferring]]-phosphatase 1, mitochondrial precursor

**All Photos** (14)


Product No.	Clonality	Application	Species Reactivity	Citations	SDS
<b>HPA021152</b>	polyclonal	IF, IHC	human	5	
<b>HPA019081</b>	polyclonal	IHC	rat, mouse, human	7	

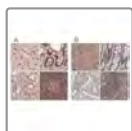


### Anti-PDPN antibody produced in rabbit

**Synonym(s):** Anti-Aggrus, Anti-Glycoprotein 36, Anti-Gp36, Anti-PA226 antigen, Anti-Podoplanin precursor, Anti-T1-alpha, Anti-T1A

**All Photos** (6)


Product No.	Clonality	Application	Species Reactivity	Citations	SDS
<b>HPA007534</b>	polyclonal	IHC	human	4	




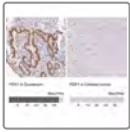
### Anti-PDS5A antibody produced in rabbit

**Synonym(s):** Anti-KIAA0648, Anti-PIG54, Anti-SCC-112, Anti-PDS5, regulator of cohesion maintenance, homolog A (*S. cerevisiae*)

**All Photos** (15)

Product No.	Clonality	Application	Species Reactivity	Citations	SDS
<b>HPA036661</b>	polyclonal	IF, IHC	human		


Product No.	Clonality	Application	Species Reactivity	Citations	SDS
<a href="#">HPA036662</a>	polyclonal	IF, IHC	mouse, human, rat		



### Anti-PDX1 antibody produced in rabbit

**Synonym(s):** Anti-IDX-1, Anti-IPF1, Anti-MODY4, Anti-PDX-1, Anti-STF-1

[All Photos](#) (6)




Product No.	Clonality	Application	Species Reactivity	Citations	SDS
<a href="#">HPA059146</a>	polyclonal	IF, IHC	human		

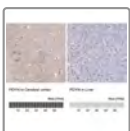


### Anti-PDXK antibody produced in rabbit

**Synonym(s):** Anti-C21orf124, Anti-C21orf97, Anti-FLJ21324, Anti-FLJ31940, Anti-MGC15873, Anti-PKH, Anti-PNK, Anti-PRED79, Anti-pyridoxal (pyridoxine, vitamin B6) kinase

[All Photos](#) (14)


Product No.	Clonality	Application	Species Reactivity	Citations	SDS
<a href="#">HPA030198</a>	polyclonal	IHC	human		
<a href="#">HPA030196</a>	polyclonal	IF, IHC	rat, mouse, human	3	
<a href="#">HPA030197</a>	polyclonal	IF, IHC	human, mouse		

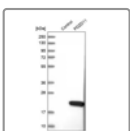


### Anti-PDYN antibody produced in rabbit

**Synonym(s):** Anti-ADCA, Anti-PENKB, Anti-SCA23, Anti-prodynorphin

[All Photos](#) (6)


Product No.	Clonality	Application	Species Reactivity	Citations	SDS
<a href="#">HPA053342</a>	polyclonal	IHC	human		

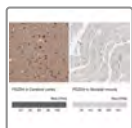


### Anti-PDZD11 antibody produced in rabbit

**Synonym(s):** Anti-PDZ domain-containing protein 11

[All Photos](#) (2)

Product No.	Clonality	Application	Species Reactivity	Citations	SDS
<a href="#">HPA003972</a>	polyclonal	IHC	human	2	



## Anti-PDZD4 antibody produced in rabbit

**Synonym(s):** Anti-PDZ domain-containing RING finger protein 4-like protein antibody produced in rabbit, Anti-PDZ domain-containing protein 4 antibody produced in rabbit

All

[Photos \(3\)](#)

Product No.	Clonality	Application	Species Reactivity	Citations	SDS
<a href="#">HPA003878</a>	polyclonal	IHC	human	2	



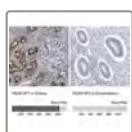
## Anti-PDZK1 antibody produced in rabbit

**Synonym(s):** Anti-CFTR-associated protein of 70 kDa, Anti-Na/Pi cotransporter C-terminal-associated protein, Anti-NaPi-Cap1, Anti-PDZ domain-containing protein 1, Anti-Sodium-hydrogen exchanger regulatory factor 3

All

[Photos \(13\)](#)

Product No.	Clonality	Application	Species Reactivity	Citations	SDS
<a href="#">HPA005755</a>	polyclonal	IHC	human	3	
<a href="#">HPA006155</a>	polyclonal	IF, IHC	rat, mouse, human	3	



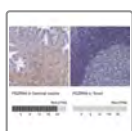
## Anti-PDZK1IP1 antibody produced in rabbit

**Synonym(s):** Anti-17 kDa membrane-associated protein, Anti-PDZK1-interacting protein 1, Anti-Protein DD96

All

[Photos \(7\)](#)

Product No.	Clonality	Application	Species Reactivity	Citations	SDS
<a href="#">HPA014907</a>	polyclonal	IF, IHC	human	6	



## Anti-PDZRN4

**Synonym(s):** DKFZp434B0417, FLJ33777, IMAGE5767589, LNX4

[All Photos \(3\)](#)


Product No.	Clonality	Application	Species Reactivity	Citations	SDS
<a href="#">HPA042101</a>	polyclonal	IHC	human		



## Anti-PEA15

**Synonym(s):** HMAT1, HUMMAT1H, MAT1, MAT1H, PEA-15, PED

## All Photos (3)



Product No.	Clonality	Application	Species Reactivity	Citations	SDS
<a href="#">HPA070820</a>	polyclonal	IHC	human		

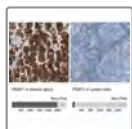


### Anti-PEA15 Antibody, clone 2J13 ZooMAb<sup>®</sup> Rabbit Monoclonal

**Synonym(s):** 15 kDa phosphoprotein enriched in astrocytes, Astrocytic phosphoprotein PEA-15, PED, Phosphoprotein enriched in diabetes

## All Photos (11)


Product No.	Clonality	Application	Species Reactivity	Citations	SDS
<a href="#">ZRB1444</a>	2J13, monoclonal recombinant monoclonal	ICC, IHC (p), WB, affinity binding assay	rat, mouse, human, monkey		 



### Anti-PEBP1 antibody produced in rabbit

**Synonym(s):** Anti-HCNPpp, Anti-Neuropolypeptide h3, Anti-PEBP-1, Anti-Phosphatidylethanolamine-binding protein 1, Anti-Prostatic-binding protein, Anti-RKIP, Anti-Raf kinase inhibitor protein

## All Photos (5)



Product No.	Clonality	Application	Species Reactivity	Citations	SDS
<a href="#">HPA008819</a>	polyclonal	IHC	human	4	



### Anti-PECR antibody produced in rabbit

**Synonym(s):** Anti-2,4-dienoyl-CoA reductase-related protein, Anti-DCR-RP, Anti-HPDHase, Anti-Peroxisomal trans-2-enoyl-CoA reductase, Anti-TERP, Anti-pVI-ARL

## All Photos (13)

Product No.	Clonality	Application	Species Reactivity	Citations	SDS
<a href="#">HPA022539</a>	polyclonal	IHC	human	4	
<a href="#">HPA021593</a>	polyclonal	IF, IHC	human	1	





### Anti-PEDF (SERPIN F1) Antibody, clone 2C16 ZooMAb<sup>®</sup> Rabbit Monoclonal

**All**

**Photos** (8)

**Synonym(s):** Cell proliferation-inducing gene 35 protein, EPC-1, PEDF, Pigment epithelium-derived factor

Product No.	Clonality	Application	Species Reactivity	Citations	SDS
<b>ZRB1501</b>	2C16, monoclonal recombinant monoclonal	IHC (p), WB, affinity binding assay	human		 





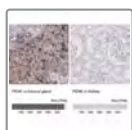
### Anti-PEG10 antibody produced in rabbit

**Synonym(s):** Anti-40970, Anti-HB-1, Anti-KIAA1051, Anti-MEF3L, Anti-Mart2, Anti-RGAG3, Anti-paternally expressed 10

**All**

**Photos** (7)


Product No.	Clonality	Application	Species Reactivity	Citations	SDS
<b>HPA029915</b>	polyclonal	IHC	human	1	
<b>HPA051038</b>	polyclonal	IF, IHC	human	5	

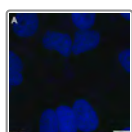


### Anti-PENK antibody produced in rabbit

**Synonym(s):** Anti-Proenkephalin A precursor

**All Photos** (4)



Product No.	Clonality	Application	Species Reactivity	Citations	SDS
<b>HPA013138</b>	polyclonal	IHC	human	3	



### Anti-Peptide 2A Antibody, clone 2F13 ZooMAb<sup>®</sup> Rabbit Monoclonal

**All**

**Photos** (10)

Product No.	Clonality	Application	Species Reactivity	Citations	SDS
<b>ZRB1746</b>	2F13, recombinant monoclonal	ICC, WB, affinity binding assay	virus		 





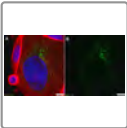
### Anti-PER2 Antibody, clone 1G17 ZooMAb<sup>®</sup> Rabbit Monoclonal



**Photos** (13)



**Synonym(s):** Circadian clock protein PERIOD 2, Period circadian protein homolog 2, hPER2

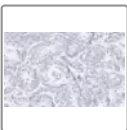
Product No.	Clonality	Application	Species Reactivity	Citations	SDS
<b>ZRB1076</b>	1G17, recombinant monoclonal monoclonal	ICC, IHC (p), affinity binding assay	human	 	



**All Photos** (6)

### Anti-Perforin-1 Antibody, clone dG9 ZooMAb® Mouse Monoclonal



Product No.	Clonality	Application	Species Reactivity	Citations	SDS
<b>ZMS1188</b>	dG9, recombinant monoclonal	FACS, ICC, WB	human	 	

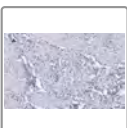


**All Photos** (20)

### Anti-Pericentrin Antibody, clone 2H11, ZooMAb® Rabbit Monoclonal



**Synonym(s):** Kendrin, Pericentrin-B

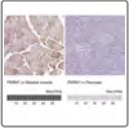
Product No.	Clonality	Application	Species Reactivity	Citations	SDS
<b>ZRB1318</b>	2H11, monoclonal recombinant monoclonal	ICC, IHC, WB, affinity binding assay	human	 	



**All Photos** (13)



### Anti-Peripherin Antibody, clone 1D4, ZooMAb® Rabbit Monoclonal

Product No.	Clonality	Application	Species Reactivity	Citations	SDS
<b>ZRB1174</b>	1D4, recombinant monoclonal	ICC, IHC (p), WB	mouse, rat, human	 	





## Anti-PERM1 antibody produced in rabbit

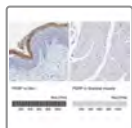
### All Photos (10)

Product No.	Clonality	Application	Species Reactivity	Citations	SDS
<b>HPA031712</b>	polyclonal	IHC	human	4	
<b>HPA031711</b>	polyclonal	IHC	human	5	



**All** **Anti-Peroxiredoxin 1 Antibody, clone 1G22 ZooMAb<sup>®</sup> Rabbit**  
**Photos** (8) **Monoclonal**


Product No.	Clonality	Application	Species Reactivity	Citations	SDS
<b>ZRB2133</b>	1G22, recombinant monoclonal	IHC, WB, affinity binding assay	human, rat, mouse		 

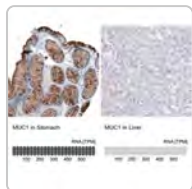


**Anti-PERP antibody produced in rabbit**

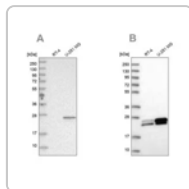
**Synonym(s):** Anti-KCP-1, Anti-Keratinocytes-associated protein 1, Anti-P53-induced protein  
PIGPC1, Anti-Transmembrane protein THW, Anti-p53 apoptosis effector related to PMP-22

**All**  
**Photos** (6)

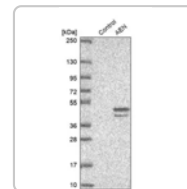
Product No.	Clonality	Application	Species Reactivity	Citations	SDS
<b>HPA022269</b>	polyclonal	IHC	human	1	



Sigma-Aldrich  
**AMAB91533**  
 Monoclonal  
 Anti-MUC1...



Sigma-Aldrich  
**HPA028118**  
 Anti-GUK1



Sigma-Aldrich  
**HPA0485**  
 Anti-AEN  
 antibody.

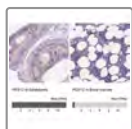


### Anti-PES1 antibody produced in rabbit

**Synonym(s):** Anti-PES

[All Photos](#) (6)

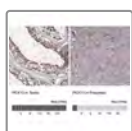
Product No.	Clonality	Application	Species Reactivity	Citations	SDS
<b>HPA062439</b>	polyclonal	IHC	human	1	
<b>HPA066670</b>	polyclonal	IF	human	1	
<b>HPA040210</b>	polyclonal	IF	human	1	



### Anti-PEX12 antibody produced in rabbit

[All Photos](#) (4)

Product No.	Clonality	Application	Species Reactivity	Citations	SDS
<b>HPA069386</b>	polyclonal	IHC	human		



### Anti-PEX13 antibody produced in rabbit

**Synonym(s):** Anti-Peroxisomal biogenesis factor 13

[All Photos](#) (16)

Product No.	Clonality	Application	Species Reactivity	Citations	SDS
<b>HPA032141</b>	polyclonal	IF, IHC	human		
<b>HPA032142</b>	polyclonal	IHC	human		

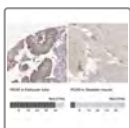


## Anti-PEX5 antibody produced in rabbit

**Synonym(s):** Anti-PTS1R, Anti-PXR1, Anti-Peroxisomal biogenesis factor 5

[All Photos](#) (23)

Product No.	Clonality	Application	Species Reactivity	Citations	SDS
<a href="#">HPA039260</a>	polyclonal	IF, IHC	human		
<a href="#">HPA039259</a>	polyclonal	IF, IHC	human, mouse	1	



## Anti-PEX6 antibody produced in rabbit

**Synonym(s):** Anti-PAF-2, Anti-Peroxin-6, Anti-Peroxisomal biogenesis factor 6, Anti-Peroxisomal-type ATPase 1, Anti-Peroxisome assembly factor 2

[All Photos](#) (7)

Product No.	Clonality	Application	Species Reactivity	Citations	SDS
<a href="#">HPA025924</a>	polyclonal	IHC	mouse, rat, human	1	



## Anti-PEX3 antibody produced in rabbit

[All Photos](#) (4)

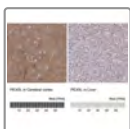
Product No.	Clonality	Application	Species Reactivity	Citations	SDS
<a href="#">HPA058006</a>	polyclonal	IHC, WB	human		



## Anti-PEX14 Antibody, clone 1D7 ZooMAb<sup>®</sup> Rabbit Monoclonal

[All Photos](#) (6)


Product No.	Clonality	Application	Species Reactivity	Citations	SDS
<a href="#">ZRB2470</a>	recombinant monoclonal	FACS, ICC, IHC, WB	mouse, rat, human		

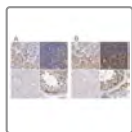


## Anti-PEX5L antibody produced in rabbit

**Synonym(s):** Anti-PEX5R, Anti-PXR2

## All Photos (4)



Product No.	Clonality	Application	Species Reactivity	Citations	SDS
<a href="#">HPA058026</a>	polyclonal	IHC	human		

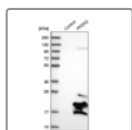


### Anti-PFAS antibody produced in rabbit

**Synonym(s):** Anti-FGAM synthase, Anti-FGAMS, Anti-FGARAT, Anti-Formylglycinamide ribotide amidotransferase, Anti-Phosphoribosylformylglycinamide synthase

## All Photos (18)


Product No.	Clonality	Application	Species Reactivity	Citations	SDS
<a href="#">HPA022140</a>	polyclonal	IHC	human		
<a href="#">HPA022886</a>	polyclonal	IF, IHC	rat, mouse, human	2	



### Anti-PFDN2 antibody produced in rabbit

**Synonym(s):** Anti-prefoldin subunit 2

## All Photos (3)



Product No.	Clonality	Application	Species Reactivity	Citations	SDS
<a href="#">HPA028700</a>	polyclonal	IF, IHC	human		




### Anti-PFDN6 antibody produced in rabbit

**Synonym(s):** Anti-H2-KE2, Anti-HKE2, Anti-KE-2, Anti-PFD6, Anti-prefoldin subunit 6

## All Photos (12)


Product No.	Clonality	Application	Species Reactivity	Citations	SDS
<a href="#">HPA043032</a>	polyclonal	IHC	human		
<a href="#">HPA048123</a>	polyclonal	IF, IHC	human		




### Anti-PFDN4 antibody produced in rabbit

**Synonym(s):** Anti-Prefoldin subunit 4, Anti-Protein C-1

## All Photos (2)


Product No.	Clonality	Application	Species Reactivity	Citations	SDS
<a href="#">HPA024055</a>	polyclonal	IHC	human		

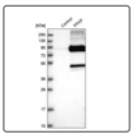


### Anti-PFKFB3 antibody produced in rabbit

**Synonym(s):** Anti-6-phosphofructo-2-kinase/fructose-2,6-biphosphatase 3, Anti-6PF-2-K/Fru-2,6-P2ASE brain/placenta-type isozyme, Anti-Renal carcinoma antigen NY-REN-56, Anti-iPFK-2

[All Photos](#) (2)


Product No.	Clonality	Application	Species Reactivity	Citations	SDS
<a href="#">HPA008266</a>	polyclonal	IF, IHC	human	3	

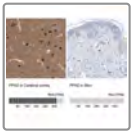


### Anti-PFKP antibody produced in rabbit

**Synonym(s):** Anti-PFK-C, Anti-PFKF, Anti-Phosphofructokinase, platelet

[All Photos](#) (2)


Product No.	Clonality	Application	Species Reactivity	Citations	SDS
<a href="#">HPA018257</a>	polyclonal	IHC	human	6	

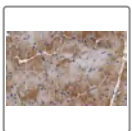


### Anti-PFN2 antibody produced in rabbit

**Synonym(s):** Anti-Profilin 2



[All Photos](#) (6)


Product No.	Clonality	Application	Species Reactivity	Citations	SDS
<a href="#">HPA035611</a>	polyclonal	IHC	mouse, rat, human		



### Anti-p38γ MAPK Antibody, clone 1N13 ZooMAb<sup>®</sup> Rabbit Monoclonal

[All Photos](#) (19)

Product No.	Clonality	Application	Species Reactivity	Citations	SDS
<a href="#">ZRB1610</a>	1N13, recombinant monoclonal	ICC, IHC (p), WB	rat, human		 

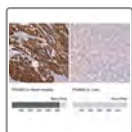


### Anti-PGAM5 antibody produced in rabbit

**Synonym(s):** Anti-BXLBv68, Anti-MGC5352, Anti-Phosphoglycerate mutase Family member 5



Product No.	Clonality	Application	Species Reactivity	Citations	SDS
<a href="#">HPA036978</a>	polyclonal	IF, IHC	human	2	

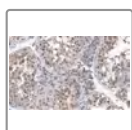


### Anti-PGAM2 antibody produced in rabbit

**Synonym(s):** Anti-PGAM-M

[All Photos](#) (4)

Product No.	Clonality	Application	Species Reactivity	Citations	SDS
<a href="#">HPA060173</a>	polyclonal	IHC	human	1	



### Anti-PGAM5 Antibody, clone 2J4 ZooMAb® Rabbit Monoclonal

**Synonym(s):** Bcl-XL-binding protein v68, Phosphoglycerate mutase family member 5, Serine/threonine-protein phosphatase PGAM5 mitochondrial

[All Photos](#) (15)

Product No.	Clonality	Application	Species Reactivity	Citations	SDS
<a href="#">ZRB1055</a>	2J4, recombinant monoclonal monoclonal	ICC, IHC (p), WB, affinity binding assay	mouse, human		




### Anti-PGC antibody produced in rabbit

**Synonym(s):** Anti-progastricsin (pepsinogen C), Anti-Progastricsin (pepsinogen C)

[All Photos](#) (15)


Product No.	Clonality	Application	Species Reactivity	Citations	SDS
<a href="#">HPA031718</a>	polyclonal	IHC	human	1	
<a href="#">HPA031717</a>	polyclonal	IHC	human		



### Anti-PGC-1α(N-terminal) antibody produced in rabbit

**Synonym(s):** Anti-LEM6, Anti-PGC1, Anti-Peroxisome proliferator-activated receptor gamma, coactivator 1 alpha, PPARGC1A

## All Photos (2)



Product No.	Clonality	Application	Species Reactivity	Citations	SDS
<a href="#">SAB4200226</a>	polyclonal	WB	human	4	

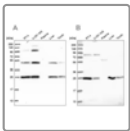


### Anti-PGD antibody produced in rabbit

**Synonym(s):** Anti-phosphogluconate dehydrogenase

## All Photos (18)



Product No.	Clonality	Application	Species Reactivity	Citations	SDS
<a href="#">HPA031315</a>	polyclonal	IF, IHC	human		
<a href="#">HPA031314</a>	polyclonal	IHC	human, mouse	8	

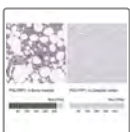


### Anti-PGLS antibody produced in rabbit

**Synonym(s):** Anti-6-phosphogluconolactonase, Anti-6PGL

## All Photos (6)


Product No.	Clonality	Application	Species Reactivity	Citations	SDS
<a href="#">HPA042032</a>	polyclonal	IF, IHC	human		
<a href="#">HPA040744</a>	polyclonal	IF, IHC	human		

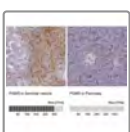


### Anti-PGLYRP1 antibody produced in rabbit

**Synonym(s):** Anti-PGLYRP, Anti-PGRP, Anti-PGRP-S, Anti-PGRPS, Anti-Peptidoglycan Recognition Protein 1, Anti-TAG7, Anti-TNFSF3L

## All Photos (3)


Product No.	Clonality	Application	Species Reactivity	Citations	SDS
<a href="#">HPA045702</a>	polyclonal	IHC	human		




### Anti-PGM5

**Synonym(s):** PGM5

## All Photos (4)



Product No.	Clonality	Application	Species Reactivity	Citations	SDS
<b>HPA067102</b>	polyclonal	IHC, WB	human		

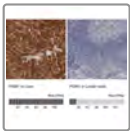


### Anti-PGM3 antibody produced in rabbit

**Synonym(s):** Anti-AGM1, Anti-DKFZP434B187, Anti-PAGM, Anti-phosphoglucomutase 3

[All Photos](#) (8)


Product No.	Clonality	Application	Species Reactivity	Citations	SDS
<b>HPA029759</b>	polyclonal	IHC	human		
<b>HPA029760</b>	polyclonal	IF, IHC	rat, human	1	

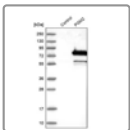


### Anti-PGM1 antibody produced in rabbit

**Synonym(s):** Anti-Glucose phosphomutase 1, Anti-PGM 1, Anti-Phosphoglucomutase-1

[All Photos](#) (7)


Product No.	Clonality	Application	Species Reactivity	Citations	SDS
<b>HPA024190</b>	polyclonal	IF, IHC	human	4	



### Anti-PGM2 antibody produced in rabbit

**Synonym(s):** Anti-FLJ10983


[All Photos](#) (3)


Product No.	Clonality	Application	Species Reactivity	Citations	SDS
<b>HPA040676</b>	polyclonal	IF, IHC	human		



**All Photos (4) Anti-PGM2L1 antibody produced in rabbit**

**Synonym(s):** Anti-BM32A, Anti-FLJ32029



Product No.	Clonality	Application	Species Reactivity	Citations	SDS
<b>HPA056995</b>	polyclonal	IHC	human		

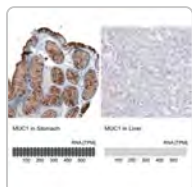


**Anti-PGP antibody produced in rabbit**

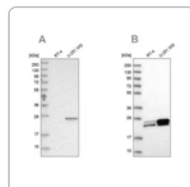
**Synonym(s):** Anti-phosphoglycolate phosphatase

**All Photos (8)**

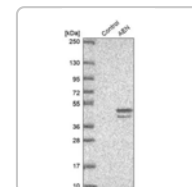
Product No.	Clonality	Application	Species Reactivity	Citations	SDS
<b>HPA043096</b>	polyclonal	IHC	human	4	
<b>HPA046739</b>	polyclonal	IF, IHC	human		



**Sigma-Aldrich**  
**AMAB91533**  
**Monoclonal**  
**Anti-MUC1...**



**Sigma-Aldrich**  
**HPA028118**  
**Anti-GUK1**



**Sigma-Aldric**  
**HPA0485**  
**Anti-AEN**  
**antibody.**





## Anti-PGP9.5/UCHL1 Antibody, clone 3C13 ZooMAb<sup>®</sup> Rabbit Monoclonal

**Synonym(s):** EC:3.4.19.12, Neuron cytoplasmic protein 9.5, PGP9.5, UCH-L1, Ubiquitin carboxyl-terminal hydrolase isozyme L1, Ubiquitin thioesterase L1

[All](#)

[Photos](#) (11)

Product No.	Description	SDS
<a href="#">ZRB1664</a>	recombinant, expressed in HEK 293 cells	 




## Anti-PGPEP1 antibody produced in rabbit

**Synonym(s):** Anti-BTF3a, Anti-BTF3b, Anti-NACB, Anti-PGP, Anti-PGP-I, Anti-PGPI, Anti-Pcp, Anti-pyroglutamyl-peptidase I

[All](#)

[Photos](#) (2)

Product No.	Clonality	Application	Species Reactivity	Citations	SDS
<a href="#">HPA035368</a>	polyclonal	IHC	human		






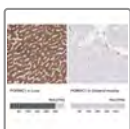
## Anti-PGR antibody produced in rabbit

**Synonym(s):** Anti-PR antibody produced in rabbit, Anti-Progesterone receptor antibody produced in rabbit

[All](#)

[Photos](#) (17)

Product No.	Clonality	Application	Species Reactivity	Citations	SDS
<a href="#">HPA017176</a>	polyclonal	IHC	human	5	
<a href="#">HPA008428</a>	polyclonal	IHC	human	3	
<a href="#">HPA004751</a>	polyclonal	IHC	human	2	




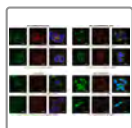
## Anti-PGRMC1 antibody produced in rabbit

**Synonym(s):** Anti-Membrane-associated progesterone receptor component 1 antibody produced in rabbit, Anti-mPR antibody produced in rabbit

[All](#)

[Photos](#) (10)

Product No.	Clonality	Application	Species Reactivity	Citations	SDS
<a href="#">HPA002877</a>	polyclonal	IHC	mouse, rat, human	17	




## Anti-PGRMC2 antibody produced in rabbit

**Synonym(s):** Anti-DG6, Anti-PMBP, Anti-progesterone receptor membrane component 2

[All Photos](#) (7)

Product No.	Clonality	Application	Species Reactivity	Citations	SDS
<a href="#">HPA058652</a>	polyclonal	IHC	human		
<a href="#">HPA041172</a>	polyclonal	IF, IHC	human	1	



## Anti-P3H1 antibody produced in rabbit

**Synonym(s):** Anti-GROS1, Anti-LEPRE1, Anti-LEPRECAN, Anti-MGC117314

[All Photos](#) (8)

Product No.	Clonality	Application	Species Reactivity	Citations	SDS
<a href="#">HPA016980</a>	polyclonal	IHC	human		
<a href="#">HPA012113</a>	polyclonal	IHC	human		

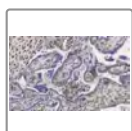


## Anti-P4HA1 antibody produced in rabbit

**Synonym(s):** Anti-4-PH alpha-1, Anti-Procollagen-proline,2-oxoglutarate-4-dioxygenase subunit alpha-1, Anti-Prolyl 4-hydroxylase subunit alpha-1 precursor, Anti-Prolyl 4-hydroxylase subunit alpha-1

[All Photos](#) (15)

Product No.	Clonality	Application	Species Reactivity	Citations	SDS
<a href="#">HPA007599</a>	polyclonal	IF, IHC, WB	human	1	
<a href="#">HPA026593</a>	polyclonal	IF, IHC	mouse, human, rat		

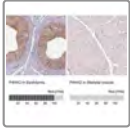


## Anti-P4HA1 Antibody, clone 1C14 ZooMAb<sup>®</sup> Rabbit Monoclonal

[All Photos](#) (13)

Product No.	Clonality	Application	Species Reactivity	Citations	SDS
<a href="#">ZRB1744</a>	1C14, recombinant monoclonal	ICC, IHC (p), WB,	human		

Product No.	Clonality	Application	Species Reactivity	Citations	SDS
		affinity binding assay			

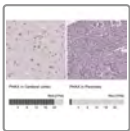


### Anti-P4HA2 antibody produced in rabbit

**Synonym(s):** Anti-C-P4Halpha(II)

[All Photos](#) (13)

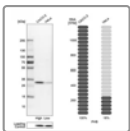
Product No.	Clonality	Application	Species Reactivity	Citations	SDS
<b>HPA027824</b>	polyclonal	IF, IHC, WB	human		
<b>HPA016997</b>	polyclonal	IF, IHC	human		



### Anti-PHAX antibody produced in rabbit

[All Photos](#) (4)

Product No.	Clonality	Application	Species Reactivity	Citations	SDS
<b>HPA070326</b>	polyclonal	IF, IHC	human		



### Anti-PHB antibody produced in rabbit

**Synonym(s):** Anti-Prohibitin

[All Photos](#) (4)

Product No.	Clonality	Application	Species Reactivity	Citations	SDS
<b>HPA003280</b>	polyclonal	IF, IHC	rat, human, mouse	6	

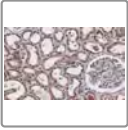


### Anti-P4HB antibody produced in rabbit

**Synonym(s):** Anti-Cellular thyroid hormone-binding protein, Anti-PDI, Anti-Prolyl 4-hydroxylase subunit beta, Anti-Protein disulfide-isomerase, Anti-p55



[All Photos](#) (8)

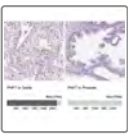
Product No.	Clonality	Application	Species Reactivity	Citations	SDS
<b>HPA018884</b>	polyclonal	IF, IHC	mouse, human, rat	9	



## Anti-PHD2/EGLN1 Antibody, clone 1B12 ZooMAb® Rabbit Monoclonal

**All Photos** (11)



Product No.	Clonality	Application	Species Reactivity	Citations	SDS
<b>ZRB1993</b>	1B12, recombinant monoclonal	ICC, IHC, WB, affinity binding assay	mouse, human, rat	 	




## Anti-PHF7 antibody produced in rabbit

**Synonym(s):** Anti-Hspc226, Anti-Nyd-sp6, Anti-Phd finger protein 7

**All Photos** (4)


Product No.	Clonality	Application	Species Reactivity	Citations	SDS
<b>HPA036283</b>	polyclonal	IHC	human		
<b>HPA070305</b>	polyclonal	IF	human	1	

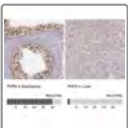


## Anti-PHF23 antibody produced in rabbit

**Synonym(s):** Anti-FLJ16355, Anti-MGC2941, Anti-PHD finger protein 23

**All Photos** (3)


Product No.	Clonality	Application	Species Reactivity	Citations	SDS
<b>HPA052410</b>	polyclonal	IF, IHC	human		

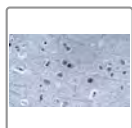


## Anti-PHF6 antibody produced in rabbit

**Synonym(s):** Anti-PHD finger protein 6 antibody produced in rabbit, Anti-PHD-like zinc finger protein antibody produced in rabbit



**All Photos** (8)


Product No.	Clonality	Application	Species Reactivity	Citations	SDS
<b>HPA001023</b>	polyclonal	IF, IHC	human	10	



## Anti-PHF20 Antibody, clone 1N6 ZooMAb<sup>®</sup> Rabbit Monoclonal


[All Photos](#) (11)

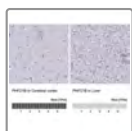
Product No.	Clonality	Application	Species Reactivity	Citations	SDS
<b>ZRB2390</b>	1N6, recombinant monoclonal	ICC, IHC, WB, affinity binding assay	rat, human		 



## Anti-PHF5A antibody produced in rabbit


[All Photos](#) (6)


Product No.	Clonality	Application	Species Reactivity	Citations	SDS
<b>HPA028885</b>	polyclonal	IF, IHC	human	2	



## Anti-PHF21B antibody produced in rabbit

[All Photos](#) (3)



Product No.	Clonality	Application	Species Reactivity	Citations	SDS
<b>HPA074665</b>	polyclonal	IF, IHC	human		

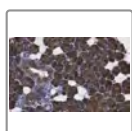


## Anti-PHGDH antibody produced in rabbit

**Synonym(s):** Anti-3-PGDH, Anti-D-3-phosphoglycerate dehydrogenase



[All Photos](#) (13)

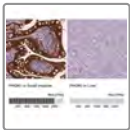
Product No.	Clonality	Application	Species Reactivity	Citations	SDS
<b>HPA024031</b>	polyclonal	IF, IHC	human	1	
<b>HPA021241</b>	polyclonal	IF, IHC	mouse, rat, human	51	



## Anti-PHGDH Antibody, clone 1E6 ZooMAb<sup>®</sup> Rabbit Monoclonal


**All Photos** (18)

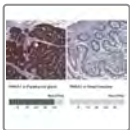
Product No.	Clonality	Application	Species Reactivity	Citations	SDS
<b>ZRB1647</b>	1E6, recombinant monoclonal	FACS, ICC, IHC (p), WB, affinity binding assay	human, rat, mouse		 



**Anti-PHGR1 antibody produced in rabbit**

**All Photos** (6)



Product No.	Clonality	Application	Species Reactivity	Citations	SDS
<b>HPA068787</b>	polyclonal	IF, IHC	human		




**Anti-PHKA1 antibody produced in rabbit**

**Synonym(s):** Anti-Phosphorylase b kinase regulatory subunit- $\alpha$ , skeletal muscle isoform antibody produced in rabbit, Anti-Phosphorylase kinase- $\alpha$  M subunit antibody produced in rabbit

**All Photos** (8)


Product No.	Clonality	Application	Species Reactivity	Citations	SDS
<b>HPA075355</b>	polyclonal	IF, IHC	human		
<b>HPA001081</b>	polyclonal	IF, IHC, WB	human	1	



**Anti-PHKG1 antibody produced in rabbit**

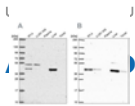
**Synonym(s):** Anti-Phosphorylase b kinase gamma catalytic chain, skeletal muscle isoform, Anti-Phosphorylase kinase subunit gamma 1

**All Photos** (3)



Product No.	Clonality	Application	Species Reactivity	Citations	SDS
<b>HPA012057</b>	polyclonal	IHC	human	3	

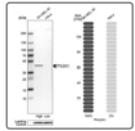


**Anti-PHKG2 antibody produced in rabbit**



[Photos](#) (4)

Product No.	Clonality	Application	Species Reactivity	Citations	SDS
<a href="#">HPA068751</a>	polyclonal	IF	human		
<a href="#">HPA065618</a>	polyclonal	IF	human		





### Anti-PHLDA1 antibody produced in rabbit

**Synonym(s):** Anti-Apoptosis-associated nuclear protein, Anti-PQ-rich protein, Anti-Pleckstrin homology-like domain family A member 1, Anti-Proline- and glutamine-rich protein, Anti-Proline- and histidine-rich protein, Anti-T-cell death-associated gene 51 protein

[All](#)

[Photos](#) (2)


Product No.	Clonality	Application	Species Reactivity	Citations	SDS
<a href="#">HPA019000</a>	polyclonal	IHC, WB	human	7	



### Anti-PHLDB2 antibody produced in rabbit

**Synonym(s):** Anti-FLJ21791, Anti-LL5b, Anti-LL5beta

[All Photos](#) (3)

Product No.	Clonality	Application	Species Reactivity	Citations	SDS
<a href="#">HPA035147</a>	polyclonal	IF, IHC	human	1	





### Anti-phos-AMPK $\alpha$ (Thr172) Antibody, clone 5J23 , ZooMAb<sup>®</sup> Rabbit Monoclonal

**Synonym(s):** 5'-AMP-activated protein kinase catalytic subunit alpha-2, ACACA kinase, AMPK subunit alpha-2, Acetyl-CoA carboxylase kinase, EC: 2.7.11.1, HMGR kinase, Hydroxymethylglutaryl-CoA reductase kinase

[All](#)

[Photos](#) (20)

Product No.	Clonality	Application	Species Reactivity	Citations	SDS
<a href="#">ZRB1213</a>	5J23, recombinant monoclonal	ICC, IHC, WB, inhibition assay	human, mouse		 





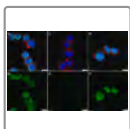
All

Photos (6)

## Anti-Phosphatidylserine Antibody, clone 1H6

ZooMAb<sup>®</sup> Mouse Monoclonal

Product No.	Clonality	Application	Species Reactivity	Citations	SDS
<b>ZMS1038</b>	1H6, recombinant monoclonal	FACS, ICC	human	 	





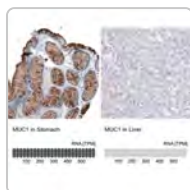
## Anti-phospho ABL1 (Tyr245) Antibody, clone 3F7

ZooMAb<sup>®</sup> Rabbit Monoclonal

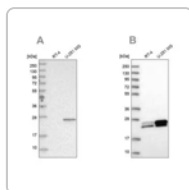
All

Photos (7)

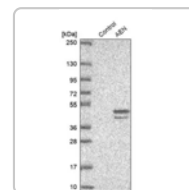
Product No.	Clonality	Application	Species Reactivity	Citations	SDS
<b>ZRB2378</b>	3F7, recombinant monoclonal	ICC, WB, affinity binding assay, inhibition assay	mouse, human	 	



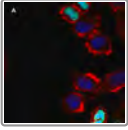
Sigma-Aldrich  
**AMAB91533**  
Monoclonal  
Anti-MUC1...



Sigma-Aldrich  
**HPA028118**  
Anti-GUK1





Sigma-Aldric  
**HPA0485**  
Anti-AEN  
antibody.

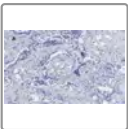


**Anti-phospho Histone H3 S10 Antibody, clone 63-1C-8 ,  
ZooMAb<sup>®</sup> Rabbit Monoclonal**

**Synonym(s):** H3/g, H3t, Histone H3/t



**All  
Photos** (18)

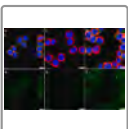
Product No.	Clonality	Application	Species Reactivity	Citations	SDS
<b>ZRB1226</b>	63-1C-8, recombinant monoclonal	DB, FACS, ICC, WB, inhibition assay	mouse, human	1	 



**Anti-phospho JNK (Thr183, Tyr185) Antibody, clone 3F7,  
ZooMAb<sup>®</sup> Rabbit Monoclonal**



**All  
Photos** (15)

Product No.	Clonality	Application	Species Reactivity	Citations	SDS
<b>ZRB1173</b>	3F7, recombinant monoclonal	ICC, IHC, WB, inhibition assay	human, mouse	3	 



**Anti-phospho Lyn (Tyr507) Antibody, clone 1111  
ZooMAb<sup>®</sup> Rabbit Monoclonal**

**All  
Photos** (9)



Product No.	Clonality	Application	Species Reactivity	Citations	SDS
<b>ZRB2385</b>	1111, recombinant monoclonal	FACS, ICC, WB, affinity binding assay, inhibition assay	human		 



**Anti-Phospho-ACC1-(Ser79) Antibody, clone 1E11**  
**ZooMAb<sup>®</sup> Rabbit Monoclonal**

**All**

**Photos** (11)



Product No.	Clonality	Application	Species Reactivity	Citations	SDS
<b>ZRB1481</b>	1E11, recombinant monoclonal	IHC (p), WB	mouse, human	 	

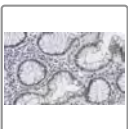


**Anti-Phospho-AKT1-(Ser473) Antibody, clone 1O14**  
**ZooMAb<sup>®</sup> Rabbit Monoclonal**

**All**

**Photos** (13)



Product No.	Clonality	Application	Species Reactivity	Citations	SDS
<b>ZRB1546</b>	1O14, recombinant monoclonal	IHC (p), affinity binding assay	human, mouse	 	

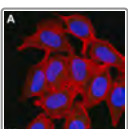


**Anti-Phospho-c-Jun (Ser73) Antibody, clone 2B14**  
**ZooMAb<sup>®</sup> Rabbit Monoclonal**

**All**

**Photos** (15)



Product No.	Clonality	Application	Species Reactivity	Citations	SDS
<b>ZRB1837</b>	2B14, recombinant monoclonal	FACS, IHC, WB, affinity binding assay, inhibition assay	mouse, human	 	



**Anti-phospho-Chk1(Ser345) Antibody, clone 3D14**  
**ZooMAb<sup>®</sup> Rabbit Monoclonal**

**All**



**Photos** (10)

Product No.	Clonality	Application	Species Reactivity	Citations	SDS
<b>ZRB1424</b>	3D14, recombinant monoclonal	ICC, WB, affinity binding assay	monkey, mouse, human	 	



**Anti-phospho-Chk2-Thr68 Antibody, clone 1B17**  
**ZooMAb<sup>®</sup> Rabbit Monoclonal**



**All**  
**Photos** (16)

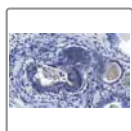
Product No.	Clonality	Application	Species Reactivity	Citations	SDS
<b>ZRB1434</b>	1B17, recombinant monoclonal	IHC (p), WB, affinity binding assay	human	 	



**Anti-Phospho-EGFR (Tyr1068) Antibody, clone 3F4**  
**ZooMAb<sup>®</sup> Rabbit Monoclonal**



**All**  
**Photos** (16)

Product No.	Clonality	Application	Species Reactivity	Citations	SDS
<b>ZRB1838</b>	3F4, recombinant monoclonal	FACS, ICC, IHC, WB, affinity binding assay	human	 	



**Anti-phospho-eIF-2α-Ser51 Antibody, clone 4N22**  
**ZooMAb<sup>®</sup> Rabbit Monoclonal**



**All**  
**Photos** (15)

Product No.	Clonality	Application	Species Reactivity	Citations	SDS
<b>ZRB1419</b>	4N22, recombinant monoclonal	ICC, IHC (p), WB	human	 	



### Anti-phospho-GluR1 (Ser831) Antibody, clone N453, ZooMAb<sup>®</sup> Rabbit Monoclonal



[All Photos](#) (11)

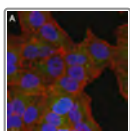
Product No.	Clonality	Application	Species Reactivity	Citations	SDS
<b>ZRB04823</b>	N453, recombinant monoclonal monoclonal	IHC (p), WB	rat, human	 	



### Anti-phospho-GSK-3 $\alpha$ Ser21 Antibody, clone 1E22 ZooMAb<sup>®</sup> Rabbit Monoclonal



[All Photos](#) (14)

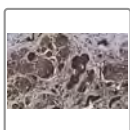
Product No.	Clonality	Application	Species Reactivity	Citations	SDS
<b>ZRB1580</b>	1E22, recombinant monoclonal recombinant monoclonal	FACS, ICC, IHC (p), WB, peptide synthesis	mouse, human	 	



### Anti-phospho-GSK3 $\beta$ Ser9 Antibody, clone 6K18 ZooMAb<sup>®</sup> Rabbit Monoclonal



[All Photos](#) (11)

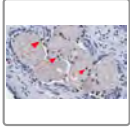
Product No.	Clonality	Application	Species Reactivity	Citations	SDS
<b>ZRB1557</b>	6K18, recombinant monoclonal	ICC, WB, peptide synthesis	human, mouse	 	



### Anti-phospho-HDAC4 (S246) Antibody, clone 1114 ZooMAb<sup>®</sup> Rabbit Monoclonal



[All Photos](#) (15)

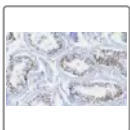
Product No.	Clonality	Application	Species Reactivity	Citations	SDS
<b>ZRB1547</b>	1114, recombinant monoclonal	ICC, IHC (p), WB, affinity binding assay	human, rat		 



**Anti-Phospho-HDAC7-(Ser486) Antibody, clone 3011**  
**ZooMAb® Rabbit Monoclonal**



**All**  
**Photos** (13)

Product No.	Clonality	Application	Species Reactivity	Citations	SDS
<b>ZRB1548</b>	3O11, recombinant monoclonal	ICC, IHC (p), WB	human		 



**Anti-phospho-Histone H2A.X (Ser139) Antibody, clone 6L16,**  
**ZooMAb® Rabbit Monoclonal**



**All**  
**Photos** (14)

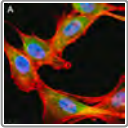
Product No.	Clonality	Application	Species Reactivity	Citations	SDS
<b>ZRB05636</b>	6L16, recombinant monoclonal monoclonal	ICC, IHC (p), WB, inhibition assay	human	4	 



**Anti-phospho-HSP27 Ser82 Antibody, clone 1017**  
**ZooMAb® Rabbit Monoclonal**



**All**  
**Photos** (17)

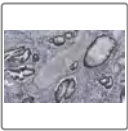
Product No.	Clonality	Application	Species Reactivity	Citations	SDS
<b>ZRB1659</b>	1017, recombinant monoclonal		human		 



## Anti-phospho-IRE-1 $\alpha$ (Ser724) Antibody, clone 1M2 ZooMAb<sup>®</sup> Rabbit Monoclonal



[All Photos](#) (9)

Product No.	Clonality	Application	Species Reactivity	Citations	SDS
<b>ZRB1072</b>	1M2, recombinant monoclonal	ICC, WB, affinity binding assay	human, mouse	 	



## Anti-Phospho-IRF-3-(Ser396) Antibody, clone 2M20 ZooMAb<sup>®</sup> Rabbit Monoclonal



[All Photos](#) (11)

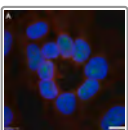
Product No.	Clonality	Application	Species Reactivity	Citations	SDS
<b>ZRB1568</b>	2M20, recombinant monoclonal	IHC (p), WB, affinity binding assay	human	 	



## Anti-phospho-IRS1 (Tyr612) Antibody, clone 1N14, ZooMAb<sup>®</sup> Rabbit Monoclonal



[All Photos](#) (11)

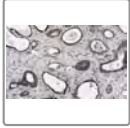
Product No.	Clonality	Application	Species Reactivity	Citations	SDS
<b>ZRB09432</b>	1N14, recombinant monoclonal monoclonal	IHC, WB, inhibition assay	mouse, human	1	 



## Anti-Phospho-IkBa-Ser32/36 Antibody, clone 1I11 ZooMAb<sup>®</sup> Rabbit Monoclonal



[All Photos](#) (9)

Product No.	Clonality	Application	Species Reactivity	Citations	SDS
<b>ZRB1665</b>	1111, recombinant monoclonal	ICC, WB, affinity binding assay, inhibition assay	human	 	



**Anti-phospho-mTOR-(Ser2448) Antibody, clone 1C22  
ZooMAb® Rabbit Monoclonal**



**All  
Photos** (17)

Product No.	Clonality	Application	Species Reactivity	Citations	SDS
<b>ZRB1553</b>	1C22, recombinant monoclonal	ICC, IHC (p), WB	human, mouse	 	



**Anti-Phospho-NDRG1 (Thr346) Antibody, clone 5N4  
ZooMAb® Rabbit Monoclonal**



**All  
Photos** (15)

Product No.	Clonality	Application	Species Reactivity	Citations	SDS
<b>ZRB1984</b>	5N4, recombinant monoclonal	ICC, IHC, WB, affinity binding assay, inhibition assay	human, mouse	 	

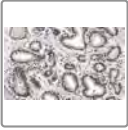


**Anti-phospho-p38 (T180/Y182) Antibody, clone 2B7  
ZooMAb® Rabbit Monoclonal**

**All  
Photos** (7)



Product No.	Clonality	Application	Species Reactivity	Citations	SDS
<b>ZRB2006</b>	2B7, recombinant monoclonal	FACS, IHC, WB, inhibition assay	human	 	





**Anti-phospho-p53 (Ser15) Antibody, clone 5L22**  
**ZooMAb<sup>®</sup> Rabbit Monoclonal**



**All**  
**Photos** (19)

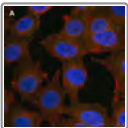
Product No.	Clonality	Application	Species Reactivity	Citations	SDS
<b>ZRB1542</b>	5L22, recombinant monoclonal	ICC, IHC (p), WB, affinity binding assay	monkey, human	 	



**Anti-phospho-Smad2 (Ser465/467) Antibody, clone A5S,**  
**ZooMAb<sup>®</sup> Rabbit Monoclonal**

**All**  
**Photos** (14)



Product No.	Clonality	Application	Species Reactivity	Citations	SDS
<b>ZRB04953</b>	A5S, recombinant monoclonal monoclonal	ICC, IHC (p), WB, inhibition assay	human	3  	

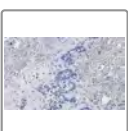


**Anti-phospho-Stat1-Tyr701 Antibody, clone 1F23**  
**ZooMAb<sup>®</sup> Rabbit Monoclonal**

**Synonym(s):** Phospho-STAT1 (Tyr701), Signal transducer and activator of transcription 1, Transcription factor ISGF-3 components p91/p84



**All**  
**Photos** (10)

Product No.	Clonality	Application	Species Reactivity	Citations	SDS
<b>ZRB1520</b>	1F23, monoclonal recombinant monoclonal	FACS, ICC, WB, affinity binding assay, inhibition assay	human	 	



**Anti-phospho-Stat3 (Tyr705) Antibody, clone 6C3,**  
**ZooMAb<sup>®</sup> Rabbit Monoclonal**



## All Photos (8)

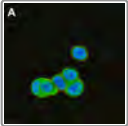
Product No.	Clonality	Application	Species Reactivity	Citations	SDS
<b>ZRB1006</b>	6C3, recombinant monoclonal monoclonal	IHC (p), WB, inhibition assay	human	 	

All

## Anti-phospho-TSC2-Ser939 Antibody, clone 1G19

Photos (17) **ZooMAb<sup>®</sup> Rabbit Monoclonal**

Product No.	Clonality	Application	Species Reactivity	Citations	SDS
<b>ZRB1657</b>	1G19, recombinant monoclonal	ICC, IHC (p), WB, peptide synthesis	human	 	





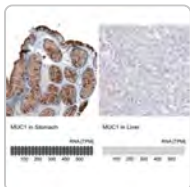
## Anti-phospho-ULK1-Ser555 Antibody, clone 1E17

**ZooMAb<sup>®</sup> Rabbit Monoclonal**

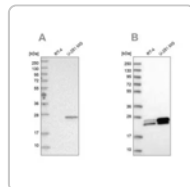
All

Photos (11)

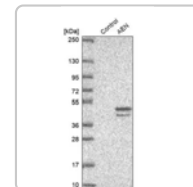
Product No.	Clonality	Application	Species Reactivity	Citations	SDS
<b>ZRB2227</b>	1E17, recombinant monoclonal	ICC, WB, affinity binding assay, peptide synthesis	human	 	




Sigma-Aldrich  
**AMAB91533**  
Monoclonal  
Anti-MUC1...



Sigma-Aldrich  
**HPA028118**  
Anti-GUK1



Sigma-Aldric  
**HPA0485**  
Anti-AEN  
antibody.





## Anti-phospho-ULK1-Ser757 Antibody, clone 5L18

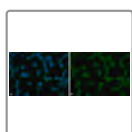
### ZooMAb<sup>®</sup> Rabbit Monoclonal

**Synonym(s):** ATG1, Autophagy-related protein 1 homolog, EC:2.7.11.1, Serine/threonine-protein kinase ULK1, Unc-51-like kinase 1, hATG1

[All](#)

[Photos](#) (6)


Product No.	Clonality	Application	Species Reactivity	Citations	SDS
<b>ZRB1621</b>	5L18, monoclonal recombinant monoclonal	WB, affinity binding assay, inhibition assay	human		 




## Anti-phospho-YAP1 (pTyr<sup>357</sup>) antibody produced in rabbit

**Synonym(s):** Anti-YAP, Anti-YAP2, Anti-YAP65, Anti-Yes-associated protein 1, 65kDa

[All Photos](#) (3)

Product No.	Clonality	Application	Species Reactivity	Citations	SDS
<b>Y4645</b>	polyclonal	IF, WB	human	8	





## Anti-Phospholamban Antibody, clone 4J16 ,

### ZooMAb<sup>®</sup> Rabbit Monoclonal

**Synonym(s):** Cardiac phospholamban, PLB

[All](#)

[Photos](#) (13)


Product No.	Clonality	Application	Species Reactivity	Citations	SDS
<b>ZRB1212</b>	4J16, recombinant monoclonal	ICC, IHC (p), WB	rat, mouse, human		 




## Anti-Phospholipase A2 (iPLA2) (C-terminal region) antibody produced in rabbit

**Synonym(s):** Anti-Cal-PLA2, Anti-INAD1, Anti-IPLA2-VIA, Anti-PARK14, Anti-PLA2, Anti-PLA2G6, Anti-PNPLA9, Anti-Phospholipase A2, group VI (cytosolic, calcium-independent), GVI

## All Photos (3)



Product No.	Clonality	Application	Species Reactivity	Citations	SDS
<b>SAB4200130</b>	polyclonal	WB	mouse, human, rat	6	



### Anti-phosphotyrosine Antibody, clone 4G10 ZoomAb<sup>®</sup> Mouse Monoclonal

**Synonym(s):** p-Tyrosine

## All Photos (13)


Product No.	Clonality	Application	Species Reactivity	Citations	SDS
<b>ZMS16282</b>	4G10, recombinant monoclonal monoclonal	ICC, IHC (p), WB	human		 




### Anti-PHOX2A

**Synonym(s):** ARIX, CFEOM2, FEOM2, PMX2A



## All Photos (3)

Product No.	Clonality	Application	Species Reactivity	Citations	SDS
<b>HPA078004</b>	polyclonal	IHC	human		



### Anti-PHPT1 Antibody, clone 1D19 ZoomAb<sup>®</sup> Rabbit Monoclonal

## All Photos (6)



Product No.	Clonality	Application	Species Reactivity	Citations	SDS
<b>ZRB1056</b>	1D19, recombinant monoclonal	ELISA, WB, affinity binding assay	human		 




### Anti-PHYH antibody produced in rabbit

**Synonym(s):** Anti-PhyH, Anti-Phytanic acid oxidase, Anti-Phytanoyl-CoA alpha-hydroxylase, Anti-Phytanoyl-CoA dioxygenase, peroxisomal precursor, PAHX, PHYH1, RD

**All  
Photos** (5)


Product No.	Clonality	Application	Species Reactivity	Citations	SDS
<b>HPA011796</b>	polyclonal	IHC	human	3	
<b>HPA007598</b>	polyclonal	IHC	human, mouse	3	



**Anti-PHYHD1 antibody produced in rabbit**

**Synonym(s):** Anti-Phytanoyl-CoA dioxygenase domain-containing protein 1

**All Photos** (2)


Product No.	Clonality	Application	Species Reactivity	Citations	SDS
<b>HPA012115</b>	polyclonal	IF, IHC (p), WB	human	1	

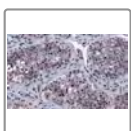


**Anti-PI3 antibody produced in rabbit**

**Synonym(s):** Anti-ESI, Anti-Elafin precursor, Anti-Elastase-specific inhibitor, Anti-Peptidase inhibitor 3, Anti-Protease inhibitor WAP3, Anti-SKALP, Anti-Skin-derived antileukoproteinase, Anti-WAP four-disulfide core domain protein 14



**All  
Photos** (5)

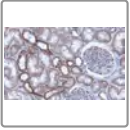
Product No.	Clonality	Application	Species Reactivity	Citations	SDS
<b>HPA017737</b>	polyclonal	IHC	human	7	



**Anti-PI3 Kinase p110  $\beta$  Antibody, clone 1D18  
ZooMAb<sup>®</sup> Rabbit Monoclonal**



**All  
Photos** (8)


Product No.	Clonality	Application	Species Reactivity	Citations	SDS
<b>ZRB1941</b>	1D18, recombinant monoclonal	IHC, WB, affinity binding assay	human		 



**Anti-PI-3 kinase p110 $\alpha$  Antibody, clone 1J4**  
**ZooMAb<sup>®</sup> Rabbit Monoclonal**



**All**  
**Photos** (12)

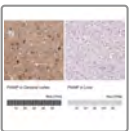
Product No.	Clonality	Application	Species Reactivity	Citations	SDS
<b>ZRB1712</b>	1J4, recombinant monoclonal	FACS, IHC (p), WB, affinity binding assay	human	 	



**Anti-PI3-Kinase p85 $\alpha$  Antibody, clone 3D12 ZooMAb<sup>®</sup> Rabbit Monoclonal**

**All**  
**Photos** (8)


Product No.	Clonality	Application	Species Reactivity	Citations	SDS
<b>ZRB1898</b>	3D12, recombinant monoclonal	IHC, WB, affinity binding assay	human, mouse	 	

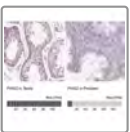


**Anti-PIANP antibody produced in rabbit**

**Synonym(s):** Anti-C12orf53, Anti-DKFZp547D2210, Anti-H3/j, Anti-H3FJ, Anti-Uncharacterized protein C12orf53 Precursor


**All**  
**Photos** (7)

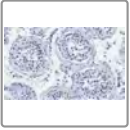
Product No.	Clonality	Application	Species Reactivity	Citations	SDS
<b>HPA010631</b>	polyclonal	IF, IHC	human	3	



**Anti-PIAS2 antibody produced in rabbit**

**All Photos** (4)

Product No.	Clonality	Application	Species Reactivity	Citations	SDS
<b>HPA068792</b>	polyclonal	IF, IHC	human		





## Anti-PIAS Antibody, clone 1017 ZooMAb® Rabbit Monoclonal

**Synonym(s):** DEAD/H box-binding protein 1, E3 SUMO-protein ligase PIAS1, E3 SUMO-protein transferase PIAS1, GBP, Gu-binding protein, Protein inhibitor of activated STAT protein 1, RNA helicase II-binding protein

[All](#)

[Photos](#) (12)

Product No.	Clonality	Application	Species Reactivity	Citations	SDS
<b>ZRB1450</b>	1017, monoclonal recombinant monoclonal	ICC, IHC (p), WB, affinity binding assay	human, mouse		 





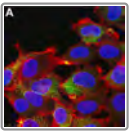
## Anti-PICALM antibody produced in rabbit

**Synonym(s):** Anti-Clathrin assembly lymphoid myeloid leukemia protein, Anti-Phosphatidylinositol-binding clathrin assembly protein

[All](#)

[Photos](#) (17)



Product No.	Clonality	Application	Species Reactivity	Citations	SDS
<b>HPA019053</b>	polyclonal	IF, IHC	mouse, rat, human	14	
<b>HPA019061</b>	polyclonal	IHC	rat, mouse, human	14	




## Anti-PIEZO2 Antibody, clone 1H10 ZooMAb® Rabbit Monoclonal

[All](#)

[Photos](#) (15)

Product No.	Clonality	Application	Species Reactivity	Citations	SDS
<b>ZRB1468</b>	1H10, recombinant monoclonal	ICC, WB, affinity binding assay	mouse, human, rat		 




## Anti-PIGH antibody produced in rabbit


**Synonym(s):** Anti-GPI-H, Anti-KIAA0136, Anti-NXP2, Anti-ZCW5, Anti-ZCWCC3, Anti-phosphatidylinositol glycan anchor biosynthesis, class H

[All](#)

[Photos](#) (5)




Product No.	Clonality	Application	Species Reactivity	Citations	SDS
<a href="#">HPA031624</a>	polyclonal	IHC	human		



### Anti-PIGP antibody produced in rabbit

**Synonym(s):** Anti-Down syndrome critical region protein 5, Anti-Down syndrome critical region protein C, Anti-PIG-P, Anti-Phosphatidylinositol N-acetylglucosaminyltransferase subunit P, Anti-Phosphatidylinositol-glycan biosynthesis class P protein

[All Photos](#) (3)



Product No.	Clonality	Application	Species Reactivity	Citations	SDS
<a href="#">HPA026921</a>	polyclonal	IF, IHC	human	1	

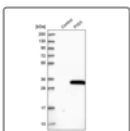


### Anti-PIGR antibody produced in rabbit

**Synonym(s):** Anti-Hepatocellular carcinoma-associated protein TB6, Anti-PIGR, Anti-Poly-Ig receptor, Anti-Polymeric immunoglobulin receptor

[All Photos](#) (11)


Product No.	Clonality	Application	Species Reactivity	Citations	SDS
<a href="#">HPA006154</a>	polyclonal	IHC	human	4	
<a href="#">HPA012012</a>	polyclonal	IHC	human	5	



### Anti-PIGX antibody produced in rabbit

**Synonym(s):** Anti-FLJ20522, Anti-phosphatidylinositol glycan anchor biosynthesis, class X

[All Photos](#) (3)


Product No.	Clonality	Application	Species Reactivity	Citations	SDS
<a href="#">HPA029409</a>	polyclonal	IF, IHC	human		



### Anti-PIH1D3

**Synonym(s):** CXorf41, MGC35261, NYSAR97

[All Photos](#) (3)

Product No.	Clonality	Application	Species Reactivity	Citations	SDS
<a href="#">HPA072496</a>	polyclonal	IHC	human		



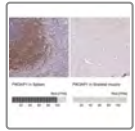
### Anti-PI4K2B antibody produced in rabbit



**Synonym(s):** Anti-Phosphatidylinositol 4-kinase type 2-beta, Anti-Phosphatidylinositol 4-kinase type II-beta

**All Photos (6)**

Product No.	Clonality	Application	Species Reactivity	Citations	SDS
<a href="#">HPA004099</a>	polyclonal	IF, IHC	human	3	

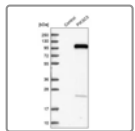


### Anti-PIK3AP1 antibody produced in rabbit

**Synonym(s):** Anti-BCAP, Anti-FLJ35564

**All Photos (5)**

Product No.	Clonality	Application	Species Reactivity	Citations	SDS
<a href="#">HPA038452</a>	polyclonal	IF, IHC	human		

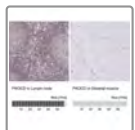


### Anti-PIK3C3 antibody produced in rabbit

**Synonym(s):** Anti-Phosphoinositide-3-kinase, class 3, Anti-Vps34

**All Photos (5)**

Product No.	Clonality	Application	Species Reactivity	Citations	SDS
<a href="#">HPA040718</a>	polyclonal	IHC	human	1	

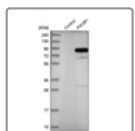


### Anti-PIK3CD antibody produced in rabbit

**Synonym(s):** Anti-p110D

**All Photos (7)**

Product No.	Clonality	Application	Species Reactivity	Citations	SDS
<a href="#">HPA044953</a>	polyclonal	IF, IHC	human		




### Anti-PIK3R1 antibody produced in rabbit


**Synonym(s):** Anti-PI3-kinase p85-subunit  $\alpha$  antibody produced in rabbit, Anti-PI3K antibody produced in rabbit, Anti-Phosphatidylinositol 3-kinase regulatory subunit  $\alpha$  antibody produced in rabbit, Anti-PtdIns-3-kinase p85- $\alpha$  antibody produced in rabbit

**All Photos (3)**

Product No.	Clonality	Application	Species Reactivity	Citations	SDS
<a href="#">HPA001216</a>	polyclonal	IF, IHC	human	5	

## All Photos (2) **Anti-PIN4 antibody produced in rabbit**


Product No.	Clonality	Application	Species Reactivity	Citations	SDS
<b>HPA064504</b>	polyclonal	IF	human		

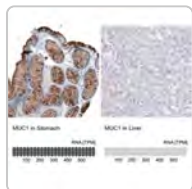


## **Anti-PINK1 (N-terminal region) antibody produced in rabbit**

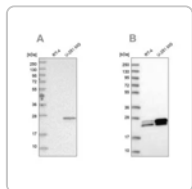
**Synonym(s):** Anti-BRPK, Anti-PARK6, Anti-PTEN induced putative kinase 1

## All Photos (2)

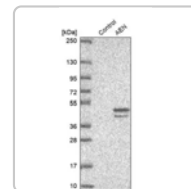
Product No.	Clonality	Application	Species Reactivity	Citations	SDS
<b>P0051</b>	polyclonal	WB	human	15	



Sigma-Aldrich  
**AMAB91533**  
Monoclonal  
Anti-MUC1...



Sigma-Aldrich  
**HPA028118**  
Anti-GUK1



Sigma-Aldric  
**HPA0485**  
Anti-AEN  
antibody.



## **Anti-PINK1 (N-terminal) antibody produced in rabbit**



**Synonym(s):** Anti-BRPK, Anti-PARK6, Anti-PTEN-induced putative kinase 1

**All Photos (2)**

Product No.	Clonality	Application	Species Reactivity	Citations	SDS
<b>P0075</b>	polyclonal	WB	human	5	



### Anti-PINK1 antibody produced in rabbit

**Synonym(s):** Anti-BRPK, Anti-PARK6, Anti-PTEN-induced putative kinase protein 1, Anti-Serine/threonine-protein kinase PINK1, mitochondrial precursor

**All Photos (2)**

Product No.	Clonality	Application	Species Reactivity	Citations	SDS
<b>P0076</b>	polyclonal	WB	mouse (predicted), human, rat (predicted)	16	




### Anti-PIP antibody produced in rabbit

**Synonym(s):** Anti-GCDFP-15, Anti-Gross cystic disease fluid protein 15, Anti-Prolactin-induced protein, Anti-Prolactin-inducible protein precursor, Anti-SABP, Anti-Secretory actin-binding protein, Anti-gp17

**All Photos (6)**

Product No.	Clonality	Application	Species Reactivity	Citations	SDS
<b>HPA009177</b>	polyclonal	IHC	human	3	



### Anti-PIP5K3 (N-terminal) antibody produced in rabbit

**Synonym(s):** Anti-1-phosphatidylinositol-4-phosphate 5-kinase, Anti-Fab1, Anti-Fyve finger-containing phosphoinositide kinase, Anti-P235, Anti-PIKfyve, Anti-PIP5K, Anti-Phosphatidylinositol-3-phosphate/phosphatidylinositol 5-kinase, type III

**All Photos (2)**


Product No.	Clonality	Application	Species Reactivity	Citations	SDS
<b>P0054</b>	polyclonal	WB	human	12	

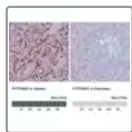


### Anti-PIR antibody produced in rabbit

**Synonym(s):** Anti-Pirin antibody produced in rabbit



**All Photos (6)**

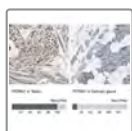
Product No.	Clonality	Application	Species Reactivity	Citations	SDS
<a href="#">HPA000697</a>	polyclonal	IF, IHC	human, rat	4	



### Anti-PITPNM3 antibody produced in rabbit

[All Photos](#) (15)



Product No.	Clonality	Application	Species Reactivity	Citations	SDS
<a href="#">HPA022432</a>	polyclonal	IF, IHC	human		
<a href="#">HPA059005</a>	polyclonal	IHC	human		



### Anti-PITRM1 antibody produced in rabbit

**Synonym(s):** Anti-Metalloprotease 1 antibody produced in rabbit, Anti-Pitrylsin metalloproteinase 1 antibody produced in rabbit, Anti-Presequence protease, mitochondrial precursor antibody produced in rabbit, Anti-hMP1 antibody produced in rabbit, Anti-hPreP antibody produced in rabbit


[All Photos](#) (16)

Product No.	Clonality	Application	Species Reactivity	Citations	SDS
<a href="#">HPA006754</a>	polyclonal	IHC	mouse, rat, human	3	
<a href="#">HPA006753</a>	polyclonal	IF, IHC	human	3	



### Anti-PIWIL4 antibody produced in rabbit


[All Photos](#) (6)

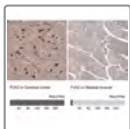
Product No.	Clonality	Application	Species Reactivity	Citations	SDS
<a href="#">HPA057508</a>	polyclonal	IHC	human	1	



### Anti-PIWIL1 antibody produced in rabbit

[All Photos](#) (3)

Product No.	Clonality	Application	Species Reactivity	Citations	SDS
<a href="#">HPA066880</a>	polyclonal	IF, IHC	human		

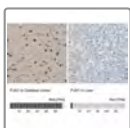


## Anti-PJA2 antibody produced in rabbit

**Synonym(s):** Anti-Kiaa0438, Anti-Neurodap1, Anti-Praja ring finger 2, Anti-Rnf131

[All Photos](#) (4)

Product No.	Clonality	Application	Species Reactivity	Citations	SDS
<b>HPA040347</b>	polyclonal	IF, IHC	human	3	



## Anti-PJA1 antibody produced in rabbit

**Synonym(s):** Anti-E3 ubiquitin-protein ligase Praja1, Anti-Praja-1, Anti-RING finger protein 70

[All Photos](#) (5)

Product No.	Clonality	Application	Species Reactivity	Citations	SDS
<b>HPA000595</b>	polyclonal	IF, IHC, WB	human		

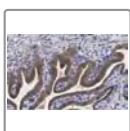


## Anti-PKA C- $\alpha$ Antibody, clone 2E17 ZooMAb<sup>®</sup> Rabbit Monoclonal

**Synonym(s):** Anti-SCA-1/LY6A-E Antibody, clone 1J4-H2 ZooMAb<sup>®</sup> Rabbit Monoclonal

[All Photos](#) (7)

Product No.	Clonality	Application	Species Reactivity	Citations	SDS
<b>ZRB2698</b>	2E17, recombinant monoclonal	ICC, IHC, WB, affinity binding assay	human, rat, mouse		




## Anti-PKC $\lambda$ Antibody, clone 1J13 ZooMAb<sup>®</sup> Rabbit Monoclonal

**Synonym(s):** Atypical protein kinase C-lambda/iota, EC:2.7.11.13, PRKC-lambda/iota, Protein kinase C iota type, aPKC-lambda/iota, nPKC-iota



[All Photos](#) (13)


Product No.	Clonality	Application	Species Reactivity	Citations	SDS
<b>ZRB1082</b>	1J13, recombinant monoclonal monoclonal	ICC, IHC (p), WB	human		



## Anti-PKC $\zeta$ Antibody, clone 1F20 ZooMAb<sup>®</sup> Rabbit Monoclonal



**All**  
**Photos** (7)

Product No.	Clonality	Application	Species Reactivity	Citations	SDS
<b>ZRB1678</b>	1F20, recombinant monoclonal	ELISA, WB, affinity binding assay	human	 	



## Anti-PKC $\alpha$ Antibody, clone 2H22 ZooMAb<sup>®</sup> Rabbit Monoclonal



**All**  
**Photos** (12)

Product No.	Clonality	Application	Species Reactivity	Citations	SDS
<b>ZRB1594</b>	2H22, recombinant monoclonal	IF, IHC (p), WB	human	 	



## Anti-PKC $\beta$ Antibody, clone 2E13 ZooMAb<sup>®</sup> Rabbit Monoclonal

**All**  
**Photos** (11)



Product No.	Clonality	Application	Species Reactivity	Citations	SDS
<b>ZRB2094</b>	2E13, recombinant monoclonal	ICC, IHC, WB, affinity binding assay	human, mouse	 	




## Anti-PKC $\delta$ Antibody, clone 1C13 ZooMAb<sup>®</sup> Rabbit Monoclonal

**Synonym(s):** EC:2.7.11.13, Protein kinase C delta type, nPKC-delta

**All**  
**Photos** (11)

Product No.	Clonality	Application	Species Reactivity	Citations	SDS
<b>ZRB1623</b>	1C13, monoclonal recombinant monoclonal	ICC, IHC, WB, affinity binding assay	rat, mouse, human		 




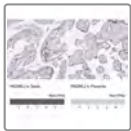
### Anti-PKDCC antibody produced in rabbit

**Synonym(s):** Anti-SGK493, Anti-Vlk, Anti-protein kinase domain containing, cytoplasmic homolog (mouse)

[All](#)

[Photos](#) (2)

Product No.	Clonality	Application	Species Reactivity	Citations	SDS
<b>HPA026442</b>	polyclonal	IHC, WB	human	2	




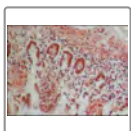
### Anti-PKDREJ antibody produced in rabbit

**Synonym(s):** Anti-Polycystic kidney disease (polycystin) and REJ homolog (sperm receptor for egg jelly homolog, sea urchin)

[All](#)

[Photos](#) (3)

Product No.	Clonality	Application	Species Reactivity	Citations	SDS
<b>HPA034587</b>	polyclonal	IHC	human		




### Anti-PKM2 (isoform M1) antibody produced in rabbit

**Synonym(s):** Anti-CTHBP, Anti-OIP3 (OPA-interacting protein 3), Anti-PK3, Anti-PKM, Anti-Pyruvate Kinase, MUSCLE (isoform M1), Anti-TCB, Anti-THBP1 (thyroid hormone-binding protein, cytosolic)

[All](#)

[Photos](#) (4)

Product No.	Clonality	Application	Species Reactivity	Citations	SDS
<b>SAB4200094</b>	polyclonal	ICC, IHC, IP, WB	human, rat, mouse	19	




### Anti-PKM antibody produced in rabbit

**Synonym(s):** Anti-FLJ45880, Anti-OIP3, Anti-PK3, Anti-PKM2, Anti-THBP1, Anti-pyruvate kinase, muscle

[All](#)

[Photos](#) (4)





Product No.	Clonality	Application	Species Reactivity	Citations	SDS
<a href="#">HPA029501</a>	polyclonal	IF, IHC	human, rat, mouse	5	



### Anti-PKM1 Antibody, clone 1B15 ZooMAb<sup>®</sup> Rabbit Monoclonal



[All Photos](#) (8)

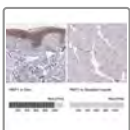
Product No.	Clonality	Application	Species Reactivity	Citations	SDS
<a href="#">ZRB2022</a>	1B15, recombinant monoclonal	IHC, WB, affinity binding assay	mouse, human		 



### Anti-PKM2 Antibody, clone 1B2 ZooMAb<sup>®</sup> Rabbit Monoclonal

[All Photos](#) (14)



Product No.	Clonality	Application	Species Reactivity	Citations	SDS
<a href="#">ZRB1758</a>	1B2, recombinant monoclonal	ICC, IHC (p), WB, affinity binding assay	human, mouse, rat		 

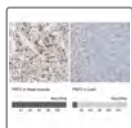


### Anti-PKP1 antibody produced in rabbit

**Synonym(s):** Anti-B6P, Anti-plakophilin 1 (ectodermal dysplasia/skin fragility syndrome)

[All Photos](#) (10)

Product No.	Clonality	Application	Species Reactivity	Citations	SDS
<a href="#">HPA027589</a>	polyclonal	IF	human		
<a href="#">HPA027221</a>	polyclonal	IF, IHC	rat, human	3	

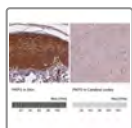


## Anti-PKP2 antibody produced in rabbit

**Synonym(s):** Anti-Plakophilin-2

[All Photos](#) (15)

Product No.	Clonality	Application	Species Reactivity	Citations	SDS
<a href="#">HPA056908</a>	polyclonal	IF, IHC	human		
<a href="#">HPA014314</a>	polyclonal	IF, IHC	human	2	



## Anti-PKP3 antibody produced in rabbit

[All Photos](#) (4)

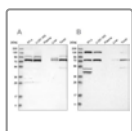
Product No.	Clonality	Application	Species Reactivity	Citations	SDS
<a href="#">HPA062937</a>	polyclonal	IF, IHC	human		



## Anti-PKR Antibody, clone 2H14 ZooMAb<sup>®</sup> Rabbit Monoclonal

[All Photos](#) (15)

Product No.	Clonality	Application	Species Reactivity	Citations	SDS
<a href="#">ZRB1929</a>	2H14, recombinant monoclonal	FACS, ICC, IHC, WB, affinity binding assay	rat, human		




## Anti-PLAA antibody produced in rabbit


**Synonym(s):** Anti-PLA2P, Anti-PLAP, Anti-Phospholipase A-2-activating protein

[All Photos](#) (11)

Product No.	Clonality	Application	Species Reactivity	Citations	SDS
<a href="#">HPA020994</a>	polyclonal	IF, IHC	human, rat, mouse	3	
<a href="#">HPA020996</a>	polyclonal	IF, IHC	mouse, human, rat	3	

**All Photos (5) Anti-PLAC1 antibody produced in rabbit**


Product No.	Clonality	Application	Species Reactivity	Citations	SDS
<b>HPA063425</b>	polyclonal	IHC	human	1	

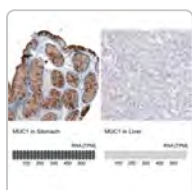


**Anti-PLA2G10 antibody produced in rabbit**

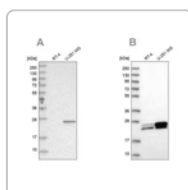
**Synonym(s):** Anti-Gxpla2, Anti-Phospholipase a2, group x

**All Photos (5)**

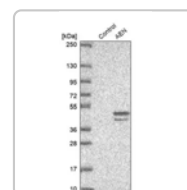
Product No.	Clonality	Application	Species Reactivity	Citations	SDS
<b>HPA041893</b>	polyclonal	IHC	human		



**Sigma-Aldrich**  
**AMAB91533**  
**Monoclonal**  
**Anti-MUC1...**



**Sigma-Aldrich**  
**HPA028118**  
**Anti-GUK1**





**Sigma-Aldric**  
**HPA0485**  
**Anti-AEN**  
**antibody.**

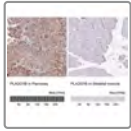


**Anti-PLA2G15 antibody produced in rabbit**

**Synonym(s):** Anti-Gxvpla2, Anti-Llpl, Anti-Lypla3, Anti-Phospholipase a2, group xv

## All Photos (11)



Product No.	Clonality	Application	Species Reactivity	Citations	SDS
<a href="#">HPA041727</a>	polyclonal	IHC	human	1	
<a href="#">HPA041702</a>	polyclonal	IHC	human	3	

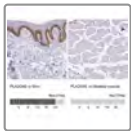


### Anti-PLA2G1B antibody produced in rabbit

**Synonym(s):** Anti-PLA2, Anti-PLA2A, Anti-PPLA2

## All Photos (7)


Product No.	Clonality	Application	Species Reactivity	Citations	SDS
<a href="#">HPA060803</a>	polyclonal	IF, IHC	human	1	
<a href="#">HPA047822</a>	polyclonal	IHC	human	1	

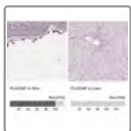


### Anti-PLA2G4E antibody produced in rabbit

**Synonym(s):** Anti-FLJ45651

## All Photos (3)


Product No.	Clonality	Application	Species Reactivity	Citations	SDS
<a href="#">HPA041105</a>	polyclonal	IHC	human		

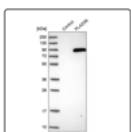


### Anti-PLA2G4F antibody produced in rabbit

**Synonym(s):** Anti-PLA2G4F/Z


## All Photos (3)

Product No.	Clonality	Application	Species Reactivity	Citations	SDS
<a href="#">HPA056752</a>	polyclonal	IHC	human		



### Anti-PLA2G6 antibody produced in rabbit



## All Photos (3)

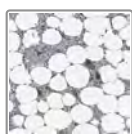
Product No.	Clonality	Application	Species Reactivity	Citations	SDS
<a href="#">HPA001171</a>	polyclonal	IF	human	7	



## Anti-PLA2R1 Antibody, clone 1D5, ZooMAb<sup>®</sup> Rabbit Monoclonal

**All**  
**Photos** (13)


Product No.	Clonality	Application	Species Reactivity	Citations	SDS
<b>ZRB012657</b>	1D5, recombinant monoclonal monoclonal	ICC, IHC (p), WB	human, mouse	 	

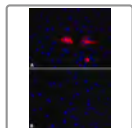


## Anti-PLAUR antibody produced in rabbit

**Synonym(s):** Anti-CD87, Anti-UPAR, Anti-URKR, Anti-plasminogen activator, urokinase receptor

**All**  
**Photos** (4)


Product No.	Clonality	Application	Species Reactivity	Citations	SDS
<b>HPA050843</b>	polyclonal	IHC	human		




## Anti-PLAUR/uPAR antibody, Mouse monoclonal

**Synonym(s):** Anti-CD87, Anti-Plasminogen activator urokinase receptor, Anti-UPAR, Anti-URKR, Monoclonal Anti-PLAUR/uPAR antibody produced in mouse

**All**  
**Photos** (4)


Product No.	Clonality	Application	Species Reactivity	Citations	SDS
<b>SAB4200412</b>	PL231, monoclonal	IF, WB	monkey, rat, canine, human, mouse	8	



## Anti-PLBD2 antibody produced in rabbit

**Synonym(s):** Anti-AC010178.40, Anti-LAMA-like protein 2, Anti-Lamina ancestor homolog 2, Anti-Putative phospholipase B-like 2 precursor, Anti-p76

**All**  
**Photos** (3)

Product No.	Clonality	Application	Species Reactivity	Citations	SDS
<b>HPA017163</b>	polyclonal	IHC	human	1	




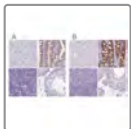
## Anti-PLBD1 antibody produced in rabbit



**Synonym(s):** Anti-FLJ22662



[All Photos](#) (5)

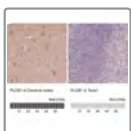
Product No.	Clonality	Application	Species Reactivity	Citations	SDS
<b>HPA040303</b>	polyclonal	IHC	human		



### Anti-PLCB3 antibody produced in rabbit

[All Photos](#) (16)



Product No.	Clonality	Application	Species Reactivity	Citations	SDS
<b>HPA039279</b>	polyclonal	IF, IHC	human		
<b>HPA043907</b>	polyclonal	IF, IHC	human		



### Anti-PLCB1 antibody produced in rabbit

**Synonym(s):** Anti-KIAA0581, Anti-PLC-I, Anti-PLC154


[All Photos](#) (9)

Product No.	Clonality	Application	Species Reactivity	Citations	SDS
<b>HPA057910</b>	polyclonal	IHC	human	1	
<b>HPA034743</b>	polyclonal	IHC	human		



### Anti-PLCB2 antibody produced in rabbit



[All Photos](#) (3)

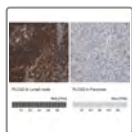
Product No.	Clonality	Application	Species Reactivity	Citations	SDS
<b>HPA069308</b>	polyclonal	IF, IHC	human		



### Anti-PLCD4 antibody produced in rabbit

[All Photos](#) (14)


Product No.	Clonality	Application	Species Reactivity	Citations	SDS
<a href="#">HPA038139</a>	polyclonal	IHC	human		
<a href="#">HPA038140</a>	polyclonal	IF, IHC	human		

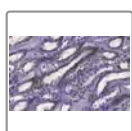


### Anti-PLCG2 antibody produced in rabbit

**Synonym(s):** Anti-1-phosphatidylinositol-4,5-bisphosphate phosphodiesterase gamma-2, Anti-PLC-IV, Anti-PLC-gamma-2, Anti-Phosphoinositide phospholipase C, Anti-Phospholipase C-gamma-2



[All Photos](#) (6)

Product No.	Clonality	Application	Species Reactivity	Citations	SDS
<a href="#">HPA020100</a>	polyclonal	IHC	human	3	



### Anti-PLCy1 Antibody, clone 1H21 ZooMAb<sup>®</sup> Rabbit Monoclonal


[All Photos](#) (8)

Product No.	Clonality	Application	Species Reactivity	Citations	SDS
<a href="#">ZRB1774</a>	1H21, recombinant monoclonal	IHC (p), WB, affinity binding assay	rat, mouse, human		 



### Anti-PLCL1 antibody produced in rabbit


[All Photos](#) (5)

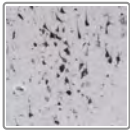
Product No.	Clonality	Application	Species Reactivity	Citations	SDS
<a href="#">HPA031849</a>	polyclonal	IHC	human	2	



### Anti-PLD1 antibody produced in rabbit

[All Photos](#) (4)


Product No.	Clonality	Application	Species Reactivity	Citations	SDS
<b>HPA042396</b>	polyclonal	IF, IHC	human	1	

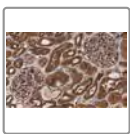


### Anti-PLD3 antibody produced in rabbit

**Synonym(s):** Anti-Choline phosphatase 3, Anti-HindIII K4L homolog, Anti-Hu-K4, Anti-PLD 3, Anti-Phosphatidylcholine-hydrolyzing phospholipase D3, Anti-Phospholipase D3

**All Photos** (5)



Product No.	Clonality	Application	Species Reactivity	Citations	SDS
<b>HPA012800</b>	polyclonal	IHC	human	11	



### Anti-PLD2 Antibody, clone 6F13 ZooMAb<sup>®</sup> Rabbit Monoclonal

**Synonym(s):** Choline phosphatase 2, EC:3.1.4.4, PLD1C, Phosphatidylcholine-hydrolyzing phospholipase D2, Phospholipase D2, hPLD2

**All Photos** (21)


Product No.	Description	SDS
<b>ZRB1629</b>	recombinant, expressed in HEK 293 cells	 



### Anti-PLEC antibody produced in rabbit

**Synonym(s):** Anti-CLTCL2, Anti-EBS1, Anti-Hc, Anti-PCN, Anti-PLEC1, Anti-PLTN, Anti-plectin 1, intermediate filament binding protein

**All Photos** (7)


Product No.	Clonality	Application	Species Reactivity	Citations	SDS
<b>HPA029906</b>	polyclonal	IF, IHC	human	1	



### Anti-PLEK antibody produced in rabbit

**Synonym(s):** Anti-P47, Anti-pleckstrin

**All Photos** (4)

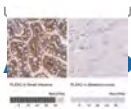
Product No.	Clonality	Application	Species Reactivity	Citations	SDS
<b>HPA031838</b>	polyclonal	IHC	human		



### Anti-PLEK2 antibody produced in rabbit

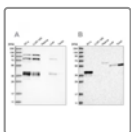
**Synonym(s):** Anti-Pleckstrin-2 antibody produced in rabbit





[Photos](#) (5)

Product No.	Clonality	Application	Species Reactivity	Citations	SDS
<a href="#">HPA001208</a>	polyclonal	IHC	human	1	




### Anti-PLKHA3 antibody produced in rabbit

**Synonym(s):** Anti-FAPP1, Anti-pleckstrin homology domain containing, family A (phosphoinositide binding specific) member 3

[All](#)

[Photos](#) (7)

Product No.	Clonality	Application	Species Reactivity	Citations	SDS
<a href="#">HPA034497</a>	polyclonal	IF, IHC	rat, mouse, human		
<a href="#">HPA034496</a>	polyclonal	IF, IHC	human		



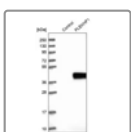
### Anti-PLKHA7 antibody produced in rabbit

**Synonym(s):** Anti-DKFZp686M22243, Anti-Pleckstrin homology domain containing, family A member 7

[All](#)

[Photos](#) (6)

Product No.	Clonality	Application	Species Reactivity	Citations	SDS
<a href="#">HPA038610</a>	polyclonal	IF, IHC	human	11	



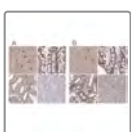
### Anti-PLKHF1 antibody produced in rabbit

**Synonym(s):** Anti-Lysosome-associated apoptosis-inducing protein containing PH and FYVE domains, Anti-PH and FYVE domain-containing protein 1, Anti-PH domain-containing family F member 1, Anti-Phafin-1, Anti-Pleckstrin homology domain-containing family F member 1

[All](#)

[Photos](#) (2)



Product No.	Clonality	Application	Species Reactivity	Citations	SDS
<a href="#">HPA025925</a>	polyclonal	IHC	human		

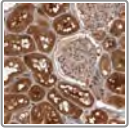


### Anti-PLKHG3 antibody produced in rabbit

**Synonym(s):** ARHGEF43, KIAA0599

[All Photos](#) (10)

Product No.	Clonality	Application	Species Reactivity	Citations	SDS
<a href="#">HPA073702</a>	polyclonal	IHC	human		
<a href="#">HPA074734</a>	polyclonal	IHC	human	1	




### Anti-**PLEKHM1** antibody produced in rabbit

**Synonym(s):** Anti-162 kDa adapter protein, Anti-AP162, Anti-Pleckstrin homology domain-containing family M member 1

**All**



**Photos** (2)

Product No.	Clonality	Application	Species Reactivity	Citations	SDS
<a href="#">HPA025018</a>	polyclonal	IHC	human	8	

**All Photos** (13)

**Anti-PLGRKT antibody produced in rabbit**

**Synonym(s):** Anti-C9orf46, Anti-Uncharacterized protein C9orf46 antibody produced in rabbit


Product No.	Clonality	Application	Species Reactivity	Citations	SDS
<b>HPA011144</b>	polyclonal	IHC	mouse, human, rat	3	
<b>HPA008214</b>	polyclonal	IHC	human	2	

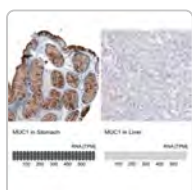


**Anti-PLIN1 antibody produced in rabbit**

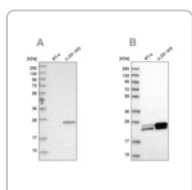
**Synonym(s):** Anti-Lipid droplet-associated protein, Anti-PERI, Anti-PLIN, Anti-Perilipin

**All Photos** (5)

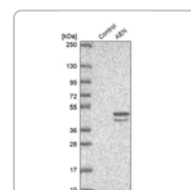
Product No.	Clonality	Application	Species Reactivity	Citations	SDS
<b>HPA024299</b>	polyclonal	IHC	human	1	



Sigma-Aldrich  
**AMAB91533**  
Monoclonal  
Anti-MUC1...



Sigma-Aldrich  
**HPA028118**  
Anti-GUK1



Sigma-Aldrich  
**HPA0485**  
Anti-AEN  
antibody.




## Anti-PLIN4 antibody produced in rabbit

**Synonym(s):** Anti-KIAA1881, Anti-S3-12, Anti-perilipin 4

[All Photos](#) (15)

Product No.	Clonality	Application	Species Reactivity	Citations	SDS
<a href="#">HPA054657</a>	polyclonal	IF, IHC, WB	human		
<a href="#">HPA044682</a>	polyclonal	IF, IHC, WB	human	5	



## ANTI-PLIN3 antibody produced in rabbit

**Synonym(s):** Anti-47 kDa MPR-binding protein, Anti-47 kDa mannose 6-phosphate receptor-binding protein, Anti-Cargo selection protein TIP47, Anti-M6PRBP1, Anti-Mannose-6-phosphate receptor-binding protein 1, Anti-PP17, Anti-Placental protein 17

[All Photos](#) (10)

Product No.	Clonality	Application	Species Reactivity	Citations	SDS
<a href="#">HPA006427</a>	polyclonal	IF, IHC	human	8	
<a href="#">HPA066538</a>	polyclonal	IF, IHC	human	5	

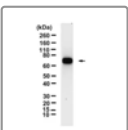


## Anti-PLK5 antibody produced in rabbit

**Synonym(s):** Anti-PLK5P, Anti-SgK384ps, Anti-polo-like kinase 5

[All Photos](#) (3)

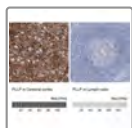
Product No.	Clonality	Application	Species Reactivity	Citations	SDS
<a href="#">HPA035024</a>	polyclonal	IHC	human		



## Anti-PLK1 Antibody, clone 1F2 ZooMAb<sup>®</sup> Rabbit Monoclonal

[All Photos](#) (7)

Product No.	Clonality	Application	Species Reactivity	Citations	SDS
<a href="#">ZRB2323</a>	1F2, recombinant monoclonal	ELISA, WB, affinity binding assay	mouse, rat, human		



## Anti-PLLP antibody produced in rabbit

**Synonym(s):** Anti-PMLP, Anti-TM4SF11, Anti-plasmolipin

[All Photos](#) (3)

Product No.	Clonality	Application	Species Reactivity	Citations	SDS
<a href="#">HPA041862</a>	polyclonal	IHC	human		




## Anti-PLN antibody produced in rabbit

**Synonym(s):** Anti-Cardiac phospholamban, Anti-PLB

[All Photos](#) (4)

Product No.	Clonality	Application	Species Reactivity	Citations	SDS
<a href="#">HPA026900</a>	polyclonal	IHC	human	5	

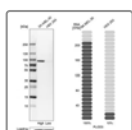


## Anti-PLOD1 antibody produced in rabbit

**Synonym(s):** Anti-LH1, Anti-LLH, Anti-PLOD

[All Photos](#) (4)

Product No.	Clonality	Application	Species Reactivity	Citations	SDS
<a href="#">HPA049137</a>	polyclonal		human	1	
<a href="#">HPA055799</a>	polyclonal		human		

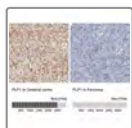


## Anti-PLOD3 antibody produced in rabbit

**Synonym(s):** Anti-LH3, Anti-Lysyl hydroxylase 3, Anti-Procollagen-lysine,2-oxoglutarate 5-dioxygenase 3


[All Photos](#) (5)

Product No.	Clonality	Application	Species Reactivity	Citations	SDS
<a href="#">HPA001236</a>	polyclonal	IHC	human	6	



## Anti-PLP1 antibody produced in rabbit

[All Photos](#) (3)


Product No.	Clonality	Application	Species Reactivity	Citations	SDS
<a href="#">HPA004128</a>	polyclonal	IHC	human	3	

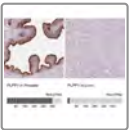


### Anti-PLPP6 antibody produced in rabbit

**Synonym(s):** Anti-FLJ46512, Anti-FLJ90191, Anti-PDP1, Anti-PPAPDC2

[All Photos](#) (3)


Product No.	Clonality	Application	Species Reactivity	Citations	SDS
<a href="#">HPA018096</a>	polyclonal	IF, IHC	human	2	



### Anti-PLPP1 antibody produced in rabbit

**Synonym(s):** Anti-LPP1, Anti-PAP-2a, Anti-PPAP2A



[All Photos](#) (4)

Product No.	Clonality	Application	Species Reactivity	Citations	SDS
<a href="#">HPA047815</a>	polyclonal	IHC	human		



### Anti-PLRG1 antibody produced in rabbit

[All Photos](#) (6)



Product No.	Clonality	Application	Species Reactivity	Citations	SDS
<a href="#">HPA035932</a>	polyclonal	IHC	mouse, rat, human		
<a href="#">HPA035931</a>	polyclonal	IF, IHC	human	1	



### Anti-PLS1 antibody produced in rabbit

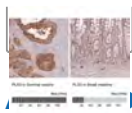
**Synonym(s):** Anti-I-plastin, Anti-Plastin-1, Anti-plastin 1

[All Photos](#) (6)

Product No.	Clonality	Application	Species Reactivity	Citations	SDS
<a href="#">HPA061936</a>	polyclonal	IF, IHC	human		
<a href="#">HPA055744</a>	polyclonal	IHC	human		



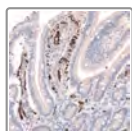
### Anti-PLS3 antibody produced in rabbit



**Synonym(s):** Anti-T-plastin, Anti-plastin 3

[Photos](#) (4)

Product No.	Clonality	Application	Species Reactivity	Citations	SDS
<a href="#">HPA020433</a>	polyclonal	IHC	human	6	

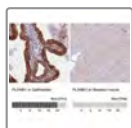


### Anti-PLVAP antibody produced in rabbit

**Synonym(s):** Anti-Fenestrated endothelial-linked structure protein antibody produced in rabbit, Anti-PV-1 antibody produced in rabbit, Anti-Plasmalemma vesicle protein 1 antibody produced in rabbit, Anti-Plasmalemma vesicle-associated protein antibody produced in rabbit

[All Photos](#) (4)

Product No.	Clonality	Application	Species Reactivity	Citations	SDS
<a href="#">HPA002279</a>	polyclonal	IHC	human	9	

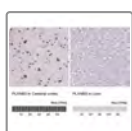


### Anti-PLXNB1 antibody produced in rabbit

**Synonym(s):** Anti-Kiaa0407, Anti-Plexin b1, Anti-Plxn5, Anti-Sep

[All Photos](#) (6)

Product No.	Clonality	Application	Species Reactivity	Citations	SDS
<a href="#">HPA040586</a>	polyclonal	IHC	human	5	

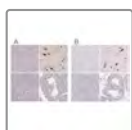


### Anti-PLXNB3 antibody produced in rabbit

**Synonym(s):** Anti-PLEXB3, Anti-PLEXR, Anti-PLXN6

[All Photos](#) (5)

Product No.	Clonality	Application	Species Reactivity	Citations	SDS
<a href="#">HPA048046</a>	polyclonal	IHC	human		

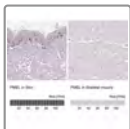


### Anti-PMCH antibody produced in rabbit

**Synonym(s):** Anti-MCH, Anti-pro-melanin-concentrating hormone

[All Photos](#) (14)

Product No.	Clonality	Application	Species Reactivity	Citations	SDS
<a href="#">HPA046055</a>	polyclonal	IHC	mouse, human		
<a href="#">HPA061884</a>	polyclonal	IHC	human, mouse		

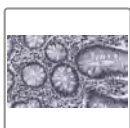


## Anti-PMEL antibody produced in rabbit

**Synonym(s):** Anti-D12S53E, Anti-Pmel17, Anti-SI, Anti-SIL, Anti-SILV, Anti-gp100

[All Photos](#) (4)

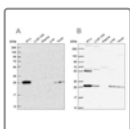
Product No.	Clonality	Application	Species Reactivity	Citations	SDS
<a href="#">HPA031649</a>	polyclonal	IHC	human		



## Anti-PML Antibody, clone 1F13 ZooMAb<sup>®</sup> Rabbit Monoclonal

[All Photos](#) (11)

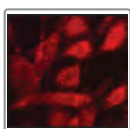
Product No.	Clonality	Application	Species Reactivity	Citations	SDS
<a href="#">ZRB1684</a>	1F13, recombinant monoclonal	ICC, IHC (p), WB, affinity binding assay	human, mouse, rat		



## Anti-PMM2 antibody produced in rabbit

[All Photos](#) (5)

Product No.	Clonality	Application	Species Reactivity	Citations	SDS
<a href="#">HPA063649</a>	polyclonal	IF, IHC	human		
<a href="#">HPA040852</a>	polyclonal	IHC (p), WB	human, rat, mouse		



## Anti-PMP70 antibody produced in rabbit

**Synonym(s):** Anti-70 kDa Peroxisomal membrane Protein, Anti-ABCD3, Anti-PXMP1


[All Photos](#) (3)

Product No.	Clonality	Application	Species Reactivity	Citations	SDS
<a href="#">P0497</a>	polyclonal	IF, IP, WB CL	human, mouse, rat	25	



## Anti-PMP70 antibody produced in rabbit






**Synonym(s):** Anti-Alpha-MPP, Anti-Mitochondrial-processing peptidase subunit alpha, Anti-P-55

[Photos \(8\)](#)

Product No.	Clonality	Application	Species Reactivity	Citations	SDS
<a href="#">HPA063735</a>	polyclonal	IF	human		
<a href="#">HPA021648</a>	polyclonal	IF, IHC	human	3	




### Anti-PNKD antibody produced in rabbit

**Synonym(s):** Anti-myofibrillogenesis regulator 1 isoform 1 antibody produced in rabbit

[All Photos \(3\)](#)

Product No.	Clonality	Application	Species Reactivity	Citations	SDS
<a href="#">HPA010134</a>	polyclonal	IF, IHC	human	5	

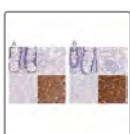


### Anti-PNKP antibody produced in rabbit

**Synonym(s):** Anti-Bifunctional polynucleotide phosphatase/kinase, Anti-DNA 5'-kinase/3'-phosphatase, Anti-Polynucleotide kinase- 3'-phosphatase

[All Photos \(4\)](#)

Product No.	Clonality	Application	Species Reactivity	Citations	SDS
<a href="#">HPA006782</a>	polyclonal	IF, IHC	human	3	

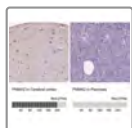


### Anti-PNLIP antibody produced in rabbit

**Synonym(s):** Anti-PL

[All Photos \(14\)](#)

Product No.	Clonality	Application	Species Reactivity	Citations	SDS
<a href="#">HPA062430</a>	polyclonal	IHC	human		
<a href="#">HPA062494</a>	polyclonal	IHC	human		




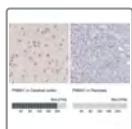
## Anti-PNMA2 antibody produced in rabbit

**Synonym(s):** Anti-40 kDa neuronal protein antibody produced in rabbit, Anti-Onconeuroal antigen Ma2 antibody produced in rabbit, Anti-Paraneoplastic antigen Ma2 antibody produced in rabbit, Anti-Paraneoplastic neuronal antigen MM2 antibody produced in rabbit

[All](#)

[Photos](#) (4)

Product No.	Clonality	Application	Species Reactivity	Citations	SDS
<a href="#">HPA001936</a>	polyclonal	IHC	human	3	





## Anti-PNMA1 antibody produced in rabbit

**Synonym(s):** Anti-37 kDa neuronal protein antibody produced in rabbit, Anti-Neuron-and testis-specific protein 1 antibody produced in rabbit, Anti-Paraneoplastic antigen Ma1 antibody produced in rabbit



[All](#)

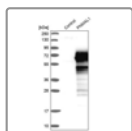
[Photos](#) (14)

Product No.	Clonality	Application	Species Reactivity	Citations	SDS
<a href="#">HPA015007</a>	polyclonal	IHC	human	3	
<a href="#">HPA003817</a>	polyclonal	IHC	human	2	

## All Photos (8) **Anti-PNMA5 antibody produced in rabbit**

**Synonym(s):** Anti-KIAA1934, Anti-paraneoplastic Ma antigen family member 5


Product No.	Clonality	Application	Species Reactivity	Citations	SDS
<b>HPA073946</b>	polyclonal	IF, IHC	human		
<b>HPA044690</b>	polyclonal	IHC	human		

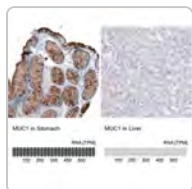


## **Anti-PNMAL1 antibody produced in rabbit**

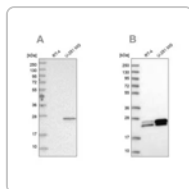
**Synonym(s):** Anti-PNMA-like protein 1

## All Photos (3)

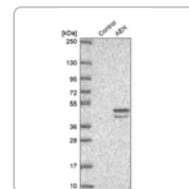
Product No.	Clonality	Application	Species Reactivity	Citations	SDS
<b>HPA012956</b>	polyclonal	IF, IHC, WB	human	2	



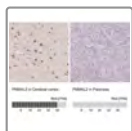
Sigma-Aldrich  
**AMAB91533**  
Monoclonal  
Anti-MUC1...



Sigma-Aldrich  
**HPA028118**  
Anti-GUK1




Sigma-Aldric  
**HPA0485**  
Anti-AEN  
antibody.



## Anti-PNMAL2 antibody produced in rabbit

[All Photos](#) (3)

Product No.	Clonality	Application	Species Reactivity	Citations	SDS
<b>HPA054810</b>	polyclonal	IHC	human		

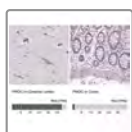


## Anti-PNMT antibody produced in rabbit

**Synonym(s):** Anti-PENT

[All Photos](#) (12)

Product No.	Clonality	Application	Species Reactivity	Citations	SDS
<b>HPA043412</b>	polyclonal	IHC	human	1	
<b>HPA051005</b>	polyclonal	IHC	human	1	



## Anti-PNOC antibody produced in rabbit

**Synonym(s):** Anti-Ppnoc, Anti-Prepronociceptin

[All Photos](#) (13)

Product No.	Clonality	Application	Species Reactivity	Citations	SDS
<b>HPA056724</b>	polyclonal	IHC	human		
<b>HPA044507</b>	polyclonal	IHC (p), WB	human		



## ANTI-PNP antibody produced in rabbit

**Synonym(s):** Anti-Inosine phosphorylase, Anti-NP, Anti-PNP, Anti-Purine nucleoside phosphorylase




[All Photos](#) (6)

Product No.	Clonality	Application	Species Reactivity	Citations	SDS
<b>HPA001625</b>	polyclonal	IF, IHC	human, mouse, rat	2	



## Anti-PNPLA3 Antibody, clone 11C5 ZooMAb<sup>®</sup> Mouse Monoclonal

**All**  
**Photos** (6)



Product No.	Clonality	Application	Species Reactivity	Citations	SDS
<b>ZMS1209</b>	recombinant monoclonal	ELISA, ICC, IHC, WB	human		  



**Anti-PNPO antibody produced in rabbit**

**Synonym(s):** Anti-Pyridoxamine-phosphate oxidase, Anti-Pyridoxine-5'-phosphate oxidase, Anti-HSTE14, Anti-PCCMT, Anti-PDXPO, Anti-PPMT, Anti-pyridoxamine 5'-phosphate oxidase

**All**  
**Photos** (15)



Product No.	Clonality	Application	Species Reactivity	Citations	SDS
<b>HPA023204</b>	polyclonal	IF, IHC	human	4	
<b>HPA027776</b>	polyclonal	IF, IHC	human	3	

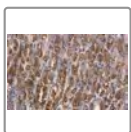


**Anti-PNPT1 antibody produced in rabbit**

**Synonym(s):** Anti-DFNB70, Anti-OLD35, Anti-PNPase, Anti-old-35

**All Photos** (5)



Product No.	Clonality	Application	Species Reactivity	Citations	SDS
<b>HPA034602</b>	polyclonal	IHC	human		
<b>HPA034603</b>	polyclonal	IF, IHC	human		

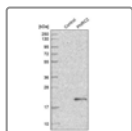


**Anti-PNPT1 Antibody, clone 2D23 ZooMAb<sup>®</sup> Rabbit Monoclonal**

**Synonym(s):** 3'-5' RNA exonuclease OLD35, EC:2.7.7.8, PNPase 1, PNPase old-35, Polynucleotide phosphorylase 1, Polynucleotide phosphorylase-like protein, Polyribonucleotide nucleotidyltransferase 1 mitochondrial

**All**  
**Photos** (8)

Product No.	Description	SDS
<b>ZRB1066</b>	recombinant, expressed in HEK 293 cells	 

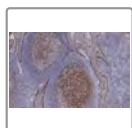


## Anti-PNRC2 antibody produced in rabbit

**Synonym(s):** Anti-proline-rich nuclear receptor coactivator 2

[All Photos](#) (5)

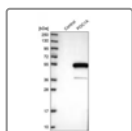
Product No.	Clonality	Application	Species Reactivity	Citations	SDS
<a href="#">HPA045837</a>	polyclonal	IF, IHC	human		
<a href="#">HPA027820</a>	polyclonal	IHC	human		



## Anti-p75NTR Antibody, clone 1N3 ZooMAb<sup>®</sup> Rabbit Monoclonal

[All Photos](#) (11)

Product No.	Clonality	Application	Species Reactivity	Citations	SDS
<a href="#">ZRB1510</a>	1N3, recombinant monoclonal	FACS, IHC, WB, affinity binding assay	human, rat		

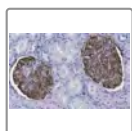


## Anti-POC1A antibody produced in rabbit

**Synonym(s):** Anti-DKFZP434C245, Anti-POC1 centriolar protein homolog A (*Chlamydomonas*), Anti-POC1A, Anti-WDR51A

[All Photos](#) (5)

Product No.	Clonality	Application	Species Reactivity	Citations	SDS
<a href="#">HPA040600</a>	polyclonal	IHC	human	2	



## Anti-Podocin Antibody, clone 1C10 ZooMAb<sup>®</sup> Rabbit Monoclonal

[All Photos](#) (11)




Product No.	Clonality	Application	Species Reactivity	Citations	SDS
<a href="#">ZRB1262</a>	recombinant monoclonal	IF, IHC (p), WB,	human		

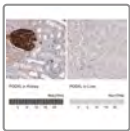
Product No.	Clonality	Application	Species Reactivity	Citations	SDS
		affinity binding assay			



## Anti-Podoplanin Antibody, clone 3N7 ZooMAb<sup>®</sup> Rabbit Monoclonal

**All Photos** (7)



Product No.	Clonality	Application	Species Reactivity	Citations	SDS
<b>ZRB2499</b>	recombinant monoclonal	FACS, ICC, IHC, WB, affinity binding assay	human, mouse		  

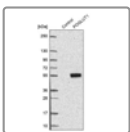


## Anti-PODXL antibody produced in rabbit

**Synonym(s):** Anti-Gp200, Anti-PC, Anti-PCLP, Anti-podocalyxin-like, Anti-Podocalyxin-like protein 1 precursor

**All Photos** (11)



Product No.	Clonality	Application	Species Reactivity	Citations	SDS
<b>HPA045507</b>	polyclonal	IHC, WB	human	1	
<b>HPA002110</b>	polyclonal	IF, IHC	human	7	



## Anti-POGLUT1 antibody produced in rabbit

**Synonym(s):** 9630046K23Rik, C3orf9, KDELCL1, KTELC1, MDS010, hCLP46, Anti-9630046K23Rik, Anti-C3orf9, Anti-HCLP46, Anti-KDELCL1, Anti-KTELC (Lys-Tyr-Glu-Leu) containing 1, Anti-KTELC1, Anti-MDS010, Anti-MDSRP, Anti-MGC32995

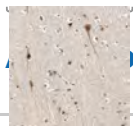
**All Photos** (7)

Product No.	Clonality	Application	Species Reactivity	Citations	SDS
<b>HPA037856</b>	polyclonal	IHC, WB	human		
<b>HPA037855</b>	polyclonal	IHC	human	2	



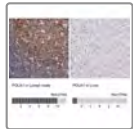
## Anti-POGZ antibody produced in rabbit

**Synonym(s):** KIAA0461, ZNF280E, ZNF635m



[Photos](#) (10)

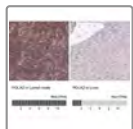
Product No.	Clonality	Application	Species Reactivity	Citations	SDS
<a href="#">HPA006800</a>	polyclonal	IF, IHC	human	1	
<a href="#">HPA008781</a>	polyclonal	IF, IHC	human	1	



### Anti-POLA1 antibody produced in rabbit

[All Photos](#) (4)

Product No.	Clonality	Application	Species Reactivity	Citations	SDS
<a href="#">HPA002947</a>	polyclonal	IF, IHC	human	2	



### Anti-POLA2 antibody produced in rabbit

**Synonym(s):** Anti-FLJ21662, Anti-Polymerase (DNA directed),  $\alpha$  2 (70kD subunit)

[All Photos](#) (4)

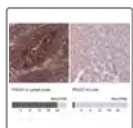
Product No.	Clonality	Application	Species Reactivity	Citations	SDS
<a href="#">HPA037570</a>	polyclonal	IF, IHC	human		



### Anti-POLB antibody produced in rabbit

[All Photos](#) (7)

Product No.	Clonality	Application	Species Reactivity	Citations	SDS
<a href="#">HPA049104</a>	polyclonal	IF, IHC	human		



### Anti-POLD1 antibody produced in rabbit

**Synonym(s):** Anti-CDC2, Anti-POLD

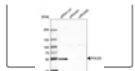
[All Photos](#) (7)

Product No.	Clonality	Application	Species Reactivity	Citations	SDS
<a href="#">HPA046524</a>	polyclonal	IF, IHC	human	1	



### Anti-POLD2 antibody produced in rabbit






**Synonym(s):** Anti-DNA polymerase delta subunit 2, Anti-DNA polymerase delta subunit p50

[All Photos](#) (8)

Product No.	Clonality	Application	Species Reactivity	Citations	SDS
<a href="#">HPA026745</a>	polyclonal	IF, IHC	rat, mouse, human	7	



### Anti-POLD3 antibody produced in rabbit

[All Photos](#) (4)

Product No.	Clonality	Application	Species Reactivity	Citations	SDS
<a href="#">HPA058846</a>	polyclonal	IF, IHC	human		



### Anti-POLI antibody produced in rabbit

[All Photos](#) (3)

Product No.	Clonality	Application	Species Reactivity	Citations	SDS
<a href="#">HPA064696</a>	polyclonal	IHC	human		

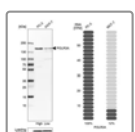


### Anti-POLQ Antibody, clone 2F5 ZooMAb<sup>®</sup> Rabbit Monoclonal

**Synonym(s):** Anti-POLQ Antibody, clone 2F5 ZooMAb<sup>®</sup> Rabbit Monoclonal

[All Photos](#) (7)


Product No.	Clonality	Application	Species Reactivity	Citations	SDS
<a href="#">ZRB2273</a>	2F5, recombinant monoclonal	ICC, IHC, WB, affinity binding assay	human		

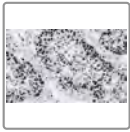


### Anti-POLR3A antibody produced in rabbit

**Synonym(s):** Anti-HRPC155, Anti-Polymerase (RNA) III (DNA directed) polypeptide A, 155 kDa, Anti-RPC1, Anti-RPC155

[All Photos](#) (7)

Product No.	Clonality	Application	Species Reactivity	Citations	SDS
<b>HPA037926</b>	polyclonal	IF, IHC	human		





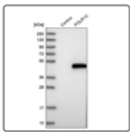
## Anti-POLR2A Antibody, clone 3G21 ZooMAb<sup>®</sup> Rabbit Monoclonal

**Synonym(s):** DNA-directed RNA polymerase II subunit A, DNA-directed RNA polymerase II subunit RPB1, DNA-directed RNA polymerase III largest subunit, EC:2.7.7.6, RNA polymerase II subunit B1, RNA-directed RNA polymerase II subunit RPB1

**All**

**Photos** (19)

Product No.	Clonality	Application	Species Reactivity	Citations	SDS
<b>ZRB1409</b>	recombinant monoclonal	ICC, IHC, WB	mouse, human, rat	 	




## Anti-POLR1C antibody produced in rabbit

**Synonym(s):** Anti-RPA39, Anti-RPA40, Anti-RPA5, Anti-RPAC1, Anti-polymerase (RNA) I polypeptide C, 30kDa

**All**

**Photos** (2)



Product No.	Clonality	Application	Species Reactivity	Citations	SDS
<b>HPA031010</b>	polyclonal	IHC (p), WB	human		



## Anti-POLR2C antibody produced in rabbit

**Synonym(s):** Anti-Polymerase (rna) ii (dna directed) polypeptide c, 33kda, Anti-Rpb3

**All Photos** (16)


Product No.	Clonality	Application	Species Reactivity	Citations	SDS
<b>HPA040919</b>	polyclonal	IF, IHC	human, rat, mouse		
<b>HPA041826</b>	polyclonal	IF, IHC	rat, mouse, human		

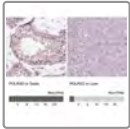
All

## Anti-POLR1D antibody produced in rabbit

Photos (3)


**Synonym(s):** Anti-MGC9850, Anti-Polymerase (RNA) I polypeptide D, 16kDa, Anti-RPA16, Anti-RPA9, Anti-RPAC2, Anti-RPO1-3

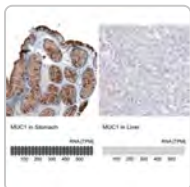
Product No.	Clonality	Application	Species Reactivity	Citations	SDS
<a href="#">HPA039337</a>	polyclonal	IF, IHC	human	1	



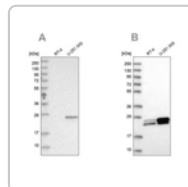
## Anti-POLR3D antibody produced in rabbit

All Photos (3)

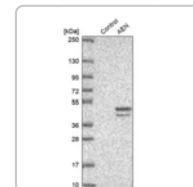
Product No.	Clonality	Application	Species Reactivity	Citations	SDS
<a href="#">HPA068461</a>	polyclonal	IHC	human		



Sigma-Aldrich  
**AMAB91533**  
Monoclonal  
Anti-MUC1...




Sigma-Aldrich  
**HPA028118**  
Anti-GUK1



Sigma-Aldrich  
**HPA0485**  
Anti-AEN  
antibody.




## Anti-POLR2E antibody produced in rabbit



Photos (4)

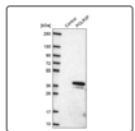
Product No.	Clonality	Application	Species Reactivity	Citations	SDS
<a href="#">HPA068992</a>	polyclonal	IHC	human		
<a href="#">HPA063030</a>	polyclonal	IF, WB	human		



### Anti-POLR3E antibody produced in rabbit

All Photos (2)

Product No.	Clonality	Application	Species Reactivity	Citations	SDS
<a href="#">HPA041419</a>	polyclonal	IF	human		




### Anti-POLR3F antibody produced in rabbit

**Synonym(s):** Anti-RPC39, Anti-RPC6, Anti-polymerase (RNA) III (DNA directed) polypeptide F, 39 kDa

All Photos (2)

Product No.	Clonality	Application	Species Reactivity	Citations	SDS
<a href="#">HPA049441</a>	polyclonal	IHC	human		

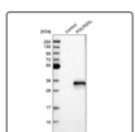


### Anti-POLR2F antibody produced in rabbit

**Synonym(s):** Anti-DNA-directed RNA polymerases I, II, and III 14.4 kDa polypeptide antibody produced in rabbit, Anti-RPABC14.4 antibody produced in rabbit, Anti-RPABC2 antibody produced in rabbit, Anti-RPB14.4 antibody produced in rabbit, Anti-RPB6 antibody produced in rabbit

All Photos (3)


Product No.	Clonality	Application	Species Reactivity	Citations	SDS
<a href="#">HPA000827</a>	polyclonal	IF, IHC	human	2	




### Anti-POLR3GL antibody produced in rabbit

**Synonym(s):** Anti-MGC15407, Anti-MGC3200, Anti-flj32422, Anti-polymerase (RNA) III (DNA directed) polypeptide G (32kD)-like

All Photos (2)


Product No.	Clonality	Application	Species Reactivity	Citations	SDS
<a href="#">HPA027288</a>	polyclonal	IHC	human		




### Anti-POLR2H

**Synonym(s):** RPB8

[All Photos](#) (1)


Product No.	Clonality	Application	Species Reactivity	Citations	SDS
<a href="#">HPA055813</a>	polyclonal	WB	human		

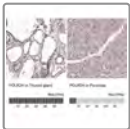


### Anti-POLR3H antibody produced in rabbit

**Synonym(s):** Anti-KIAA1665, Anti-RPC8, Anti-polymerase (RNA) III (DNA directed) polypeptide H (22.9kD)

[All Photos](#) (3)


Product No.	Clonality	Application	Species Reactivity	Citations	SDS
<a href="#">HPA046787</a>	polyclonal	IF, IHC, WB	human		

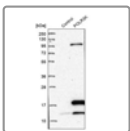


### Anti-POLR2H antibody produced in rabbit

**Synonym(s):** Anti-Polymerase (RNA) II (DNA directed) polypeptide H, Anti-RPB8

[All Photos](#) (5)


Product No.	Clonality	Application	Species Reactivity	Citations	SDS
<a href="#">HPA037745</a>	polyclonal	IHC	mouse, human, rat		

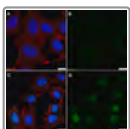


### Anti-POLR3K antibody produced in rabbit

**Synonym(s):** Anti-DNA-directed RNA polymerases III 12.5 kDa polypeptide antibody produced in rabbit, Anti-HsC11p antibody produced in rabbit, Anti-RNA polymerase III C11 subunit antibody produced in rabbit, Anti-RNA polymerase III subunit K antibody produced in rabbit, Anti-hRPC11 antibody produced in rabbit



[All Photos](#) (5)

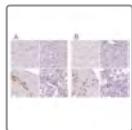
Product No.	Clonality	Application	Species Reactivity	Citations	SDS
<a href="#">HPA005891</a>	polyclonal	IHC	human	1	



### Anti-Poly(ADP-ribose) Antibody, clone 10H ZooMAb<sup>®</sup> Mouse Monoclonal



## All Photos (3)

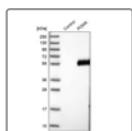
Product No.	Clonality	Application	Species Reactivity	Citations	SDS
<b>ZMS1103</b>	10H, recombinant monoclonal	ICC, IP, WB	human	 	



### Anti-POMC antibody produced in rabbit


## All Photos (10)

Product No.	Clonality	Application	Species Reactivity	Citations	SDS
<b>HPA063644</b>	polyclonal	IHC	human		
<b>HPA046135</b>	polyclonal	IHC	human		



### Anti-POMK antibody produced in rabbit

## All Photos (3)


Product No.	Clonality	Application	Species Reactivity	Citations	SDS
<b>HPA013321</b>	polyclonal	IF, IHC	human	2	

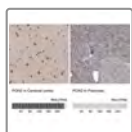


### Anti-POM121L12 antibody produced in rabbit

**Synonym(s):** Anti-DKFZp564N2472, Anti-POM121 membrane glycoprotein-like 12 (rat)

## All Photos (3)


Product No.	Clonality	Application	Species Reactivity	Citations	SDS
<b>HPA027836</b>	polyclonal	IHC	human		

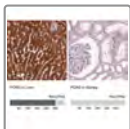


### Anti-PON2 antibody produced in rabbit

**Synonym(s):** Anti-paraoxonase 2

## All Photos (4)

Product No.	Clonality	Application	Species Reactivity	Citations	SDS
<b>HPA029193</b>	polyclonal	IHC	human	2	



## Anti-PON3 antibody produced in rabbit

**Synonym(s):** Anti-Serum paraoxonase/lactonase 3

[All Photos](#) (5)

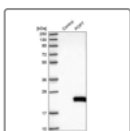
Product No.	Clonality	Application	Species Reactivity	Citations	SDS
<a href="#">HPA014848</a>	polyclonal	IHC	human	4	



## Anti-PON2 Antibody, clone 1B6 ZooMAb® Rabbit Monoclonal

[All Photos](#) (7)

Product No.	Clonality	Application	Species Reactivity	Citations	SDS
<a href="#">ZRB2347</a>	1B6, recombinant monoclonal	ICC, IHC, WB, affinity binding assay	rat, human		

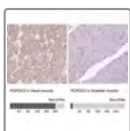


## Anti-POP7 antibody produced in rabbit

**Synonym(s):** Anti-Processing of precursor 7, ribonuclease P/MRP subunit (*S. cerevisiae*), Anti-RPP2, Anti-RPP20

[All Photos](#) (5)

Product No.	Clonality	Application	Species Reactivity	Citations	SDS
<a href="#">HPA021007</a>	polyclonal	IF, IHC	human	3	

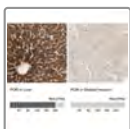


## Anti-POPDC2 antibody produced in rabbit

**Synonym(s):** Anti-Popeye domain-containing protein 2, Anti-Popeye protein 2

[All Photos](#) (4)


Product No.	Clonality	Application	Species Reactivity	Citations	SDS
<a href="#">HPA024255</a>	polyclonal	IHC	human	6	

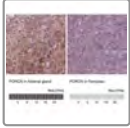


## Anti-POR antibody produced in rabbit

**Synonym(s):** Anti-CPR antibody produced in rabbit, Anti-NADPH--cytochrome P450 reductase antibody produced in rabbit, Anti-P450R antibody produced in rabbit


## All Photos (8)


Product No.	Clonality	Application	Species Reactivity	Citations	SDS
<a href="#">HPA010136</a>	polyclonal	IF, IHC	human, rat, mouse	6	



### Anti-PORCN antibody produced in rabbit

#### All Photos (3)


Product No.	Clonality	Application	Species Reactivity	Citations	SDS
<a href="#">HPA058413</a>	polyclonal	IHC	human		

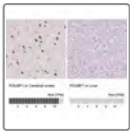


### Anti-POSTN antibody produced in rabbit

**Synonym(s):** Anti-OSF-2, Anti-Osteoblast-specific factor 2, Anti-PN, Anti-Periostin precursor

#### All Photos (4)


Product No.	Clonality	Application	Species Reactivity	Citations	SDS
<a href="#">HPA012306</a>	polyclonal	IHC	human	14	

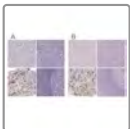


### Anti-POU6F1 antibody produced in rabbit

**Synonym(s):** Anti-BRN5, Anti-MPOU, Anti-POU class 6 homeobox 1, Anti-TCFB1

#### All Photos (5)



Product No.	Clonality	Application	Species Reactivity	Citations	SDS
<a href="#">HPA047021</a>	polyclonal	IHC	human		



### Anti-POU1F1 antibody produced in rabbit

**Synonym(s):** Anti-Ghf-1, Anti-Pit1, Anti-Pou class 1 homeobox 1, Anti-Pou1f1a

#### All Photos (10)

Product No.	Clonality	Application	Species Reactivity	Citations	SDS
<a href="#">HPA050624</a>	polyclonal	IHC	human	2	
<a href="#">HPA041646</a>	polyclonal	IHC	human	1	

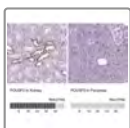




## Anti-POU2F2 antibody produced in rabbit

[All Photos](#) (4)

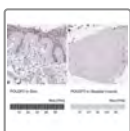
Product No.	Clonality	Application	Species Reactivity	Citations	SDS
<b>HPA073998</b>	polyclonal	IF, IHC, WB	human		



## Anti-POU3F3 antibody produced in rabbit

[All Photos](#) (4)

Product No.	Clonality	Application	Species Reactivity	Citations	SDS
<b>HPA067151</b>	polyclonal	IHC	human	1	



## Anti-POU2F3 antibody produced in rabbit

**Synonym(s):** Anti-Octamer-binding transcription factor 11, Anti-PLA-1 protein, Anti-POU domain, class 2, transcription factor 3, Anti-Transcription factor Skn-1

[All Photos](#) (6)


Product No.	Clonality	Application	Species Reactivity	Citations	SDS
<b>HPA019652</b>	polyclonal	IHC	human	15	



## Anti-POU2F3 Antibody, clone 1L11 ZooMAb<sup>®</sup> Rabbit Monoclonal

[All Photos](#) (6)


Product No.	Clonality	Application	Species Reactivity	Citations	SDS
<b>ZRB2805</b>	recombinant monoclonal	ICC, IHC, WB, affinity binding assay	human		



## Anti-POU3F4 antibody produced in rabbit

**Synonym(s):** Anti-BRN4, Anti-DFN3, Anti-OTF9, Anti-POU class 3 homeobox 4

## All Photos (1)



Product No.	Clonality	Application	Species Reactivity	Citations	SDS
<b>HPA031984</b>	polyclonal		human	1	

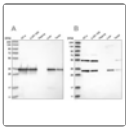
All

## Anti-PPA1 antibody produced in rabbit

Photos (6)

**Synonym(s):** Anti-Inorganic pyrophosphatase, Anti-PPase, Anti-Pyrophosphate phosphohydrolase

Product No.	Clonality	Application	Species Reactivity	Citations	SDS
<a href="#">HPA019878</a>	polyclonal	IHC	rat, mouse, human	4	
<a href="#">HPA020096</a>	polyclonal	IF, IHC	human	2	





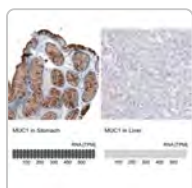
## Anti-PPA2 antibody produced in rabbit

**Synonym(s):** Anti-FLJ20459, Anti-FLJ43346, Anti-NYS, Anti-NYS1, Anti-pyrophosphatase (inorganic) 2

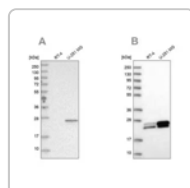
All

Photos (5)

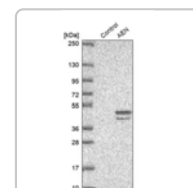
Product No.	Clonality	Application	Species Reactivity	Citations	SDS
<a href="#">HPA031672</a>	polyclonal	IHC, WB	human	3	
<a href="#">HPA031671</a>	polyclonal	IF, IHC	human		



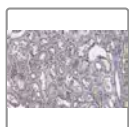
Sigma-Aldrich  
**AMAB91533**  
Monoclonal  
Anti-MUC1...



Sigma-Aldrich  
**HPA028118**  
Anti-GUK1





Sigma-Aldrich  
**HPA0485**  
Anti-AEN  
antibody.



## Anti-PP2A C subunit Antibody, clone 2B15 ZooMAb<sup>®</sup> Rabbit Monoclonal



[All Photos](#) (16)

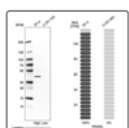
Product No.	Clonality	Application	Species Reactivity	Citations	SDS
<a href="#">ZRB1154</a>	2B15, recombinant monoclonal	ICC, IHC (p), WB	human, mouse	 	



## Anti-PPAR $\alpha$ Antibody, clone 4G22 ZooMAb<sup>®</sup> Rabbit Monoclonal


[All Photos](#) (11)

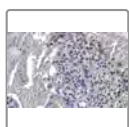
Product No.	Clonality	Application	Species Reactivity	Citations	SDS
<a href="#">ZRB2372</a>	4G22, recombinant monoclonal	ICC, IHC, WB, affinity binding assay	rat, human	 	



## Anti-PPARG antibody produced in rabbit



[All Photos](#) (3)


Product No.	Clonality	Application	Species Reactivity	Citations	SDS
<a href="#">HPA063663</a>	polyclonal	IF	human		



## Anti-PPAR $\gamma$ Antibody, clone 1119 ZooMAb<sup>®</sup> Rabbit Monoclonal

[All Photos](#) (10)


Product No.	Clonality	Application	Species Reactivity	Citations	SDS
<b>ZRB1428</b>	1119, recombinant monoclonal	ICC, IHC (p), WB	mouse, human	 	




### Anti-PPCDC antibody produced in rabbit

**Synonym(s):** Anti-FLJ14585, Anti-MDS018, Anti-phosphopantothencysteine decarboxylase

[All Photos \(3\)](#)



Product No.	Clonality	Application	Species Reactivity	Citations	SDS
<b>HPA045667</b>	polyclonal	IF, IHC	human		

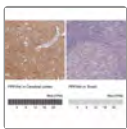


### Anti-PPCS antibody produced in rabbit

**Synonym(s):** Anti-FLJ11838, Anti-phosphopantothencysteine synthetase



[All Photos \(5\)](#)

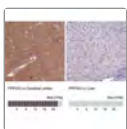
Product No.	Clonality	Application	Species Reactivity	Citations	SDS
<b>HPA031363</b>	polyclonal	IHC	human		
<b>HPA031361</b>	polyclonal	IF, IHC	human		



### Anti-PPFIA4 antibody produced in rabbit

[All Photos \(6\)](#)


Product No.	Clonality	Application	Species Reactivity	Citations	SDS
<b>HPA053419</b>	polyclonal	IHC	human	1	
<b>HPA054132</b>	polyclonal	IHC	human		





### Anti-PPFIA3 antibody produced in rabbit

**Synonym(s):** Anti-KIAA0654, Anti-LPNA3, Anti-MGC126567, Anti-MGC126569, Anti-protein tyrosine phosphatase, receptor type, f polypeptide (PTPRF), interacting protein (liprin), alpha 3

[All Photos \(6\)](#)

Product No.	Clonality	Application	Species Reactivity	Citations	SDS
<b>HPA050340</b>	polyclonal	IHC	human		


Product No.	Clonality	Application	Species Reactivity	Citations	SDS
<a href="#">HPA043567</a>	polyclonal	IHC	human		



### Anti-PPFIB1 antibody produced in rabbit

**Synonym(s):** Anti-Liprin-β-1 antibody produced in rabbit, Anti-PTPRF-interacting protein-binding protein 1 antibody produced in rabbit, Anti-Protein tyrosine phosphatase receptor type f polypeptide-interacting protein-binding protein 1 antibody produced in rabbit, Anti-hSGT2 antibody produced in

[All Photos](#) (3)<sup>rabbit</sup>



Product No.	Clonality	Application	Species Reactivity	Citations	SDS
<a href="#">HPA001924</a>	polyclonal	IF, IHC	human	3	

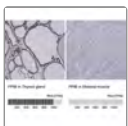


### Anti-PPHLN1 antibody produced in rabbit

**Synonym(s):** Anti-Periphilin 1

[All Photos](#) (15)


Product No.	Clonality	Application	Species Reactivity	Citations	SDS
<a href="#">HPA038903</a>	polyclonal	IF, IHC	human		
<a href="#">HPA038902</a>	polyclonal	IF, IHC	human	9	

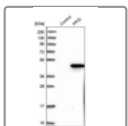


### Anti-PPIB antibody produced in rabbit

**Synonym(s):** Anti-CYP-S1, Anti-Cyclophilin B, Anti-PPIase, Anti-Peptidyl-prolyl cis-trans isomerase B precursor, Anti-Rotamase, Anti-S-cyclophilin, Anti-SCYLP

[All Photos](#) (9)


Product No.	Clonality	Application	Species Reactivity	Citations	SDS
<a href="#">HPA012720</a>	polyclonal	IF, IHC	mouse, rat, human	7	




### Anti-PPID antibody produced in rabbit

**Synonym(s):** Anti-40 kDa peptidyl-prolyl cis-trans isomerase, Anti-CYP-40, Anti-Cyclophilin-40, Anti-Cyclophilin-related protein, Anti-PPIase, Anti-Rotamase

[All Photos](#) (3)

Product No.	Clonality	Application	Species Reactivity	Citations	SDS
<a href="#">HPA019520</a>	polyclonal	IHC	human	3	

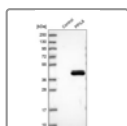


## Anti-PP1E antibody produced in rabbit

**Synonym(s):** Anti-Cyclophilin E, Anti-Cyclophilin-33, Anti-PPIase E, Anti-Peptidyl-prolyl cis-trans isomerase E, Anti-Rotamase E

[All Photos](#) (2)

Product No.	Clonality	Application	Species Reactivity	Citations	SDS
<a href="#">HPA020131</a>	polyclonal	IHC	human	5	

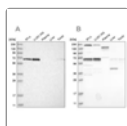


## Anti-PP1L6 antibody produced in rabbit

**Synonym(s):** Anti-BA425D10.6, Anti-DJ919F19.1, Anti-MGC41939, Anti-Peptidylprolyl isomerase (cyclophilin)-like 6, Anti-RSPH12

[All Photos](#) (3)

Product No.	Clonality	Application	Species Reactivity	Citations	SDS
<a href="#">HPA036717</a>	polyclonal	IF, IHC	human		

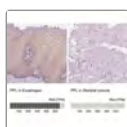


## Anti-PP1L4 antibody produced in rabbit

**Synonym(s):** Anti-peptidylprolyl isomerase (cyclophilin)-like 4

[All Photos](#) (6)

Product No.	Clonality	Application	Species Reactivity	Citations	SDS
<a href="#">HPA031599</a>	polyclonal	IF, WB	human		
<a href="#">HPA031600</a>	polyclonal	IF, IHC	mouse, rat, human		




## Anti-PPL antibody produced in rabbit

**Synonym(s):** Anti-periplakin

[All Photos](#) (10)



Product No.	Clonality	Application	Species Reactivity	Citations	SDS
<a href="#">HPA059859</a>	polyclonal	IHC	human		
<a href="#">HPA042550</a>	polyclonal	IHC	human		



## Anti-PPM1F antibody produced in rabbit

**Synonym(s):** Anti-CAMKP, Anti-CaMKPase, Anti-FEM-2, Anti-KIAA0015, Anti-POPX2, Anti-protein phosphatase 1F (PP2C domain containing), Anti-Protein phosphatase, Mg<sup>2+</sup>/Mn<sup>2+</sup> dependent, 1F

**All  
Photos** (5)



Product No.	Clonality	Application	Species Reactivity	Citations	SDS
<b>HPA030990</b>	polyclonal	IHC	human		
<b>HPA030989</b>	polyclonal	IF, IHC	human		

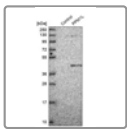


**Anti-PPM1G antibody produced in rabbit**

**Synonym(s):** Anti-PP2Cy, Anti-PP2CG, Anti-protein phosphatase 1G (formerly 2C), magnesium-dependent,  $\gamma$  isoform, Anti-Protein phosphatase, Mg<sup>2+</sup>/Mn<sup>2+</sup> dependent, 1G

**All  
Photos** (19)


Product No.	Clonality	Application	Species Reactivity	Citations	SDS
<b>HPA035531</b>	polyclonal	IF, IHC	mouse, human, rat		
<b>HPA035530</b>	polyclonal	IF, IHC	rat, mouse, human		



**Anti-PPM1L antibody produced in rabbit**

**Synonym(s):** Anti-PP2C-epsilon, Anti-Protein phosphatase 1-like, Anti-Protein phosphatase 1L, Anti-Protein phosphatase 2C isoform epsilon

**All  
Photos** (2)


Product No.	Clonality	Application	Species Reactivity	Citations	SDS
<b>HPA019891</b>	polyclonal	IHC	human	2	

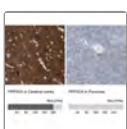


**Anti-PPP4C antibody produced in rabbit**

**Synonym(s):** Anti-PP4, Anti-PPX, Anti-protein phosphatase 4, catalytic subunit

**All Photos** (5)

Product No.	Clonality	Application	Species Reactivity	Citations	SDS
<b>HPA043837</b>	polyclonal	IF, IHC	human		




**Anti-PPP3CA antibody produced in rabbit**

**Synonym(s):** Anti-CAM-PRP catalytic subunit, Anti-Calmodulin-dependent calcineurin A subunit alpha isoform, Anti-Serine/threonine-protein phosphatase 2B catalytic subunit alpha isoform

**All  
Photos** (8)





Product No.	Clonality	Application	Species Reactivity	Citations	SDS
<b>HPA012778</b>	polyclonal	IF, IHC	human, rat, mouse	6	

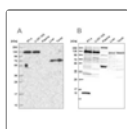


### **Anti-PPP3CC Antibody, clone 2C2 ZooMAb<sup>®</sup> Rabbit Monoclonal**

**All Photos** (14)

**Synonym(s):** CAM-PRP catalytic subunit, Calcineurin, Calmodulin-dependent calcineurin A subunit gamma isoform, EC:3.1.3.16, Serine/threonine-protein phosphatase 2B catalytic subunit gamma isoform, testis-specific catalytic subunit



Product No.	Clonality	Application	Species Reactivity	Citations	SDS
<b>ZRB1443</b>	2C2, monoclonal recombinant monoclonal	ICC, IHC, WB, affinity binding assay	human		 



### **Anti-PPP4R1 antibody produced in rabbit**

**All Photos** (6)

**Synonym(s):** Anti-Pp4r1, Anti-Protein phosphatase 4, regulatory subunit 1



Product No.	Clonality	Application	Species Reactivity	Citations	SDS
<b>HPA041089</b>	polyclonal	IHC	human	2	
<b>HPA040905</b>	polyclonal	IF, IHC	human		

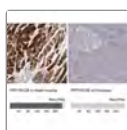


### **Anti-PPP1R10 antibody produced in rabbit**

**All Photos** (13)

**Synonym(s):** Anti-CAT53, Anti-FB19, Anti-PNUTS, Anti-p99


Product No.	Clonality	Application	Species Reactivity	Citations	SDS
<b>HPA056756</b>	polyclonal	IF, IHC	human		
<b>HPA047248</b>	polyclonal	IF, IHC	human		




### **Anti-PPP1R12B antibody produced in rabbit**

**All Photos** (4)


**Synonym(s):** Anti-Myosin phosphatase target subunit 2, Anti-Myosin phosphatase-targeting subunit 2, Anti-Protein phosphatase 1 regulatory subunit 12B


Product No.	Clonality	Application	Species Reactivity	Citations	SDS
<a href="#">HPA024171</a>	polyclonal	IHC	human	2	



### Anti-PPP1R13L antibody produced in rabbit

[All Photos](#) (6)


Product No.	Clonality	Application	Species Reactivity	Citations	SDS
<a href="#">HPA041231</a>	polyclonal	IF, IHC, WB	human	1	

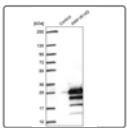


### Anti-PPP1R14A antibody produced in rabbit

**Synonym(s):** Anti-CPI-17, Anti-PPP1INL

[All Photos](#) (4)


Product No.	Clonality	Application	Species Reactivity	Citations	SDS
<a href="#">HPA042097</a>	polyclonal	IHC	human		





### Anti-PPP1R14D antibody produced in rabbit

**Synonym(s):** Anti-Cpi17-like, Anti-Flj20251, Anti-Gbpi-1, Anti-Mgc119014, Anti-Mgc119016, Anti-Protein phosphatase 1, regulatory (inhibitor) subunit 14d

[All Photos](#) (2)

Product No.	Clonality	Application	Species Reactivity	Citations	SDS
<a href="#">HPA041846</a>	polyclonal	IHC	human		


**All Photos** (9) **Anti-Presenilin-1 Antibody, clone PS1-loop ZooMAb<sup>®</sup> Mouse Monoclonal**

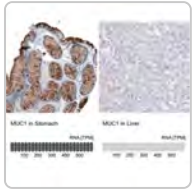
Product No.	Clonality	Application	Species Reactivity	Citations	SDS
<b>ZMS1101</b>	PS1-loop, recombinant monoclonal	ELISA, ICC, WB, affinity binding assay	human, mouse		 



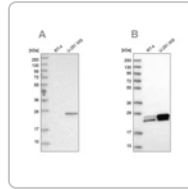
**Anti-PREX2 antibody produced in rabbit**

**All Photos** (5)

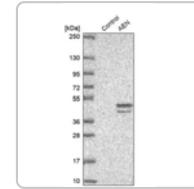
Product No.	Clonality	Application	Species Reactivity	Citations	SDS
<b>HPA015234</b>	polyclonal	IHC	human	8	



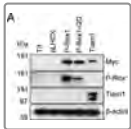
Sigma-Aldrich  
**AMAB91533**  
 Monoclonal  
 Anti-MUC1...



Sigma-Aldrich  
**HPA028118**  
 Anti-GUK1




Sigma-Aldrich  
**HPA0485**  
 Anti-AEN  
 antibody.

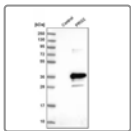


### Anti-PREX1 antibody produced in rabbit

**Synonym(s):** Anti-P-Rex1 protein antibody produced in rabbit, Anti-Phosphatidylinositol 3,4,5-trisphosphate-dependent Rac exchanger 1 protein antibody produced in rabbit, Anti-PtdIns

**All**  
**Photos** (7)


Product No.	Clonality	Application	Species Reactivity	Citations	SDS
<b>HPA001927</b>	polyclonal	IF, IHC	human	9	

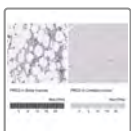


### Anti-PRG2 antibody produced in rabbit

**Synonym(s):** Anti-BMPG, Anti-MBP, Anti-Proteoglycan 2, bone marrow (natural killer cell activator, eosinophil granule major basic protein)

**All**  
**Photos** (3)


Product No.	Clonality	Application	Species Reactivity	Citations	SDS
<b>HPA038515</b>	polyclonal	IHC	human	6	

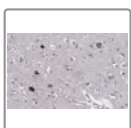


### Anti-PRG3 antibody produced in rabbit

**Synonym(s):** Anti-MBPH



**All Photos** (3)

Product No.	Clonality	Application	Species Reactivity	Citations	SDS
<b>HPA064183</b>	polyclonal	IHC	human		



**Anti-Prion Protein Antibody, clone 3D17 ZooMAb<sup>®</sup> Rabbit Monoclonal**



**All Photos** (14)

Product No.	Clonality	Application	Species Reactivity	Citations	SDS
<b>ZRB1268</b>	3D17, monoclonal recombinant monoclonal	ICC, IHC (p), WB, affinity binding assay	human, mouse	 	



**Anti-Prion Protein Antibody, clone 3F17 ZooMAb<sup>®</sup> Rabbit Monoclonal**

**All Photos** (15)


Product No.	Clonality	Application	Species Reactivity	Citations	SDS
<b>ZRB1924</b>	3F17, recombinant monoclonal	FACS, ICC, IHC (p), WB, affinity binding assay	mouse, human	 	



**Anti-PRKAB2 antibody produced in rabbit**

**Synonym(s):** Anti-Protein Kinase, AMP-Activated, Beta 2 Non-Catalytic Subunit

**All Photos** (7)


Product No.	Clonality	Application	Species Reactivity	Citations	SDS
<b>HPA044342</b>	polyclonal	IF, IHC	human		

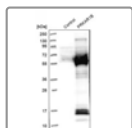


**Anti-PRKAB1 antibody produced in rabbit**

**Synonym(s):** Anti-5'-AMP-activated protein kinase subunit  $\beta$ -1 antibody produced in rabbit, Anti-AMPK  $\beta$ -1 chain antibody produced in rabbit, Anti-AMPK $\beta$  antibody produced in rabbit

**All Photos** (8)

Product No.	Clonality	Application	Species Reactivity	Citations	SDS
<b>HPA004247</b>	polyclonal	IF, IHC	human, mouse, rat	4 	

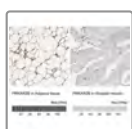


## Anti-PRKAR1B antibody produced in rabbit

**Synonym(s):** Anti-cAMP-dependent protein kinase type I-beta regulatory subunit

[All Photos](#) (2)

Product No.	Clonality	Application	Species Reactivity	Citations	SDS
<b>HPA026719</b>	polyclonal	IHC	human		

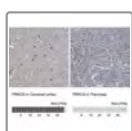


## Anti-PRKAR2B antibody produced in rabbit

**Synonym(s):** Anti-cAMP-dependent protein kinase type II-beta regulatory subunit

[All Photos](#) (6)

Product No.	Clonality	Application	Species Reactivity	Citations	SDS
<b>HPA008421</b>	polyclonal	IHC	human	6	



## Anti-PRKCA antibody produced in rabbit

[All Photos](#) (11)

Product No.	Clonality	Application	Species Reactivity	Citations	SDS
<b>HPA006564</b>	polyclonal	IF, IHC	rat, mouse, human	5	
<b>HPA006563</b>	polyclonal	IF, IHC	rat, human, mouse	5	

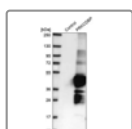


## Anti-PRKCD antibody produced in rabbit

**Synonym(s):** Anti-Protein kinase C $\delta$ -type antibody produced in rabbit, Anti-nPKC- $\delta$  antibody produced in rabbit

[All Photos](#) (16)


Product No.	Clonality	Application	Species Reactivity	Citations	SDS
<b>HPA001890</b>	polyclonal	IF, IHC	human	4	
<b>HPA001863</b>	polyclonal	IF, IHC	human	3	

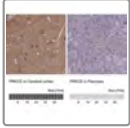


## Anti-PRKCDBP antibody produced in rabbit

**Synonym(s):** Anti-CAVIN3, Anti-HSRBC, Anti-MGC20400, Anti-cavin-3, Anti-protein kinase C, delta binding protein


## All Photos (3)

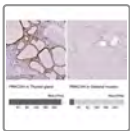
Product No.	Clonality	Application	Species Reactivity	Citations	SDS
<a href="#">HPA055136</a>	polyclonal	IHC	human		



### Anti-PRKCE antibody produced in rabbit



## All Photos (6)

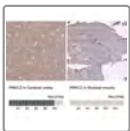
Product No.	Clonality	Application	Species Reactivity	Citations	SDS
<a href="#">HPA044496</a>	polyclonal	IHC	human		



### Anti-PRKCSH antibody produced in rabbit

## All Photos (7)


Product No.	Clonality	Application	Species Reactivity	Citations	SDS
<a href="#">HPA043560</a>	polyclonal	IHC	human		
<a href="#">HPA041940</a>	polyclonal	IF, IHC	human		

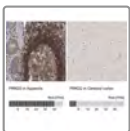


### Anti-PRKCZ antibody produced in rabbit

**Synonym(s):** Anti-PKC2, Anti-PRKCZ

## All Photos (8)


Product No.	Clonality	Application	Species Reactivity	Citations	SDS
<a href="#">HPA021851</a>	polyclonal	IF, IHC	human, mouse	4	




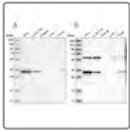
### Anti-PRKD2 antibody produced in rabbit

**Synonym(s):** Anti-Serine/threonine-protein kinase D2, Anti-nPKC-D2

## All Photos (6)



Product No.	Clonality	Application	Species Reactivity	Citations	SDS
<a href="#">HPA021490</a>	polyclonal	IHC	human	6	

Product No.	Clonality	Application	Species Reactivity	Citations	SDS
<a href="#">HPA056727</a>	polyclonal	IF	human		



### Anti-PRKRA antibody produced in rabbit



[All Photos](#) (7)

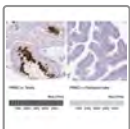
Product No.	Clonality	Application	Species Reactivity	Citations	SDS
<a href="#">HPA034997</a>	polyclonal	IF, IHC	human		
<a href="#">HPA034996</a>	polyclonal	IF, IHC, WB	human		



### Anti-PRL antibody produced in rabbit

[All Photos](#) (10)


Product No.	Clonality	Application	Species Reactivity	Citations	SDS
<a href="#">HPA042416</a>	polyclonal	IHC	human		
<a href="#">HPA062017</a>	polyclonal	IHC	human		

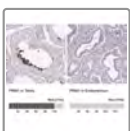


### Anti-PRM2 antibody produced in rabbit

**Synonym(s):** Anti-CT94.2

[All Photos](#) (5)


Product No.	Clonality	Application	Species Reactivity	Citations	SDS
<a href="#">HPA056386</a>	polyclonal	IHC	human	3	



### Anti-PRM1 antibody produced in rabbit

**Synonym(s):** Anti-CT94.1, Anti-protamine 1

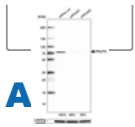
[All Photos](#) (5)

Product No.	Clonality	Application	Species Reactivity	Citations	SDS
<a href="#">HPA055150</a>	polyclonal	IHC	human	4	



### Anti-PRMT5 antibody produced in rabbit

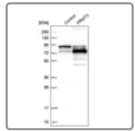




**Synonym(s):** Anti-72 kDa ICI-binding protein antibody produced in rabbit, Anti-Jak-binding protein 1 antibody produced in rabbit, Anti-Protein arginine N-methyltransferase 5 antibody produced in rabbit, Anti-SKB1Hs antibody produced in rabbit, Anti-Shk1 kinase-binding protein 1 homolog antibody produced in rabbit

**All Photos** (4)

Product No.	Clonality	Application	Species Reactivity	Citations	SDS
<b>HPA005525</b>	polyclonal	IF, IHC	human, mouse, rat	7	

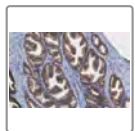


### Anti-PRMT3 antibody produced in rabbit

**Synonym(s):** Anti-Heterogeneous nuclear ribonucleoprotein methyltransferase-like protein 3, Anti-Protein arginine N-methyltransferase 3

**All Photos** (2)

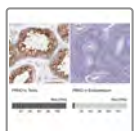
Product No.	Clonality	Application	Species Reactivity	Citations	SDS
<b>HPA007832</b>	polyclonal	IHC	human	5	



### Anti-PRMT5 Antibody, clone 1H16 ZooMAb<sup>®</sup> Rabbit Monoclonal

**All Photos** (13)

Product No.	Clonality	Application	Species Reactivity	Citations	SDS
<b>ZRB1641</b>	1H16, recombinant monoclonal	ICC, IHC (p), WB, affinity binding assay	mouse, rat, human		

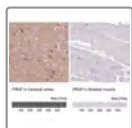


### Anti-PRND antibody produced in rabbit

**Synonym(s):** Anti-DOPPEL, Anti-DPL, Anti-PrPLP, Anti-dJ1068H6.4

**All Photos** (3)

Product No.	Clonality	Application	Species Reactivity	Citations	SDS
<b>HPA043373</b>	polyclonal	IHC	human	1	



## Anti-PRNP antibody produced in rabbit

[All Photos](#) (5)

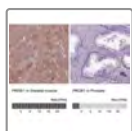
Product No.	Clonality	Application	Species Reactivity	Citations	SDS
<a href="#">HPA042754</a>	polyclonal	IHC	human	1	



## Anti-pro-Cathepsin D Antibody, clone 1D16 ZooMAb<sup>®</sup> Rabbit Monoclonal

[All Photos](#) (11)

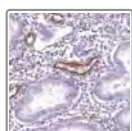
Product No.	Clonality	Application	Species Reactivity	Citations	SDS
<a href="#">ZRB1958</a>	1D16, recombinant monoclonal	ICC, IHC, WB, affinity binding assay	mouse, rat, human		



## Anti-PROB1 antibody produced in rabbit

[All Photos](#) (4)

Product No.	Clonality	Application	Species Reactivity	Citations	SDS
<a href="#">HPA060103</a>	polyclonal	IF, IHC	human		



## Anti-PROCR antibody produced in rabbit

**Synonym(s):** Anti-CCD41, Anti-CD201, Anti-EPCR, Anti-Protein C receptor, endothelial

[All Photos](#) (4)


Product No.	Clonality	Application	Species Reactivity	Citations	SDS
<a href="#">HPA039461</a>	polyclonal	IHC	human	6	

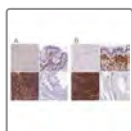
**All**

**Photos** (2)

### Anti-PPP1R16A antibody produced in rabbit

**Synonym(s):** Anti-Myosin phosphatase-targeting subunit 3, Anti-Protein phosphatase 1 regulatory subunit 16A

Product No.	Clonality	Application	Species Reactivity	Citations	SDS
<b>HPA023755</b>	polyclonal	IHC	human		





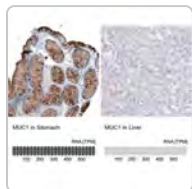
### Anti-PPP1R18 antibody produced in rabbit

**Synonym(s):** Anti-KIAA1949, Anti-phostensin, Anti-protein phosphatase 1, regulatory subunit 18

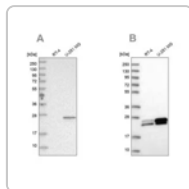
**All**

**Photos** (12)

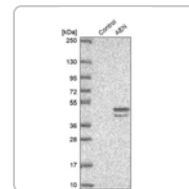
Product No.	Clonality	Application	Species Reactivity	Citations	SDS
<b>HPA051000</b>	polyclonal	IHC	human		
<b>HPA044745</b>	polyclonal	IHC	human		



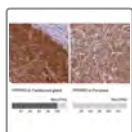
Sigma-Aldrich  
**AMAB91533**  
 Monoclonal  
 Anti-MUC1...



Sigma-Aldrich  
**HPA028118**  
 Anti-GUK1




Sigma-Aldrich  
**HPA0485**  
 Anti-AEN  
 antibody.



### Anti-PPP6R3 antibody produced in rabbit

**Synonym(s):** Anti-C11orf23, Anti-DKFZp781E17107, Anti-DKFZp781E2374, Anti-DKFZp781O2362, Anti-FLJ11058, Anti-KIAA1558

**All**  
**Photos** (4)


Product No.	Clonality	Application	Species Reactivity	Citations	SDS
<b>HPA038467</b>	polyclonal	IF, IHC	human		

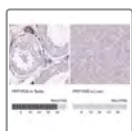


### Anti-PPP1R32 antibody produced in rabbit

**Synonym(s):** Anti-C11orf66, Anti-FLJ32771, Anti-IIIIG9

**All Photos** (3)


Product No.	Clonality	Application	Species Reactivity	Citations	SDS
<b>HPA039068</b>	polyclonal	IHC	human		

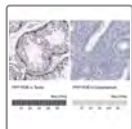


### Anti-PPP1R35 antibody produced in rabbit

**Synonym(s):** Anti-C7orf47, Anti-MGC22793, Anti-protein phosphatase 1, regulatory subunit 35

**All Photos** (3)

Product No.	Clonality	Application	Species Reactivity	Citations	SDS
<b>HPA051607</b>	polyclonal	IHC	human		




### Anti-PPP1R36

**Synonym(s):** C14orf50

[All Photos](#) (3)

Product No.	Clonality	Application	Species Reactivity	Citations	SDS
<a href="#">HPA077492</a>	polyclonal	IHC	human		

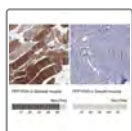


### Anti-PPP2R3A antibody produced in rabbit

**Synonym(s):** Anti-PPP2R3, Anti-Protein phosphatase 2 (formerly 2A), regulatory subunit B",  $\alpha$

[All Photos](#) (4)

Product No.	Clonality	Application	Species Reactivity	Citations	SDS
<a href="#">HPA035829</a>	polyclonal	IHC	human, mouse, rat	1	



### Anti-PPP1R3A antibody produced in rabbit

[All Photos](#) (6)

Product No.	Clonality	Application	Species Reactivity	Citations	SDS
<a href="#">HPA073138</a>	polyclonal	IF, IHC	human		
<a href="#">HPA070440</a>	polyclonal	IF, IHC	human		

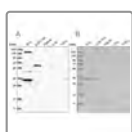


### Anti-PPP4R3B antibody produced in rabbit

**Synonym(s):** Anti-FLFL2, Anti-FLJ31474, Anti-KIAA1387, Anti-PSY2, Anti-SMEK2

[All Photos](#) (8)


Product No.	Clonality	Application	Species Reactivity	Citations	SDS
<a href="#">HPA001233</a>	polyclonal	IF, IHC	mouse, rat, human	1	

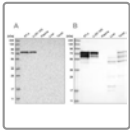


### Anti-PPP1R42 antibody produced in rabbit

**Synonym(s):** Anti-LRRC67, Anti-TLLR, Anti-dtr

[All Photos](#) (2)



Product No.	Clonality	Application	Species Reactivity	Citations	SDS
<a href="#">HPA028628</a>	polyclonal	IHC, WB	human	1	

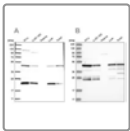


### Anti-PPP2R5D antibody produced in rabbit

**Synonym(s):** Anti-B56D, Anti-protein phosphatase 2, regulatory subunit B',  $\delta$  isoform

[All Photos](#) (6)



Product No.	Clonality	Application	Species Reactivity	Citations	SDS
<a href="#">HPA029045</a>	polyclonal	IHC	human, mouse, rat		
<a href="#">HPA029046</a>	polyclonal	IHC	human, rat, mouse	4	



### Anti-PPP1R7 antibody produced in rabbit

**Synonym(s):** Anti-sds22, Anti-Protein phosphatase 1, regulatory (inhibitor) subunit 7, Anti-Sds22

[All Photos](#) (5)




Product No.	Clonality	Application	Species Reactivity	Citations	SDS
<a href="#">HPA034500</a>	polyclonal	IF, IHC	human		
<a href="#">HPA034501</a>	polyclonal	IHC	human		




### Anti-PPP1R8 antibody produced in rabbit

**Synonym(s):** Anti-ARD-1, Anti-NIPP-1, Anti-Nuclear inhibitor of protein phosphatase 1, Anti-Protein phosphatase 1 regulatory inhibitor subunit 8

[All Photos](#) (25)

Product No.	Clonality	Application	Species Reactivity	Citations	SDS
<a href="#">HPA027417</a>	polyclonal	IF, IHC	human, rat, mouse		
<a href="#">HPA027452</a>	polyclonal	IF, IHC	rat, human, mouse	8	
<a href="#">HPA027406</a>	polyclonal	IF, IHC	human, mouse, rat		



## Anti-PPTC7 antibody produced in rabbit

**Synonym(s):** Anti-Ptc7 protein phosphatase homolog (*S. cerevisiae*), Anti-Ta-pp2c

[All Photos](#) (9)

Product No.	Clonality	Application	Species Reactivity	Citations	SDS
<a href="#">HPA040614</a>	polyclonal	IHC	human		
<a href="#">HPA039335</a>	polyclonal	IF, IHC	mouse, human, rat	2	

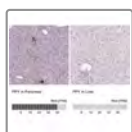


## Anti-PPWD1 antibody produced in rabbit

**Synonym(s):** Anti-Peptidylprolyl isomerase domain and WD repeat-containing protein 1

[All Photos](#) (13)

Product No.	Clonality	Application	Species Reactivity	Citations	SDS
<a href="#">HPA019353</a>	polyclonal	IHC	human	1	
<a href="#">HPA019360</a>	polyclonal	IF, IHC	human	1	

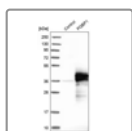


## Anti-PPY antibody produced in rabbit

**Synonym(s):** Anti-PNP

[All Photos](#) (3)

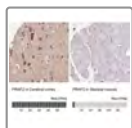
Product No.	Clonality	Application	Species Reactivity	Citations	SDS
<a href="#">HPA032122</a>	polyclonal	IHC	human	6	



## Anti-PQBP1 antibody produced in rabbit

[All Photos](#) (3)

Product No.	Clonality	Application	Species Reactivity	Citations	SDS
<a href="#">HPA001880</a>	polyclonal	IF, IHC, WB	human	6	

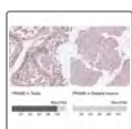


## Anti-PRAF2 antibody produced in rabbit

**Synonym(s):** Anti-PRA1 family protein 2 antibody produced in rabbit

[All Photos](#) (7)

Product No.	Clonality	Application	Species Reactivity	Citations	SDS
<a href="#">HPA002859</a>	polyclonal	IHC	rat, human	4	



## Anti-PRAME antibody produced in rabbit

**Synonym(s):** Anti-Ct130, Anti-Mape, Anti-Preferentially expressed antigen in melanoma

[All Photos](#) (5)

Product No.	Clonality	Application	Species Reactivity	Citations	SDS
<a href="#">HPA045153</a>	polyclonal	IHC	human	12	

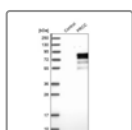


## Anti-PRC1 antibody produced in rabbit

**Synonym(s):** Anti-ASE1, Anti-Protein regulator of cytokinesis 1

[All Photos](#) (10)

Product No.	Clonality	Application	Species Reactivity	Citations	SDS
<a href="#">HPA048816</a>	polyclonal	IF, IHC, WB	human		
<a href="#">HPA034521</a>	polyclonal	IHC	mouse, rat, human	2	



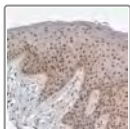
## Anti-PRCC antibody produced in rabbit

**Synonym(s):** Anti-Papillary renal cell carcinoma translocation-associated gene protein, Anti-Proline-rich protein PRCC

[All Photos](#) (2)

Product No.	Clonality	Application	Species Reactivity	Citations	SDS
<a href="#">HPA019463</a>	polyclonal	IHC	human	3	






## Anti-PRDM10 antibody produced in rabbit

**Synonym(s):** Anti-PR domain zinc finger protein 10, Anti-PR domain-containing protein 10, Anti-Tristanin

[All Photos](#) (6)


Product No.	Clonality	Application	Species Reactivity	Citations	SDS
<a href="#">HPA026997</a>	polyclonal	IF, IHC	human		

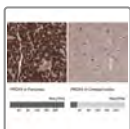


## Anti-PRDM5 antibody produced in rabbit

**Synonym(s):** Anti-PFM2, Anti-PR domain containing 5


[All Photos](#) (4)


Product No.	Clonality	Application	Species Reactivity	Citations	SDS
<a href="#">HPA051406</a>	polyclonal	IF, IHC	human	5	



## Anti-PRDX4 antibody produced in rabbit

[All Photos](#) (3)


Product No.	Clonality	Application	Species Reactivity	Citations	SDS
<a href="#">HPA067039</a>	polyclonal	IF, IHC	human		



## Anti-PRDX6 antibody produced in rabbit

**Synonym(s):** Anti-1-Cys PRX antibody produced in rabbit, Anti-1-Cys peroxiredoxin antibody produced in rabbit, Anti-24 kDa protein antibody produced in rabbit, Anti-Acidic calcium-independent phospholipase A2 antibody produced in rabbit, Anti-Antioxidant protein 2 antibody produced in rabbit, Anti-NSGPx antibody produced in rabbit, Anti-Non-selenium glutathione peroxidase antibody produced in rabbit, Anti-Peroxiredoxin-6 antibody produced in rabbit, Anti-aiPLA2 antibody produced in rabbit

[All Photos](#) (3)

Product No.	Clonality	Application	Species Reactivity	Citations	SDS
<a href="#">HPA006983</a>	polyclonal	IHC	human	9	





## Anti-PRDX5 antibody produced in rabbit

**Synonym(s):** Anti-ACR1, Anti-AOEB166, Anti-B166, Anti-MGC117264, Anti-MGC142283, Anti-MGC142285, Anti-PLP, Anti-PMP20, Anti-PRDX6, Anti-PRXV, Anti-SBBI10

**All**

**Photos** (9)


Product No.	Clonality	Application	Species Reactivity	Citations	SDS
<b>HPA037916</b>	polyclonal	IHC	human		
<b>HPA037915</b>	polyclonal	IF, IHC	human		




## Anti-PRDX3 antibody produced in rabbit

**Synonym(s):** Anti-AOP-1, Anti-AOP1, Anti-MER5, Anti-SP-22

**All Photos** (4)

Product No.	Clonality	Application	Species Reactivity	Citations	SDS
<b>HPA041488</b>	polyclonal	IHC	human		




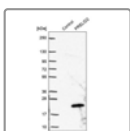
## Anti-PRDX1 antibody produced in rabbit

**Synonym(s):** Anti-NKEF-A, Anti-PAG, Anti-Peroxiredoxin-1, Anti-Proliferation-associated gene protein, Anti-Thioredoxin peroxidase 2, Anti-Thioredoxin-dependent peroxide reductase 2

**All**

**Photos** (6)


Product No.	Clonality	Application	Species Reactivity	Citations	SDS
<b>HPA007730</b>	polyclonal	IF, IHC	human	5	

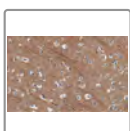


## Anti-PRELID2 antibody produced in rabbit

**Synonym(s):** Anti-Flj38376, Anti-Mgc21644, Anti-Preli domain containing 2



**All Photos** (3)

Product No.	Clonality	Application	Species Reactivity	Citations	SDS
<b>HPA042486</b>	polyclonal	IF, IHC	human		






## Anti-Presenilin-1 Antibody, clone 2013 ZooMAb<sup>®</sup> Rabbit Monoclonal

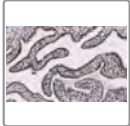
## All Photos (11)

Product No.	Clonality	Application	Species Reactivity	Citations	SDS
<b>ZRB1614</b>	2O13, recombinant monoclonal	ICC, IHC (p), WB, affinity binding assay	human, rat, mouse	 	

**All**  
**Photos** (6)



**Anti-Profilin-1 Antibody, clone 1H21 ZooMAb<sup>®</sup> Rabbit**  
**Monoclonal**

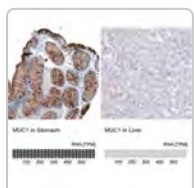
Product No.	Clonality	Application	Species Reactivity	Citations	SDS
<b>ZRB2020</b>	recombinant monoclonal	ICC, IHC, WB, affinity binding assay	human, rat, mouse, monkey	  	



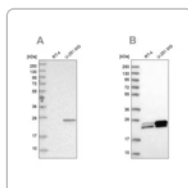
**Anti-Progesterone Receptor Antibody, clone 1D2**  
**ZooMAb<sup>®</sup> Rabbit**

**All**  
**Photos** (11)

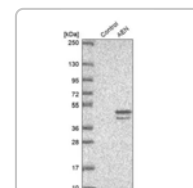
Product No.	Clonality	Application	Species Reactivity	Citations	SDS
<b>ZRB1845</b>	1D2, recombinant monoclonal	ICC, IHC, WB, affinity binding assay	human	 	



Sigma-Aldrich  
**AMAB91533**  
Monoclonal  
Anti-MUC1...



Sigma-Aldrich  
**HPA028118**  
Anti-GUK1






Sigma-Aldrich  
**HPA0485**  
Anti-AEN  
antibody.



## Anti-PROKR2 Antibody, clone 1J6 ZooMAb® Rabbit Monoclonal

**Synonym(s):** Anti-ATP5A1 Antibody, clone 1J7 ZooMAb® Rabbit Monoclonal

[All Photos](#) (7)


Product No.	Clonality	Application	Species Reactivity	Citations	SDS
<b>ZRB2451</b>	1J6, recombinant monoclonal	ICC, IHC, WB	human	  	

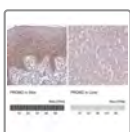


## Anti-PROM1 antibody produced in rabbit

**Synonym(s):** Anti-Antigen AC133, Anti-CD133 antigen, Anti-Prominin-1, Anti-Prominin-like protein 1


[All Photos](#) (6)

Product No.	Description	SDS
<b>HPA004922</b>	Prestige Antibodies® Powered by Atlas Antibodies, affinity isolated antibody, buffered aqueous glycerol solution	



## Anti-PROM2 antibody produced in rabbit

[All Photos](#) (6)


Product No.	Clonality	Application	Species Reactivity	Citations	SDS
<b>HPA063728</b>	polyclonal	IF, IHC	human		



## Anti-PROS1 antibody produced in rabbit

**Synonym(s):** Anti-Vitamin K-dependent protein S precursor antibody produced in rabbit

[All Photos](#) (6)



Product No.	Clonality	Application	Species Reactivity	Citations	SDS
<b>HPA007724</b>	polyclonal	IHC	human	2	

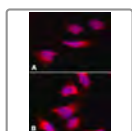


### Anti-PROSC antibody produced in rabbit

**Synonym(s):** Anti-Proline synthetase co-transcribed bacterial homolog protein

[All Photos](#) (5)


Product No.	Clonality	Application	Species Reactivity	Citations	SDS
<b>HPA023733</b>	polyclonal	IHC	human	2	
<b>HPA023646</b>	polyclonal	IHC	human	7	

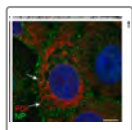


### Anti-Protein Disulfide Isomerase (DL-11) antibody produced in rabbit

**Synonym(s):** Anti-Erp58, Anti-PDI

[All Photos](#) (2)


Product No.	Clonality	Application	Species Reactivity	Citations	SDS
<b>P7122</b>	polyclonal	IF, IP, WB CL	mouse, human, rat	10	



### Anti-Protein Disulfide Isomerase (MD-12) antibody produced in rabbit

**Synonym(s):** Anti-Erp58, Anti-PDI




[All Photos](#) (6)

Product No.	Clonality	Application	Species Reactivity	Citations	SDS
<b>P7372</b>	polyclonal	IF, IP, WB CL	human, bovine, rat, mouse	17	



### Anti-Proteinase 3/PR3 Antibody, clone 1L13 ZooMAb<sup>®</sup> Rabbit Monoclonal

[All Photos](#) (6)

Product No.	Clonality	Application	Species Reactivity	Citations	SDS
<b>ZRB2772</b>	recombinant monoclonal	ICC, IHC, WB, affinity	human		  



Product No.	Clonality	Application	Species Reactivity	Citations	SDS
		binding assay			



## Anti-PROX1 Antibody, clone 1B10 ZooMAb<sup>®</sup> Rabbit Monoclonal

**Synonym(s):** Homeobox prospero-like protein PROX1, PROX-1, Prospero homeobox protein 1


[All Photos](#) (14)


Product No.	Description	SDS
<b>ZRB1128</b>	recombinant, expressed in HEK 293 cells	 



## Anti-PROZ antibody produced in rabbit



[All Photos](#) (4)


Product No.	Clonality	Application	Species Reactivity	Citations	SDS
<b>HPA052006</b>	polyclonal	IHC	human		



## Anti-PRPF4 antibody produced in rabbit


[All Photos](#) (16)

Product No.	Clonality	Application	Species Reactivity	Citations	SDS
<b>HPA022248</b>	polyclonal	IF, IHC	rat, mouse, human	3	
<b>HPA021794</b>	polyclonal	IF, IHC	mouse, rat, human	3	



## Anti-PRPF31 antibody produced in rabbit

[All Photos](#) (2)



Product No.	Clonality	Application	Species Reactivity	Citations	SDS
<b>HPA041939</b>	polyclonal	IHC	human		

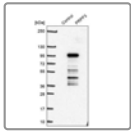


## Anti-PRPF19 antibody produced in rabbit

**Synonym(s):** Anti-NMP200, Anti-PRP19, Anti-PSO4, Anti-UBOX4, Anti-hPSO4


**All Photos** (8)

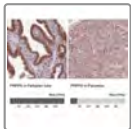
Product No.	Clonality	Application	Species Reactivity	Citations	SDS
<b>HPA038051</b>	polyclonal	IF, IHC	human		
<b>HPA059070</b>	polyclonal	IF, IHC	human		



**Anti-PRPF3 antibody produced in rabbit**


**All Photos** (3)

Product No.	Clonality	Application	Species Reactivity	Citations	SDS
<b>HPA027226</b>	polyclonal	IF, IHC	human		



**Anti-PRPF6 antibody produced in rabbit**

**All Photos** (5)



Product No.	Clonality	Application	Species Reactivity	Citations	SDS
<b>HPA047106</b>	polyclonal	IF, IHC	human	1	



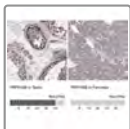
**Anti-PRPF19 Antibody, clone 1K10 ZooMAb<sup>®</sup> Rabbit Monoclonal**

**All Photos** (23)<sup>hPso4</sup>

**Synonym(s):** EC:2.3.2.27, Nuclear matrix protein 200, PRP19/PSO4 homolog, Pre-mRNA-processing factor 19, RING-type E3 ubiquitin transferase PRP19, Senescence evasion factor,

Product No.	Clonality	Application	Species Reactivity	Citations	SDS
<b>ZRB1068</b>	1K10, recombinant monoclonal monoclonal	ICC, IHC (p), WB, affinity binding assay	rat, human, mouse		 





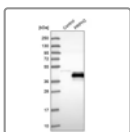
## Anti-PRPF40B antibody produced in rabbit

**Synonym(s):** Anti-HYPC, Anti-PRP40 pre-mRNA processing factor 40 homolog B (*S. cerevisiae*)

All

Photos (6)

Product No.	Clonality	Application	Species Reactivity	Citations	SDS
<b>HPA038599</b>	polyclonal	IHC	human		
<b>HPA038426</b>	polyclonal	IHC	human		



## Anti-PRPH2 antibody produced in rabbit

**Synonym(s):** Anti-DKFZp761D0712, Anti-DLG2, Anti-RDS, Anti-RP7, Anti-TSPAN22, Anti-peripherin 2 (retinal degeneration, slow), Anti-rd2

All

Photos (5)

Product No.	Clonality	Application	Species Reactivity	Citations	SDS
<b>HPA029458</b>	polyclonal	IHC	human		



## Anti-PRPH antibody produced in rabbit

**Synonym(s):** Anti-NEF4, Anti-PRPH1

All Photos (10)

Product No.	Clonality	Application	Species Reactivity	Citations	SDS
<b>HPA063887</b>	polyclonal	IHC	human		
<b>HPA039277</b>	polyclonal	IHC	human		



## Anti-PRPS1 Antibody, clone 2D21 ZooMAb<sup>®</sup> Rabbit Monoclonal

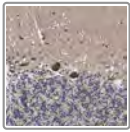
**Synonym(s):** Anti-PKA C- $\alpha$  Antibody, clone 2E17 ZooMAb<sup>®</sup> Rabbit Monoclonal

All

Photos (7)

Product No.	Clonality	Application	Species Reactivity	Citations	SDS
<b>ZRB2438</b>	2D21, recombinant monoclonal	ICC, IHC, WB, affinity	human, mouse, rat		

Product No.	Clonality	Application	Species Reactivity	Citations	SDS
		binding assay			

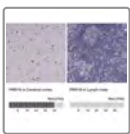


### Anti-PRPSAP2 antibody produced in rabbit

**Synonym(s):** Anti-41 kDa phosphoribosypyrophosphate synthetase-associated protein, Anti-PAP41, Anti-PRPP synthetase-associated protein 2, Anti-Phosphoribosyl pyrophosphate synthetase-associated protein 2

[All Photos](#) (5)

Product No.	Clonality	Application	Species Reactivity	Citations	SDS
<a href="#">HPA021881</a>	polyclonal	IF, IHC	human	2	

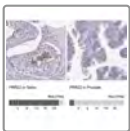


### Anti-PRR18

**Synonym(s):** MGC35308

[All Photos](#) (3)

Product No.	Clonality	Application	Species Reactivity	Citations	SDS
<a href="#">HPA077250</a>	polyclonal	IHC	human		

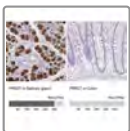


### Anti-PRR22 antibody produced in rabbit

**Synonym(s):** Anti-MGC24975, Anti-Proline Rich 22

[All Photos](#) (4)

Product No.	Clonality	Application	Species Reactivity	Citations	SDS
<a href="#">HPA044157</a>	polyclonal	IF, IHC	human		



### Anti-PRR27 antibody produced in rabbit


[All Photos](#) (12)

Product No.	Clonality	Application	Species Reactivity	Citations	SDS
<a href="#">HPA036150</a>	polyclonal	IHC	human		
<a href="#">HPA036151</a>	polyclonal	IHC	human		



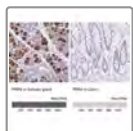
### Anti-PRR15 antibody produced in rabbit

**Synonym(s):** Anti-proline rich 15



[Photos](#) (6)

Product No.	Clonality	Application	Species Reactivity	Citations	SDS
<a href="#">HPA040996</a>	polyclonal	IHC	human		
<a href="#">HPA048121</a>	polyclonal	IHC	human		

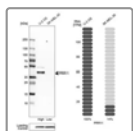


### Anti-PRR4 antibody produced in rabbit

**Synonym(s):** Anti-Lprp, Anti-Prol4, Anti-Proline rich 4 (lacrimal)

[All Photos](#) (5)

Product No.	Clonality	Application	Species Reactivity	Citations	SDS
<a href="#">HPA042133</a>	polyclonal	IHC	human	5	

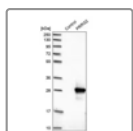


### Anti-PRR11 antibody produced in rabbit

**Synonym(s):** Anti-Proline-rich protein 11

[All Photos](#) (2)

Product No.	Clonality	Application	Species Reactivity	Citations	SDS
<a href="#">HPA023923</a>	polyclonal	IHC	human	8	




### Anti-PRRG2 antibody produced in rabbit

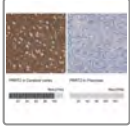
**Synonym(s):** Anti-Proline-rich  $\gamma$ -carboxyglutamic acid protein 2 antibody produced in rabbit, Anti-Proline-rich Gla protein 2 antibody produced in rabbit, Anti-Transmembrane  $\gamma$ -carboxyglutamic acid protein 2 precursor antibody produced in rabbit

[All Photos](#) (3)

Product No.	Clonality	Application	Species Reactivity	Citations	SDS
<a href="#">HPA010702</a>	polyclonal	IF, IHC	human	2	



**All Photos (3) Anti-PRRT3 antibody produced in rabbit**

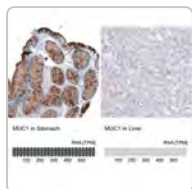
Product No.	Clonality	Application	Species Reactivity	Citations	SDS
<b>HPA069859</b>	polyclonal	IF, IHC	human		



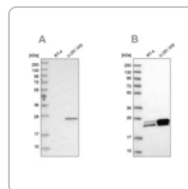
**Anti-PRRT2 antibody produced in rabbit**

**All Photos (7)**

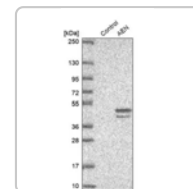
Product No.	Clonality	Application	Species Reactivity	Citations	SDS
<b>HPA048045</b>	polyclonal	IF, IHC	human		
<b>HPA014447</b>	polyclonal	IHC	human	8	



Sigma-Aldrich  
**AMAB91533**  
 Monoclonal  
 Anti-MUC1...



Sigma-Aldrich  
**HPA028118**  
 Anti-GUK1






Sigma-Aldrich  
**HPA0485**  
 Anti-AEN  
 antibody.



## Anti-PRRX1 Antibody, clone 1L16 ZooMAb<sup>®</sup> Rabbit Monoclonal

**All Photos** (12)


Product No.	Clonality	Application	Species Reactivity	Citations	SDS
<b>ZRB2165</b>	1L16, recombinant monoclonal	ICC, IHC, WB	rat, human	 	

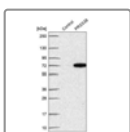


## Anti-PRSS35 antibody produced in rabbit

**Synonym(s):** Anti-C6orf158, Anti-MGC46520, Anti-dJ223E3.1

**All Photos** (2)



Product No.	Clonality	Application	Species Reactivity	Citations	SDS
<b>HPA038788</b>	polyclonal	IHC	human		

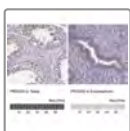


## Anti-PRSS38 antibody produced in rabbit

**Synonym(s):** Anti-MPN2, Anti-Marapsin-2, Anti-Serine protease MPN2

**All Photos** (4)


Product No.	Clonality	Application	Species Reactivity	Citations	SDS
<b>HPA028003</b>	polyclonal	IHC	human		
<b>HPA055809</b>	polyclonal	IHC, WB	human		

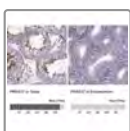


## Anti-PRSS54 antibody produced in rabbit

**Synonym(s):** Anti-Ct67, Anti-Flj25339, Anti-Klkbl4, Anti-Protease, serine, 54

**All Photos** (4)


Product No.	Clonality	Application	Species Reactivity	Citations	SDS
<b>HPA041549</b>	polyclonal	IHC	human		




## Anti-PRSS37 antibody produced in rabbit

**Synonym(s):** Anti-AC093638.4 antibody produced in rabbit, Anti-Peptidase S1 domain-containing protein LOC136242

## All Photos (4)


Product No.	Clonality	Application	Species Reactivity	Citations	SDS
<a href="#">HPA020541</a>	polyclonal	IHC	human	4	

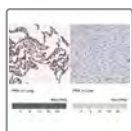


### Anti-PRUNE2 antibody produced in rabbit

**Synonym(s):** Anti-Protein prune homolog 2

## All Photos (2)


Product No.	Clonality	Application	Species Reactivity	Citations	SDS
<a href="#">HPA022470</a>	polyclonal	IHC	human	1	



### Anti-PRX antibody produced in rabbit

**Synonym(s):** Anti-Periaxin antibody produced in rabbit

## All Photos (5)


Product No.	Clonality	Application	Species Reactivity	Citations	SDS
<a href="#">HPA001868</a>	polyclonal	IHC	human	22	



### Anti-P2RX4 antibody produced in rabbit

**Synonym(s):** Anti-P2X4, Anti-Purinergic receptor P2X, ligand-gated ion channel, 4

## All Photos (7)


Product No.	Clonality	Application	Species Reactivity	Citations	SDS
<a href="#">HPA039494</a>	polyclonal	IF, IHC	human	1	



### Anti-P2RX7 antibody produced in rabbit

**Synonym(s):** Anti-MGC20089, Anti-P2X7, Anti-Purinergic receptor P2X, ligand-gated ion channel, 7

## All Photos (3)

Product No.	Clonality	Application	Species Reactivity	Citations	SDS
<a href="#">HPA034968</a>	polyclonal	IHC	human	2	



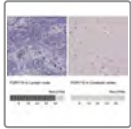
### Anti-P2RY1 antibody produced in rabbit



**Synonym(s):** Anti-ATP receptor, Anti-P2Y purinoceptor 1, Anti-P2Y1, Anti-Purinergic receptor

[Photos](#) (3)

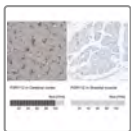
Product No.	Clonality	Application	Species Reactivity	Citations	SDS
<a href="#">HPA015577</a>	polyclonal	IHC	human	3	



### Anti-P2RY10 antibody produced in rabbit

[All Photos](#) (3)

Product No.	Clonality	Application	Species Reactivity	Citations	SDS
<a href="#">HPA065766</a>	polyclonal	IHC	human		



### Anti-P2RY12 antibody produced in rabbit

**Synonym(s):** Anti-ADP-glucose receptor, Anti-ADPG-R, Anti-P2T(AC), Anti-P2Y purinoceptor 12, Anti-P2Y(AC), Anti-P2Y(ADP), Anti-P2Y(cyc), Anti-P2Y12, Anti-P2Y12 platelet ADP receptor, Anti-SP1999

[All Photos](#) (5)

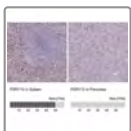
Product No.	Clonality	Application	Species Reactivity	Citations	SDS
<a href="#">HPA013796</a>	polyclonal	IHC	human	12	



### Anti-P2RY12 Antibody, clone 2C12 ZooMAb<sup>®</sup> Rabbit Monoclonal

[All Photos](#) (10)


Product No.	Clonality	Application	Species Reactivity	Citations	SDS
<a href="#">ZRB1236</a>	2C12, recombinant monoclonal	IF, IHC, WB	bovine, human		

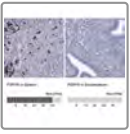


### Anti-P2RY13 antibody produced in rabbit

**Synonym(s):** Anti-FKSG77, Anti-GPR86, Anti-GPR94, Anti-P2Y13, Anti-purinergic receptor P2Y, G-protein coupled, 13


[All Photos](#) (5)

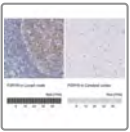
Product No.	Clonality	Application	Species Reactivity	Citations	SDS
<a href="#">HPA049047</a>	polyclonal	IHC	human		



### Anti-P2RY6 antibody produced in rabbit

[All Photos](#) (3)


Product No.	Clonality	Application	Species Reactivity	Citations	SDS
<a href="#">HPA074751</a>	polyclonal	IF, IHC	human		

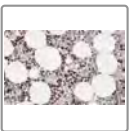


### Anti-P2RY8 antibody produced in rabbit

**Synonym(s):** Anti-P2Y purinoceptor 8 antibody produced in rabbit, Anti-P2Y8 antibody produced in rabbit



[All Photos](#) (3)

Product No.	Clonality	Application	Species Reactivity	Citations	SDS
<a href="#">HPA003631</a>	polyclonal	IHC	human	2	



### Anti-p70S6 Kinase Antibody, clone 1E13 ZooMAb<sup>®</sup> Rabbit Monoclonal



[All Photos](#) (11)

Product No.	Clonality	Application	Species Reactivity	Citations	SDS
<a href="#">ZRB2012</a>	1E13, recombinant monoclonal	ICC, IHC, WB, affinity binding assay	human, monkey		 



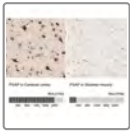
### Anti-PSA Antibody, clone 1E10 ZooMAb<sup>®</sup> Rabbit Monoclonal

[All Photos](#) (14)

Product No.	Clonality	Application	Species Reactivity	Citations	SDS
<a href="#">ZRB1972</a>	1E10, recombinant	FACS, ICC, IHC,	human		 



Product No.	Clonality	Application	Species Reactivity	Citations	SDS
	monoclonal	WB, affinity binding assay			




### Anti-PSAP antibody produced in rabbit

**Synonym(s):** Anti-Proactivator polypeptide precursor antibody produced in rabbit

[All Photos](#) (7)

Product No.	Clonality	Application	Species Reactivity	Citations	SDS
<b>HPA004426</b>	polyclonal	IF, IHC	human	4	



### Anti-PSAT1 Antibody, clone 1C7 ZooMAb<sup>®</sup> Rabbit Monoclonal

[All Photos](#) (6)

Product No.	Clonality	Application	Species Reactivity	Citations	SDS
<b>ZRB2785</b>	recombinant monoclonal	IF, IHC, WB	human		



### Anti-PSD4 antibody produced in rabbit

**Synonym(s):** Anti-EFA6B, Anti-TIC, Anti-Pleckstrin and Sec7 domain containing 4

[All Photos](#) (6)

Product No.	Clonality	Application	Species Reactivity	Citations	SDS
<b>HPA034723</b>	polyclonal	IHC	human		
<b>HPA034722</b>	polyclonal	IHC	human	4	



### Anti-PSD3 antibody produced in rabbit



[All Photos](#) (7)


Product No.	Clonality	Application	Species Reactivity	Citations	SDS
<b>HPA002455</b>	polyclonal	IF, IHC	human		



## Anti-PSD95 Antibody, clone K28/43 ZooMAb<sup>®</sup> Mouse Monoclonal



[All Photos](#) (11)

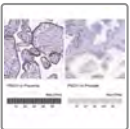
Product No.	Clonality	Application	Species Reactivity	Citations	SDS
<b>ZMS1068</b>	K28/43, recombinant monoclonal	FACS, IF, IHC (p), WB	mouse, rat, human	 	



## Anti-PSD-95 Antibody, clone 2B20 ZooMAb<sup>®</sup> Rabbit Monoclonal

[All Photos](#) (11)


Product No.	Clonality	Application	Species Reactivity	Citations	SDS
<b>ZRB1257</b>	2B20, recombinant monoclonal	ICC, IHC (p), WB, affinity binding assay	mouse, human, rat	 	



## Anti-PSG11 antibody produced in rabbit

**Synonym(s):** Anti-Mgc22484, Anti-Pregnancy specific  $\beta$ -1-glycoprotein 11, Anti-Psg13, Anti-Psg14



[All Photos](#) (4)

Product No.	Clonality	Application	Species Reactivity	Citations	SDS
<b>HPA042240</b>	polyclonal	IHC	human		

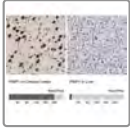


## Anti-PSGL-1/CD162 Antibody, clone KPL-1 ZooMAb<sup>®</sup> Mouse Monoclonal

[All Photos](#) (7)

Product No.	Clonality	Application	Species Reactivity	Citations	SDS
<b>ZMS1199</b>	KPL-1, recombinant	FACS, ICC, IHC,	human	 	

Product No.	Clonality	Application	Species Reactivity	Citations	SDS
	monoclonal	WB			





### Anti-PSIP1 antibody produced in rabbit

**Synonym(s):** Anti-CLL-associated antigen KW-7, Anti-DFS 70, Anti-Dense fine speckles 70 kDa protein, Anti-Lens epithelium-derived growth factor, Anti-PC4 and SFRS1-interacting protein, Anti-Transcriptional coactivator p75/p52

**All**

**Photos** (4)


Product No.	Clonality	Application	Species Reactivity	Citations	SDS
<b>HPA019697</b>	polyclonal	IF, IHC	human	3	



### Anti-PSKH2 antibody produced in rabbit


**Synonym(s):** Anti-PSK-H2, Anti-Serine/threonine-protein kinase H2


**All Photos** (2)

Product No.	Clonality	Application	Species Reactivity	Citations	SDS
<b>HPA015095</b>	polyclonal	IHC	human	1	

## All Photos (2) **Anti-PSKH2 antibody produced in rabbit**

**Synonym(s):** Anti-PSK-H2, Anti-Serine/threonine-protein kinase H2


Product No.	Clonality	Application	Species Reactivity	Citations	SDS
<b>HPA015095</b>	polyclonal	IHC	human	1	

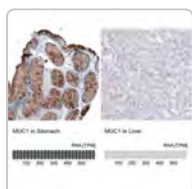


## **Anti-PSMA2 antibody produced in rabbit**

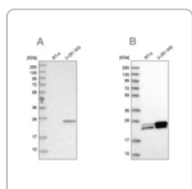
**Synonym(s):** Anti-Macropain subunit C3, Anti-Multicatalytic endopeptidase complex subunit C3, Anti-Proteasome component C3, Anti-Proteasome subunit alpha type-2

## All Photos (6)

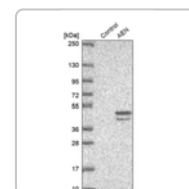
Product No.	Clonality	Application	Species Reactivity	Citations	SDS
<b>HPA008188</b>	polyclonal	IHC	mouse, rat, human	1	



Sigma-Aldrich  
**AMAB91533**  
Monoclonal  
Anti-MUC1...

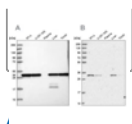


Sigma-Aldrich  
**HPA028118**  
Anti-GUK1



Sigma-Aldrich  
**HPA0485**  
Anti-AEN  
antibody.

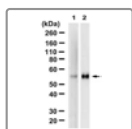
## **Anti-PSMA1 antibody produced in rabbit**



**Synonym(s):** Anti-HC2, Anti-MGC14542, Anti-MGC14575, Anti-MGC14751, Anti-MGC1667, Anti-MGC21459, Anti-MGC22853, Anti-MGC23915, Anti-NU, Anti-PROS30, Anti-Proteasome (prosome, macropain) subunit,  $\alpha$  type, 1

## Photos (10)

Product No.	Clonality	Application	Species Reactivity	Citations	SDS
<b>HPA043891</b>	polyclonal	IF, IHC	human		
<b>HPA037646</b>	polyclonal	IF, IHC	mouse, rat, human	1	



## Anti-pSmad1 Ser463/465 Antibody, clone 1N12 ZooMAb<sup>®</sup> Rabbit Monoclonal

## All Photos (6)

Product No.	Clonality	Application	Species Reactivity	Citations	SDS
<b>ZRB1572</b>	1N12, recombinant monoclonal	WB, affinity binding assay, peptide synthesis	human		

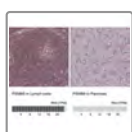


## Anti-PSMB1 antibody produced in rabbit

**Synonym(s):** Anti-HC5, Anti-PMSB1, Anti-proteasome (prosome, macropain) subunit,  $\beta$  type, 1

## All Photos (13)



Product No.	Clonality	Application	Species Reactivity	Citations	SDS
<b>HPA029637</b>	polyclonal	IHC	human		
<b>HPA029635</b>	polyclonal	IF, IHC	human	6	

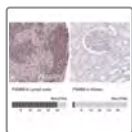


## Anti-PSMB8 antibody produced in rabbit

**Synonym(s):** Anti-D6S216E, Anti-LMP7, Anti-PSMB5i, Anti-beta5i, Anti-proteasome (prosome, macropain) subunit, beta type, 8 (large multifunctional peptidase 7)

## All Photos (16)


Product No.	Clonality	Application	Species Reactivity	Citations	SDS
<a href="#">HPA046995</a>	polyclonal	IHC	human		
<a href="#">HPA050327</a>	polyclonal	IF, IHC	human		



### Anti-PSMB9 antibody produced in rabbit

**Synonym(s):** Anti-LMP2, Anti-PSMB6i, Anti-RING12, Anti-beta1i

[All Photos](#) (4)



Product No.	Clonality	Application	Species Reactivity	Citations	SDS
<a href="#">HPA053280</a>	polyclonal	IHC	human		

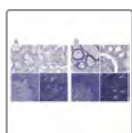


### Anti-PSMB10 antibody produced in rabbit

**Synonym(s):** Anti-LMP10, Anti-MECL1, Anti-MGC1665, Anti-beta2i, Anti-β2i, Anti-MC3, Anti-proteasome (prosome, macropain) subunit, β type, 10

[All Photos](#) (9)



Product No.	Clonality	Application	Species Reactivity	Citations	SDS
<a href="#">HPA030224</a>	polyclonal	IF, IHC	human		
<a href="#">HPA030225</a>	polyclonal	IF, IHC	human		

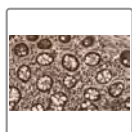


### Anti-PSMB11 antibody produced in rabbit

**Synonym(s):** beta5t, Anti-beta5t

[All Photos](#) (10)



Product No.	Clonality	Application	Species Reactivity	Citations	SDS
<a href="#">HPA028967</a>	polyclonal	IHC	human		
<a href="#">HPA056970</a>	polyclonal	IHC	human		



### Anti-PSMB2 Antibody, clone 2N18 ZooMAb<sup>®</sup> Rabbit Monoclonal

**Synonym(s):** EC:3.4.25.1, Macropain subunit C7-I, Multicatalytic endopeptidase complex subunit C7-I, Proteasome component C7-I, Proteasome subunit beta type-2

[All Photos](#) (17)


Product No.	Clonality	Application	Species Reactivity	Citations	SDS
<b>ZRB1059</b>	2N18, recombinant monoclonal monoclonal	ICC, IHC (p), WB, affinity binding assay	human		 

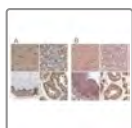


### Anti-PSMC2 antibody produced in rabbit

**Synonym(s):** Anti-26S protease regulatory subunit 7, Anti-Proteasome 26S subunit ATPase 2, Anti-Protein MSS1

**All  
Photos** (3)



Product No.	Clonality	Application	Species Reactivity	Citations	SDS
<b>HPA019238</b>	polyclonal	IHC	human, rat, mouse	4	

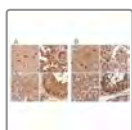


### Anti-PSMC5 antibody produced in rabbit

**Synonym(s):** Anti-26S Protease regulatory subunit 8, Anti-Proteasome 26S subunit ATPase 5, Anti-Proteasome subunit p45, Anti-TRIP1, Anti-Thyroid hormone receptor- interacting protein 1, Anti-p45/SUG

**All  
Photos** (13)



Product No.	Clonality	Application	Species Reactivity	Citations	SDS
<b>HPA064293</b>	polyclonal	IF, IHC	human		
<b>HPA017871</b>	polyclonal	IF, IHC	mouse, rat, human	2	



### Anti-PSMD1 antibody produced in rabbit

**Synonym(s):** Anti-P112, Anti-Rpn2, Anti-S1

**All Photos** (13)



Product No.	Clonality	Application	Species Reactivity	Citations	SDS
<b>HPA036737</b>	polyclonal	IHC	human		
<b>HPA036736</b>	polyclonal	IF, IHC	human		



### Anti-PSMD9 antibody produced in rabbit

**Synonym(s):** Anti-Rpn4, Anti-p27, Anti-proteasome (prosome, macropain) 26S subunit, non-ATPase, 9

## All Photos (14)



Product No.	Clonality	Application	Species Reactivity	Citations	SDS
<a href="#">HPA044220</a>	polyclonal	IF, IHC	human	1	
<a href="#">HPA040512</a>	polyclonal	IF, IHC	human	1	

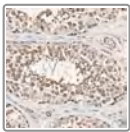


### Anti-PSMD4 antibody produced in rabbit

**Synonym(s):** Anti-AF, Anti-AF-1, Anti-Proteasome (prosome, macropain) 26S subunit, non-ATPase, 4, Anti-Rpn10, Anti-S5A

## All Photos (13)


Product No.	Clonality	Application	Species Reactivity	Citations	SDS
<a href="#">HPA039252</a>	polyclonal	IF, IHC	human	1	
<a href="#">HPA038807</a>	polyclonal	IF, IHC	human		




### Anti-PSMD8 antibody produced in rabbit

**Synonym(s):** Anti-26S proteasome non-ATPase regulatory subunit 8 antibody produced in rabbit, Anti-26S proteasome regulatory subunit S14 antibody produced in rabbit, Anti-p31 antibody produced in rabbit

## All Photos (6)


Product No.	Clonality	Application	Species Reactivity	Citations	SDS
<a href="#">HPA006702</a>	polyclonal	IF, IHC	mouse, rat, human	2	




### Anti-PSMD10 antibody produced in rabbit

**Synonym(s):** Anti-26S proteasome non-ATPase regulatory subunit 10 antibody produced in rabbit, Anti-26S proteasome regulatory subunit p28 antibody produced in rabbit, Anti-Gankyrin antibody produced in rabbit

## All Photos (4)

Product No.	Clonality	Application	Species Reactivity	Citations	SDS
<a href="#">HPA002920</a>	polyclonal	IF, IHC	human, mouse, rat		





### Anti-PSMD11 antibody produced in rabbit

**Synonym(s):** Anti-Mgc3844, Anti-P44.5, Anti-Proteasome (prosome, macropain) 26s subunit, non-atpase, 11, Anti-Rpn6, Anti-S9



## All Photos (2)



Product No.	Clonality	Application	Species Reactivity	Citations	SDS
<a href="#">HPA042275</a>	polyclonal	IHC	human		



### Anti-PSMD13 antibody produced in rabbit

**Synonym(s):** Anti-Rpn9, Anti-p40.5, Anti-P40.5, Anti-Proteasome (prosome, macropain) 26S subunit, non-ATPase, 13

## All Photos (6)



Product No.	Clonality	Application	Species Reactivity	Citations	SDS
<a href="#">HPA038691</a>	polyclonal	IHC	human		
<a href="#">HPA038692</a>	polyclonal	IF, IHC	rat, mouse, human		

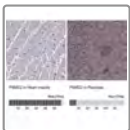


### Anti-PSMD7 antibody produced in rabbit

**Synonym(s):** Anti-MOV34, Anti-P40, Anti-Rpn8, Anti-S12

## All Photos (14)



Product No.	Clonality	Application	Species Reactivity	Citations	SDS
<a href="#">HPA056069</a>	polyclonal	IF, IHC	human	1	
<a href="#">HPA049824</a>	polyclonal	IF, IHC	human		

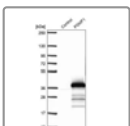


### Anti-PSMD2 antibody produced in rabbit

**Synonym(s):** Anti-MGC14274, Anti-P97, Anti-Proteasome (Prosome, Macropain) 26S Subunit, Non-ATPase, 2, Anti-Rpn1, Anti-S2, Anti-TRAP2

## All Photos (6)



Product No.	Clonality	Application	Species Reactivity	Citations	SDS
<a href="#">HPA062363</a>	polyclonal	IF, IHC, WB	human		
<a href="#">HPA045192</a>	polyclonal	IHC	human	1	

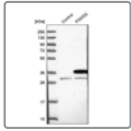


### Anti-PSMF1 antibody produced in rabbit

**Synonym(s):** Anti-Pi31, Anti-Proteasome (prosome, macropain) inhibitor subunit 1 (pi31)

## All Photos (6)


Product No.	Clonality	Application	Species Reactivity	Citations	SDS
<a href="#">HPA041300</a>	polyclonal	IF, IHC	human		
<a href="#">HPA041122</a>	polyclonal	IF, IHC	human		



### Anti-PSMG2 antibody produced in rabbit

**Synonym(s):** Anti-CLAST3, Anti-HCCA3, Anti-HsT1707, Anti-MDS003, Anti-proteasome (prosome, macropain) assembly chaperone 2

## All Photos (2)


Product No.	Clonality	Application	Species Reactivity	Citations	SDS
<a href="#">HPA041517</a>	polyclonal	IHC, WB	human		

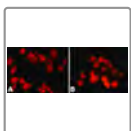


### Anti-PSORS1C2 antibody produced in rabbit

**Synonym(s):** Anti-C6orf17, Anti-SPR1

## All Photos (3)


Product No.	Clonality	Application	Species Reactivity	Citations	SDS
<a href="#">HPA061228</a>	polyclonal	IHC	human	1	

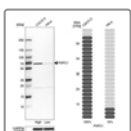


### Anti-PSPC1 (N-terminal) antibody produced in rabbit

**Synonym(s):** Anti-PSP1, Anti-Paraspeckle protein 1

## All Photos (4)


Product No.	Clonality	Application	Species Reactivity	Citations	SDS
<a href="#">SAB420068</a>	polyclonal	IF, WB CL	human	6	

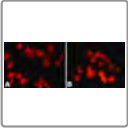


### Anti-PSPC1 antibody produced in rabbit

**Synonym(s):** Anti-FLJ10955, Anti-PSP1, Anti-Paraspeckle component 1

## All Photos (7)

Product No.	Clonality	Application	Species Reactivity	Citations	SDS
<a href="#">HPA038904</a>	polyclonal	IF, IHC	mouse, human, rat	1	



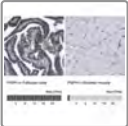
## Anti-PSPC1 antibody, Mouse monoclonal

**Synonym(s):** Monoclonal Anti-PSP1, Monoclonal Anti-PSPC1 antibody produced in mouse, Monoclonal Anti-paraspeckle component 1

[All](#)

[Photos](#) (3)

Product No.	Clonality	Application	Species Reactivity	Citations	SDS
<b>SAB4200503</b>	1L4, monoclonal	IF, WB	human, rat, mouse	13	



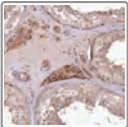
## Anti-PSPH antibody produced in rabbit

**Synonym(s):** Anti-L-3-phosphoserine phosphatase, Anti-O-phosphoserine phosphohydrolase, Anti-PSP, Anti-PSPase, Anti-Phosphoserine phosphatase

[All](#)

[Photos](#) (6)

Product No.	Clonality	Application	Species Reactivity	Citations	SDS
<b>HPA020376</b>	polyclonal	IHC	human	14	

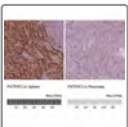


## Anti-PSTK antibody produced in rabbit

**Synonym(s):** Anti-C10orf89, Anti-MGC35392, Anti-Phosphoseryl-tRNA kinase

[All Photos](#) (6)

Product No.	Clonality	Application	Species Reactivity	Citations	SDS
<b>HPA037781</b>	polyclonal	IF, IHC	human		



## Anti-PSTPIP2 antibody produced in rabbit


**Synonym(s):** Anti-Proline-serine-threonine phosphatase interacting protein 2


[All Photos](#) (7)

Product No.	Clonality	Application	Species Reactivity	Citations	SDS
<b>HPA040944</b>	polyclonal	IHC	mouse, human, rat	1	

## All **Anti-PSTPIP1 antibody produced in rabbit**

**Photos** (4) **Synonym(s):** Anti-CD2-binding protein 1, Anti-H-PIP, Anti-PEST phosphatase-interacting protein 1, Anti-Proline-serine-threonine phosphatase-interacting protein 1



Product No.	Clonality	Application	Species Reactivity	Citations	SDS
<b>HPA010600</b>	polyclonal	IHC	human	3	

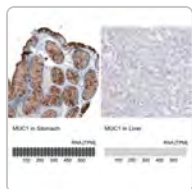


## **Anti-PTCD3 antibody produced in rabbit**

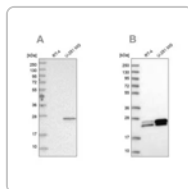
**Synonym(s):** Anti-Dkfzp666k071, Anti-Flj20758, Anti-Pentatricopeptide repeat domain 3

**All Photos** (10)

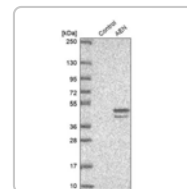
Product No.	Clonality	Application	Species Reactivity	Citations	SDS
<b>HPA041154</b>	polyclonal	IF, IHC	human		
<b>HPA041382</b>	polyclonal	IF, IHC	human	1	




Sigma-Aldrich  
**AMAB91533**  
 Monoclonal  
 Anti-MUC1...



Sigma-Aldrich  
**HPA028118**  
 Anti-GUK1



Sigma-Aldrich  
**HPA0485**  
 Anti-AEN  
 antibody.



### Anti-PTCD1 antibody produced in rabbit

**Synonym(s):** Anti-Pentatricopeptide repeat-containing protein 1

[All Photos](#) (2)

Product No.	Clonality	Application	Species Reactivity	Citations	SDS
<b>HPA020106</b>	polyclonal	IHC	human	4	



### Anti-PTEN Antibody, clone 6B12 ZooMAb<sup>®</sup> Rabbit Monoclonal

**Synonym(s):** 5-trisphosphate 3-phosphatase and dual-specificity protein phosphatase PTEN, Mutated in multiple advanced cancers 1, Phosphatase and tensin homolog, Phosphatidylinositol 3

[All Photos](#) (20)

Product No.	Clonality	Application	Species Reactivity	Citations	SDS
<b>ZRB1504</b>	6B12, monoclonal recombinant monoclonal	ICC, IHC (p), WB, affinity binding assay	human, mouse		



### Anti-PTEN Antibody, clone 6H2.1 ZooMAb<sup>®</sup> Mouse Monoclonal



[All Photos](#) (13)


Product No.	Clonality	Application	Species Reactivity	Citations	SDS
<b>ZMS1092</b>	6H2.1, recombinant monoclonal	ICC, IHC, WB	mouse, human, rat		



## Anti-PTEN Antibody, clone A2b1 ZooMAb® Mouse Monoclonal

[All Photos](#) (16)


Product No.	Clonality	Application	Species Reactivity	Citations	SDS
<b>ZMS1114</b>	A2b1, recombinant monoclonal	ICC, IHC, WB	human, mouse	 	

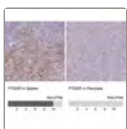


## Anti-PTER antibody produced in rabbit

**Synonym(s):** Anti-Phosphotriesterase related


[All Photos](#) (2)

Product No.	Clonality	Application	Species Reactivity	Citations	SDS
<b>HPA038045</b>	polyclonal	IHC	human		



## Anti-PTGDR antibody produced in rabbit

[All Photos](#) (3)



Product No.	Clonality	Application	Species Reactivity	Citations	SDS
<b>HPA049668</b>	polyclonal	IF, IHC	human		



## Anti-PTGES3 antibody produced in rabbit

**Synonym(s):** Anti-CPGES, Anti-P23, Anti-Prostaglandin E synthase 3 (cytosolic), Anti-TEBP

[All Photos](#) (16)


Product No.	Clonality	Application	Species Reactivity	Citations	SDS
<b>HPA038672</b>	polyclonal	IF, IHC	human, mouse, rat		
<b>HPA038673</b>	polyclonal	IF, IHC	rat, mouse, human		




## Anti-PTGES antibody produced in rabbit

**Synonym(s):** Anti-Mgst-iv, Anti-Mgst1-I1, Anti-Mgst1I1, Anti-Pig12, Anti-Prostaglandin e synthase, Anti-Tp53i12

[All Photos](#) (10)


Product No.	Clonality	Application	Species Reactivity	Citations	SDS
<a href="#">HPA045064</a>	polyclonal	IF, IHC	mouse, human	2	

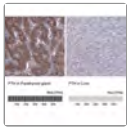


### Anti-PTGR1 antibody produced in rabbit

**Synonym(s):** Anti-LTB4DH, Anti-Prostaglandin reductase 1, Anti-ZADH3


[All Photos](#) (5)

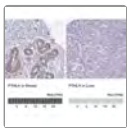
Product No.	Clonality	Application	Species Reactivity	Citations	SDS
<a href="#">HPA036724</a>	polyclonal	IHC	human		



### Anti-PTH antibody produced in rabbit

[All Photos](#) (5)


Product No.	Clonality	Application	Species Reactivity	Citations	SDS
<a href="#">HPA048540</a>	polyclonal	IHC	human		



### Anti-PTHLH antibody produced in rabbit

**Synonym(s):** Anti-Hhm, Anti-Parathyroid hormone-like hormone, Anti-Plp, Anti-Pthr, Anti-Pthrp


[All Photos](#) (6)

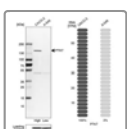
Product No.	Clonality	Application	Species Reactivity	Citations	SDS
<a href="#">HPA035982</a>	polyclonal	IF, IHC	human		



### Anti-PTH1R antibody produced in rabbit

[All Photos](#) (3)


Product No.	Clonality	Application	Species Reactivity	Citations	SDS
<a href="#">HPA075879</a>	polyclonal	IF, IHC	human		

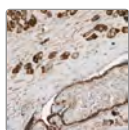


### Anti-PTK7 antibody produced in rabbit

**Synonym(s):** Anti-CCK-4 antibody produced in rabbit, Anti-Colon carcinoma kinase 4 antibody produced in rabbit, Anti-Tyrosine-protein kinase-like 7 precursor antibody produced in rabbit

[All Photos](#) (5)


Product No.	Clonality	Application	Species Reactivity	Citations	SDS
<a href="#">HPA003222</a>	polyclonal	IHC	human	7	




### Anti-PTK6 antibody produced in rabbit

**Synonym(s):** Anti-BRK, Anti-PTK6 protein tyrosine kinase 6

[All Photos](#) (2)



Product No.	Clonality	Application	Species Reactivity	Citations	SDS
<a href="#">HPA036070</a>	polyclonal	IHC	human	17	




### Anti-PTK2B antibody produced in rabbit

**Synonym(s):** Anti-CADTK, Anti-CAKB, Anti-FAK2, Anti-PTK, Anti-PTK2B protein tyrosine kinase 2  $\beta$ , Anti-PYK2, Anti-RAFTK

[All Photos](#) (6)


Product No.	Clonality	Application	Species Reactivity	Citations	SDS
<a href="#">HPA026276</a>	polyclonal	IHC	human	4	
<a href="#">HPA026091</a>	polyclonal	IHC	rat, human	4	




### Anti-PTPN1 antibody produced in rabbit

**Synonym(s):** Anti-PTP-1B, Anti-Protein-tyrosine phosphatase 1B, Anti-Tyrosine-protein phosphatase non-receptor type 1

[All Photos](#) (6)


Product No.	Clonality	Application	Species Reactivity	Citations	SDS
<a href="#">HPA012542</a>	polyclonal	IF, IHC	human	5	



### Anti-PTPN6 antibody produced in rabbit

**Synonym(s):** Anti-Hematopoietic cell protein-tyrosine phosphatase, Anti-PTP-1C, Anti-Protein-tyrosine phosphatase 1C, Anti-Protein-tyrosine phosphatase SHP-1, Anti-SH-PTP1, Anti-Tyrosine-protein phosphatase non-receptor type 6

[All Photos](#) (6)

Product No.	Clonality	Application	Species Reactivity	Citations	SDS
<a href="#">HPA001466</a>	polyclonal	IF, IHC	rat, human	4	






## Anti-PTPN2 antibody produced in rabbit

**Synonym(s):** PTPT, TC-PTP, TCELLPTP, TCPTP, protein tyrosine phosphatase, non-receptor type 2, Anti-PTN2, Anti-PTPT, Anti-TC-PTP, Anti-TCELLPTP, Anti-TCPTP, Anti-protein tyrosine phosphatase, non-receptor type 2

**All Photos** (16)

Product No.	Clonality	Application	Species Reactivity	Citations	SDS
<a href="#">HPA046176</a>	polyclonal	IF, IHC	human	1	
<a href="#">SAB4200249</a>	polyclonal	WB	mouse, rat, human	11	
<a href="#">HPA015004</a>	polyclonal	IF, IHC	human		

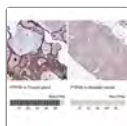


## Anti-PTPN14 antibody produced in rabbit

**Synonym(s):** Anti-PEZ

**All Photos** (1)

Product No.	Clonality	Application	Species Reactivity	Citations	SDS
<a href="#">HPA053864</a>	polyclonal		human	2	

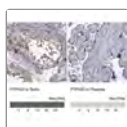


## Anti-PTPN9 antibody produced in rabbit

**Synonym(s):** Anti-Meg2, Anti-Protein tyrosine phosphatase, non-receptor type 9

**All Photos** (6)

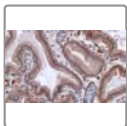
Product No.	Clonality	Application	Species Reactivity	Citations	SDS
<a href="#">HPA041922</a>	polyclonal	IF, IHC	human	1	



## Anti-PTPN20 antibody produced in rabbit



**All Photos** (3)

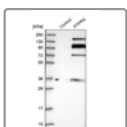
Product No.	Clonality	Application	Species Reactivity	Citations	SDS
<a href="#">HPA069148</a>	polyclonal	IF, IHC	human		



## Anti-PTPN21 Antibody, clone 2K11 ZooMAb<sup>®</sup> Rabbit Monoclonal

**All Photos** (11)


Product No.	Clonality	Application	Species Reactivity	Citations	SDS
<b>ZRB1889</b>	2K11, recombinant monoclonal	ICC, IHC, WB, affinity binding assay	rat, mouse, human	 	

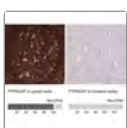


## Anti-PTPRA antibody produced in rabbit

**Synonym(s):** Anti-HLPR, Anti-HPTPA, Anti-LRP, Anti-PTPA, Anti-PTPRL2, Anti-RPTPA, Anti-protein tyrosine phosphatase, receptor type, A

**All Photos** (2)


Product No.	Clonality	Application	Species Reactivity	Citations	SDS
<b>HPA029412</b>	polyclonal	IHC, WB	human	1	

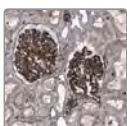


## Anti-PTPRCAP antibody produced in rabbit

**Synonym(s):** Anti-CD45-AP, Anti-LPAP, Anti-Protein Tyrosine Phosphatase, Receptor Type, C-Associated Protein

**All Photos** (6)



Product No.	Clonality	Application	Species Reactivity	Citations	SDS
<b>HPA043734</b>	polyclonal	IHC, WB	human		

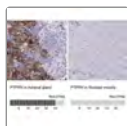


## Anti-PTPRE antibody produced in rabbit

**Synonym(s):** Anti-Protein-tyrosine phosphatase epsilon, Anti-R-PTP-epsilon, Anti-Receptor-type tyrosine-protein phosphatase epsilon, Anti-Receptor-type tyrosine-protein phosphatase epsilon precursor

**All Photos** (3)

Product No.	Clonality	Application	Species Reactivity	Citations	SDS
<b>HPA021872</b>	polyclonal	IHC	human	3	
<b>HPA015870</b>	polyclonal	IF, IHC	human	3	



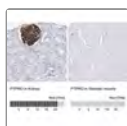
### Anti-PTPRN antibody produced in rabbit

**Synonym(s):** Anti-ICA 512 antibody produced in rabbit, Anti-Islet cell antigen 512 antibody produced in rabbit, Anti-Islet cell autoantigen 3 antibody produced in rabbit, Anti-PTP IA-2 antibody produced in rabbit, Anti-R-PTP-N antibody produced in rabbit, Anti-Receptor-type tyrosine-protein phosphatase-like (4)<sup>N</sup> precursor antibody produced in rabbit

[All](#)

[Photos](#) (4)

Product No.	Clonality	Application	Species Reactivity	Citations	SDS
<a href="#">HPA007179</a>	polyclonal	IHC	human	8	



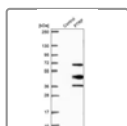
### Anti-PTPRO antibody produced in rabbit

**Synonym(s):** Anti-GLEPP1, Anti-PTP-U2, Anti-PTP-oc, Anti-PTPU2, Anti-Protein tyrosine phosphatase, receptor type, O

[All](#)

[Photos](#) (5)

Product No.	Clonality	Application	Species Reactivity	Citations	SDS
<a href="#">HPA034525</a>	polyclonal	IHC	human	4	



### Anti-PTRF antibody produced in rabbit



**Synonym(s):** Anti-CAVIN1, Anti-cavin-1, Anti-polymerase I and transcript release factor

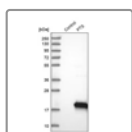
[All Photos](#) (3)

Product No.	Clonality	Application	Species Reactivity	Citations	SDS
<a href="#">HPA049838</a>	polyclonal	IF, IHC, WB	human	5	

**All**  
**Photos** (14)

**Anti-PTRH1 Antibody, clone 3O6 ZooMAb<sup>®</sup> Rabbit**  
**Monoclonal**


Product No.	Clonality	Application	Species Reactivity	Citations	SDS
<b>ZRB1162</b>	3O6, monoclonal recombinant monoclonal	ICC, IHC (p), WB, affinity binding assay	human, mouse		 

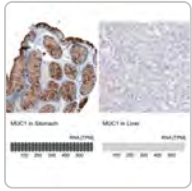


**Anti-PTS antibody produced in rabbit**

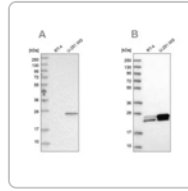
**Synonym(s):** Anti-6-Pyruvoyltetrahydrobiopterin synthase antibody produced in rabbit, Anti-PTP synthase antibody produced in rabbit, Anti-PTPS antibody produced in rabbit

**All**  
**Photos** (3)

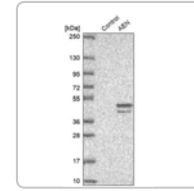
Product No.	Clonality	Application	Species Reactivity	Citations	SDS
<b>HPA001481</b>	polyclonal	IF, IHC	human	1	



Sigma-Aldrich  
**AMAB91533**  
Monoclonal  
Anti-MUC1...



Sigma-Aldrich  
**HPA028118**  
Anti-GUK1




Sigma-Aldrich  
**HPA0485**  
Anti-AEN  
antibody.



### Anti-PUF60 antibody produced in rabbit

[All Photos](#) (17)

Product No.	Clonality	Application	Species Reactivity	Citations	SDS
<b>HPA052096</b>	polyclonal	IHC	human		
<b>HPA059714</b>	polyclonal	IF, IHC	human		




### Anti-PUM3 antibody produced in rabbit

**Synonym(s):** Anti-HA-8, Anti-KIAA0020, Anti-PEN, Anti-PUF6, Anti-XTP5, Anti-hPUF-A

[All Photos](#) (7)

Product No.	Clonality	Application	Species Reactivity	Citations	SDS
<b>HPA002353</b>	polyclonal	IF, IHC	human	2	



### Anti-PUM1 antibody produced in rabbit

**Synonym(s):** Anti-KIAA0099, Anti-PUMH1, Anti-pumilio homolog 1 (Drosophila)



[All Photos](#) (6)

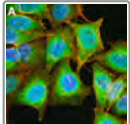
Product No.	Clonality	Application	Species Reactivity	Citations	SDS
<b>HPA027449</b>	polyclonal	IF, WB	human		
<b>HPA027424</b>	polyclonal	IF, IHC	mouse, rat, human	1	



**Anti-PUMA Antibody, clone 1L16 ZooMAb<sup>®</sup> Rabbit Monoclonal**



**All Photos** (20)


Product No.	Clonality	Application	Species Reactivity	Citations	SDS
<b>ZRB1600</b>	1L16, recombinant monoclonal	ICC, IHC (p), WB, affinity binding assay	mouse, human, rat	 	



**Anti-Puromycin Antibody, clone 12D10 ZooMAb<sup>®</sup> Mouse Monoclonal**

**All Photos** (10)


Product No.	Clonality	Application	Species Reactivity	Citations	SDS
<b>ZMS1016</b>	12D10, recombinant monoclonal	FACS, ICC, WB	human	 	

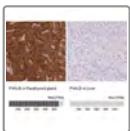


**Anti-PUS10 antibody produced in rabbit**

**Synonym(s):** Anti-CCDC139, Anti-FLJ32312, Anti-pseudouridylate synthase 10

**All Photos** (2)


Product No.	Clonality	Application	Species Reactivity	Citations	SDS
<b>HPA044736</b>	polyclonal	IHC	human		

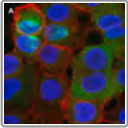


**Anti-PVALB antibody produced in rabbit**

**Synonym(s):** Anti-D22S749

**All Photos** (7)

Product No.	Clonality	Application	Species Reactivity	Citations	SDS
<b>HPA048536</b>	polyclonal	IF, IHC	human	91	





## Anti-PVR (CD155) Antibody, clone 4B3 ZooMAb<sup>®</sup> Rabbit Monoclonal

**Synonym(s):** CD155, NECL-5, Nectin-like protein 5, Poliovirus receptor

[All](#)

[Photos](#) (9)

Product No.	Clonality	Application	Species Reactivity	Citations	SDS
<b>ZRB1036</b>	4B3, recombinant monoclonal monoclonal	FACS, ICC, WB, affinity binding assay	human		 




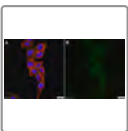
## Anti-PVR antibody produced in rabbit

**Synonym(s):** Anti-CD155 antigen, Anti-Necl-5, Anti-Nectin-like protein 5, Anti-Poliovirus receptor precursor

[All](#)

[Photos](#) (6)



Product No.	Clonality	Application	Species Reactivity	Citations	SDS
<b>HPA012568</b>	polyclonal	IHC	human	4	



## Anti-PVR/CD155 Antibody, clone SKII.4 ZooMAb<sup>®</sup> Mouse Monoclonal

[All](#)

[Photos](#) (7)



Product No.	Clonality	Application	Species Reactivity	Citations	SDS
<b>ZMS1195</b>	SKII.4, recombinant monoclonal	ELISA, FACS, ICC, affinity binding assay	human		 

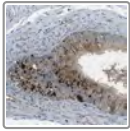


## Anti-P2X7 Antibody, clone 1D23-1 ZooMAb<sup>®</sup> Rabbit Monoclonal

[All](#)


[Photos](#) (8)

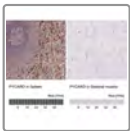
Product No.	Clonality	Application	Species Reactivity	Citations	SDS
<b>ZRB1755</b>	1D23-1, recombinant monoclonal	ELISA, ICC, IHC, WB, affinity binding assay	human		 



### Anti-PXYLP1 antibody produced in rabbit



[All Photos](#) (4)

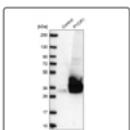
Product No.	Clonality	Application	Species Reactivity	Citations	SDS
<b>HPA017243</b>	polyclonal	IHC	human	1	



### Anti-PYCARD antibody produced in rabbit

[All Photos](#) (16)


Product No.	Clonality	Application	Species Reactivity	Citations	SDS
<b>HPA054496</b>	polyclonal	IHC	human		
<b>HPA049074</b>	polyclonal	IF, IHC	human		



### Anti-PYCR1 antibody produced in rabbit

**Synonym(s):** Anti-P5C, Anti-pyrroline-5-carboxylate reductase 1

[All Photos](#) (5)


Product No.	Clonality	Application	Species Reactivity	Citations	SDS
<b>HPA047660</b>	polyclonal	IHC, WB	human	1	




### Anti-PYGL antibody produced in rabbit


**Synonym(s):** Anti-Glycogen phosphorylase, liver form antibody produced in rabbit

[All Photos](#) (18)

Product No.	Clonality	Application	Species Reactivity	Citations	SDS
<b>HPA000962</b>	polyclonal	IF, IHC	human	8	




Product No.	Clonality	Application	Species Reactivity	Citations	SDS
<b>HPA004119</b>	polyclonal	IF, IHC	human	3	

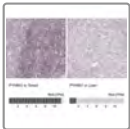


### Anti-PYGM antibody produced in rabbit

**Synonym(s):** Anti-phosphorylase, glycogen, muscle

[All Photos](#) (3)



Product No.	Clonality	Application	Species Reactivity	Citations	SDS
<b>HPA056003</b>	polyclonal	IHC	human	4	

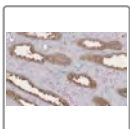


### Anti-PYHIN1 antibody produced in rabbit

**Synonym(s):** Anti-IFIX, Anti-MGC23885, Anti-pyrin and HIN domain family, member 1



[All Photos](#) (8)


Product No.	Clonality	Application	Species Reactivity	Citations	SDS
<b>HPA055373</b>	polyclonal	IF, IHC	human		
<b>HPA051224</b>	polyclonal	IHC	human		



### Anti-Pyk2/PTK2B Antibody, clone 3B7 ZooMAb<sup>®</sup> Rabbit Monoclonal

[All Photos](#) (13)


Product No.	Clonality	Application	Species Reactivity	Citations	SDS
<b>ZRB2135</b>	3B7, recombinant monoclonal	ICC, IHC, WB, affinity binding assay	mouse, rat, human		 

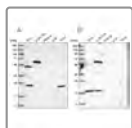


### Anti-PYM1 antibody produced in rabbit

**Synonym(s):** Anti-PYM, Anti-WIBG

[All Photos](#) (2)

Product No.	Clonality	Application	Species Reactivity	Citations	SDS
<b>HPA046200</b>	polyclonal	IHC	human		




## Anti-PYROXD2 antibody produced in rabbit

**Synonym(s):** Anti-C10orf33, Anti-FLJ23849, Anti-Pyridine nucleotide-disulphide oxidoreductase domain 2

[All](#)

[Photos \(4\)](#)

Product No.	Clonality	Application	Species Reactivity	Citations	SDS
<a href="#">HPA037567</a>	polyclonal	IHC	human		
<a href="#">HPA037566</a>	polyclonal	IHC	human		

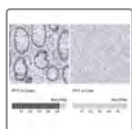


## Anti-PYROXD1 antibody produced in rabbit

**Synonym(s):** Anti-DKFZp762G094, Anti-FLJ22028

[All Photos \(6\)](#)

Product No.	Clonality	Application	Species Reactivity	Citations	SDS
<a href="#">HPA038320</a>	polyclonal	IF, IHC	human		

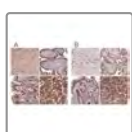


## Anti-PYY antibody produced in rabbit

**Synonym(s):** Anti-PYY, Anti-PYY-I, Anti-PYY-II, Anti-Peptide YY, Anti-Peptide tyrosine tyrosine

[All Photos \(5\)](#)

Product No.	Clonality	Application	Species Reactivity	Citations	SDS
<a href="#">HPA010973</a>	polyclonal	IHC	human	8	




## Anti-QARS antibody produced in rabbit

**Synonym(s):** Anti-Glutaminyl-tRNA synthetase

[All Photos \(15\)](#)



Product No.	Clonality	Application	Species Reactivity	Citations	SDS
<a href="#">HPA036986</a>	polyclonal	IF, IHC	mouse, rat, human		
<a href="#">HPA036987</a>	polyclonal	IF, IHC, WB	human		

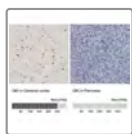


## Anti-QDPR antibody produced in rabbit

**Synonym(s):** Anti-DHPR, Anti-PKU2, Anti-SDR33C1

## All Photos (5)


Product No.	Clonality	Application	Species Reactivity	Citations	SDS
<a href="#">HPA058951</a>	polyclonal	IF, IHC, WB	human		
<a href="#">HPA065649</a>	polyclonal	IHC	human		

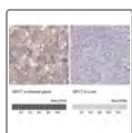


### Anti-QKI antibody produced in rabbit

**Synonym(s):** Anti-Hqk, Anti-Hqkl, Anti-Protein quaking

## All Photos (8)


Product No.	Clonality	Application	Species Reactivity	Citations	SDS
<a href="#">HPA019123</a>	polyclonal	IF, IHC	human, mouse, rat	11	



### Anti-QPCT antibody produced in rabbit

**Synonym(s):** Anti-Glutaminy cyclase, Anti-Glutaminy-peptide cyclotransferase precursor, Anti-Glutaminy-tRNA cyclotransferase, Anti-Glutamyl cyclase, Anti-QC



## All Photos (5)


Product No.	Clonality	Application	Species Reactivity	Citations	SDS
<a href="#">HPA008406</a>	polyclonal	IHC	human	2	



### Anti-QPCTL Antibody, clone 5M19 ZooMAb<sup>®</sup> Rabbit Monoclonal

## All Photos (11)



Product No.	Clonality	Application	Species Reactivity	Citations	SDS
<a href="#">ZRB1890</a>	5M19, recombinant monoclonal	ICC, IHC, WB, affinity binding assay	human		 





### Anti-QPRT antibody produced in rabbit


**Synonym(s):** Anti-QPRTase, Anti-quinolinate phosphoribosyltransferase


## All Photos (6)

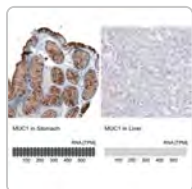
Product No.	Clonality	Application	Species Reactivity	Citations	SDS
<b>HPA076010</b>	polyclonal	IF, IHC	human		
<b>HPA011887</b>	polyclonal		human	2	

**All****Photos** (12)**Anti-QPRTase Antibody, clone 1G22 ZooMAb<sup>®</sup> Rabbit Monoclonal**

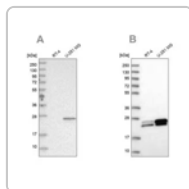
Product No.	Clonality	Application	Species Reactivity	Citations	SDS
<b>ZRB1110</b>	1G22, monoclonal recombinant monoclonal	FACS, ICC, IHC (p), WB, affinity binding assay	human, rat	 	

**Anti-QRFP antibody produced in rabbit****Synonym(s):** Anti-26RFa, Anti-P518, Anti-Pyroglutamylated Rfamide Peptide**All Photos** (5)

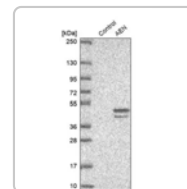
Product No.	Clonality	Application	Species Reactivity	Citations	SDS
<b>HPA043377</b>	polyclonal	IHC	human	1	



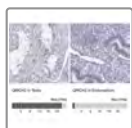
Sigma-Aldrich  
**AMAB91533**  
 Monoclonal  
 Anti-MUC1...



Sigma-Aldrich  
**HPA028118**  
 Anti-GUK1




Sigma-Aldrich  
**HPA0485**  
 Anti-AEN  
 antibody.



### Anti-QRICH2 antibody produced in rabbit

[All Photos](#) (4)

Product No.	Clonality	Application	Species Reactivity	Citations	SDS
<b>HPA052219</b>	polyclonal	IF, IHC	human	2	



### Anti-QRSL1 antibody produced in rabbit

**Synonym(s):** Anti-DKFZP564C1278, Anti-FLJ10989, Anti-FLJ12189, Anti-FLJ13447, Anti-GatA, Anti-glutaminyI-tRNA synthase (glutamine-hydrolyzing)-like 1

[All Photos](#) (3)

Product No.	Clonality	Application	Species Reactivity	Citations	SDS
<b>HPA029585</b>	polyclonal	IHC	human, mouse, rat		

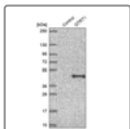


### Anti-QSOX2 antibody produced in rabbit

**Synonym(s):** Anti-Neuroblastoma-derived sulfhydryl oxidase, Anti-Quiescin Q6-like protein 1, Anti-Sulfhydryl oxidase 2 precursor

[All Photos](#) (2)

Product No.	Clonality	Application	Species Reactivity	Citations	SDS
<b>HPA012716</b>	polyclonal	IF, IHC	human	1	



## Anti-QTRT1 antibody produced in rabbit

**Synonym(s):** Anti-TGT, Anti-queueine tRNA-ribosyltransferase 1

[All Photos](#) (2)

Product No.	Clonality	Application	Species Reactivity	Citations	SDS
<a href="#">HPA049440</a>	polyclonal	IHC	human		




## Anti-RAB23 antibody produced in rabbit

**Synonym(s):** Anti-RAB23, member RAS oncogene family

[All Photos](#) (9)

Product No.	Clonality	Application	Species Reactivity	Citations	SDS
<a href="#">HPA029136</a>	polyclonal	IF, IHC, WB	human	1	
<a href="#">HPA029135</a>	polyclonal	IF, IHC	human	1	

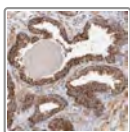


## Anti-RAB31 antibody produced in rabbit

**Synonym(s):** Anti-KIAA0524, Anti-RAB31, member RAS oncogene family, Anti-Rab22B, Anti-SAMD2, Anti-SARM

[All Photos](#) (3)

Product No.	Clonality	Application	Species Reactivity	Citations	SDS
<a href="#">HPA019717</a>	polyclonal	IHC	rat, mouse, human	2	

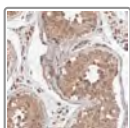


## Anti-RAB18 antibody produced in rabbit

**Synonym(s):** Anti-Ras-related protein Rab-18

[All Photos](#) (2)


Product No.	Clonality	Application	Species Reactivity	Citations	SDS
<a href="#">HPA025928</a>	polyclonal	IHC	human	1	




## Anti-RAB14 antibody produced in rabbit

**Synonym(s):** Anti-Ras-related protein Rab-14

[All Photos](#) (7)


Product No.	Clonality	Application	Species Reactivity	Citations	SDS
<b>HPA026419</b>	polyclonal	IF, IHC	human	6	




### Anti-RAB28 antibody produced in rabbit

**Synonym(s):** Anti-RAB28, Member RAS Oncogene Family

[All Photos](#) (2)


Product No.	Clonality	Application	Species Reactivity	Citations	SDS
<b>HPA044575</b>	polyclonal	IHC	human		




### Anti-RAB13 antibody produced in rabbit

**Synonym(s):** Anti-Cell growth-inhibiting gene 4 protein antibody produced in rabbit, Anti-Ras-related protein Rab-13 antibody produced in rabbit

[All Photos](#) (6)


Product No.	Clonality	Application	Species Reactivity	Citations	SDS
<b>HPA003996</b>	polyclonal	IF, IHC	human	3	

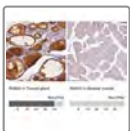


### Anti-RAB32 antibody produced in rabbit

**Synonym(s):** Anti-Ras-related protein Rab-32


[All Photos](#) (2)

Product No.	Clonality	Application	Species Reactivity	Citations	SDS
<b>HPA025731</b>	polyclonal	IHC	human	8	



### Anti-RAB43 antibody produced in rabbit

[All Photos](#) (3)




Product No.	Clonality	Application	Species Reactivity	Citations	SDS
<b>HPA060085</b>	polyclonal	IHC	human		

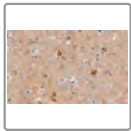


### Anti-Rab11 Antibody, clone 1C16 ZooMAb<sup>®</sup> Rabbit Monoclonal





**All Photos** (6)

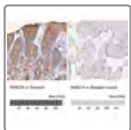
Product No.	Clonality	Application	Species Reactivity	Citations	SDS
<b>ZRB2358</b>	recombinant monoclonal	ICC, IHC, WB, affinity binding assay	human, mouse, rat	  	



**Anti-Rab10 Antibody, clone 1G2 ZooMAb<sup>®</sup> Rabbit Monoclonal**

**All Photos** (11)


Product No.	Clonality	Application	Species Reactivity	Citations	SDS
<b>ZRB1824</b>	1G2, recombinant monoclonal	IHC (p), WB, affinity binding assay	human, mouse	 	




**Anti-RAB27A antibody produced in rabbit**

**Synonym(s):** Anti-GTP-binding protein Ram antibody produced in rabbit, Anti-Rab-27 antibody produced in rabbit, Anti-Ras-related protein Rab-27A antibody produced in rabbit

**All Photos** (5)


Product No.	Clonality	Application	Species Reactivity	Citations	SDS
<b>HPA001333</b>	polyclonal	IHC	human	6	



**Anti-RAB7A antibody produced in rabbit**

**Synonym(s):** Anti-Ras-related protein Rab-7a

**All Photos** (7)


Product No.	Clonality	Application	Species Reactivity	Citations	SDS
<b>HPA006964</b>	polyclonal	IF, IHC	mouse, human, rat	5	




**Anti-RAB9A antibody produced in rabbit**

**Synonym(s):** Anti-Rab-9A antibody produced in rabbit, Anti-Ras-related protein Rab-9 antibody produced in rabbit

**All  
Photos** (4)




Product No.	Clonality	Application	Species Reactivity	Citations	SDS
<b>HPA003094</b>	polyclonal	IHC	human	2	

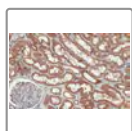


**Anti-Rab9A Antibody, clone 1B16 ZooMAb<sup>®</sup> Rabbit Monoclonal**

**Synonym(s):** Anti-AGTR1 Antibody, clone 1112 ZooMAb<sup>®</sup> Rabbit Monoclonal



**All  
Photos** (7)

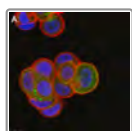
Product No.	Clonality	Application	Species Reactivity	Citations	SDS
<b>ZRB2004</b>	1B16, recombinant monoclonal	ICC, IHC, WB, affinity binding assay	rat, mouse, human, monkey		  



**Anti-Rab8A Antibody, clone 1N22 ZooMAb<sup>®</sup> Rabbit Monoclonal**



**All  
Photos** (12)

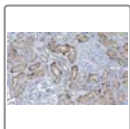
Product No.	Clonality	Application	Species Reactivity	Citations	SDS
<b>ZRB1818</b>	1N22, recombinant monoclonal	IHC (p), WB, affinity binding assay	human, rat		 



**Anti-Rab5A Antibody, clone 3L17 ZooMAb<sup>®</sup> Rabbit Monoclonal**



**All  
Photos** (8)

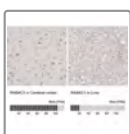
Product No.	Clonality	Application	Species Reactivity	Citations	SDS
<b>ZRB1730</b>	3L17, recombinant monoclonal	ICC, WB, affinity binding assay	human, rat, mouse		 



## Anti-Rab7A Antibody, clone 4E15 ZooMAb<sup>®</sup> Rabbit Monoclonal

**All Photos** (20)


Product No.	Clonality	Application	Species Reactivity	Citations	SDS
<b>ZRB1120</b>	4E15, recombinant monoclonal	ICC, IHC (p), WB, affinity binding assay	mouse, human, monkey	 	




## Anti-RABAC1 antibody produced in rabbit

**Synonym(s):** Anti-PRA1, Anti-PRAF1, Anti-Rab acceptor 1 (prenylated), Anti-YIP3


**All Photos** (5)

Product No.	Clonality	Application	Species Reactivity	Citations	SDS
<b>HPA029171</b>	polyclonal	IF, IHC	human		



## Anti-RAB39B antibody produced in rabbit

**All Photos** (2)


Product No.	Clonality	Application	Species Reactivity	Citations	SDS
<b>HPA001114</b>	polyclonal	IHC	human	2	



## Anti-RAB27B antibody produced in rabbit

**Synonym(s):** Anti-C25KG, Anti-Ras-related protein Rab-27B

**All Photos** (7)


Product No.	Clonality	Application	Species Reactivity	Citations	SDS
<b>HPA019849</b>	polyclonal	IHC	human	6	




## Anti-RAB9B antibody produced in rabbit

**Synonym(s):** Anti-RAB9L

## All Photos (3)


Product No.	Clonality	Application	Species Reactivity	Citations	SDS
<a href="#">HPA061932</a>	polyclonal	IHC	human	1	

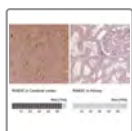


### Anti-RAB5C antibody produced in rabbit

**Synonym(s):** Anti-L1880 antibody produced in rabbit, Anti-RAB5L antibody produced in rabbit, Anti-Ras-related protein Rab-5C antibody produced in rabbit


## All Photos (5)

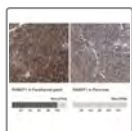
Product No.	Clonality	Application	Species Reactivity	Citations	SDS
<a href="#">HPA003426</a>	polyclonal	IHC	human	8	



### Anti-RAB3C antibody produced in rabbit

## All Photos (4)




Product No.	Clonality	Application	Species Reactivity	Citations	SDS
<a href="#">HPA048156</a>	polyclonal	IF, IHC	human		



### Anti-RABEP1 antibody produced in rabbit

**Synonym(s):** Anti-Rab GTPase-binding effector protein 1, Anti-Rabaptin-4, Anti-Rabaptin-5, Anti-Rabaptin-5alpha, Anti-Renal carcinoma antigen NY-REN-17


## All Photos (12)

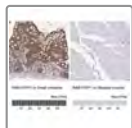
Product No.	Clonality	Application	Species Reactivity	Citations	SDS
<a href="#">HPA024691</a>	polyclonal	IHC	human	3	
<a href="#">HPA024235</a>	polyclonal	IF, IHC	human		
<a href="#">HPA019669</a>	polyclonal	IHC	human	3	

**All**  
**Photos** (3)

### Anti-RABEPK antibody produced in rabbit

**Synonym(s):** Anti-40 kDa Rab9 effector protein, Anti-Rab9 effector protein with Kelch motifs, Anti-p40




Product No.	Clonality	Application	Species Reactivity	Citations	SDS
<b>HPA023920</b>	polyclonal	IHC	human	3	

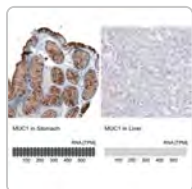


### Anti-RAB11FIP1 antibody produced in rabbit

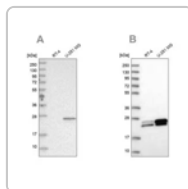
**Synonym(s):** Anti-Rab-coupling protein, Anti-Rab11 family-interacting protein 1, Anti-Rab11-FIP1

**All**  
**Photos** (18)

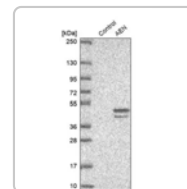
Product No.	Clonality	Application	Species Reactivity	Citations	SDS
<b>HPA024010</b>	polyclonal	IF, IHC	human	2	
<b>HPA023904</b>	polyclonal	IF, IHC	human	7	
<b>HPA025960</b>	polyclonal	IF, IHC	human	3	



Sigma-Aldrich  
**AMAB91533**  
Monoclonal  
Anti-MUC1...



Sigma-Aldrich  
**HPA028118**  
Anti-GUK1

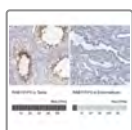


Sigma-Aldrich  
**HPA0485**  
Anti-AEN  
antibody.

[View Price and Availability](#)

[View Price and Availability](#)

[View Price and Availab](#)

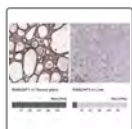


### Anti-RAB11FIP5 antibody produced in rabbit

**Synonym(s):** Anti-GAF1, Anti-KIAA0857, Anti-RIP11, Anti-pp75, Anti-Pp75, Anti-RAB11 family interacting protein 5 (class I)

[All Photos](#) (9)


Product No.	Clonality	Application	Species Reactivity	Citations	SDS
<b>HPA036406</b>	polyclonal	IF, IHC	human		
<b>HPA036407</b>	polyclonal	IF, IHC	human	3	



### Anti-RABGAP1 antibody produced in rabbit

[All Photos](#) (5)

Product No.	Clonality	Application	Species Reactivity	Citations	SDS
<b>HPA072273</b>	polyclonal	IF, IHC	human		

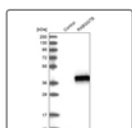


### Anti-RAB3GAP1 antibody produced in rabbit

**Synonym(s):** Anti-KIAA0066, Anti-RAB3GAP, Anti-RAB3GAP130, Anti-WARBM1

[All Photos](#) (2)


Product No.	Clonality	Application	Species Reactivity	Citations	SDS
<b>HPA034494</b>	polyclonal	IHC	human		

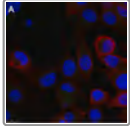


### Anti-RABGGTB antibody produced in rabbit

**Synonym(s):** Anti-GGTase-II-beta, Anti-Geranylgeranyl transferase type II subunit beta, Anti-Geranylgeranyl transferase type-2 subunit beta, Anti-Rab GGTase beta, Anti-Rab geranylgeranyltransferase subunit beta, Anti-Type II protein geranyl-geranyltransferase subunit beta


**All  
Photos** (4)

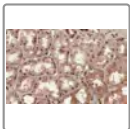
Product No.	Clonality	Application	Species Reactivity	Citations	SDS
<b>HPA027167</b>	polyclonal	IHC	human, mouse		



**Anti-Rabies glycoprotein Antibody, clone 24-3F-10  
ZooMAb® Mouse Monoclonal**



**All  
Photos** (9)

Product No.	Clonality	Application	Species Reactivity	Citations	SDS
<b>ZMS1046</b>	24-3F-10, recombinant monoclonal	FACS, ICC, IF	virus	 	



**Anti-RABL3 Antibody, clone 1C2 ZooMAb® Rabbit  
Monoclonal**



**All  
Photos** (11)

Product No.	Clonality	Application	Species Reactivity	Citations	SDS
<b>ZRB1891</b>	1C2, recombinant monoclonal	ICC, IHC, WB, affinity binding assay	human	 	



**Anti-Rac1 Antibody, clone 1E9 ZooMAb® Rabbit  
Monoclonal**

**All  
Photos** (13)

Product No.	Clonality	Application	Species Reactivity	Citations	SDS
<b>ZRB1121</b>	1E9, recombinant monoclonal	ICC, IHC (p), affinity binding assay	human	 	





**Anti-Rac1 Antibody, clone 23A8 ZooMAb® Mouse Monoclonal**

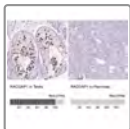


[All](#)

[Photos](#) (19)

**Synonym(s):** Cell migration-inducing gene 5 protein, EC:3.6.5.2, Ras-like protein TC25, Ras-related C3 botulinum toxin substrate 1, p21-Rac1


Product No.	Description	SDS
<a href="#">ZMS1023</a>	recombinant, expressed in HEK 293 cells	 



### Anti-RACGAP1 antibody produced in rabbit

**Synonym(s):** Anti-MgcRacGAP, Anti-Rac GTPase activating protein 1

[All Photos](#) (7)


Product No.	Clonality	Application	Species Reactivity	Citations	SDS
<a href="#">HPA043912</a>	polyclonal	IF, IHC	human	1	

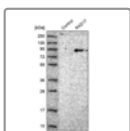


### Anti-RAD18 antibody produced in rabbit

**Synonym(s):** Anti-RNF73

[All Photos](#) (3)

Product No.	Clonality	Application	Species Reactivity	Citations	SDS
<a href="#">HPA008752</a>	polyclonal	IF, IHC	human	1	




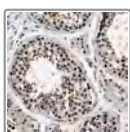
### Anti-RAD17 antibody produced in rabbit

**Synonym(s):** Anti-Cell cycle checkpoint protein RAD17 antibody produced in rabbit, Anti-RF-C/activator 1 homolog antibody produced in rabbit, Anti-hRad17 antibody produced in rabbit

[All](#)

[Photos](#) (3)

Product No.	Clonality	Application	Species Reactivity	Citations	SDS
<a href="#">HPA005448</a>	polyclonal	IF, IHC	human	4	




### Anti-RAD21 antibody produced in rabbit

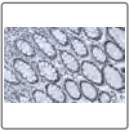
**Synonym(s):** Anti-Double-strand-break repair protein rad21 homolog, Anti-NXP-1, Anti-Nuclear matrix protein 1, Anti-SCC1 homolog, Anti-hHR21

[All](#)

[Photos](#) (6)





Product No.	Clonality	Application	Species Reactivity	Citations	SDS
<b>HPA020044</b>	polyclonal	IF, IHC, WB	human	4	

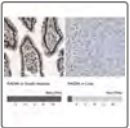


### **Anti-RAD21 Antibody, clone 2H12 ZooMAb<sup>®</sup> Rabbit Monoclonal**

**Synonym(s):** Double-strand-break repair protein rad21 homolog, NXP-1, Nuclear matrix protein 1, SCC1 homolog, hHR21

**All Photos** (29)


Product No.	Clonality	Application	Species Reactivity	Citations	SDS
<b>ZRB1458</b>	2H12, monoclonal recombinant monoclonal	ICC, IHC (p), WB, affinity binding assay	human, mouse, rat		 



### **Anti-RAD9A antibody produced in rabbit**

**Synonym(s):** Anti-Cell cycle checkpoint control protein RAD9A, Anti-DNA repair exonuclease rad9 homolog A, Anti-hRAD9

**All Photos** (5)



Product No.	Clonality	Application	Species Reactivity	Citations	SDS
<b>HPA006725</b>	polyclonal	IF, IHC, WB	human	2	

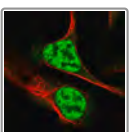


### **Anti-RAD23B antibody produced in rabbit**

**Synonym(s):** Anti-HHR23B, Anti-HR23B, Anti-P58, Anti-RAD23 homolog B (S. cerevisiae)

**All Photos** (17)


Product No.	Clonality	Application	Species Reactivity	Citations	SDS
<b>HPA029720</b>	polyclonal	IHC	human		
<b>HPA029718</b>	polyclonal	IF, IHC	human	1	



### **Anti-RAD54L antibody produced in rabbit**

**Synonym(s):** Anti-RAD54A, Anti-hHR54, Anti-hRAD54

**All Photos** (1)




Product No.	Clonality	Application	Species Reactivity	Citations	SDS
<b>HPA028954</b>	polyclonal	IF, IHC	human		

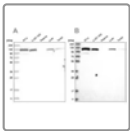


## Anti-RAGE Antibody, clone 1I22 ZooMAb<sup>®</sup> Rabbit Monoclonal

**Synonym(s):** Anti-RAGE Antibody, clone 1I22 ZooMAb<sup>®</sup> Rabbit Monoclonal

**All Photos** (8)



Product No.	Clonality	Application	Species Reactivity	Citations	SDS
<b>ZRB2467</b>	1I22, recombinant monoclonal	ICC, IF, IHC, WB, affinity binding assay	human, mouse	  	



## Anti-RAI14 antibody produced in rabbit

**Synonym(s):** Anti-DKFZp564G013, Anti-KIAA1334, Anti-NORPEG, Anti-RAI13, Anti-Retinoic acid induced 14

**All Photos** (8)



Product No.	Clonality	Application	Species Reactivity	Citations	SDS
<b>HPA036949</b>	polyclonal	IHC	human, mouse		
<b>HPA036950</b>	polyclonal	IF, IHC	human		



## Anti-RALGPS2 antibody produced in rabbit

**Synonym(s):** Anti-FLJ10244, Anti-FLJ25604, Anti-KIAA0351, Anti-Ral GEF with PH domain and SH3 binding motif 2

**All Photos** (16)



Product No.	Clonality	Application	Species Reactivity	Citations	SDS
<b>HPA027143</b>	polyclonal	IHC	human		
<b>HPA028328</b>	polyclonal	IHC	human		

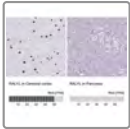


## Anti-RALY antibody produced in rabbit

**Synonym(s):** Anti-HNRPCL2, Anti-P542, Anti-RNA binding protein, autoantigenic (hnRNP-associated with lethal yellow homolog (mouse))

## All Photos (19)


Product No.	Clonality	Application	Species Reactivity	Citations	SDS
<a href="#">HPA040971</a>	polyclonal	IF, IHC	rat, mouse, human		
<a href="#">HPA043614</a>	polyclonal	IF, IHC	mouse, human, rat		

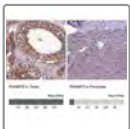


### Anti-RALYL antibody produced in rabbit

**Synonym(s):** Anti-HNRPCL3

## All Photos (3)


Product No.	Clonality	Application	Species Reactivity	Citations	SDS
<a href="#">HPA055868</a>	polyclonal	IHC	human		

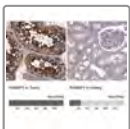


### Anti-RANBP3 antibody produced in rabbit

**Synonym(s):** Anti-RAN Binding Protein 3


## All Photos (4)

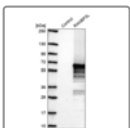
Product No.	Clonality	Application	Species Reactivity	Citations	SDS
<a href="#">HPA043375</a>	polyclonal	IF, IHC	human		



### Anti-RANBP1 antibody produced in rabbit

## All Photos (4)


Product No.	Clonality	Application	Species Reactivity	Citations	SDS
<a href="#">HPA065931</a>	polyclonal	IF, IHC	human		



### Anti-RANBP3L antibody produced in rabbit

**Synonym(s):** Anti-FLJ25422

## All Photos (2)

Product No.	Clonality	Application	Species Reactivity	Citations	SDS
<a href="#">HPA061526</a>	polyclonal	IHC	human		



## Anti-RanGAP1 (N-terminal) antibody produced in rabbit

**Synonym(s):** Anti-Ran-GTPase-Activating Protein 1

[All Photos](#) (3)

Product No.	Clonality	Application	Species Reactivity	Citations	SDS
<b>R0280</b>	polyclonal	IF, WB	human	6	

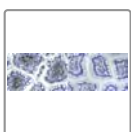


## Anti-RANGAP1 antibody produced in rabbit

**Synonym(s):** Anti-Fug1, Anti-KIAA1835, Anti-SD

[All Photos](#) (8)

Product No.	Clonality	Application	Species Reactivity	Citations	SDS
<b>HPA062034</b>	polyclonal	IF	human		
<b>HPA050110</b>	polyclonal	IF, IHC	human		



## Anti-RANKL/TNFSF11 Antibody, clone 1H17 ZooMAb<sup>®</sup> Rabbit Monoclonal

[All Photos](#) (6)

Product No.	Clonality	Application	Species Reactivity	Citations	SDS
<b>ZRB2275</b>	1H17, recombinant monoclonal	IHC, WB, affinity binding assay	human		



## Anti-RAP1GDS1 Antibody, clone 1H6 ZooMAb<sup>®</sup> Rabbit Monoclonal

[All Photos](#) (4)


Product No.	Clonality	Application	Species Reactivity	Citations	SDS
<b>ZRB2591</b>	recombinant monoclonal	ICC, IHC, WB, affinity binding assay	mouse, rat, human		

**All**

## Anti-RAPGEF1 antibody produced in rabbit

**Photos** (5)

**Synonym(s):** Anti-C3G protein, Anti-CRK SH3-binding GNRP, Anti-Guanine nucleotide-releasing factor 2, Anti-Rap guanine nucleotide exchange factor 1



Product No.	Clonality	Application	Species Reactivity	Citations	SDS
<b>HPA006426</b>	polyclonal	IHC	human	5	

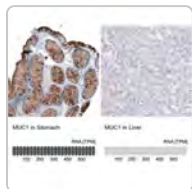


## Anti-Raptor Antibody, clone 3F15 ZoomAb® Rabbit Monoclonal

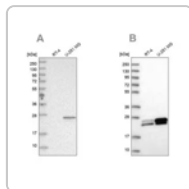
**All**

**Photos** (8)

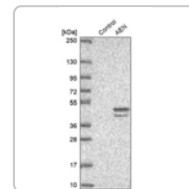
Product No.	Clonality	Application	Species Reactivity	Citations	SDS
<b>ZRB1710</b>	3F15, recombinant monoclonal	ICC, WB, affinity binding assay	human, rat		 



Sigma-Aldrich  
**AMAB91533**  
 Monoclonal  
 Anti-MUC1...



Sigma-Aldrich  
**HPA028118**  
 Anti-GUK1





Sigma-Aldrich  
**HPA0485**  
 Anti-AEN  
 antibody.

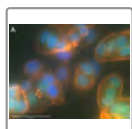


**Anti-RAR-alpha Antibody, clone 3L14, ZooMAb® Rabbit Monoclonal**

**Synonym(s):** Nuclear receptor subfamily 1 group B member 1, Retinoic acid receptor alpha



**All Photos** (23)


Product No.	Clonality	Application	Species Reactivity	Citations	SDS
<b>ZRB1369</b>	3L14, monoclonal recombinant monoclonal	ICC, IHC, WB, affinity binding assay	human, canine	 	



**Anti-RAR-gamma1 Antibody, clone 1C22 ZooMAb® Rabbit Monoclonal**

**All Photos** (8)


Product No.	Clonality	Application	Species Reactivity	Citations	SDS
<b>ZRB1812</b>	1C22, recombinant monoclonal	ICC, WB, affinity binding assay	human	 	



**Anti-RASA2 antibody produced in rabbit**

**Synonym(s):** Anti-GAP1M, Anti-MIPP, Anti-RAS p21 protein activator 2



**All Photos** (6)

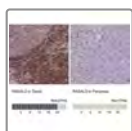
Product No.	Clonality	Application	Species Reactivity	Citations	SDS
<a href="#">HPA035374</a>	polyclonal	IF, IHC	human	2	



### Anti-RASA1 antibody produced in rabbit

[All Photos](#) (6)


Product No.	Clonality	Application	Species Reactivity	Citations	SDS
<a href="#">HPA036393</a>	polyclonal	IHC	human		
<a href="#">HPA064556</a>	polyclonal	IHC	human		



### Anti-RASAL3 antibody produced in rabbit

**Synonym(s):** Anti-FLJ21438, Anti-RAS protein activator like 3

[All Photos](#) (3)


Product No.	Clonality	Application	Species Reactivity	Citations	SDS
<a href="#">HPA043417</a>	polyclonal	IHC	human	3	




### Anti-RASD2 antibody produced in rabbit

**Synonym(s):** Anti-GTP-binding protein Rhes precursor antibody produced in rabbit, Anti-Ras homolog enriched in striatum antibody produced in rabbit, Anti-Tumor endothelial marker 2 antibody produced in rabbit

[All Photos](#) (4)


Product No.	Clonality	Application	Species Reactivity	Citations	SDS
<a href="#">HPA005839</a>	polyclonal	IHC	human	6	



### Anti-RASD1 antibody produced in rabbit


**Synonym(s):** Anti-AGS1, Anti-DEXRAS1, Anti-RAS, dexamethasone-induced 1

[All Photos](#) (6)

Product No.	Clonality	Application	Species Reactivity	Citations	SDS
<a href="#">HPA047896</a>	polyclonal	IF, IHC	human		




### Anti-RASGEF1A antibody produced in rabbit



**Synonym(s):** Anti-CG4853, Anti-FLJ37817, Anti-FNDC3, Anti-KIAA0970, Anti-RasGEF domain family, member 1A, Anti-bA203116.5

(5)

Product No.	Clonality	Application	Species Reactivity	Citations	SDS
<a href="#">HPA035593</a>	polyclonal	IF, IHC	human		



### Anti-RASL11A antibody produced in rabbit

**Synonym(s):** Anti-RAS-like, family 11, member A

[All Photos](#) (2)

Product No.	Clonality	Application	Species Reactivity	Citations	SDS
<a href="#">HPA004859</a>	polyclonal	IHC	human		




### Anti-RASL10B antibody produced in rabbit

**Synonym(s):** Anti-RAS-like, family 10, member B, Anti-RRP17, Anti-VTS58635

[All Photos](#) (3)

Product No.	Clonality	Application	Species Reactivity	Citations	SDS
<a href="#">HPA046842</a>	polyclonal	IHC	human	1	



### Anti-RASSF3 antibody produced in rabbit

**Synonym(s):** Anti-Ras association (RalGDS/AF-6) domain family member 3

[All Photos](#) (3)

Product No.	Clonality	Application	Species Reactivity	Citations	SDS
<a href="#">HPA038469</a>	polyclonal	IF, IHC	human		




### Anti-RASSF9 antibody produced in rabbit

**Synonym(s):** Anti-P-cip1, Anti-Pamci, Anti-Ras association (ralgds/af-6) domain family (n-terminal) member 9

[All Photos](#) (6)

Product No.	Clonality	Application	Species Reactivity	Citations	SDS
<a href="#">HPA039428</a>	polyclonal	IHC	human, rat, mouse		
<a href="#">HPA039678</a>	polyclonal	IHC	mouse, human		





## Anti-RASSF8 antibody produced in rabbit

**Synonym(s):** Anti-C12orf2, Anti-HoJ-1, Anti-Ras association (RaIGDS/AF-6) domain family (N-terminal) member 8

All

Photos (4)

Product No.	Clonality	Application	Species Reactivity	Citations	SDS
<b>HPA038164</b>	polyclonal	IF, IHC	human		



## Anti-RAVER1 antibody produced in rabbit

**Synonym(s):** Anti-KIAA1978, Anti-ribonucleoprotein, PTB-binding 1

All Photos (13)

Product No.	Clonality	Application	Species Reactivity	Citations	SDS
<b>HPA049457</b>	polyclonal	IF, IHC	human		
<b>HPA043575</b>	polyclonal	IHC	human		




## Anti-Rb Antibody, clone 2M15 ZooMAb<sup>®</sup> Rabbit Monoclonal

**Synonym(s):** Rb, Retinoblastoma-associated protein, p105-Rb, p110-RB1, pRb, pp110

All

Photos (20)

Product No.	Clonality	Application	Species Reactivity	Citations	SDS
<b>ZRB1014</b>	2M15, recombinant monoclonal monoclonal	ICC, IHC (p), WB, affinity binding assay	human, mouse, rat		



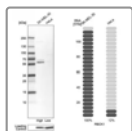
## Anti-RBBP9 antibody produced in rabbit

**Synonym(s):** Anti-B5T overexpressed gene protein, Anti-Bog protein, Anti-RBBP-10, Anti-Retinoblastoma-binding protein 10, Anti-Retinoblastoma-binding protein 9

All


Photos (2)

Product No.	Clonality	Application	Species Reactivity	Citations	SDS
<b>HPA015830</b>	polyclonal	IHC	human	2	



## Anti-RBCK1 antibody produced in rabbit

[All Photos](#) (1)


Product No.	Clonality	Application	Species Reactivity	Citations	SDS
<b>HPA024185</b>	polyclonal		human	6	

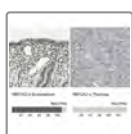


## Anti-RBFOX3 antibody produced in rabbit

**Synonym(s):** Anti-AC021534.1, Anti-AC021534.2, Anti-Fox-1 homolog C

[All Photos](#) (7)


Product No.	Clonality	Application	Species Reactivity	Citations	SDS
<b>HPA030790</b>	polyclonal	IF, IHC	human	5	

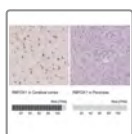


## Anti-RBFOX2 antibody produced in rabbit

**Synonym(s):** Anti-Hexaribonucleotide-binding protein 2, Anti-RBM9, Anti-RNA-binding motif protein 9, Anti-RNA-binding protein 9, Anti-Repressor of tamoxifen transcriptional activity

[All Photos](#) (7)


Product No.	Clonality	Application	Species Reactivity	Citations	SDS
<b>HPA006240</b>	polyclonal	IF, IHC	human	10	



## Anti-RBFOX1 antibody produced in rabbit

**Synonym(s):** Anti-A2bp1, Anti-Fox-1, Anti-Hrnbp1, Anti-Rna binding protein, fox-1 homolog (C. elegans) 1

[All Photos](#) (5)



Product No.	Clonality	Application	Species Reactivity	Citations	SDS
<b>HPA040809</b>	polyclonal	IF, IHC, WB	human	7	



## Anti-RBKS antibody produced in rabbit

**Synonym(s):** Anti-DKFZp686G13268, Anti-RBSK, Anti-ribokinase, Anti-Ribokinase

[All Photos](#) (14)



Product No.	Clonality	Application	Species Reactivity	Citations	SDS
<a href="#">HPA028285</a>	polyclonal	IHC	human		
<a href="#">HPA019725</a>	polyclonal	IF, IHC	human	2	



### Anti-RBL1 antibody produced in rabbit

**Synonym(s):** Anti-PRB1, Anti-cp107, Anti-p107

[All Photos](#) (14)



Product No.	Clonality	Application	Species Reactivity	Citations	SDS
<a href="#">HPA056525</a>	polyclonal	IF, IHC	human		
<a href="#">HPA054962</a>	polyclonal	IF, IHC	human		

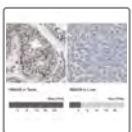


### Anti-RBM6 antibody produced in rabbit

**Synonym(s):** Anti-Lung cancer antigen NY-LU-12, Anti-Protein G16, Anti-RNA-binding motif protein 6, Anti-RNA-binding protein 6, Anti-RNA-binding protein DEF-3

[All Photos](#) (12)



Product No.	Clonality	Application	Species Reactivity	Citations	SDS
<a href="#">HPA027164</a>	polyclonal	IF, IHC	human	3	
<a href="#">HPA026272</a>	polyclonal	IHC	human	4	



### Anti-RBM28 antibody produced in rabbit

**Synonym(s):** Anti-RNA-binding motif protein 28, Anti-RNA-binding protein 28

[All Photos](#) (12)


Product No.	Clonality	Application	Species Reactivity	Citations	SDS
<a href="#">HPA026672</a>	polyclonal	IF, IHC	rat, mouse, human		
<a href="#">HPA019058</a>	polyclonal	IHC	human	3	



### Anti-RBM7 antibody produced in rabbit

**Synonym(s):** Anti-RNA-binding motif protein 7, Anti-RNA-binding protein 7

[All Photos](#) (5)


Product No.	Clonality	Application	Species Reactivity	Citations	SDS
<a href="#">HPA013993</a>	polyclonal	IF, IHC	human	11	



### Anti-RBM3 antibody produced in rabbit

**Synonym(s):** Anti-IS1-RNPL, Anti-RNA binding motif (RNP1, RRM) protein 3


[All Photos](#) (7)

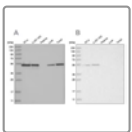
Product No.	Clonality	Application	Species Reactivity	Citations	SDS
<a href="#">HPA003624</a>	polyclonal	IF, IHC	mouse, rat, human	10	



### Anti-RBM26 antibody produced in rabbit

[All Photos](#) (3)



Product No.	Clonality	Application	Species Reactivity	Citations	SDS
<a href="#">HPA040252</a>	polyclonal	IF, IHC, WB	human	2	




### Anti-RBM17 antibody produced in rabbit

**Synonym(s):** Anti-MGC14439, Anti-RNA binding motif protein 17, Anti-SPF45

[All Photos](#) (6)

Product No.	Clonality	Application	Species Reactivity	Citations	SDS
<a href="#">HPA037477</a>	polyclonal	IHC	mouse, rat, human		
<a href="#">HPA037478</a>	polyclonal	IF, IHC	human	1	

**All Photos (4) Anti-RBM24 antibody produced in rabbit**


Product No.	Clonality	Application	Species Reactivity	Citations	SDS
<b>HPA066927</b>	polyclonal	IF, IHC	human		

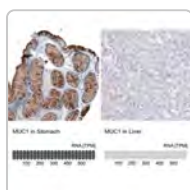


**Anti-RBM7 antibody produced in rabbit**

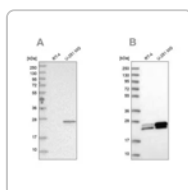
**Synonym(s):** Anti-RNA-binding motif protein 7, Anti-RNA-binding protein 7

**All Photos (5)**

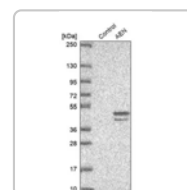
Product No.	Clonality	Application	Species Reactivity	Citations	SDS
<b>HPA013993</b>	polyclonal	IF, IHC	human	11	




Sigma-Aldrich  
**AMAB91533**  
Monoclonal  
Anti-MUC1...



Sigma-Aldrich  
**HPA028118**  
Anti-GUK1




Sigma-Aldric  
**HPA0485**  
Anti-AEN  
antibody.



**Anti-RBM3 antibody produced in rabbit**

**Synonym(s):** Anti-IS1-RNPL, Anti-RNA binding motif (RNP1, RRM) protein 3


## All Photos (7)

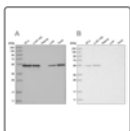
Product No.	Clonality	Application	Species Reactivity	Citations	SDS
<a href="#">HPA003624</a>	polyclonal	IF, IHC	mouse, rat, human	10	



### Anti-RBM26 antibody produced in rabbit

## All Photos (3)



Product No.	Clonality	Application	Species Reactivity	Citations	SDS
<a href="#">HPA040252</a>	polyclonal	IF, IHC, WB	human	2	

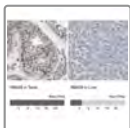


### Anti-RBM17 antibody produced in rabbit

**Synonym(s):** Anti-MGC14439, Anti-RNA binding motif protein 17, Anti-SPF45

## All Photos (6)



Product No.	Clonality	Application	Species Reactivity	Citations	SDS
<a href="#">HPA037477</a>	polyclonal	IHC	mouse, rat, human		
<a href="#">HPA037478</a>	polyclonal	IF, IHC	human	1	



### Anti-RBM28 antibody produced in rabbit

**Synonym(s):** Anti-RNA-binding motif protein 28, Anti-RNA-binding protein 28

## All Photos (12)



Product No.	Clonality	Application	Species Reactivity	Citations	SDS
<a href="#">HPA026672</a>	polyclonal	IF, IHC	rat, mouse, human		
<a href="#">HPA019058</a>	polyclonal	IHC	human	3	




### Anti-RBM6 antibody produced in rabbit

**Synonym(s):** Anti-Lung cancer antigen NY-LU-12, Anti-Protein G16, Anti-RNA-binding motif protein 6, Anti-RNA-binding protein 6, Anti-RNA-binding protein DEF-3



## All Photos (12)


Product No.	Clonality	Application	Species Reactivity	Citations	SDS
<a href="#">HPA027164</a>	polyclonal	IF, IHC	human	3	
<a href="#">HPA026272</a>	polyclonal	IHC	human	4	



### **Anti-RBM39 Antibody, clone 1H21 ZooMAb<sup>®</sup> Rabbit Monoclonal**

[All Photos](#) (10)


Product No.	Clonality	Application	Species Reactivity	Citations	SDS
<a href="#">ZRB1478</a>	1H21, recombinant monoclonal	IHC, WB, affinity binding assay	mouse, human		 

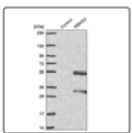


### **Anti-RBM8A antibody produced in rabbit**

**Synonym(s):** Anti-BOV-1, Anti-Binder of OVCA1- 1, Anti-RNA-binding motif protein 8A, Anti-RNA-binding protein 8A, Anti-RNA-binding protein Y14, Anti-Ribonucleoprotein RBM8A

[All Photos](#) (3)


Product No.	Clonality	Application	Species Reactivity	Citations	SDS
<a href="#">HPA018403</a>	polyclonal	IF, IHC	human	13	

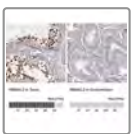


### **Anti-RBMS2 antibody produced in rabbit**

**Synonym(s):** Anti-RNA binding motif, single stranded interacting protein 2, Anti-SCR3

[All Photos](#) (2)


Product No.	Clonality	Application	Species Reactivity	Citations	SDS
<a href="#">HPA039225</a>	polyclonal	IHC	human		



### **Anti-RBMXL2 antibody produced in rabbit**

**Synonym(s):** Anti-HNRNPG-T, Anti-HNRPGT, Anti-RNA binding motif protein, X-linked-like 2

[All Photos](#) (3)

Product No.	Clonality	Application	Species Reactivity	Citations	SDS
<a href="#">HPA038912</a>	polyclonal	IHC	human		



## Anti-RBP2 antibody produced in rabbit

**Synonym(s):** Anti-CRABP-II, Anti-CRBP2, Anti-CRBP2, Anti-RBPC2, Anti-Retinol binding protein 2, cellular

[All Photos](#) (5)

Product No.	Clonality	Application	Species Reactivity	Citations	SDS
<a href="#">HPA035866</a>	polyclonal	IF, IHC	human	6	

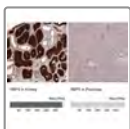


## Anti-RBP7 antibody produced in rabbit

**Synonym(s):** Anti-CRBP2, Anti-retinol binding protein 7, cellular

[All Photos](#) (7)

Product No.	Clonality	Application	Species Reactivity	Citations	SDS
<a href="#">HPA034749</a>	polyclonal	IHC	rat, mouse, human	1	

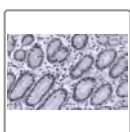


## Anti-RBP5 antibody produced in rabbit

**Synonym(s):** Anti-CRBP3

[All Photos](#) (5)

Product No.	Clonality	Application	Species Reactivity	Citations	SDS
<a href="#">HPA038723</a>	polyclonal	IF, IHC	human		



## Anti-RBPJ Antibody, clone 2D10 ZooMAb<sup>®</sup> Rabbit Monoclonal

[All Photos](#) (15)

Product No.	Clonality	Application	Species Reactivity	Citations	SDS
<a href="#">ZRB2107</a>	2D10, recombinant monoclonal	FACS, ICC, IHC, WB, affinity binding assay	mouse, rat, human		





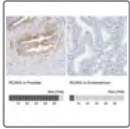
## Anti-RBPMS Antibody, clone 1E16 ZooMAb<sup>®</sup> Rabbit Monoclonal



**All Photos** (8)

**Synonym(s):** Heart and RRM expressed sequence, Hermes, RBP-MS, RNA-binding protein with multiple splicing


Product No.	Clonality	Application	Species Reactivity	Citations	SDS
<b>ZRB1622</b>	1E16, monoclonal recombinant monoclonal	FACS, IHC (p), WB	human, rat, mouse	 	

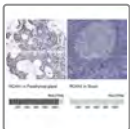


**Anti-RCAN3 antibody produced in rabbit**

**Synonym(s):** Anti-DSCR1L2, Anti-RCAN family member 3


**All Photos** (4)


Product No.	Clonality	Application	Species Reactivity	Citations	SDS
<b>HPA034533</b>	polyclonal	IHC	human		



**Anti-RCAN1 antibody produced in rabbit**

**All Photos** (3)



Product No.	Clonality	Application	Species Reactivity	Citations	SDS
<b>HPA068436</b>	polyclonal	IF, IHC	human		



**Anti-RCC1 antibody produced in rabbit**

**Synonym(s):** Anti-CHC1, Anti-regulator of chromosome condensation 1

**All Photos** (9)



Product No.	Clonality	Application	Species Reactivity	Citations	SDS
<b>HPA027573</b>	polyclonal	IF, IHC	human	2	
<b>HPA027574</b>	polyclonal	IF, IHC	human	1	



**Anti-RCCD1 antibody produced in rabbit**

**Synonym(s):** Anti-Mgc14386, Anti-Rcc1 domain containing 1

**All Photos** (14)



Product No.	Clonality	Application	Species Reactivity	Citations	SDS
<a href="#">HPA039683</a>	polyclonal	IF, IHC	human		
<a href="#">HPA040776</a>	polyclonal	IF, IHC	human		

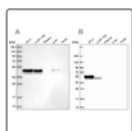


### Anti-RCN2 antibody produced in rabbit

**Synonym(s):** Anti-E6BP, Anti-ERC-55, Anti-ERC55, Anti-TCBP49

[All Photos](#) (18)



Product No.	Clonality	Application	Species Reactivity	Citations	SDS
<a href="#">HPA030694</a>	polyclonal	IF, IHC	human		
<a href="#">HPA030695</a>	polyclonal	IF, IHC	mouse, human		



### Anti-RCN1 antibody produced in rabbit

**Synonym(s):** Anti-FLJ37041, Anti-PIG20, Anti-RCN, Anti-Rcal, Anti-Reticulocalbin 1, EF-hand calcium binding domain

[All Photos](#) (9)



Product No.	Clonality	Application	Species Reactivity	Citations	SDS
<a href="#">HPA062104</a>	polyclonal	IHC	human		
<a href="#">HPA038474</a>	polyclonal	IF, IHC	mouse, human		




### Anti-RCOR3 antibody produced in rabbit

**Synonym(s):** FLJ10876, Anti-REST corepressor 3 antibody produced in rabbit

[All Photos](#) (11)


Product No.	Clonality	Application	Species Reactivity	Citations	SDS
<a href="#">HPA071997</a>	polyclonal	IHC	human		
<a href="#">HPA007413</a>	polyclonal	IF, IHC	human	3	

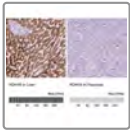


### Anti-RCSD1 antibody produced in rabbit

**Synonym(s):** Anti-MGC21854, Anti-MK2S4, Anti-RCSD domain containing 1

[All Photos](#) (3)


Product No.	Clonality	Application	Species Reactivity	Citations	SDS
<a href="#">HPA016597</a>	polyclonal	IHC	human		

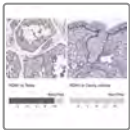


### Anti-RDH16 antibody produced in rabbit

**Synonym(s):** Anti-RODH-4, Anti-Retinol dehydrogenase 16 (all-trans), Anti-SDR9C8

[All Photos](#) (6)


Product No.	Clonality	Application	Species Reactivity	Citations	SDS
<a href="#">HPA038518</a>	polyclonal	IHC	human	1	




### Anti-RDM1

**Synonym(s):** MGC33977, RAD52B

[All Photos](#) (3)


Product No.	Clonality	Application	Species Reactivity	Citations	SDS
<a href="#">HPA067546</a>	polyclonal	IHC	human		

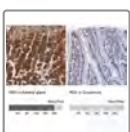


### Anti-RDM1 antibody produced in rabbit

**Synonym(s):** Anti-RAD52 homolog B, Anti-RAD52 motif-containing protein 1

[All Photos](#) (2)


Product No.	Clonality	Application	Species Reactivity	Citations	SDS
<a href="#">HPA024794</a>	polyclonal	IF, IHC	human	4	

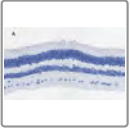


### Anti-RDX antibody produced in rabbit

**Synonym(s):** Anti-Radixin

[All Photos](#) (5)



Product No.	Clonality	Application	Species Reactivity	Citations	SDS
<a href="#">HPA000763</a>	polyclonal	IF, IHC	human	5	




## Anti-Recoverin Antibody, clone 1J23, ZooMAb<sup>®</sup> Rabbit Monoclonal

All

Photos (16)

Product No.	Clonality	Application	Species Reactivity	Citations	SDS
<b>ZRB1107</b>	1J23, recombinant monoclonal	ICC, IF, IHC (p), WB	human	 	





## Anti-Recoverin Antibody, clone 1K10 ZooMAb<sup>®</sup> Rabbit Monoclonal

All


Photos (14)

**Synonym(s):** Cancer-associated retinopathy antigen, Cancer-associated retinopathy protein, Protein CAR

Product No.	Clonality	Application	Species Reactivity	Citations	SDS
<b>ZRB1448</b>	1K10, monoclonal recombinant monoclonal	IF, IHC, WB, affinity binding assay	human, bovine	 	

## All Photos (6) **Anti-RECQL5 antibody produced in rabbit**

**Synonym(s):** Anti-FLJ90603, Anti-RecQ protein-like 5, Anti-RecQ5, Anti-bA487F23.3


Product No.	Clonality	Application	Species Reactivity	Citations	SDS
<a href="#">HPA029971</a>	polyclonal	IF, IHC	human	4	



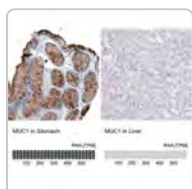
## **Anti-RECQL antibody produced in rabbit**

**Synonym(s):** Anti-Recq protein-like (dna helicase q1-like), Anti-Recq1, Anti-Recq1

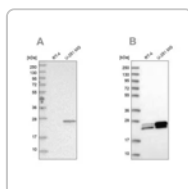
## All Photos (4)

Product No.	Clonality	Application	Species Reactivity	Citations	SDS
<a href="#">HPA030960</a>	polyclonal	IF, IHC	human		

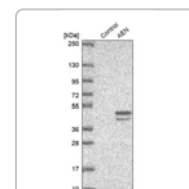
## Recommended Products



Sigma-Aldrich  
**AMAB91533**  
Monoclonal  
Anti-MUC1...



Sigma-Aldrich  
**HPA028118**  
Anti-GUK1



Sigma-Aldric  
**HPA0485**  
Anti-AEN  
antibody.

[View Price and Availability](#)

[View Price and Availability](#)



[View Price and Availat](#)



**Anti-Red/Green Opsin Antibody, clone 1D2 ZooMAb® Rabbit Monoclonal**





**Photos** (11)

Product No.	Clonality	Application	Species Reactivity	Citations	SDS
<b>ZRB1265</b>	1D2, recombinant monoclonal	ICC, IHC (p), WB, affinity binding assay	human, bovine	 	



**Anti-Reelin Antibody, clone 142 ZooMAb® Mouse Monoclonal**



**All Photos** (10)


Product No.	Clonality	Application	Species Reactivity	Citations	SDS
<b>ZMS1162</b>	142, recombinant monoclonal	IF, IHC, WB	human, mouse	 	



**Anti-Reelin Antibody, clone 3F13 ZooMAb® Rabbit Monoclonal**

**All Photos** (14)



Product No.	Clonality	Application	Species Reactivity	Citations	SDS
<b>ZRB1264</b>	3F13, recombinant monoclonal	ICC, IF, IHC (p), WB, affinity binding assay	rat, human	 	



**Anti-Reelin Antibody, clone G10 ZooMAb® Mouse Monoclonal**

**Synonym(s):** RELN


**All Photos** (13)

Product No.	Clonality	Application	Species Reactivity	Citations	SDS
<b>ZMS1025</b>	G10, recombinant monoclonal monoclonal	ICC, IHC (p), WB	mouse, rat		 



### Anti-REEP2 antibody produced in rabbit

[All Photos](#) (4)


Product No.	Clonality	Application	Species Reactivity	Citations	SDS
<b>HPA031813</b>	polyclonal	IHC	human		

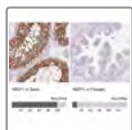


### Anti-REEP6 antibody produced in rabbit

**Synonym(s):** Anti-C19orf32, Anti-DP1L1, Anti-FLJ25383

[All Photos](#) (7)


Product No.	Clonality	Application	Species Reactivity	Citations	SDS
<b>HPA048015</b>	polyclonal	IF, IHC	human	1	

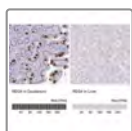


### Anti-REEP1 antibody produced in rabbit

**Synonym(s):** Anti-C2orf23, Anti-FLJ13110, Anti-SPG31

[All Photos](#) (3)


Product No.	Clonality	Application	Species Reactivity	Citations	SDS
<b>HPA058061</b>	polyclonal	IHC	human		



### Anti-REG4 antibody produced in rabbit

**Synonym(s):** Anti-GISP, Anti-REG-IV, Anti-RELP

[All Photos](#) (5)




Product No.	Clonality	Application	Species Reactivity	Citations	SDS
<b>HPA046555</b>	polyclonal	IHC	human	1	




### Anti-ReIB Antibody, clone 1M14 ZooMAb<sup>®</sup> Rabbit Monoclonal

**Synonym(s):** Anti-Trop2 Antibody, clone 2G10 ZooMAb<sup>®</sup> Mouse Monoclonal

**All Photos** (9)



Product No.	Clonality	Application	Species Reactivity	Citations	SDS
<b>ZRB2404</b>	1M14, recombinant monoclonal	ELISA, IF, IHC, WB, affinity binding assay	human, mouse	  	

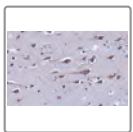


**Anti-RENBP antibody produced in rabbit**

**Synonym(s):** Anti-AGE antibody produced in rabbit, Anti-GlcNAc 2-epimerase antibody produced in rabbit, Anti-N-Acetyl-D-glucosamine 2-epimerase antibody produced in rabbit, Anti-N-Acylglucosamine 2-epimerase antibody produced in rabbit, Anti-Renin-binding protein antibody produced in rabbit, Anti-RnBP antibody produced in rabbit



**All Photos** (18)

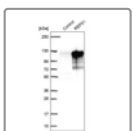
Product No.	Clonality	Application	Species Reactivity	Citations	SDS
<b>HPA000522</b>	polyclonal	IHC	human	1	
<b>HPA000428</b>	polyclonal	IHC	mouse, human, rat	3	



**Anti-Renin Receptor Antibody, clone 1C22 ZooMAb<sup>®</sup> Rabbit Monoclonal**

**All Photos** (18)


Product No.	Clonality	Application	Species Reactivity	Citations	SDS
<b>ZRB1651</b>	1C22, recombinant monoclonal	ICC, IHC (p), WB, affinity binding assay	mouse, human	 	



**Anti-REPS1 antibody produced in rabbit**

**Synonym(s):** Anti-RALBP1 associated Eps domain containing 1

**All Photos** (2)

Product No.	Clonality	Application	Species Reactivity	Citations	SDS
<b>HPA029961</b>	polyclonal	IHC, WB	human		







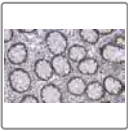
## Anti-REST Antibody, clone 2E3 ZooMAb<sup>®</sup> Rabbit Monoclonal

**Synonym(s):** Neural-restrictive silencer factor, RE1-silencing transcription factor, X2 box repressor

[All](#)

[Photos](#) (23)



Product No.	Clonality	Application	Species Reactivity	Citations	SDS
<b>ZRB1455</b>	2E3, monoclonal recombinant monoclonal	ICC, IHC (p), WB, affinity binding assay	mouse, rat, human	 	



## Anti-RET Antibody, clone 2K12 ZooMAb<sup>®</sup> Rabbit Monoclonal

[All](#)

[Photos](#) (10)



Product No.	Clonality	Application	Species Reactivity	Citations	SDS
<b>ZRB2147</b>	2K12, recombinant monoclonal	ICC, IHC, WB	mouse, human	 	

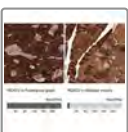


## Anti-REV1 Antibody, clone 1G9 ZooMAb<sup>®</sup> Rabbit Monoclonal

[All](#)

[Photos](#) (7)

Product No.	Clonality	Application	Species Reactivity	Citations	SDS
<b>ZRB2256</b>	1G9, recombinant monoclonal	ICC, IHC, WB, affinity binding assay	human, rat	 	





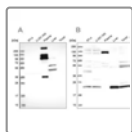
## Anti-REXO2 antibody produced in rabbit

**Synonym(s):** Anti-CGI-114, Anti-DKFZP566E144, Anti-REX2, RNA exonuclease 2 homolog (*S. cerevisiae*), Anti-SFN

[All](#)

[Photos](#) (7)


Product No.	Clonality	Application	Species Reactivity	Citations	SDS
<a href="#">HPA038451</a>	polyclonal	IHC	human		
<a href="#">HPA038450</a>	polyclonal	IF, IHC	human	1	

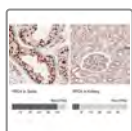


### Anti-REXO1 antibody produced in rabbit

**Synonym(s):** Anti-Eloa-bp1, Anti-Kiaa1138, Anti-Rex1, rna exonuclease 1 homolog (*S. cerevisiae*), Anti-Tceb3bp1



[All Photos](#) (2)

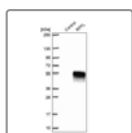
Product No.	Clonality	Application	Species Reactivity	Citations	SDS
<a href="#">HPA042155</a>	polyclonal	IHC, WB	human	3	



### Anti-RFC4 antibody produced in rabbit

[All Photos](#) (9)


Product No.	Clonality	Application	Species Reactivity	Citations	SDS
<a href="#">HPA058507</a>	polyclonal	IHC	human		
<a href="#">HPA049123</a>	polyclonal	IF, IHC	human		



### Anti-RFFL antibody produced in rabbit

**Synonym(s):** Anti-CARP-2, Anti-Caspase regulator CARP2, Anti-Caspases-8 and -10-associated RING finger protein 2, Anti-E3 ubiquitin-protein ligase rifylin, Anti-FYVE-RING finger protein Sakura, Anti-Fring, Anti-RING finger and FYVE-like domain-containing protein 1

[All Photos](#) (3)


Product No.	Clonality	Application	Species Reactivity	Citations	SDS
<a href="#">HPA017910</a>	polyclonal	IF, IHC	human	4	

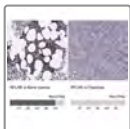


### Anti-RFLNA

**Synonym(s):** Cfm2, FAM101A, FLJ44614, RefilinA

[All Photos](#) (3)

Product No.	Clonality	Application	Species Reactivity	Citations	SDS
<a href="#">HPA078021</a>	polyclonal	IHC	human		

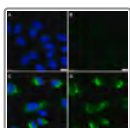


## Anti-RFLNB

**Synonym(s):** Cfm1, FAM101B, MGC45871, RefilinB

[All Photos](#) (3)


Product No.	Clonality	Application	Species Reactivity	Citations	SDS
<a href="#">HPA060388</a>	polyclonal	IHC	human		



## Anti-RFP/DsRed Antibody, clone 1E11 ZoomAb<sup>®</sup> Rabbit Monoclonal

[All Photos](#) (6)

Product No.	Clonality	Application	Species Reactivity	Citations	SDS
<a href="#">ZRB2088</a>	1E11, recombinant monoclonal	ICC, WB, affinity binding assay	all		



## Anti-RFTN2 antibody produced in rabbit

**Synonym(s):** Anti-C2orf11, Anti-FLJ30574, Anti-Raftlin-2, Anti-raftlin family member 2

[All Photos](#) (2)

Product No.	Clonality	Application	Species Reactivity	Citations	SDS
<a href="#">HPA035232</a>	polyclonal	IHC	human		



## Anti-RFX3 antibody produced in rabbit

**Synonym(s):** Anti-Regulatory factor X, 3 (influences HLA class II expression)

[All Photos](#) (7)


Product No.	Clonality	Application	Species Reactivity	Citations	SDS
<a href="#">HPA035689</a>	polyclonal	IF, IHC	human	15	

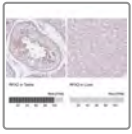


## Anti-RFX4 antibody produced in rabbit

**Synonym(s):** Anti-regulatory factor X, 4 (influences HLA class II expression)

[All Photos](#) (6)


Product No.	Clonality	Application	Species Reactivity	Citations	SDS
<b>HPA050527</b>	polyclonal	IF, IHC	human		



### Anti-RFX2 antibody produced in rabbit

**Synonym(s):** Anti-FLJ14226, Anti-regulatory factor X, 2 (influences HLA class II expression)

[All Photos \(7\)](#)


Product No.	Clonality	Application	Species Reactivity	Citations	SDS
<b>HPA048969</b>	polyclonal	IF, IHC	human	3	

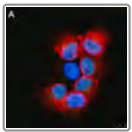


### Anti-RFX6 antibody produced in rabbit

**Synonym(s):** Anti-MGC33442, Anti-RFXDC1, Anti-dJ955L16.1, Anti-regulatory factor X, 6



[All Photos \(5\)](#)

Product No.	Clonality	Application	Species Reactivity	Citations	SDS
<b>HPA037696</b>	polyclonal	IHC	human	1	



### Anti-RFX7 Antibody, clone 1J22 ZooMAb<sup>®</sup> Rabbit Monoclonal

[All Photos \(8\)](#)


Product No.	Clonality	Application	Species Reactivity	Citations	SDS
<b>ZRB1183</b>	1J22, monoclonal recombinant monoclonal	ICC, WB, affinity binding assay	human		 

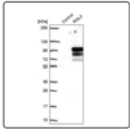
All

## Anti-RGAG1 antibody produced in rabbit

Photos (3)

**Synonym(s):** Anti-BJ-HCC-23 tumor antigen antibody produced in rabbit, Anti-Retrotransposon gag domain-containing protein 1 antibody produced in rabbit



Product No.	Clonality	Application	Species Reactivity	Citations	SDS
<a href="#">HPA001242</a>	polyclonal	IHC	human	2	

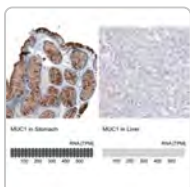


## Anti-RGL3 antibody produced in rabbit

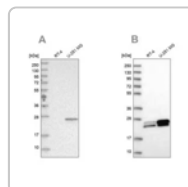
**Synonym(s):** Anti-FLJ32585, Anti-Ral Guanine Nucleotide Dissociation Stimulator-Like 3

All Photos (5)

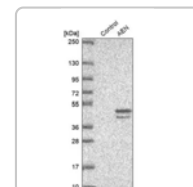
Product No.	Clonality	Application	Species Reactivity	Citations	SDS
<a href="#">HPA042763</a>	polyclonal	IHC, WB	human		
<a href="#">HPA043615</a>	polyclonal	IHC	human		



Sigma-Aldrich  
**AMAB91533**  
Monoclonal  
Anti-MUC1...



Sigma-Aldrich  
**HPA028118**  
Anti-GUK1



Sigma-Aldrich  
**HPA0485**  
Anti-AEN  
antibody.

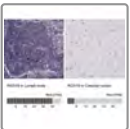


## Anti-RGN antibody produced in rabbit

**Synonym(s):** Anti-RC, Anti-SMP30, Anti-regucalcin (senescence marker protein-30)

[All Photos](#) (16)

Product No.	Clonality	Application	Species Reactivity	Citations	SDS
<a href="#">HPA029102</a>	polyclonal	IF, IHC	human	1	
<a href="#">HPA029103</a>	polyclonal	IHC	rat, mouse, human	10	

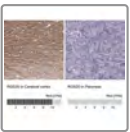


## Anti-RGS19

**Synonym(s):** GAIP, RGSGAIP

[All Photos](#) (3)

Product No.	Clonality	Application	Species Reactivity	Citations	SDS
<a href="#">HPA069984</a>	polyclonal	IHC	human		




## Anti-RGS20

**Synonym(s):** RGSZ1, ZGAP1

[All Photos](#) (3)

Product No.	Clonality	Application	Species Reactivity	Citations	SDS
<a href="#">HPA070193</a>	polyclonal	IHC	human		

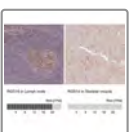


## Anti-RGS10 antibody produced in rabbit

**Synonym(s):** Anti-RGS10, Anti-Regulator of G-protein signaling 10

[All Photos](#) (4)


Product No.	Clonality	Application	Species Reactivity	Citations	SDS
<a href="#">HPA021305</a>	polyclonal	IHC	human	4	




## Anti-RGS14 antibody produced in rabbit

**Synonym(s):** Anti-regulator of G-protein signaling 14

[All Photos](#) (3)


Product No.	Clonality	Application	Species Reactivity	Citations	SDS
<a href="#">HPA046847</a>	polyclonal	IHC	human		

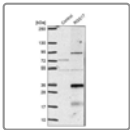


### Anti-RGS18 antibody produced in rabbit

**Synonym(s):** Anti-RGS13, Anti-Regulator Of G-Protein Signaling 18

[All Photos](#) (2)


Product No.	Clonality	Application	Species Reactivity	Citations	SDS
<a href="#">HPA045780</a>	polyclonal	IHC	human		

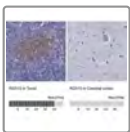


### Anti-RGS17 antibody produced in rabbit

**Synonym(s):** Anti-Regulator of g-protein signaling 17, Anti-Rgs-17, Anti-Rgsz2


[All Photos](#) (2)

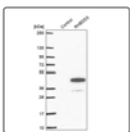
Product No.	Clonality	Application	Species Reactivity	Citations	SDS
<a href="#">HPA022276</a>	polyclonal	IHC, WB	human	1	



### Anti-RGS13 antibody produced in rabbit

[All Photos](#) (3)


Product No.	Clonality	Application	Species Reactivity	Citations	SDS
<a href="#">HPA076656</a>	polyclonal	IF, IHC	human		

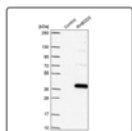


### Anti-RHBDD3 antibody produced in rabbit

**Synonym(s):** Anti-C22orf3, Anti-PTAG, Anti-Rhomboid Domain Containing 3

[All Photos](#) (3)

Product No.	Clonality	Application	Species Reactivity	Citations	SDS
<a href="#">HPA043979</a>	polyclonal	IF, IHC	human		



## Anti-RHBDD2 antibody produced in rabbit

**Synonym(s):** Anti-NPD007, Anti-RHBDL7, Anti-rhomboid domain containing 2, Anti-Rhomboid Domain Containing 2

**All**

**Photos** (8)

Product No.	Clonality	Application	Species Reactivity	Citations	SDS
<b>HPA051960</b>	polyclonal	IF, IHC	human		
<b>HPA045074</b>	polyclonal	IHC (p), WB	human		



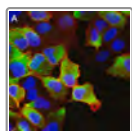
## Anti-RHCG antibody produced in rabbit

**Synonym(s):** Anti-C15orf6, Anti-PDRC2, Anti-RHGK, Anti-Rh family, C glycoprotein, Anti-SLC42A3

**All**

**Photos** (15)

Product No.	Clonality	Application	Species Reactivity	Citations	SDS
<b>HPA041874</b>	polyclonal	IHC	human	5	
<b>HPA043317</b>	polyclonal	IHC	human	5	

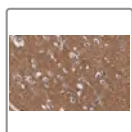


## Anti-Rho C Antibody, clone 3I23 ZooMAb<sup>®</sup> Rabbit Monoclonal

**All**

**Photos** (8)

Product No.	Clonality	Application	Species Reactivity	Citations	SDS
<b>ZRB1661</b>	3I23, recombinant monoclonal	ICC, WB, affinity binding assay	human		





## Anti-RhoB Antibody, clone 3M19 ZooMAb<sup>®</sup> Rabbit Monoclonal

**All**

**Photos** (8)






Product No.	Clonality	Application	Species Reactivity	Citations	SDS
<b>ZRB1660</b>	3M19, recombinant monoclonal	IHC (p), WB, affinity binding assay	human, rat	 	



### **Anti-Rhodopsin Antibody, clone 4D2 ZooMAb<sup>®</sup> Mouse Monoclonal**



**All  
Photos** (6)

Product No.	Clonality	Application	Species Reactivity	Citations	SDS
<b>ZMS1093</b>	4D2, recombinant monoclonal	IF, IHC, WB	rat, mouse, human	 	



### **Anti-Rhodopsin Antibody, clone 5D17 ZooMAb<sup>®</sup> Rabbit Monoclonal**



**All  
Photos** (11)

Product No.	Clonality	Application	Species Reactivity	Citations	SDS
<b>ZRB1157</b>	5D17, monoclonal recombinant monoclonal	ICC, IHC (p), WB, affinity binding assay	mouse, human	 	



### **Anti-Rhodopsin CT Antibody, clone Rho 1D4 ZooMAb<sup>®</sup> Mouse Monoclonal**

**All  
Photos** (13)

Product No.	Clonality	Application	Species Reactivity	Citations	SDS
<b>ZMS1069</b>	Rho 1D4, recombinant monoclonal	ICC, IF, IHC (p), WB	human	 	



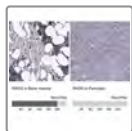
### **Anti-RHOF**

**Synonym(s):** ARHF, FLJ20247, RIF



Photos (3)

Product No.	Clonality	Application	Species Reactivity	Citations	SDS
<b>HPA076019</b>	polyclonal	IHC	human		

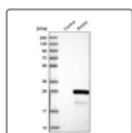


### Anti-RHOG antibody produced in rabbit

**Synonym(s):** Anti-ARHG, Anti-MGC125835, Anti-MGC125836, Anti-Ras homolog gene family, member G (rho G)

**All Photos** (4)

Product No.	Clonality	Application	Species Reactivity	Citations	SDS
<b>HPA039871</b>	polyclonal	IHC	human	1	

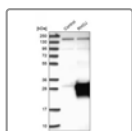


### Anti-RHOH antibody produced in rabbit

**Synonym(s):** Anti-ARHH, Anti-TTF, Anti-ras homolog gene family, member H

**All Photos** (2)

Product No.	Clonality	Application	Species Reactivity	Citations	SDS
<b>HPA030345</b>	polyclonal	IHC	human		

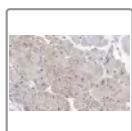


### Anti-RHOJ antibody produced in rabbit

**Synonym(s):** Anti-p-Related GTP-binding protein RhoJ precursor antibody produced in rabbit, Anti-Tc10-like GTP-binding protein TCL antibody produced in rabbit

**All Photos** (2)

Product No.	Clonality	Application	Species Reactivity	Citations	SDS
<b>HPA003050</b>	polyclonal	IHC	human	3	

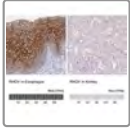


### Anti-RHOT1/MIRO-1 Antibody, clone 1F4 ZooMAb<sup>®</sup> Rabbit Monoclonal

**All Photos** (10)

Product No.	Clonality	Application	Species Reactivity	Citations	SDS
<b>ZRB1674</b>	1F4, recombinant	ICC, IHC (p),	mouse, human		


Product No.	Clonality	Application	Species Reactivity	Citations	SDS
	monoclonal	WB			



### Anti-RHOV antibody produced in rabbit

[All Photos](#) (3)

Product No.	Clonality	Application	Species Reactivity	Citations	SDS
<a href="#">HPA053343</a>	polyclonal	IHC	human		



### Anti-RIBC1 antibody produced in rabbit

**Synonym(s):** Anti-RIB43A-like with coiled-coils protein 1

[All Photos](#) (2)


Product No.	Clonality	Application	Species Reactivity	Citations	SDS
<a href="#">HPA021613</a>	polyclonal	IHC	human		



### Anti-Rictor Antibody, clone 1K9 ZooMAb<sup>®</sup> Rabbit Monoclonal

[All Photos](#) (8)

Product No.	Clonality	Application	Species Reactivity	Citations	SDS
<a href="#">ZRB1854</a>	1K9, recombinant monoclonal	IHC (p), WB, affinity binding assay	human		

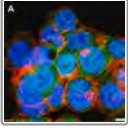


### Anti-RIDA antibody produced in rabbit

**Synonym(s):** Anti-14.5 kDa translational inhibitor protein, Anti-Ribonuclease UK114, Anti-UK114 antigen homolog, Anti-p14.5, HRSP12, PSP, UK114, p14.5

[All Photos](#) (16)



Product No.	Clonality	Application	Species Reactivity	Citations	SDS
<a href="#">HPA023489</a>	polyclonal	IHC	mouse, rat, human	4	
<a href="#">HPA022856</a>	polyclonal	IHC	rat, human	3	

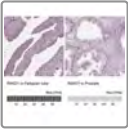


## Anti-RIG-1/DDX58 Antibody, clone 1B13 ZooMAb<sup>®</sup> Rabbit Monoclonal

All

Photos (8)

Product No.	Clonality	Application	Species Reactivity	Citations	SDS
<b>ZRB1976</b>	1B13, recombinant monoclonal	ICC, WB, affinity binding assay	human	 	




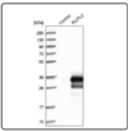
## Anti-RIIAD1 antibody produced in rabbit

**Synonym(s):** Anti-C1orf230, Anti-FLJ36032, Anti-NCRNA00166, Anti-Regulatory Subunit Of Type II PKA R-Subunit (Riia) Domain Containing 1

All

Photos (3)

Product No.	Clonality	Application	Species Reactivity	Citations	SDS
<b>HPA045703</b>	polyclonal	IHC	human		




## Anti-RILPL2 antibody produced in rabbit


**Synonym(s):** Anti-FLJ30380, Anti-FLJ32372, Anti-MGC7036, Anti-Rab interacting lysosomal protein-like 2, Anti-hs6M1-23

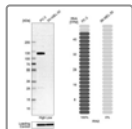
All

Photos (3)

Product No.	Clonality	Application	Species Reactivity	Citations	SDS
<b>HPA028958</b>	polyclonal	IF, IHC	human		

## All Photos (4) **Anti-RIMS2 antibody produced in rabbit**


Product No.	Clonality	Application	Species Reactivity	Citations	SDS
<b>HPA066498</b>	polyclonal	IHC	human		



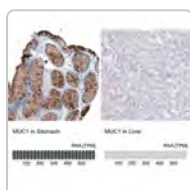
### **Anti-RIN2 antibody produced in rabbit**

**Synonym(s):** Anti-RASSF4, Anti-Ras and Rab interactor 2

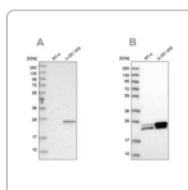
## All Photos (3)

Product No.	Clonality	Application	Species Reactivity	Citations	SDS
<b>HPA034641</b>	polyclonal	IF, IHC	human	5	

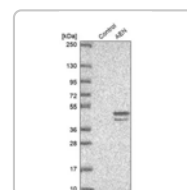
## Recommended Products



Sigma-Aldrich  
**AMAB91533**  
Monoclonal  
Anti-MUC1...



Sigma-Aldrich  
**HPA028118**  
Anti-GUK1

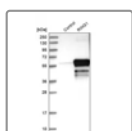


Sigma-Aldric  
**HPA0485**  
Anti-AEN  
antibody.

[View Price and Availability](#)

[View Price and Availability](#)

[View Price and Availat](#)




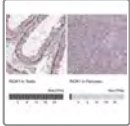
### **Anti-RING1 antibody produced in rabbit**

**Synonym(s):** Anti-E3 ubiquitin-protein ligase RING1 antibody produced in rabbit, Anti-Polycomb complex protein RING1 antibody produced in rabbit, Anti-RING finger protein 1 antibody produced in

**All** rabbit

**Photos** (6)

Product No.	Clonality	Application	Species Reactivity	Citations	SDS
<b>HPA008701</b>	polyclonal	IF, IHC	human	4	





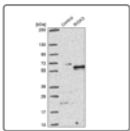
### Anti-RIOK1 antibody produced in rabbit

**Synonym(s):** Anti-AD034, Anti-FLJ30006, Anti-RIO kinase 1 (yeast), Anti-RRP10, Anti-bA288G3.1

**All**

**Photos** (7)

Product No.	Clonality	Application	Species Reactivity	Citations	SDS
<b>HPA017866</b>	polyclonal	IHC	human		
<b>HPA051446</b>	polyclonal	IF, IHC	human		




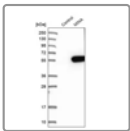
### Anti-RIOK3 antibody produced in rabbit

**Synonym(s):** Anti-RIO kinase 3 antibody produced in rabbit, Anti-Serine/threonine-protein kinase RIO3 antibody produced in rabbit, Anti-sudD homolog antibody produced in rabbit

**All**

**Photos** (2)


Product No.	Clonality	Application	Species Reactivity	Citations	SDS
<b>HPA001620</b>	polyclonal	IHC	human	2	



### Anti-RIOX2 antibody produced in rabbit

**Synonym(s):** FLJ14393, JMJD10, MINA, MINA53, NO52, mdig

**All Photos** (4)



Product No.	Clonality	Application	Species Reactivity	Citations	SDS
<b>HPA007603</b>	polyclonal	IF, IHC	human	4	

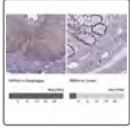


### Anti-RIP1/RIPK1 Antibody, clone 1N16 ZooMAb<sup>®</sup> Rabbit Monoclonal

**All**

**Photos** (11)


Product No.	Clonality	Application	Species Reactivity	Citations	SDS
<b>ZRB1767</b>	1N16, recombinant monoclonal	ICC, IHC (p), WB, affinity binding assay	human, rat, mouse		 



### Anti-RIPK4

**Synonym(s):** ANKK2, ANKRD3, DIK, PKK, RIP4

[All Photos \(3\)](#)


Product No.	Clonality	Application	Species Reactivity	Citations	SDS
<b>HPA030942</b>	polyclonal	IHC	human		



### Anti-RIPK2 antibody produced in rabbit

**Synonym(s):** Anti-CARD-containing IL-1 beta ICE-kinase, Anti-CARD-containing interleukin-1 beta-converting enzyme- associated kinase, Anti-RIP-2, Anti-RIP-like-interacting CLARP kinase, Anti-Receptor-interacting protein 2, Anti-Receptor-interacting serine/threonine-protein kinase 2

[All Photos \(7\)](#)


Product No.	Clonality	Application	Species Reactivity	Citations	SDS
<b>HPA015273</b>	polyclonal	IF, IHC	human	7	




### Anti-RIPK1 antibody produced in rabbit

**Synonym(s):** Anti-Cell death protein RIP, Anti-Receptor-interacting protein, Anti-Receptor-interacting serine/threonine-protein kinase 1, Anti-Serine/threonine-protein kinase RIP

[All Photos \(7\)](#)


Product No.	Clonality	Application	Species Reactivity	Citations	SDS
<b>HPA015257</b>	polyclonal	IF, IHC	human	10	



### Anti-RIPPLY1 antibody produced in rabbit

**Synonym(s):** Anti-rippy1 homolog (zebrafish)

[All Photos \(2\)](#)



Product No.	Clonality	Application	Species Reactivity	Citations	SDS
<b>HPA052284</b>	polyclonal	IHC, WB	human		




## Anti-RIPx/RUFY3 Antibody, clone 1L14 ZooMAb<sup>®</sup> Rabbit Monoclonal

All

Photos (13)


Product No.	Clonality	Application	Species Reactivity	Citations	SDS
<b>ZRB1895</b>	1L14, recombinant monoclonal	ICC, IHC, WB, affinity binding assay	rat, mouse, human	 	

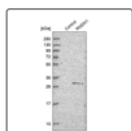


## Anti-RLN3 antibody produced in rabbit

**Synonym(s):** Anti-H3, Anti-RXN3, Anti-Relaxin 3, Anti-ZINS4

All Photos (2)

Product No.	Clonality	Application	Species Reactivity	Citations	SDS
<b>HPA043731</b>	polyclonal	IHC	human	178	





## Anti-RMDN1 antibody produced in rabbit

**Synonym(s):** Anti-FAM82B, Anti-Protein FAM82B, Anti-RMD-1, Anti-Regulator of microtubule dynamics protein 1, Anti-hRMD-1

All

Photos (3)


Product No.	Clonality	Application	Species Reactivity	Citations	SDS
<b>HPA026495</b>	polyclonal	IF, IHC	human		



## Anti-RMI2 antibody produced in rabbit

**Synonym(s):** Anti-BLAP18, Anti-C16orf75, Anti-MGC24665

All Photos (6)

Product No.	Clonality	Application	Species Reactivity	Citations	SDS
<b>HPA040995</b>	polyclonal	IF, IHC	human	1	





## Anti-RNA polymerase II Antibody, clone CTD4H8 ZooMAb<sup>®</sup> Mouse Monoclonal



[All](#)

[Photos](#) (24)

**Synonym(s):** DNA-directed RNA polymerase II subunit A, DNA-directed RNA polymerase II subunit RPB1, DNA-directed RNA polymerase III largest subunit, EC:2.7.7.6, RNA polymerase II subunit B1, RNA-directed RNA polymerase II subunit RPB1


Product No.	Clonality	Application	Species Reactivity	Citations	SDS
<a href="#">ZMS1031</a>	CTD4H8, recombinant monoclonal monoclonal	FACS, ICC, IHC (p), WB	human		 




### Anti-RNASE12

**Synonym(s):** RA11

[All Photos](#) (7)

Product No.	Clonality	Application	Species Reactivity	Citations	SDS
<a href="#">HPA059465</a>	polyclonal	IHC	human		




### Anti-RNASE7 antibody produced in rabbit

**Synonym(s):** Anti-RNase 7 antibody produced in rabbit, Anti-Ribonuclease 7 precursor antibody produced in rabbit, Anti-SAP-2 antibody produced in rabbit, Anti-Skin-derived antimicrobial protein 2 antibody produced in rabbit

[All](#)

[Photos](#) (2)


Product No.	Clonality	Application	Species Reactivity	Citations	SDS
<a href="#">HPA005690</a>	polyclonal	IHC	human	4	

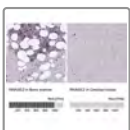


### Anti-RNASE12 antibody produced in rabbit

**Synonym(s):** Anti-Ribonuclease, Rnase A Family, 12 (Non-Active)

[All Photos](#) (7)

Product No.	Clonality	Application	Species Reactivity	Citations	SDS
<a href="#">HPA044175</a>	polyclonal	IHC	human		




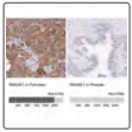
### Anti-RNASE2 antibody produced in rabbit

**Synonym(s):** Anti-EDN, Anti-RNS2, Anti-Ribonuclease, Rnase A Family, 2 (Liver, Eosinophil-Derived Neurotoxin)

[All](#)

[Photos](#) (3)


Product No.	Clonality	Application	Species Reactivity	Citations	SDS
<a href="#">HPA044983</a>	polyclonal	IHC	human		

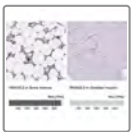


### Anti-RNASE1 antibody produced in rabbit

**Synonym(s):** Anti-HP-RNase antibody produced in rabbit, Anti-RIB-1 antibody produced in rabbit, Anti-RNase 1 antibody produced in rabbit, Anti-RNase A antibody produced in rabbit, Anti-RNase Upl-1 antibody produced in rabbit, Anti-Ribonuclease pancreatic precursor antibody produced in rabbit

[All Photos](#) (7)


Product No.	Clonality	Application	Species Reactivity	Citations	SDS
<a href="#">HPA001140</a>	polyclonal	IF, IHC	human	6	




### Anti-RNASE3 antibody produced in rabbit

**Synonym(s):** Anti-ECP, Anti-RNS3


[All Photos](#) (6)

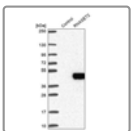
Product No.	Clonality	Application	Species Reactivity	Citations	SDS
<a href="#">HPA056183</a>	polyclonal	IHC	human		



### Anti-RNASEH2B antibody produced in rabbit

[All Photos](#) (2)


Product No.	Clonality	Application	Species Reactivity	Citations	SDS
<a href="#">HPA041469</a>	polyclonal	IF, WB	human		



### Anti-RNASET2 antibody produced in rabbit

**Synonym(s):** Anti-FLJ10907, Anti-RNASE6PL, Anti-RZF, Anti-bA514O12.3, Anti-ribonuclease T2


[All Photos](#) (3)


Product No.	Clonality	Application	Species Reactivity	Citations	SDS
<a href="#">HPA029013</a>	polyclonal	IHC	human	1	



### Anti-RNF32 antibody produced in rabbit

## All Photos (3)


Product No.	Clonality	Application	Species Reactivity	Citations	SDS
<a href="#">HPA073560</a>	polyclonal	IHC	human		



### Anti-RNF141 antibody produced in rabbit

**Synonym(s):** Anti-RING finger protein 141, Anti-Zinc finger protein 230

## All Photos (3)


Product No.	Clonality	Application	Species Reactivity	Citations	SDS
<a href="#">HPA018133</a>	polyclonal	IF, IHC	human	8	

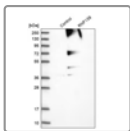


### Anti-RNF149 antibody produced in rabbit

**Synonym(s):** Anti-DNA polymerase-transactivated protein 2 antibody produced in rabbit, Anti-E3 ubiquitin-protein ligase RNF149 precursor antibody produced in rabbit, Anti-RING finger protein 149 antibody produced in rabbit

## All Photos (3)


Product No.	Clonality	Application	Species Reactivity	Citations	SDS
<a href="#">HPA011424</a>	polyclonal	IF, IHC	human	2	

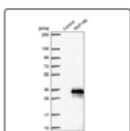


### Anti-RNF139 antibody produced in rabbit

**Synonym(s):** Anti-RING finger protein 139 antibody produced in rabbit, Anti-Translocation in renal carcinoma on chromosome 8 antibody produced in rabbit

## All Photos (2)


Product No.	Clonality	Application	Species Reactivity	Citations	SDS
<a href="#">HPA001202</a>	polyclonal	IHC	human	4	



### Anti-RNF166 antibody produced in rabbit

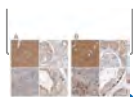
**Synonym(s):** Anti-Mgc14381, Anti-Mgc2647, Anti-Ring finger protein 166

## All Photos (2)

Product No.	Clonality	Application	Species Reactivity	Citations	SDS
<a href="#">HPA042970</a>	polyclonal	IHC (p), WB	human		



### Anti-RNF219 antibody produced in rabbit




**Synonym(s):** Anti-C13orf7, Anti-FLJ13449, Anti-ring finger protein 219


tos (15)

Product No.	Clonality	Application	Species Reactivity	Citations	SDS
<b>HPA034786</b>	polyclonal	IHC	human		
<b>HPA034785</b>	polyclonal	IF, IHC	human	1	

## All Photos (3) **Anti-RNF141 antibody produced in rabbit**

**Synonym(s):** Anti-RING finger protein 141, Anti-Zinc finger protein 230


Product No.	Clonality	Application	Species Reactivity	Citations	SDS
<b>HPA018133</b>	polyclonal	IF, IHC	human	8	

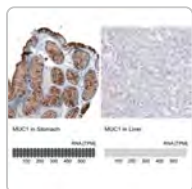


## **Anti-RNF166 antibody produced in rabbit**

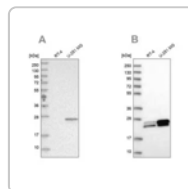
**Synonym(s):** Anti-Mgc14381, Anti-Mgc2647, Anti-Ring finger protein 166

## All Photos (2)

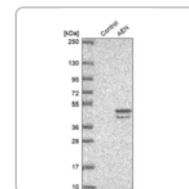
Product No.	Clonality	Application	Species Reactivity	Citations	SDS
<b>HPA042970</b>	polyclonal	IHC (p), WB	human		



Sigma-Aldrich  
**AMAB91533**  
Monoclonal  
Anti-MUC1...



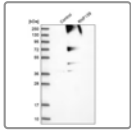
Sigma-Aldrich  
**HPA028118**  
Anti-GUK1



Sigma-Aldrich  
**HPA0485**  
Anti-AEN  
antibody.

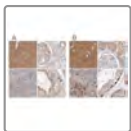


Product No.	Clonality	Application	Species Reactivity	Citations	SDS
<a href="#">HPA046041</a>	polyclonal	IF, IHC	human		



**All Photos** (2)

Product No.	Clonality	Application	Species Reactivity	Citations	SDS
<a href="#">HPA001202</a>	polyclonal	IHC	human	4	




**All Photos** (15)

Product No.	Clonality	Application	Species Reactivity	Citations	SDS
<a href="#">HPA034786</a>	polyclonal	IHC	human		
<a href="#">HPA034785</a>	polyclonal	IF, IHC	human	1	



**All Photos** (3)

Product No.	Clonality	Application	Species Reactivity	Citations	SDS
<a href="#">HPA073560</a>	polyclonal	IHC	human		



**All Photos** (3)

Product No.	Clonality	Application	Species Reactivity	Citations	SDS
<a href="#">HPA039343</a>	polyclonal	IF, IHC	human		



## Anti-RNF186 antibody produced in rabbit

**Synonym(s):** Anti-FLJ20225, Anti-Ring finger protein 186

[All Photos](#) (10)

Product No.	Clonality	Application	Species Reactivity	Citations	SDS
<a href="#">HPA035558</a>	polyclonal	IHC	human		
<a href="#">HPA034547</a>	polyclonal	IHC	human	1	

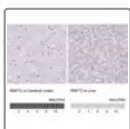


## Anti-RNF213 Antibody, clone 1D10 ZooMAb<sup>®</sup> Rabbit Monoclonal

**Synonym(s):** Anti-TRIM8 Antibody, clone 1118 ZooMAb<sup>®</sup> Rabbit Monoclonal

[All Photos](#) (8)

Product No.	Clonality	Application	Species Reactivity	Citations	SDS
<a href="#">ZRB2425</a>	1D10, recombinant monoclonal	ICC, IHC, WB, affinity binding assay	human		



## Anti-RNFT2 antibody produced in rabbit

**Synonym(s):** Anti-FLJ14627, Anti-TMEM118

[All Photos](#) (5)

Product No.	Clonality	Application	Species Reactivity	Citations	SDS
<a href="#">HPA064161</a>	polyclonal	IF, IHC	human		




## Anti-RNH1 antibody produced in rabbit

**Synonym(s):** Anti-Rai, Anti-Ribonuclease/angiogenin inhibitor 1, Anti-Rnh

[All Photos](#) (14)

Product No.	Clonality	Application	Species Reactivity	Citations	SDS
<a href="#">HPA040781</a>	polyclonal	IF, IHC	human		
<a href="#">HPA039223</a>	polyclonal	IF, IHC	human	1	



### Anti-RNMT antibody produced in rabbit

**Synonym(s):** Anti-Rg7mt1, Anti-Rna (guanine-7-) methyltransferase

[All Photos](#) (6)

Product No.	Clonality	Application	Species Reactivity	Citations	SDS
<a href="#">HPA039409</a>	polyclonal	IF, IHC	human	5	

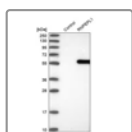


### Anti-RNPEP antibody produced in rabbit

**Synonym(s):** Anti-Arginyl aminopeptidase (aminopeptidase B)

[All Photos](#) (5)

Product No.	Clonality	Application	Species Reactivity	Citations	SDS
<a href="#">HPA036075</a>	polyclonal	IHC	human		
<a href="#">HPA036074</a>	polyclonal	IF, IHC	human		




### Anti-RNPEPL1 antibody produced in rabbit

**Synonym(s):** Anti-Arginyl aminopeptidase (aminopeptidase B)-like 1

[All Photos](#) (3)

Product No.	Clonality	Application	Species Reactivity	Citations	SDS
<a href="#">HPA036772</a>	polyclonal	IF, IHC	human		




### Anti-ROCK1 antibody produced in rabbit

**Synonym(s):** Anti-Renal carcinoma antigen NY-REN-35, Anti-Rho-associated protein kinase 1, Anti-Rho-associated, coiled-coil-containing protein kinase 1, Anti-p160 ROCK-1, Anti-p160ROCK

[All Photos](#) (3)

Product No.	Clonality	Application	Species Reactivity	Citations	SDS
<a href="#">HPA007567</a>	polyclonal	IHC	human, rat, mouse	8	





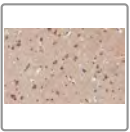
## Anti-ROCK2 antibody produced in rabbit

**Synonym(s):** Anti-p Kinase 2 antibody produced in rabbit, Anti-p-Associated protein kinase 2 antibody produced in rabbit, Anti-p-Associated, coiled-coil-containing protein kinase 2 antibody produced in rabbit, Anti-p164 ROCK-2 antibody produced in rabbit

[All](#)

[Photos \(8\)](#)

Product No.	Clonality	Application	Species Reactivity	Citations	SDS
<a href="#">HPA007459</a>	polyclonal	IHC	rat, mouse, human	11	
<a href="#">HPA044109</a>	polyclonal	IF	human	1	

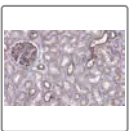


## Anti-ROCK2 Antibody, clone 1B20 ZooMAb<sup>®</sup> Rabbit Monoclonal

[All](#)

[Photos \(11\)](#)

Product No.	Clonality	Application	Species Reactivity	Citations	SDS
<a href="#">ZRB2155</a>	1B20, recombinant monoclonal	ICC, IHC, WB, affinity binding assay	rat, human, mouse		



## Anti-ROCK-1 Antibody, clone 3K23 ZooMAb<sup>®</sup> Rabbit Monoclonal

[All](#)

[Photos \(11\)](#)


Product No.	Clonality	Application	Species Reactivity	Citations	SDS
<a href="#">ZRB1879</a>	3K23, recombinant monoclonal	ICC, IHC (p), WB, affinity binding assay	rat, mouse, human		



## Anti-ROPN1L antibody produced in rabbit

**Synonym(s):** Anti-ASP, Anti-FLJ25776, Anti-RSPH11, Anti-Roppopin 1-like



[All Photos \(15\)](#)

Product No.	Clonality	Application	Species Reactivity	Citations	SDS
<b>HPA041830</b>	polyclonal	IHC	human		
<b>HPA039193</b>	polyclonal	IHC	human	3	



### **Anti-RORy Antibody, clone 1D13 ZooMAb® Rabbit Monoclonal**



**All Photos** (15)

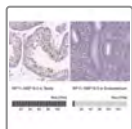
Product No.	Clonality	Application	Species Reactivity	Citations	SDS
<b>ZRB1398</b>	1D13, recombinant monoclonal	FACS, ICC, IHC (p), WB, affinity binding assay	mouse, human		 



### **Anti-RORy Antibody, clone 6F3.1 ZooMAb® Mouse Monoclonal**


**All Photos** (18)


Product No.	Clonality	Application	Species Reactivity	Citations	SDS
<b>ZMS1074</b>	6F3.1, recombinant monoclonal	ELISA, ICC	human		 



### **Anti-RP11-195F19.5 antibody produced in rabbit**

**All Photos** (4)

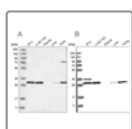
Product No.	Clonality	Application	Species Reactivity	Citations	SDS
<b>HPA069617</b>	polyclonal	IF, IHC	human		



## Anti-RP11-382A20.3 antibody produced in rabbit

[All Photos](#) (3)

Product No.	Clonality	Application	Species Reactivity	Citations	SDS
<b>HPA040719</b>	polyclonal	IF, IHC	human		

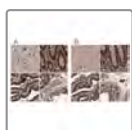


## Anti-RPA2 antibody produced in rabbit

**Synonym(s):** Anti-replication protein A2

[All Photos](#) (11)

Product No.	Clonality	Application	Species Reactivity	Citations	SDS
<b>HPA026306</b>	polyclonal	IF, IHC	human	4	
<b>HPA026309</b>	polyclonal	IF, IHC	human	4	



## Anti-RPAP3 antibody produced in rabbit

**Synonym(s):** Anti-FLJ21908, Anti-RNA polymerase II associated protein 3, Anti-Spag

[All Photos](#) (14)

Product No.	Clonality	Application	Species Reactivity	Citations	SDS
<b>HPA038312</b>	polyclonal	IHC	human		
<b>HPA038311</b>	polyclonal	IF, IHC	human	1	



## Anti-RPE65 Antibody, clone 2F8 ZooMAb<sup>®</sup> Rabbit Monoclonal



[All Photos](#) (11)

Product No.	Clonality	Application	Species Reactivity	Citations	SDS
<b>ZRB1640</b>	2F8, recombinant monoclonal	IF, IHC (p), WB, affinity binding assay	human, rabbit, mouse		



## Anti-RPE65 Antibody, clone 401.8B11.3D9 ZooMAb<sup>®</sup> Mouse Monoclonal



**All Photos** (10)

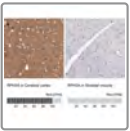
Product No.	Clonality	Application	Species Reactivity	Citations	SDS
<b>ZMS1143</b>	401.8B11.3D9, recombinant monoclonal	IF, IHC, WB	human, bovine	 	



## Anti-RPGRIP1 antibody produced in rabbit

**All Photos** (10)


Product No.	Clonality	Application	Species Reactivity	Citations	SDS
<b>HPA042955</b>	polyclonal	IHC	human		
<b>HPA060190</b>	polyclonal	IHC	human		




## Anti-RPH3A antibody produced in rabbit

**Synonym(s):** Anti-Exophilin-1 antibody produced in rabbit, Anti-Rabphilin-3A antibody produced in rabbit

**All Photos** (5)


Product No.	Clonality	Application	Species Reactivity	Citations	SDS
<b>HPA002475</b>	polyclonal	IHC	human	3	



## Anti-RPIA antibody produced in rabbit



**Synonym(s):** Anti-Ribose 5-phosphate isomerase a

**All Photos** (5)

Product No.	Clonality	Application	Species Reactivity	Citations	SDS
<b>HPA042620</b>	polyclonal	IHC	human	1	

## All Photos (12) **Anti-RPL32 antibody produced in rabbit**

**Synonym(s):** Anti-L32, Anti-ribosomal protein L32



Product No.	Clonality	Application	Species Reactivity	Citations	SDS
<a href="#">HPA047501</a>	polyclonal	IHC	human		
<a href="#">HPA051994</a>	polyclonal	IF, IHC	human		

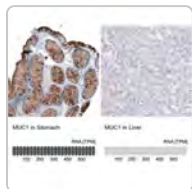


## **Anti-RPL8 antibody produced in rabbit**

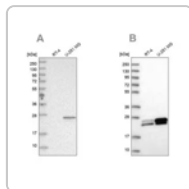
**Synonym(s):** Anti-L8, Anti-ribosomal protein L8

## All Photos (14)

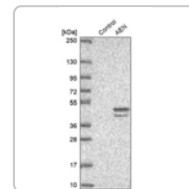
Product No.	Clonality	Application	Species Reactivity	Citations	SDS
<a href="#">HPA045095</a>	polyclonal	IHC	human		
<a href="#">HPA050165</a>	polyclonal	IF, IHC	human	1	




Sigma-Aldrich  
**AMAB91533**  
 Monoclonal  
 Anti-MUC1...



Sigma-Aldrich  
**HPA028118**  
 Anti-GUK1



Sigma-Aldrich  
**HPA0485**  
 Anti-AEN  
 antibody.

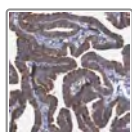


### Anti-RPL28 antibody produced in rabbit

**Synonym(s):** Anti-FLJ43307, Anti-L28, Anti-ribosomal protein L28

[All Photos](#) (6)

Product No.	Clonality	Application	Species Reactivity	Citations	SDS
<b>HPA050459</b>	polyclonal	IF, IHC	human		

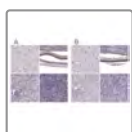


### Anti-RPL10 antibody produced in rabbit

**Synonym(s):** Anti-AC010422.7

[All Photos](#) (6)

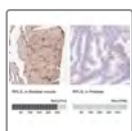
Product No.	Clonality	Application	Species Reactivity	Citations	SDS
<b>HPA011311</b>	polyclonal	IHC	human, mouse, rat	5	



### Anti-RP1L1 antibody produced in rabbit

[All Photos](#) (10)


Product No.	Clonality	Application	Species Reactivity	Citations	SDS
<b>HPA024686</b>	polyclonal	IHC	human		
<b>HPA024744</b>	polyclonal	IHC	human		



### Anti-RPL3L antibody produced in rabbit

**Synonym(s):** Anti-ribosomal protein L3-like

## All Photos (6)


Product No.	Clonality	Application	Species Reactivity	Citations	SDS
<a href="#">HPA049136</a>	polyclonal	IF, IHC	human	1	



### Anti-RPLP1 antibody produced in rabbit

**Synonym(s):** Anti-60S acidic ribosomal protein P1 antibody produced in rabbit

## All Photos (6)


Product No.	Clonality	Application	Species Reactivity	Citations	SDS
<a href="#">HPA003368</a>	polyclonal	IF, IHC	human	4	



### Anti-RPN2 antibody produced in rabbit

**Synonym(s):** Anti-Dolichyl-diphosphooligosaccharide--protein glycosyltransferase 63 kDa subunit, Anti-Dolichyl-diphosphooligosaccharide--protein glycosyltransferase subunit 2, Anti-RIBIIR, Anti-RPN-II, Anti-Ribophorin II, Anti-Ribophorin-2

## All Photos (8)



Product No.	Clonality	Application	Species Reactivity	Citations	SDS
<a href="#">HPA025922</a>	polyclonal	IF, IHC	human		

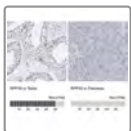


### Anti-RPN1 antibody produced in rabbit

**Synonym(s):** Anti-FM-3, Anti-GPC-R, Anti-GPR66, Anti-NMU1R, Anti-OST1, Anti-ribophorin I

## All Photos (13)


Product No.	Clonality	Application	Species Reactivity	Citations	SDS
<a href="#">HPA051520</a>	polyclonal	IF, IHC	human		
<a href="#">HPA026828</a>	polyclonal	IF, IHC	human	7	




### Anti-RPP30 antibody produced in rabbit

**Synonym(s):** Anti-Ribonuclease P/MRP 30kDa subunit, Anti-TSG15

## All Photos (4)

Product No.	Clonality	Application	Species Reactivity	Citations	SDS
<a href="#">HPA037578</a>	polyclonal	IF, IHC	human		




## Anti-RPP14 antibody produced in rabbit

**Synonym(s):** Anti-P14, Anti-Ribonuclease P/MRP 14kDa subunit

[All Photos](#) (3)

Product No.	Clonality	Application	Species Reactivity	Citations	SDS
<a href="#">HPA036194</a>	polyclonal	IF, IHC, WB	human		



## Anti-RPP40 antibody produced in rabbit

**Synonym(s):** Anti-BA428J1.3, Anti-RNASEP1, Anti-Ribonuclease P/MRP 40kDa subunit

[All Photos](#) (3)

Product No.	Clonality	Application	Species Reactivity	Citations	SDS
<a href="#">HPA035686</a>	polyclonal	IF, IHC	human		



## Anti-RPS15 antibody produced in rabbit

**Synonym(s):** Anti-MGC111130, Anti-RIG, Anti-S15

[All Photos](#) (13)

Product No.	Clonality	Application	Species Reactivity	Citations	SDS
<a href="#">HPA057793</a>	polyclonal	IHC	human		
<a href="#">HPA054510</a>	polyclonal	IF, IHC	human		



## Anti-RPS5 antibody produced in rabbit

**Synonym(s):** Anti-S5, Anti-ribosomal protein S5

[All Photos](#) (13)



Product No.	Clonality	Application	Species Reactivity	Citations	SDS
<a href="#">HPA061979</a>	polyclonal	IHC	human		
<a href="#">HPA055878</a>	polyclonal	IF, IHC	human	1	




## Anti-RPS25 Antibody, clone 3G15 ZooMAb<sup>®</sup> Rabbit Monoclonal



## All Photos (14)



Product No.	Clonality	Application	Species Reactivity	Citations	SDS
<b>ZRB1893</b>	3G15, recombinant monoclonal	ICC, IHC, WB, affinity binding assay	rat, human, mouse		 

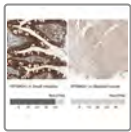


### Anti-RPS3A antibody produced in rabbit

**Synonym(s):** Anti-MFTL, Anti-S3A, Anti-ribosomal protein S3A

## All Photos (5)


Product No.	Clonality	Application	Species Reactivity	Citations	SDS
<b>HPA053454</b>	polyclonal	IF	human		
<b>HPA047100</b>	polyclonal	IF, IHC	human		




### Anti-RPS6KA1 antibody produced in rabbit

**Synonym(s):** Anti-90 kDa ribosomal protein S6 kinase 1 antibody produced in rabbit, Anti-MAP kinase-activated protein kinase 1a antibody produced in rabbit, Anti-MAPKAPK1A antibody produced in rabbit, Anti-RSK-1 antibody produced in rabbit, Anti-Ribosomal S6 kinase 1 antibody produced in rabbit, Anti-Ribosomal protein S6 kinase  $\alpha$ -1 antibody produced in rabbit, Anti-S6K- $\alpha$  1 antibody produced in rabbit, Anti-p90-RSK 1 antibody produced in rabbit, Anti-p90S6K antibody produced in rabbit, Anti-pp90RSK1 antibody produced in rabbit

## All Photos (6)


Product No.	Clonality	Application	Species Reactivity	Citations	SDS
<b>HPA007981</b>	polyclonal	IF, IHC	rat, human	3	




### Anti-RPS6KB1 antibody produced in rabbit

**Synonym(s):** Anti-PS6K, Anti-S6K1, Anti-STK14A, Anti-p70(S6K)-alpha

## All Photos (3)

Product No.	Clonality	Application	Species Reactivity	Citations	SDS
<b>HPA039442</b>	polyclonal	IF, IHC	human	1	

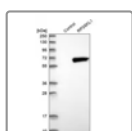


## Anti-RPS6KC1 antibody produced in rabbit

**Synonym(s):** Anti-humS6PKh1, Anti-ribosomal protein S6 kinase, 52kDa, polypeptide 1

[All Photos](#) (3)

Product No.	Clonality	Application	Species Reactivity	Citations	SDS
<a href="#">HPA026531</a>	polyclonal	IF, IHC, WB	human	1	

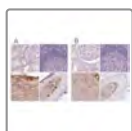


## Anti-RPS6KL1 antibody produced in rabbit

**Synonym(s):** Anti-MGC11287, Anti-MRX16, Anti-MRX79, Anti-OTTHUMG00000130504, Anti-RTT, Anti-ribosomal protein S6 kinase-like 1

[All Photos](#) (3)

Product No.	Clonality	Application	Species Reactivity	Citations	SDS
<a href="#">HPA027451</a>	polyclonal	IF, IHC	human		




## Anti-RPTN antibody produced in rabbit

**Synonym(s):** Anti-FLJ39117, Anti-repetin

[All Photos](#) (16)

Product No.	Clonality	Application	Species Reactivity	Citations	SDS
<a href="#">HPA030485</a>	polyclonal	IHC	human	1	
<a href="#">HPA030483</a>	polyclonal	IHC	human	1	

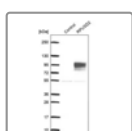


## Anti-RPUSD1 antibody produced in rabbit

**Synonym(s):** Anti-C16orf40, Anti-Mgc19600, Anti-RIucl, Anti-Rna pseudouridylate synthase domain containing 1

[All Photos](#) (5)


Product No.	Clonality	Application	Species Reactivity	Citations	SDS
<a href="#">HPA041938</a>	polyclonal	IHC	human		
<a href="#">HPA041144</a>	polyclonal	IF, IHC	human	1	




## Anti-RPUSD2 antibody produced in rabbit

**All Photos** (2)

**Synonym(s):** Anti-C15orf19, Anti-C18b11, Anti-Flj31409, Anti-Rna pseudouridylate synthase domain containing 2


Product No.	Clonality	Application	Species Reactivity	Citations	SDS
<a href="#">HPA042194</a>	polyclonal	IHC	human		



**Anti-RPUSD4 antibody produced in rabbit**

**Synonym(s):** Anti-FLJ14494, Anti-RNA pseudouridylate synthase domain containing 4

**All Photos** (5)



Product No.	Clonality	Application	Species Reactivity	Citations	SDS
<a href="#">HPA039689</a>	polyclonal	IHC	human	3	

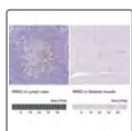


**Anti-RRBP1 antibody produced in rabbit**

**Synonym(s):** Anti-180 kDa ribosome receptor homolog antibody produced in rabbit, Anti-ES/130-related protein antibody produced in rabbit, Anti-Ribosome receptor protein antibody produced in rabbit, Anti-Ribosome-binding protein 1 antibody produced in rabbit

**All Photos** (21)


Product No.	Clonality	Application	Species Reactivity	Citations	SDS
<a href="#">HPA011924</a>	polyclonal	IF, IHC, WB	human	5	
<a href="#">HPA009026</a>	polyclonal	IF, IHC	human	5	



**Anti-RRM2 antibody produced in rabbit**

**Synonym(s):** Anti-ribonucleotide reductase M2



**All Photos** (7)

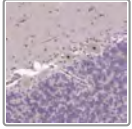
Product No.	Clonality	Application	Species Reactivity	Citations	SDS
<a href="#">HPA056994</a>	polyclonal	IF, IHC	human	3	



**Anti-RRM1 Antibody, clone 1E20 ZooMAb® Rabbit Monoclonal**

**All Photos** (9)


Product No.	Clonality	Application	Species Reactivity	Citations	SDS
<b>ZRB2048</b>	1E20, recombinant monoclonal	FACS, IHC, WB, affinity binding assay	human, monkey		 

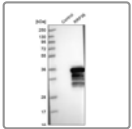


### Anti-RRN3 antibody produced in rabbit

**Synonym(s):** Anti-DKFZp566E104, Anti-RRN3 RNA polymerase I transcription factor homolog (S. cerevisiae)

**All  
Photos** (2)


Product No.	Clonality	Application	Species Reactivity	Citations	SDS
<b>HPA049837</b>	polyclonal	IF, IHC	human	1	




### Anti-RRP36 antibody produced in rabbit

**Synonym(s):** Anti-C6orf153, Anti-C6orf15\_2, Anti-PRP9, Anti-PRPF9, Anti-SAP61, Anti-SF3a60, Anti-UPF0399 protein C6orf153, Anti-dJ20C7.4


**All  
Photos** (2)

Product No.	Clonality	Application	Species Reactivity	Citations	SDS
<b>HPA029904</b>	polyclonal	IHC	human		



### Anti-RRP1B antibody produced in rabbit



**All Photos** (6)


Product No.	Clonality	Application	Species Reactivity	Citations	SDS
<b>HPA017893</b>	polyclonal	IF, IHC	human	6	

**All**  
**Photos** (11)

**Anti-RRS1 antibody produced in rabbit**

**Synonym(s):** Anti-KIAA0112, Anti-RRS1 ribosome biogenesis regulator homolog (S. cerevisiae)


Product No.	Clonality	Application	Species Reactivity	Citations	SDS
<b>HPA060937</b>	polyclonal	IF, IHC	human		
<b>HPA055549</b>	polyclonal	IF, IHC	human	1	

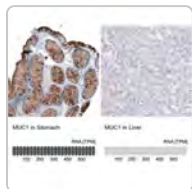


**Anti-RSAD2 antibody produced in rabbit**

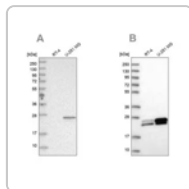
**Synonym(s):** Anti-Cig5, Anti-Radical s-adenosyl methionine domain containing 2, Anti-Vig1, Anti-Viperin

**All**  
**Photos** (2)

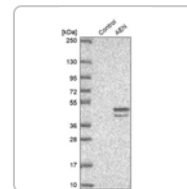
Product No.	Clonality	Application	Species Reactivity	Citations	SDS
<b>HPA041160</b>	polyclonal	IHC	human		



Sigma-Aldrich  
**AMAB91533**  
 Monoclonal  
 Anti-MUC1...



Sigma-Aldrich  
**HPA028118**  
 Anti-GUK1

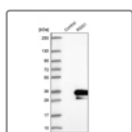


Sigma-Aldrich  
**HPA0485**  
 Anti-AEN  
 antibody.

[View Price and Availability](#)

[View Price and Availability](#)

[View Price and Availability](#)



### Anti-RSG1 antibody produced in rabbit

**Synonym(s):** Anti-C1orf89, Anti-MGC10731, Anti-Miro domain-containing protein C1orf89

[All Photos](#) (3)

Product No.	Clonality	Application	Species Reactivity	Citations	SDS
<b>HPA028453</b>	polyclonal	IF, IHC	human		



### Anti-RSK-1 Antibody, clone 1C18 ZooMAb<sup>®</sup> Rabbit Monoclonal

[All Photos](#) (13)

Product No.	Clonality	Application	Species Reactivity	Citations	SDS
<b>ZRB1948</b>	1C18, recombinant monoclonal	ICC, IHC, WB, affinity binding assay	rat, human		



### Anti-RSK-2 Antibody, clone 3019 ZooMAb<sup>®</sup> Rabbit Monoclonal

[All Photos](#) (7)

Product No.	Clonality	Application	Species Reactivity	Citations	SDS
<b>ZRB1822</b>	3019, recombinant monoclonal	ICC, IHC, WB	monkey, rat, human, mouse		



## Anti-RSL24D1 antibody produced in rabbit

**Synonym(s):** Anti-C15orf15, Anti-HRP-L30-iso, Anti-L30, Anti-RPL24, Anti-RPL24L

[All Photos](#) (14)

Product No.	Clonality	Application	Species Reactivity	Citations	SDS
<a href="#">HPA063392</a>	polyclonal	IF, IHC	human		
<a href="#">HPA062724</a>	polyclonal	IF, IHC	human		



## Anti-RSPH14 antibody produced in rabbit

[All Photos](#) (5)

Product No.	Clonality	Application	Species Reactivity	Citations	SDS
<a href="#">HPA018420</a>	polyclonal	IHC	human	1	



## Anti-RSPH1 antibody produced in rabbit

[All Photos](#) (13)

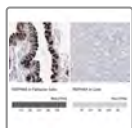
Product No.	Clonality	Application	Species Reactivity	Citations	SDS
<a href="#">HPA017382</a>	polyclonal	IHC	human	9	
<a href="#">HPA016816</a>	polyclonal	IHC	human	3	



## Anti-RSPH9 antibody produced in rabbit

[All Photos](#) (5)

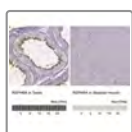
Product No.	Clonality	Application	Species Reactivity	Citations	SDS
<a href="#">HPA031703</a>	polyclonal	IHC	human	4	



## Anti-RSPH4A antibody produced in rabbit

[All Photos](#) (12)

Product No.	Clonality	Application	Species Reactivity	Citations	SDS
<a href="#">HPA031196</a>	polyclonal	IF, IHC	human	5	
<a href="#">HPA031198</a>	polyclonal	IF, IHC	human	2	
<a href="#">HPA031197</a>	polyclonal	IF, IHC	human	3	

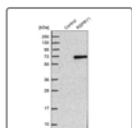


## Anti-RSPH6A antibody produced in rabbit

**Synonym(s):** Anti-RSHL1, Anti-RSP4, Anti-RSP6, Anti-RSPH4B, Anti-Radial Spoke Head 6 Homolog A (Chlamydomonas)

[All Photos](#) (4)

Product No.	Clonality	Application	Species Reactivity	Citations	SDS
<a href="#">HPA045382</a>	polyclonal	IHC	human	1	

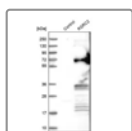


## Anti-RSPRY1 antibody produced in rabbit

**Synonym(s):** Anti-KIAA1972, Anti-Ring finger and SPRY domain containing 1

[All Photos](#) (2)

Product No.	Clonality	Application	Species Reactivity	Citations	SDS
<a href="#">HPA003729</a>	polyclonal	IHC	human		

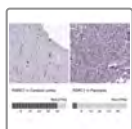


## Anti-RSRC2 antibody produced in rabbit

**Synonym(s):** Anti-Arginine/serine-rich coiled-coil 2, Anti-FLJ11021

[All Photos](#) (3)

Product No.	Clonality	Application	Species Reactivity	Citations	SDS
<a href="#">HPA040070</a>	polyclonal	IF, IHC	human		





## Anti-RSRC1 antibody produced in rabbit

**Synonym(s):** Anti-Arginine/serine-rich coiled-coil 1, Anti-Bm-011, Anti-Mgc12197, Anti-Sfrs21, Anti-Srrp53





**All Photos** (4)

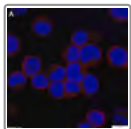
Product No.	Clonality	Application	Species Reactivity	Citations	SDS
<b>HPA044792</b>	polyclonal	IF, IHC	human		



**Anti-RSV Fusion Protein Antibody, clone 131-2A  
ZooMAb® Mouse Monoclonal**



**All Photos** (14)

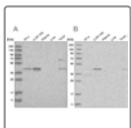
Product No.	Clonality	Application	Species Reactivity	Citations	SDS
<b>ZMS1055</b>	131-2A, recombinant monoclonal	ELISA, FACS, ICC, IHC (p), WB	virus		 



**Anti-RSV type A Antibody, B Antibody, clone 133-1H  
ZooMAb® Mouse Monoclonal**

**All Photos** (10)



Product No.	Clonality	Application	Species Reactivity	Citations	SDS
<b>ZMS1079</b>	133-1H, recombinant monoclonal	ELISA, ICC, affinity binding assay	virus		 



**Anti-RTCA antibody produced in rabbit**

**Synonym(s):** Anti-RNA terminal phosphate cyclase domain 1, Anti-RPC, Anti-RTCD1

**All Photos** (6)

Product No.	Clonality	Application	Species Reactivity	Citations	SDS
<b>HPA027990</b>	polyclonal	IF	human		
<b>HPA027982</b>	polyclonal	IF, IHC	human	1	




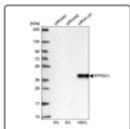
**Anti-RTCB antibody produced in rabbit**



**Synonym(s):** Anti-C22orf28, Anti-UPF0027 protein C22orf28 antibody produced in rabbit

[Photos](#) (4)


Product No.	Clonality	Application	Species Reactivity	Citations	SDS
<a href="#">HPA001103</a>	polyclonal	IHC	human	2	



### Anti-RTFDC1 antibody produced in rabbit

**Synonym(s):** Anti-CDAO5, Anti-HSPC164, Anti-chromosome 20 open reading frame 43

[All Photos](#) (3)


Product No.	Clonality	Application	Species Reactivity	Citations	SDS
<a href="#">HPA053986</a>	polyclonal	IF, IHC, WB	human	1	




### Anti-RTKN2 antibody produced in rabbit

**Synonym(s):** Anti-Ba531f24.1, Anti-Em:ac024597.2, Anti-Flj39352, Anti-Plekhk1, Anti-Rhotekin 2

[All Photos](#) (6)



Product No.	Clonality	Application	Species Reactivity	Citations	SDS
<a href="#">HPA037946</a>	polyclonal	IF, IHC	human	1	

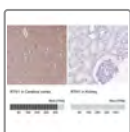


### Anti-RTN3 antibody produced in rabbit

**Synonym(s):** Anti-NSP-like protein II, Anti-NSPLII, Anti-Neuroendocrine-specific protein-like 2, Anti-Reticulon-3

[All Photos](#) (11)


Product No.	Clonality	Application	Species Reactivity	Citations	SDS
<a href="#">HPA015649</a>	polyclonal	IHC	human	6	
<a href="#">HPA015650</a>	polyclonal	IF, IHC	human	5	

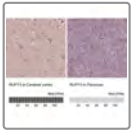


### Anti-RTN1 antibody produced in rabbit

**Synonym(s):** Anti-NSP

[All Photos](#) (5)



Product No.	Clonality	Application	Species Reactivity	Citations	SDS
<a href="#">HPA044249</a>	polyclonal	IF, IHC	human		

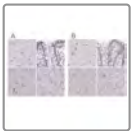


### Anti-RUFY3 antibody produced in rabbit

**Synonym(s):** Anti-KIAA0871, Anti-RIPx, Anti-RUN and FYVE domain containing 3, Anti-Singar1, Anti-Protein RUFY3, Anti-RIPX antibody produced in rabbit, Anti-Rap2-interacting protein x, Anti-Singar, Anti-Single axon-regulated protein

[All Photos](#) (9)



Product No.	Clonality	Application	Species Reactivity	Citations	SDS
<a href="#">HPA022952</a>	polyclonal	IHC, WB	human		
<a href="#">HPA022970</a>	polyclonal	IF, IHC	mouse, human, rat	2	

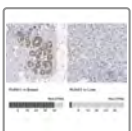


### Anti-RUNDC3A antibody produced in rabbit

**Synonym(s):** RAP2IP, RPIP8, Anti-RPIP8 protein, Anti-RUN domain-containing protein 3A, Anti-Rap2-interacting protein 8


[All Photos](#) (13)

Product No.	Clonality	Application	Species Reactivity	Citations	SDS
<a href="#">HPA070733</a>	polyclonal	IHC	human		
<a href="#">HPA023548</a>	polyclonal	IF, IHC	human, rat	2	



### Anti-RUNX1 antibody produced in rabbit

[All Photos](#) (6)


Product No.	Clonality	Application	Species Reactivity	Citations	SDS
<a href="#">HPA004176</a>	polyclonal	IF, IHC	human	7	



### Anti-RUNX3 antibody produced in rabbit

**Synonym(s):** Anti-AML2, Anti-CBFA3, Anti-PEBP2A3

[All Photos](#) (4)

Product No.	Clonality	Application	Species Reactivity	Citations	SDS
<a href="#">HPA059006</a>	polyclonal	IHC	human	1	

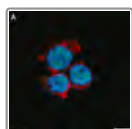


## Anti-RUNX2 antibody produced in rabbit

**Synonym(s):** Anti-Acute myeloid leukemia 3 protein, Anti-CBF-alpha-1, Anti-Core-binding factor subunit alpha-1, Anti-OSF-2, Anti-Oncogene AML-3, Anti-PEA2-alpha A, Anti-PEBP2-alpha A, Anti-Polyomavirus enhancer-binding protein 2 alpha A subunit, Anti-Runt-related transcription factor 2, Anti-SL3-3 enhancer factor 1 alpha A subunit, Anti-SL3/AKV core-binding factor alpha A subunit

**All Photos** (8)

Product No.	Clonality	Application	Species Reactivity	Citations	SDS
<b>HPA022040</b>	polyclonal	IF, IHC	human	24	



## Anti-RUNX1 Antibody, clone 1C18 ZooMAb<sup>®</sup> Rabbit Monoclonal

**All Photos** (8)

Product No.	Clonality	Application	Species Reactivity	Citations	SDS
<b>ZRB1936</b>	1C18, recombinant monoclonal	ICC, WB, affinity binding assay	human, rat, mouse		



## Anti-RUNX2 Antibody, clone 1D6 ZooMAb<sup>®</sup> Rabbit Monoclonal

**All Photos** (13)



Product No.	Clonality	Application	Species Reactivity	Citations	SDS
<b>ZRB1603</b>	1D6, recombinant monoclonal	ICC, IHC (p), WB, affinity binding assay	human, mouse		





## Anti-RUVBL1 antibody produced in rabbit

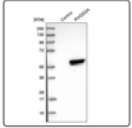
**Synonym(s):** Anti-49 kDa TATA box-binding protein-interacting protein, Anti-49 kDa TBP-interacting protein, Anti-ECP-54, Anti-INO80 complex subunit H, Anti-NMP 238, Anti-Pontin 52, Anti-RuvB-like 1, Anti-TAP54-alpha, Anti-TIP49a

**All Photos** (18)

Product No.	Clonality	Application	Species Reactivity	Citations	SDS
<b>HPA019948</b>	polyclonal	IHC	human	4	
<b>HPA019947</b>	polyclonal	IF, IHC	human	5	

## All Photos (7) **Anti-RUVBL2 antibody produced in rabbit**




Product No.	Clonality	Application	Species Reactivity	Citations	SDS
<b>HPA042880</b>	polyclonal	IF	human		
<b>HPA067966</b>	polyclonal	IF, IHC	human		

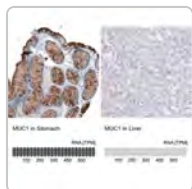


## **Anti-RWDD2A antibody produced in rabbit**

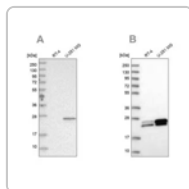
**Synonym(s):** Anti-MGC13523, Anti-RWD domain containing 2A, Anti-RWDD2, Anti-dJ747H23.2

## All Photos (6)

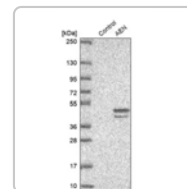
Product No.	Clonality	Application	Species Reactivity	Citations	SDS
<b>HPA030105</b>	polyclonal	IHC	human		
<b>HPA030106</b>	polyclonal	IHC	human		
<b>HPA030107</b>	polyclonal	IHC	human		



Sigma-Aldrich  
**AMAB91533**  
Monoclonal  
Anti-MUC1...



Sigma-Aldrich  
**HPA028118**  
Anti-GUK1

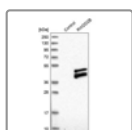


Sigma-Aldrich  
**HPA0485**  
Anti-AEN  
antibody.

[View Price and Availability](#)

[View Price and Availability](#)

[View Price and Availab](#)



### Anti-RWDD2B antibody produced in rabbit

**Synonym(s):** Anti-C21orf6 antibody produced in rabbit, Anti-RWD domain-containing protein 2B

**All**  
**Photos** (2)

Product No.	Clonality	Application	Species Reactivity	Citations	SDS
<b>HPA018316</b>	polyclonal	IHC	human	3	




### Anti-RXR-alpha Antibody, clone 218 ZooMAb® Rabbit Monoclonal

**Synonym(s):** Nuclear receptor subfamily 2 group B member 1, Retinoic acid receptor RXR-alpha, Retinoid X receptor alpha

**All**  
**Photos** (17)

Product No.	Clonality	Application	Species Reactivity	Citations	SDS
<b>ZRB1519</b>	218, monoclonal recombinant monoclonal	ICC, IHC (p), WB, affinity binding assay	human, rat		



### Anti-Ryanodine Receptor 2 Antibody, clone 2K6 ZooMAb® Rabbit Monoclonal

**All**  
**Photos** (11)

Product No.	Clonality	Application	Species Reactivity	Citations	SDS
<b>ZRB1466</b>	2K6, recombinant	IF, IHC (p),	human		

Product No.	Clonality	Application	Species Reactivity	Citations	SDS
	monoclonal	WB, affinity binding assay			



### Anti-RYR2 antibody produced in rabbit

**Synonym(s):** Anti-Cardiac muscle ryanodine receptor-calcium release channel, Anti-Cardiac muscle-type ryanodine receptor, Anti-RYR-2, Anti-RyR2, Anti-Ryanodine receptor 2, Anti-hRYR-2

[All Photos](#) (5)


Product No.	Clonality	Application	Species Reactivity	Citations	SDS
<b>HPA020028</b>	polyclonal	IHC	human	19	



### Anti-RYR1 antibody produced in rabbit

[All Photos](#) (4)


Product No.	Clonality	Application	Species Reactivity	Citations	SDS
<b>HPA056416</b>	polyclonal	IF, IHC	human	5	



### Anti-S6 Ribosomal Protein Antibody, clone 1E9, ZooMAb<sup>®</sup> Rabbit Monoclonal

[All Photos](#) (28)

Product No.	Clonality	Application	Species Reactivity	Citations	SDS
<b>ZRB1172</b>	1E9, recombinant monoclonal	ICC, IHC (p), WB	human, mouse		



### Anti-S100-A8 Antibody, clone 1F16 ZooMAb<sup>®</sup> Rabbit Monoclonal

[All Photos](#) (11)

Product No.	Clonality	Application	Species Reactivity	Citations	SDS
<b>ZRB1672</b>	1F16, recombinant	FACS, IHC, WB,	human		





Product No.	Clonality	Application	Species Reactivity	Citations	SDS
	monoclonal	affinity binding assay			



### Anti-S100-B Antibody, clone 8F20 ZooMAb® Rabbit Monoclonal

**Synonym(s):** Protein S100-B, S-100 protein beta chain, S-100 protein subunit beta, S100 calcium-binding protein B



**All Photos** (12)


Product No.	Description	SDS
<b>ZRB1628</b>	recombinant, expressed in HEK 293 cells	 



### Anti-S-Opsin Antibody, clone 1C11 ZooMAb® Rabbit Monoclonal

**All Photos** (17)


Product No.	Clonality	Application	Species Reactivity	Citations	SDS
<b>ZRB1892</b>	1C11, recombinant monoclonal	ICC, IF, IHC (p), WB, affinity binding assay	mouse, rat		 

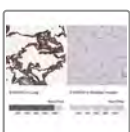


### Anti-S100A1 antibody produced in rabbit

**Synonym(s):** Anti-Protein S100-A1 antibody produced in rabbit, Anti-S-100 protein  $\alpha$ -chain antibody produced in rabbit, Anti-S-100 protein  $\alpha$ -subunit antibody produced in rabbit, Anti-S100 calcium-binding protein A1 antibody produced in rabbit

**All Photos** (7)


Product No.	Clonality	Application	Species Reactivity	Citations	SDS
<b>HPA006462</b>	polyclonal	IHC	human	6	

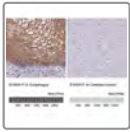


### Anti-S100A10 antibody produced in rabbit

**Synonym(s):** Anti-Calpactin I light chain, Anti-Calpactin-1 light chain, Anti-Cellular ligand of annexin II, Anti-Protein S100-A10, Anti-S100 calcium-binding protein A10, Anti-p10 protein, Anti-p11

**All Photos** (6)


Product No.	Clonality	Application	Species Reactivity	Citations	SDS
<b>HPA003340</b>	polyclonal	IF, IHC	human	3	




### Anti-S100A11 antibody produced in rabbit

**Synonym(s):** Anti-S100 calcium binding protein A11, Anti-S100C

[All Photos \(3\)](#)


Product No.	Clonality	Application	Species Reactivity	Citations	SDS
<b>HPA042745</b>	polyclonal	IHC	human		

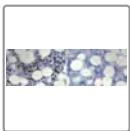


### Anti-S100A12 antibody produced in rabbit

**Synonym(s):** Anti-CAAF1, Anti-CAGC, Anti-CGRP, Anti-Calcium-binding protein in amniotic fluid 1, Anti-Calgranulin-C, Anti-Neutrophil S100 protein, Anti-Protein S100-A12, Anti-S100 calcium-binding protein A12, Anti-p6




[All Photos \(6\)](#)

Product No.	Clonality	Application	Species Reactivity	Citations	SDS
<b>HPA002881</b>	polyclonal	IHC	human	5	



### Anti-S100A12 Antibody, clone 1L6 ZooMAb<sup>®</sup> Rabbit Monoclonal

[All Photos \(4\)](#)


Product No.	Clonality	Application	Species Reactivity	Citations	SDS
<b>ZRB2595</b>	recombinant monoclonal	ICC, IHC, WB, affinity binding assay	human		  

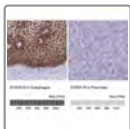


### Anti-S100A14 antibody produced in rabbit

**Synonym(s):** Anti-BCMP84, Anti-S100 calcium binding protein A14, Anti-S100A15

[All Photos \(8\)](#)


Product No.	Clonality	Application	Species Reactivity	Citations	SDS
<b>HPA027613</b>	polyclonal	IF, IHC, WB	human	3	

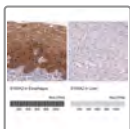


### Anti-S100A16 antibody produced in rabbit

**Synonym(s):** Anti-DT1P1A7, Anti-MGC17528, Anti-S100 Calcium Binding Protein A16, Anti-S100F

**All Photos** (8)


Product No.	Clonality	Application	Species Reactivity	Citations	SDS
<b>HPA045841</b>	polyclonal	IF, IHC	human	1	

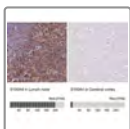


### Anti-S100A2 antibody produced in rabbit

**Synonym(s):** Anti-CAN19, Anti-S100L

**All Photos** (7)


Product No.	Clonality	Application	Species Reactivity	Citations	SDS
<b>HPA062451</b>	polyclonal	IHC	human	8	

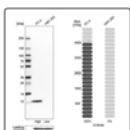


### Anti-S100A4 antibody produced in rabbit

**Synonym(s):** Anti-Calvasculin antibody produced in rabbit, Anti-Metastasin antibody produced in rabbit, Anti-Placental calcium-binding protein antibody produced in rabbit, Anti-Protein Mts1 antibody produced in rabbit, Anti-Protein S100-A4 antibody produced in rabbit, Anti-S100 calcium-binding protein A4 antibody produced in rabbit

**All Photos** (7)


Product No.	Clonality	Application	Species Reactivity	Citations	SDS
<b>HPA007973</b>	polyclonal	IHC	mouse, human, rat	5	

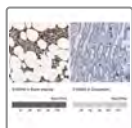


### Anti-S100A6 antibody produced in rabbit

**Synonym(s):** Anti-Calcyclin antibody produced in rabbit, Anti-Growth factor-inducible protein 2A9 antibody produced in rabbit, Anti-MLN 4 antibody produced in rabbit, Anti-PRA antibody produced in rabbit, Anti-Prolactin receptor-associated protein antibody produced in rabbit, Anti-Protein S100-A6 antibody produced in rabbit, Anti-S100 calcium-binding protein A6 antibody produced in rabbit

**All Photos** (7)

Product No.	Clonality	Application	Species Reactivity	Citations	SDS
<b>HPA007575</b>	polyclonal	IF, IHC	rat, mouse, human	3	




## Anti-S100A8 antibody produced in rabbit

**Synonym(s):** Anti-CFAG, Anti-Calgranulin-A, Anti-Calprotectin L1L subunit, Anti-Cystic fibrosis antigen, Anti-Leukocyte L1 complex light chain, Anti-MRP-8, Anti-Migration inhibitory factor-related protein 8, Anti-P8, Anti-Protein S100-A8, Anti-S100 calcium-binding protein A8

[All](#)

[Photos \(5\)](#)

Product No.	Clonality	Application	Species Reactivity	Citations	SDS
<a href="#">HPA024372</a>	polyclonal	IF, IHC	human	9	



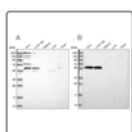
## Anti-S100A9 antibody produced in rabbit

**Synonym(s):** Anti-Calgranulin-B, Anti-Calprotectin L1H subunit, Anti-Leukocyte L1 complex heavy chain, Anti-MRP-14, Anti-Migration inhibitory factor-related protein 14, Anti-P14, Anti-Protein S100-A9, Anti-S100 calcium-binding protein A9

[All](#)

[Photos \(7\)](#)

Product No.	Clonality	Application	Species Reactivity	Citations	SDS
<a href="#">HPA004193</a>	polyclonal	IHC	human	5	



## Anti-SAAL1 antibody produced in rabbit

**Synonym(s):** Anti-FLJ41463, Anti-Serum amyloid A-like 1

[All Photos \(4\)](#)

Product No.	Clonality	Application	Species Reactivity	Citations	SDS
<a href="#">HPA039003</a>	polyclonal	IF	human	1	
<a href="#">HPA039004</a>	polyclonal	IHC, WB	human		



## Anti-SAE1 antibody produced in rabbit

**Synonym(s):** Anti-AOS1, Anti-FLJ3091, Anti-SUMO1 activating enzyme subunit 1, Anti-Sua1



[All Photos \(10\)](#)


Product No.	Clonality	Application	Species Reactivity	Citations	SDS
<a href="#">HPA043552</a>	polyclonal	IHC	human, mouse, rat		
<a href="#">HPA041906</a>	polyclonal	IHC	human, rat, mouse		



## Anti-SAFB Antibody, clone 2N15-L2 ZooMAb<sup>®</sup> Rabbit Monoclonal

**All Photos** (6)


Product No.	Clonality	Application	Species Reactivity	Citations	SDS
<b>ZRB2171</b>	2N15-L2, recombinant monoclonal	ICC, IHC, WB	human, mouse		 

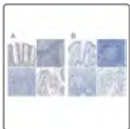


**Anti-SAGE1 antibody produced in rabbit**

**Synonym(s):** Anti-Sarcoma antigen 1 antibody produced in rabbit

**All Photos** (4)



Product No.	Clonality	Application	Species Reactivity	Citations	SDS
<b>HPA003208</b>	polyclonal	IF, IHC	human	2	



**Anti-SALL4 antibody produced in rabbit**

**Synonym(s):** Anti-Sal-like protein 4, Anti-Zinc finger protein SALL4

**All Photos** (15)


Product No.	Clonality	Application	Species Reactivity	Citations	SDS
<b>HPA015291</b>	polyclonal	IF, IHC, WB	human	2	
<b>HPA015791</b>	polyclonal	IF, IHC, WB	human	6	




**Anti-SAMD15 antibody produced in rabbit**

**Synonym(s):** Anti-BEM46L1, Anti-C13orf6, Anti-C14orf174, Anti-FAM15A, Anti-FLJ14906, Anti-FLJ35963, Anti-SAM domain-containing protein C14orf174, Anti-bA153124.2

**All Photos** (5)


Product No.	Clonality	Application	Species Reactivity	Citations	SDS
<b>HPA030673</b>	polyclonal	IF, IHC	human		




**Anti-SAMD9 antibody produced in rabbit**

**Synonym(s):** Anti-Sterile alpha motif domain-containing protein 9

**All Photos** (6)

Product No.	Clonality	Application	Species Reactivity	Citations	SDS
<b>HPA021319</b>	polyclonal	IF, IHC	human	13	

## All Photos (4) **Anti-SAMD13 antibody produced in rabbit**




Product No.	Clonality	Application	Species Reactivity	Citations	SDS
<b>HPA058929</b>	polyclonal	IF, IHC	human		

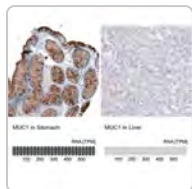


## **Anti-SAMD9L antibody produced in rabbit**

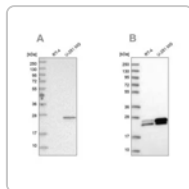
**Synonym(s):** Anti-Sterile alpha motif domain-containing protein 9-like

## All Photos (17)

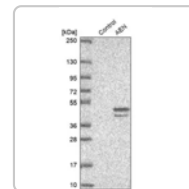
Product No.	Clonality	Application	Species Reactivity	Citations	SDS
<b>HPA019488</b>	polyclonal	IHC	human	3	
<b>HPA019465</b>	polyclonal	IHC	human	4	
<b>HPA019461</b>	polyclonal	IF, IHC	human	4	



Sigma-Aldrich  
**AMAB91533**  
Monoclonal  
Anti-MUC1...



Sigma-Aldrich  
**HPA028118**  
Anti-GUK1



Sigma-Aldrich  
**HPA0485**  
Anti-AEN  
antibody.

[View Price and Availability](#)

[View Price and Availability](#)

[View Price and Availability](#)

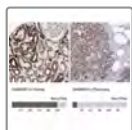


### Anti-SAMHD1 antibody produced in rabbit

**Synonym(s):** Anti-AGS5, Anti-HDDC1, Anti-MOP-5, Anti-Mg11, Anti-SAM domain and HD domain 1

**All**  
**Photos** (5)

Product No.	Clonality	Application	Species Reactivity	Citations	SDS
<b>HPA047072</b>	polyclonal	IF, IHC	human	1	




### Anti-SAMM50 antibody produced in rabbit

**Synonym(s):** Anti-CGI-51, Anti-OMP85, Anti-TOB55, Anti-TRG-3, Anti-YNL026W, Anti-sorting and assembly machinery component 50 homolog (S. cerevisiae)

**All**  
**Photos** (9)

Product No.	Clonality	Application	Species Reactivity	Citations	SDS
<b>HPA034537</b>	polyclonal	IF, IHC	rat, mouse, human	4	



### Anti-SAP30BP antibody produced in rabbit

**Synonym(s):** Anti-HCNGP, Anti-HTRG, Anti-HTRP

**All Photos** (4)

Product No.	Clonality	Application	Species Reactivity	Citations	SDS
<b>HPA052943</b>	polyclonal	IF, IHC	human		




### Anti-SAR1A antibody produced in rabbit

**Synonym(s):** Anti-COPII-associated small GTPase, Anti-GTP-binding protein SAR1a





## All Photos (2)

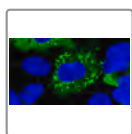
Product No.	Clonality	Application	Species Reactivity	Citations	SDS
<b>HPA006923</b>	polyclonal	IHC	human	2	



### **Anti-Sarcolipin Antibody, clone 1E10 ZooMAb<sup>®</sup> Rabbit Monoclonal**

## All Photos (13)



Product No.	Clonality	Application	Species Reactivity	Citations	SDS
<b>ZRB2009</b>	1E10, recombinant monoclonal	ICC, IHC, WB, affinity binding assay	rat, mouse		 



### **Anti-SARS-CoV-1/2 NP Antibody, clone 1C7C7 ZooMAb<sup>®</sup> Mouse Monoclonal**

**Synonym(s):** NC, Nucleocapsid protein, Protein N.

## All Photos (8)



Product No.	Clonality	Application	Species Reactivity	Citations	SDS
<b>ZMS1075</b>	1C7C7, recombinant monoclonal	FACS, ICC, WB, affinity binding assay	SARS virus	16	 




### **Anti-SARS-CoV-1/2 S Protein Antibody, clone 2B3E5 ZooMAb<sup>®</sup> Mouse Monoclonal**

**Synonym(s):** Coronavirus S protein, Cov-2 S protein, E2, Peplomer protein, S glycoprotein, SARS-CoV 1/2 Spike glycoprotein

## All Photos (9)

Product No.	Clonality	Application	Species Reactivity	Citations	SDS
<b>ZMS1076</b>	2B3E5, recombinant monoclonal	ELISA, FACS, WB, affinity binding assay	SARS virus	7	 






## Anti-SARS-CoV-1/2 S Protein Antibody, clone hu2B3E5 ZooMAb<sup>®</sup> Chimeric Monoclonal

**Synonym(s):** Coronavirus S protein, Cov-2 S protein, E2, Peplomer protein, S glycoprotein, SARS-CoV 1/2 Spike glycoprotein

[All](#)

[Photos](#) (10)



Product No.	Clonality	Application	Species Reactivity	Citations	SDS
<b>ZHU1076</b>	hu2B3E5, recombinant monoclonal	ELISA, FACS, WB, affinity binding assay	SARS virus	3	 

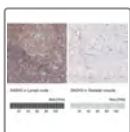


## Anti-SARS-CoV-1/2 S protein CR3022 Antibody ZooMAb<sup>®</sup> Human Monoclonal

[All](#)

[Photos](#) (8)


Product No.	Clonality	Application	Species Reactivity	Citations	SDS
<b>ZHU1077</b>	CR3022, recombinant monoclonal	EIA, ELISA, FACS, Neutral, WB, affinity binding assay	SARS virus		 



## ANTI-SASH3 antibody produced in rabbit

**Synonym(s):** Anti-CXorf9, Anti-SASH3, Anti-SH3 protein expressed in lymphocytes homolog

[All Photos](#) (6)

Product No.	Clonality	Application	Species Reactivity	Citations	SDS
<b>HPA001085</b>	polyclonal	IHC	human	3	





## Anti-SAT2 antibody produced in rabbit

**Synonym(s):** Anti-Diamine acetyltransferase 2, Anti-Polyamine N-acetyltransferase 2, Anti-Spermidine/spermine N(1, Anti-Thialysine N-epsilon-acetyltransferase

[All](#)


[Photos](#) (13)

Product No.	Clonality	Application	Species Reactivity	Citations	SDS
<a href="#">HPA057096</a>	polyclonal	IHC	human		
<a href="#">HPA022136</a>	polyclonal	IHC	human		



### Anti-SATB1 antibody produced in rabbit

[All Photos](#) (4)



Product No.	Clonality	Application	Species Reactivity	Citations	SDS
<a href="#">HPA070534</a>	polyclonal	IF, IHC	human		



### Anti-SATB2 antibody produced in rabbit

**Synonym(s):** Anti-FLJ21474, Anti-KIAA1034, Anti-SATB homeobox 2, Anti-APXL3, Anti-KIAA1481, Anti-SHRM, Anti-ShrmL



[All Photos](#) (17)

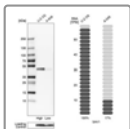
Product No.	Clonality	Application	Species Reactivity	Citations	SDS
<a href="#">HPA029543</a>	polyclonal	IF, IHC	human	1	
<a href="#">HPA001042</a>	polyclonal	IHC	human	10	



### Anti-SATB2 Antibody, clone 1H17 ZooMAb<sup>®</sup> Rabbit Monoclonal

[All Photos](#) (17)

Product No.	Clonality	Application	Species Reactivity	Citations	SDS
<a href="#">ZRB1342</a>	1H17, monoclonal recombinant monoclonal	ICC, IHC (p), WB, affinity binding assay	rat, mouse, human		 

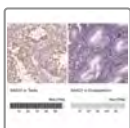


## Anti-SAV1 antibody produced in rabbit

**Synonym(s):** Anti-WW45, Anti-WWP4, Anti-salvador, Anti-salvador homolog 1 (Drosophila)

[All Photos](#) (4)

Product No.	Clonality	Application	Species Reactivity	Citations	SDS
<a href="#">HPA001808</a>	polyclonal	IF, IHC	human	4	



## Anti-SAXO1 antibody produced in rabbit

**Synonym(s):** Anti-C9orf138, Anti-FAM154A, Anti-MGC35182

[All Photos](#) (4)

Product No.	Clonality	Application	Species Reactivity	Citations	SDS
<a href="#">HPA023899</a>	polyclonal	IHC	human	1	

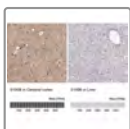


## Anti-SAXO2 antibody produced in rabbit

**Synonym(s):** Anti-DKFZp666G057, Anti-FAM154B

[All Photos](#) (8)

Product No.	Clonality	Application	Species Reactivity	Citations	SDS
<a href="#">HPA040833</a>	polyclonal	IHC	human		
<a href="#">HPA040487</a>	polyclonal	IF, IHC	human		

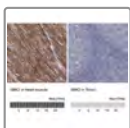


## Anti-S100B antibody produced in rabbit

**Synonym(s):** Anti-Protein S100-B, Anti-S-100 protein beta chain, Anti-S-100 protein subunit beta, Anti-S100 calcium-binding protein B


[All Photos](#) (7)

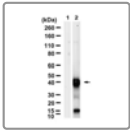
Product No.	Clonality	Application	Species Reactivity	Citations	SDS
<a href="#">HPA015768</a>	polyclonal	IF, IHC	human	24	



## Anti-SBK2 antibody produced in rabbit



[All Photos](#) (5)

Product No.	Clonality	Application	Species Reactivity	Citations	SDS
<b>HPA030631</b>	polyclonal	IHC	human	1	



## Anti-SBP-tag Antibody, clone 20 ZooMAb<sup>®</sup> Mouse Monoclonal



**All Photos** (2)

Product No.	Clonality	Application	Species Reactivity	Citations	SDS
<b>ZMS1106</b>	20, recombinant monoclonal	IP, WB	all		 



## Anti-SBSN antibody produced in rabbit

**All Photos** (15)




Product No.	Clonality	Application	Species Reactivity	Citations	SDS
<b>HPA062568</b>	polyclonal	IHC	human		
<b>HPA067734</b>	polyclonal	IF, IHC	human	1	



## Anti-SCA-1/LY6A-E Antibody, clone 1J4-H2 ZooMAb<sup>®</sup> Rabbit Monoclonal

**Synonym(s):** Anti-Claudin-5 Antibody, clone 3H12 ZooMAb<sup>®</sup> Rabbit Monoclonal

**All Photos** (8)

Product No.	Clonality	Application	Species Reactivity	Citations	SDS
<b>ZRB2309</b>	1J4-H2, recombinant monoclonal	FACS, ICC, IHC, WB, affinity binding assay	human, mouse		  



### Anti-SCAF4 antibody produced in rabbit

**Synonym(s):** Anti-DKFZp434E098, Anti-KIAA1172, Anti-SCAF4, Anti-SFRS15, Anti-SRA4, Anti-splicing factor, arginine/serine-rich 15, Anti-CTD-binding SR-like protein RA4, Anti-Splicing factor, arginine/serine-rich 15

All

Photos (31)

Product No.	Clonality	Application	Species Reactivity	Citations	SDS
<a href="#">HPA028807</a>	polyclonal	IF, IHC	mouse, human		
<a href="#">HPA021504</a>	polyclonal	IF, IHC	human		
<a href="#">HPA018319</a>	polyclonal	IF, IHC	human	5	
<a href="#">HPA018668</a>	polyclonal	IF, IHC	human	5	

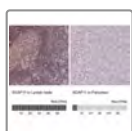


### Anti-SCAF8 antibody produced in rabbit

**Synonym(s):** Anti-KIAA1116, Anti-RBM16, Anti-RNA binding motif protein 16

All Photos (13)

Product No.	Clonality	Application	Species Reactivity	Citations	SDS
<a href="#">HPA035602</a>	polyclonal	IF, IHC	human		
<a href="#">HPA035601</a>	polyclonal	IF, IHC	human		



### Anti-SCAF11 antibody produced in rabbit

**Synonym(s):** Anti-CASP11, Anti-SFRS2IP, Anti-SIP1, Anti-SRRP129, Anti-Splicing factor, arginine/serine-rich 2, interacting protein

All

Photos (6)


Product No.	Clonality	Application	Species Reactivity	Citations	SDS
<a href="#">HPA045456</a>	polyclonal	IF, WB	human		
<a href="#">HPA038862</a>	polyclonal	IF, IHC	human	2	

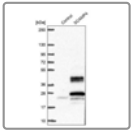


### Anti-SCAMP5 antibody produced in rabbit

**Synonym(s):** Anti-MGC24969, Anti-secretory carrier membrane protein 5

All Photos (6)


Product No.	Clonality	Application	Species Reactivity	Citations	SDS
<b>HPA046645</b>	polyclonal	IHC	human		

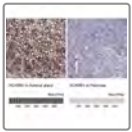


### Anti-SCAMP4 antibody produced in rabbit

**Synonym(s):** Anti-Fij33847, Anti-Secretory carrier membrane protein 4

[All Photos](#) (3)


Product No.	Clonality	Application	Species Reactivity	Citations	SDS
<b>HPA043284</b>	polyclonal	IF, IHC	human		



### Anti-SCARB1

**Synonym(s):** CD36L1, CLA-1, CLA1, SR-BI, SRB1

[All Photos](#) (3)

Product No.	Clonality	Application	Species Reactivity	Citations	SDS
<b>HPA072449</b>	polyclonal	IHC	human		


All

## Anti-SCARB2 antibody produced in rabbit

Photos

(3)

**Synonym(s):** Anti-85 kDa lysosomal membrane sialoglycoprotein, Anti-CD36 antigen-like 2, Anti-LGP85, Anti-LIMP II, Anti-Lysosome membrane protein 2, Anti-Lysosome membrane protein II, Anti-Scavenger receptor class B member 2

Product No.	Clonality	Application	Species Reactivity	Citations	SDS
<b>HPA018014</b>	polyclonal	IHC	human	3	





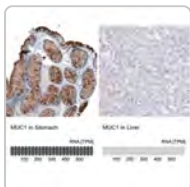
## Anti-SCARB1 Antibody, clone 3B15 ZooMAb® Rabbit Monoclonal

**Synonym(s):** CD36, CD36 antigen-like 1, CLA-1, Collagen type I receptor thrombospondin receptor-like 1, LIMP II analogous 1, SR-BI, SRB1, Scavenger receptor class B member 1

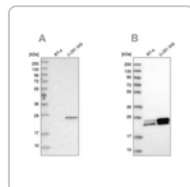
All

Photos (8)

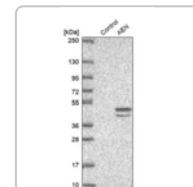
Product No.	Description	SDS
	recombinant, expressed in HEK 293 cells	 



Sigma-Aldrich  
**AMAB91533**  
Monoclonal  
Anti-MUC1...

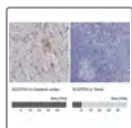


Sigma-Aldrich  
**HPA028118**  
Anti-GUK1



Sigma-Aldrich  
**HPA0485**  
Anti-AEN  
antibody.





## Anti-SCCPDH antibody produced in rabbit

[All Photos](#) (4)

Product No.	Clonality	Application	Species Reactivity	Citations	SDS
<b>HPA076030</b>	polyclonal	IF, IHC, WB	human		



## Anti-SCD Antibody, clone 2C2 ZooMAb<sup>®</sup> Rabbit Monoclonal

**Synonym(s):** Anti-Cav3.2 Antibody, clone 1D17 ZooMAb<sup>®</sup> Rabbit Monoclonal

[All Photos](#) (7)

Product No.	Clonality	Application	Species Reactivity	Citations	SDS
<b>ZRB1959</b>	2C2, recombinant monoclonal	ICC, IHC, WB, affinity binding assay	human		




## Anti-SCEL antibody produced in rabbit

**Synonym(s):** Anti-Flj21667, Anti-Mgc22531, Anti-Sciellin

[All Photos](#) (16)

Product No.	Clonality	Application	Species Reactivity	Citations	SDS
<b>HPA040154</b>	polyclonal	IHC	human	1	
<b>HPA039737</b>	polyclonal	IHC	human		



## Anti-SCFD2 antibody produced in rabbit

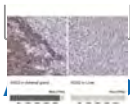
**Synonym(s):** Anti-FLJ39514, Anti-STXBP1L1, Anti-Sec1 family domain containing 2

[All Photos](#) (11)

Product No.	Clonality	Application	Species Reactivity	Citations	SDS
<b>HPA036527</b>	polyclonal	IHC	human		
<b>HPA036526</b>	polyclonal	IF, IHC	human	1	



## Anti-SCG2



**Synonym(s):** CHGC, SN, SgII

[Photos](#) (7)

Product No.	Clonality	Application	Species Reactivity	Citations	SDS
<a href="#">HPA075062</a>	polyclonal	IHC	human		



### Anti-SCG2 antibody produced in rabbit

**Synonym(s):** Anti-Chromogranin-C, Anti-Secretogranin II, Anti-Secretogranin-2 precursor, Anti-SgII

[All Photos](#) (7)

Product No.	Clonality	Application	Species Reactivity	Citations	SDS
<a href="#">HPA011893</a>	polyclonal	IHC	human	4	

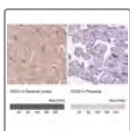


### Anti-SCG5 antibody produced in rabbit

**Synonym(s):** 7B2, SGNE1, SgV, Anti-Neuroendocrine protein 7B2 precursor, Anti-Pituitary polypeptide, Anti-Secretogranin V, Anti-Secretogranin-5, Anti-Secretory granule endocrine protein I

[All Photos](#) (16)

Product No.	Clonality	Application	Species Reactivity	Citations	SDS
<a href="#">HPA074618</a>	polyclonal	IHC	human		
<a href="#">HPA013136</a>	polyclonal	IHC	human	5	



### Anti-SCG3 antibody produced in rabbit

**Synonym(s):** Anti-Secretogranin III antibody produced in rabbit, Anti-Secretogranin-3 precursor antibody produced in rabbit, Anti-SgIII antibody produced in rabbit

[All Photos](#) (5)


Product No.	Clonality	Application	Species Reactivity	Citations	SDS
<a href="#">HPA006880</a>	polyclonal	IHC	human	5	

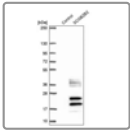


### Anti-SCGB2A1 antibody produced in rabbit

**Synonym(s):** Anti-KIAA1006, Anti-LLGL4, Anti-LPHC, Anti-MGB2, Anti-MGC71973, Anti-UGB3, Anti-secretoglobin, family 2A, member 1

[All Photos](#) (7)


Product No.	Clonality	Application	Species Reactivity	Citations	SDS
<a href="#">HPA034584</a>	polyclonal	IHC	human		




### Anti-SCGB2B2 antibody produced in rabbit

**Synonym(s):** Anti-SCGB4A2, Anti-SCGBL

[All Photos](#) (2)


Product No.	Clonality	Application	Species Reactivity	Citations	SDS
<a href="#">HPA046806</a>	polyclonal	IHC	human		



### Anti-SCIMP antibody produced in rabbit

**Synonym(s):** Anti-C17orf87, Anti-DTFT5783, Anti-FLJ32580, Anti-MGC163426, Anti-MGC163428, Anti-UNQ5783

[All Photos](#) (4)



Product No.	Clonality	Application	Species Reactivity	Citations	SDS
<a href="#">HPA006117</a>	polyclonal	IHC	human	1	

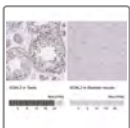


### Anti-SCIN antibody produced in rabbit

**Synonym(s):** Anti-Adseverin, Anti-Scinderin


[All Photos](#) (7)

Product No.	Clonality	Application	Species Reactivity	Citations	SDS
<a href="#">HPA024264</a>	polyclonal	IHC	human	2	
<a href="#">HPA020518</a>	polyclonal	IHC	human	4	




### Anti-SCML2 antibody produced in rabbit

[All Photos](#) (3)

Product No.	Clonality	Application	Species Reactivity	Citations	SDS
<a href="#">HPA064713</a>	polyclonal	IHC	human		



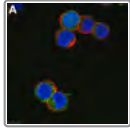
### Anti-SCML1 antibody produced in rabbit



**Synonym(s):** Anti-sex comb on midleg-like 1 (Drosophila), Anti-Sex comb on midleg-like 1 (*Drosophila*)

(7)

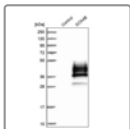
Product No.	Clonality	Application	Species Reactivity	Citations	SDS
<b>HPA035271</b>	polyclonal	IHC	human	1	
<b>HPA035270</b>	polyclonal	IF, IHC	human		



**Anti-SCN2A Antibody, clone 3F19 ZooMAb<sup>®</sup> Rabbit Monoclonal**

**All Photos** (8)

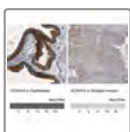
Product No.	Clonality	Application	Species Reactivity	Citations	SDS
<b>ZRB1300</b>	3F19, recombinant monoclonal	ICC, WB, affinity binding assay	human		



**Anti-SCN4B antibody produced in rabbit**

**All Photos** (5)

Product No.	Clonality	Application	Species Reactivity	Citations	SDS
<b>HPA017293</b>	polyclonal	IHC	human	6	




**Anti-SCNN1A antibody produced in rabbit**

**Synonym(s):** Anti-Alpha-ENaC, Anti-Alpha-NaCH, Anti-Amiloride-sensitive sodium channel subunit alpha, Anti-Epithelial Na(+) channel subunit alpha, Anti-Nonvoltage-gated sodium channel 1 subunit alpha, Anti-SCNEA

**All Photos** (3)


Product No.	Clonality	Application	Species Reactivity	Citations	SDS
<b>HPA012743</b>	polyclonal	IHC	human	6	

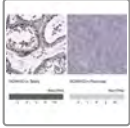


**Anti-SCNN1B antibody produced in rabbit**

**Synonym(s):** Anti-Amiloride-sensitive sodium channel subunit beta, Anti-Beta-ENaC, Anti-Beta-NaCH, Anti-ENaCB, Anti-Epithelial Na(+) channel subunit beta, Anti-Nonvoltage-gated sodium channel 1 subunit beta, Anti-SCNEB

## All Photos (2)


Product No.	Clonality	Application	Species Reactivity	Citations	SDS
<a href="#">HPA015612</a>	polyclonal	IHC	human	7	

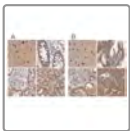


### Anti-SCNN1D antibody produced in rabbit

**Synonym(s):** Anti-ENaC $\delta$ , Anti-dNaCh, Anti-sodium channel, nonvoltage-gated 1,  $\delta$

## All Photos (4)



Product No.	Clonality	Application	Species Reactivity	Citations	SDS
<a href="#">HPA026884</a>	polyclonal	IF, IHC	human		



### Anti-SCO1 antibody produced in rabbit

**Synonym(s):** Anti-Protein SCO1 homolog, mitochondrial

## All Photos (12)



Product No.	Clonality	Application	Species Reactivity	Citations	SDS
<a href="#">HPA021579</a>	polyclonal	IHC	human		
<a href="#">HPA021565</a>	polyclonal	IHC	human	5	



### Anti-SCP2 antibody produced in rabbit

**Synonym(s):** Anti-sterol carrier protein 2, Anti-NSL-TP, Anti-Non-specific lipid-transfer protein, Anti-Propanoyl-CoA C-acyltransferase, Anti-SCP-2, Anti-SCP-chi, Anti-SCPX, Anti-Sterol carrier protein 2, Anti-Sterol carrier protein X



## All Photos (10)

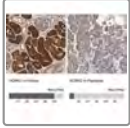
Product No.	Clonality	Application	Species Reactivity	Citations	SDS
<a href="#">HPA027317</a>	polyclonal	IF, IHC	human		
<a href="#">HPA027135</a>	polyclonal	IF, IHC	mouse, human, rat		



### Anti-SCP-3 Antibody, clone 3M19 ZooMAb<sup>®</sup> Rabbit Monoclonal

## All Photos (16)


Product No.	Clonality	Application	Species Reactivity	Citations	SDS
<b>ZRB2350</b>	3M19, recombinant monoclonal	ICC, IF, IHC (p), WB, affinity binding assay	human		 

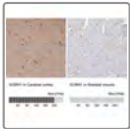


### Anti-SCRN2 antibody produced in rabbit

**Synonym(s):** Anti-Secernin-2

[All Photos](#) (5)


Product No.	Clonality	Application	Species Reactivity	Citations	SDS
<b>HPA022934</b>	polyclonal	IF, IHC	human	1	

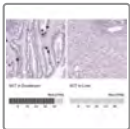


### Anti-SCRN1 antibody produced in rabbit

**Synonym(s):** Anti-Secernin-1

[All Photos](#) (5)


Product No.	Clonality	Application	Species Reactivity	Citations	SDS
<b>HPA024517</b>	polyclonal	IF, IHC	human	1	




### Anti-SCT antibody produced in rabbit

**Synonym(s):** Anti-secretin

[All Photos](#) (3)


Product No.	Clonality	Application	Species Reactivity	Citations	SDS
<b>HPA050961</b>	polyclonal	IHC	human		




### Anti-SCYL3 antibody produced in rabbit

**Synonym(s):** Anti-Ezrin-binding protein PACE-1, Anti-Protein-associating with the carboxyl-terminal domain of ezrin, Anti-SCY1-like protein 3

[All Photos](#) (2)

Product No.	Clonality	Application	Species Reactivity	Citations	SDS
<b>HPA005624</b>	polyclonal	IHC	human	1	




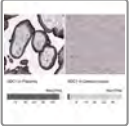
## Anti-SDC4 antibody produced in rabbit

**Synonym(s):** Anti-Amphiglycan antibody produced in rabbit, Anti-Ryudocan core protein antibody produced in rabbit, Anti-SYND4 antibody produced in rabbit, Anti-Syndecan-4 precursor antibody produced in rabbit

[All](#)

[Photos \(3\)](#)



Product No.	Clonality	Application	Species Reactivity	Citations	SDS
<a href="#">HPA005716</a>	polyclonal	IF, IHC, WB	human	7	




## Anti-SDC1 antibody produced in rabbit

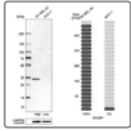
**Synonym(s):** Anti-CD138 antigen, Anti-SYND1, Anti-Syndecan-1 precursor

[All Photos \(9\)](#)

Product No.	Clonality	Application	Species Reactivity	Citations	SDS
<a href="#">HPA067477</a>	polyclonal	IF, IHC, WB	human		
<a href="#">HPA006185</a>	polyclonal	IF, IHC	human	17	

**All Photos (3) Anti-SDCBP2**  
**Synonym(s):** SITAC18, ST-2


Product No.	Clonality	Application	Species Reactivity	Citations	SDS
<b>HPA064490</b>	polyclonal	IHC	human		

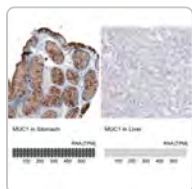


**Anti-SDCBP antibody produced in rabbit**

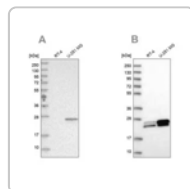
**Synonym(s):** Anti-MDA-9, Anti-Melanoma differentiation-associated protein 9, Anti-Pro-TGF-alpha cytoplasmic domain-interacting protein 18, Anti-Scaffold protein Pbp1, Anti-Syndecan-binding protein 1, Anti-Syntenin-1, Anti-TACIP18

**All Photos (6)**

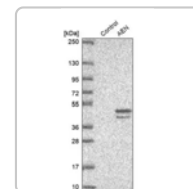
Product No.	Clonality	Application	Species Reactivity	Citations	SDS
<b>HPA023840</b>	polyclonal	IF, IHC	human	2	



Sigma-Aldrich  
**AMAB91533**  
 Monoclonal  
 Anti-MUC1...



Sigma-Aldrich  
**HPA028118**  
 Anti-GUK1



Sigma-Aldric  
**HPA0485**  
 Anti-AEN  
 antibody.



**Anti-SDF4 antibody produced in rabbit**






**Synonym(s):** Anti-Cab45, Anti-stromal cell derived factor 4

[All Photos](#) (4)

Product No.	Clonality	Application	Species Reactivity	Citations	SDS
<a href="#">HPA011249</a>	polyclonal	IF, IHC	human	3	




### Anti-SDHA antibody produced in rabbit

**Synonym(s):** Anti-FP, Anti-SDH2, Anti-SDHF

[All Photos](#) (5)


Product No.	Clonality	Application	Species Reactivity	Citations	SDS
<a href="#">HPA064582</a>	polyclonal	IF	human		
<a href="#">HPA041981</a>	polyclonal	IF, IHC	human	1	



### Anti-SDHA Antibody, clone 1G16 ZooMAb<sup>®</sup> Rabbit Monoclonal

[All Photos](#) (10)

Product No.	Clonality	Application	Species Reactivity	Citations	SDS
<a href="#">ZRB1772</a>	1G16, recombinant monoclonal	ICC, IHC, WB	rat, human, mouse		

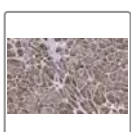


### Anti-SDHAF4 antibody produced in rabbit

**Synonym(s):** Anti-C6orf57, Anti-Sdh8



[All Photos](#) (6)

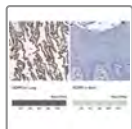
Product No.	Clonality	Application	Species Reactivity	Citations	SDS
<a href="#">HPA031824</a>	polyclonal	IF, IHC	human	1	



### Anti-SDHB Antibody, clone 1H11 ZooMAb<sup>®</sup> Rabbit Monoclonal

[All Photos](#) (14)


Product No.	Clonality	Application	Species Reactivity	Citations	SDS
<b>ZRB1396</b>	1H11, recombinant monoclonal	IF, IHC (p), WB, affinity binding assay	mouse, rat, human		 

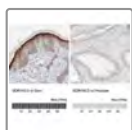


### Anti-SDPR antibody produced in rabbit

**Synonym(s):** Anti-Cavin-2, Anti-Ps-p68, Anti-Sdr, Anti-Serum deprivation response

[All Photos \(6\)](#)


Product No.	Clonality	Application	Species Reactivity	Citations	SDS
<b>HPA039325</b>	polyclonal	IHC	human	5	



### Anti-SDR16C5 antibody produced in rabbit

**Synonym(s):** Anti-EPHD-2, Anti-Epidermal retinal dehydrogenase 2, Anti-RDH-E2, Anti-Retinal short chain dehydrogenase reductase 2, Anti-retSDR2

[All Photos \(7\)](#)



Product No.	Clonality	Application	Species Reactivity	Citations	SDS
<b>HPA025224</b>	polyclonal	IHC	human	2	



### Anti-SEC63 antibody produced in rabbit

**Synonym(s):** Anti-DNAJC23, Anti-ERdj2, Anti-PRO2507, Anti-SEC63L, Anti-SEC63 homolog (S. cerevisiae)

[All Photos \(10\)](#)


Product No.	Clonality	Application	Species Reactivity	Citations	SDS
<b>HPA060535</b>	polyclonal	IHC	human		
<b>HPA053295</b>	polyclonal	IF, IHC	human		

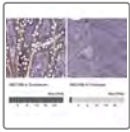


### Anti-SEC31A antibody produced in rabbit

**Synonym(s):** Anti-SEC31 homolog A isoform 4 antibody produced in rabbit

[All Photos \(5\)](#)


Product No.	Clonality	Application	Species Reactivity	Citations	SDS
<a href="#">HPA005457</a>	polyclonal	IF, IHC	human	9	



### Anti-SEC16B

**Synonym(s):** LZTR2, PGPR-p117, RGPR, Sec16S



[All Photos](#) (3)

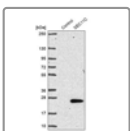
Product No.	Clonality	Application	Species Reactivity	Citations	SDS
<a href="#">HPA072913</a>	polyclonal	IHC	human		



### Anti-SEC61B Antibody, clone 1G14 ZooMAb<sup>®</sup> Rabbit Monoclonal

[All Photos](#) (8)


Product No.	Clonality	Application	Species Reactivity	Citations	SDS
<a href="#">ZRB1511</a>	1G14, recombinant monoclonal	ELISA, IHC (p), WB	rat, human		 



### Anti-SEC11C antibody produced in rabbit

**Synonym(s):** Anti-SEC11 homolog C (*S. cerevisiae*), Anti-SEC11L3, Anti-SPC21, Anti-SPCS4C

[All Photos](#) (6)


Product No.	Clonality	Application	Species Reactivity	Citations	SDS
<a href="#">HPA026816</a>	polyclonal	IHC	human	5	



### Anti-SEC24C antibody produced in rabbit

**Synonym(s):** Anti-Kiaa0079, Anti-Sec24 family, member c (*S. cerevisiae*)



[All Photos](#) (4)

Product No.	Clonality	Application	Species Reactivity	Citations	SDS
<a href="#">HPA040196</a>	polyclonal	IF, IHC	human	3	



### Anti-SEC23IP antibody produced in rabbit



**All Photos** (10)

Product No.	Clonality	Application	Species Reactivity	Citations	SDS
<b>HPA043305</b>	polyclonal	IF	human		
<b>HPA038403</b>	polyclonal	IF, IHC	human, rat, mouse	1	



**Anti-SEH1L Antibody, clone 1E11 ZooMAb<sup>®</sup> Rabbit Monoclonal**

**All Photos** (11)



Product No.	Clonality	Application	Species Reactivity	Citations	SDS
<b>ZRB1930</b>	1E11, recombinant monoclonal	ICC, IHC, WB, affinity binding assay	human		 

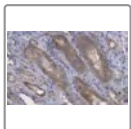


**Anti-SELENBP1 antibody produced in rabbit**

**Synonym(s):** Anti-56 kDa selenium-binding protein, Anti-SP56, Anti-Selenium-binding protein 1



**All Photos** (14)

Product No.	Clonality	Application	Species Reactivity	Citations	SDS
<b>HPA011731</b>	polyclonal	IF, IHC	human	3	
<b>HPA005741</b>	polyclonal	IHC	human	5	




**Anti-Selenoprotein P Antibody, clone 2G23 ZooMAb<sup>®</sup> Rabbit Monoclonal**

**All Photos** (11)

Product No.	Clonality	Application	Species Reactivity	Citations	SDS
<b>ZRB1020</b>	2G23, recombinant monoclonal	ICC, IHC (p), WB, affinity	human		 


Product No.	Clonality	Application	Species Reactivity	Citations	SDS
		binding assay			



### Anti-SELENOS antibody produced in rabbit

[All Photos](#) (7)

Product No.	Clonality	Application	Species Reactivity	Citations	SDS
<b>HPA010025</b>	polyclonal	IF, IHC	human	16	

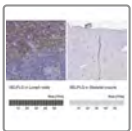


### Anti-SELP antibody produced in rabbit

**Synonym(s):** Anti-CD62P antigen antibody produced in rabbit, Anti-GMP-140 antibody produced in rabbit, Anti-Granule membrane protein 140 antibody produced in rabbit, Anti-LECAM3 antibody produced in rabbit, Anti-Leukocyte-endothelial cell adhesion molecule 3 antibody produced in rabbit, Anti-P-selectin precursor antibody produced in rabbit, Anti-PADGEM antibody produced in rabbit

[All Photos](#) (6)

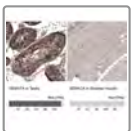
Product No.	Clonality	Application	Species Reactivity	Citations	SDS
<b>HPA005990</b>	polyclonal	IHC, WB	human	4	
<b>HPA002655</b>	polyclonal	IHC, WB	human	2	



### Anti-SELPLG antibody produced in rabbit

[All Photos](#) (3)

Product No.	Clonality	Application	Species Reactivity	Citations	SDS
<b>HPA069062</b>	polyclonal	IF, IHC	human		



### Anti-SEMA7A antibody produced in rabbit

**Synonym(s):** Anti-Cd108, Anti-H-sema-I, Anti-Semal, Anti-Semaphorin 7a, gpi membrane anchor (john milton hagen blood group)

[All Photos](#) (5)

Product No.	Clonality	Application	Species Reactivity	Citations	SDS
<b>HPA042273</b>	polyclonal	IHC	human		



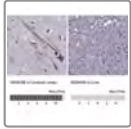
### Anti-SEMA6B antibody produced in rabbit



**Synonym(s):** Anti-SEM-SEMA-Y, Anti-SEMA-VIB, Anti-SEMAN, Anti-semaZ

[All Photos](#) (3)

Product No.	Clonality	Application	Species Reactivity	Citations	SDS
<a href="#">HPA055778</a>	polyclonal	IHC	human		



### Anti-SEMA5B antibody produced in rabbit

[All Photos](#) (4)

Product No.	Clonality	Application	Species Reactivity	Citations	SDS
<a href="#">HPA066548</a>	polyclonal	IF, IHC	human	1	



### Anti-SEMG1

**Synonym(s):** CT103, SEMG

[All Photos](#) (7)

Product No.	Clonality	Application	Species Reactivity	Citations	SDS
<a href="#">HPA064892</a>	polyclonal	IHC	human		



### Anti-SEMG2 antibody produced in rabbit

**Synonym(s):** Anti-SGII, Anti-Semenogelin II

[All Photos](#) (16)

Product No.	Clonality	Application	Species Reactivity	Citations	SDS
<a href="#">HPA042767</a>	polyclonal	IHC, WB	human		
<a href="#">HPA042835</a>	polyclonal	IHC	human	1	




### Anti-SEMG1 antibody produced in rabbit

**Synonym(s):** Anti-Ct103, Anti-Semenogelin i, Anti-Semg

[All Photos](#) (7)

Product No.	Clonality	Application	Species Reactivity	Citations	SDS
<a href="#">HPA042476</a>	polyclonal	IHC	human		




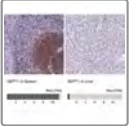
## Anti-SENP8 antibody produced in rabbit

**Synonym(s):** Anti-DEN1, Anti-HsT17512, Anti-NEDP1, Anti-PRSC2, Anti-SUMO/sentrin specific peptidase family member 8

**All**

**Photos** (3)



Product No.	Clonality	Application	Species Reactivity	Citations	SDS
<b>HPA036273</b>	polyclonal	IF, IHC	human		



## Anti-SEPT1 antibody produced in rabbit

**Synonym(s):** Anti-Diff6, Anti-Pnutl3, Anti-Septin 1

**All Photos** (8)



Product No.	Clonality	Application	Species Reactivity	Citations	SDS
<b>HPA073635</b>	polyclonal	IF, IHC	human		
<b>HPA041566</b>	polyclonal	IHC	human		

All

### Anti-SEPT4 antibody produced in rabbit

Photos (10)

**Synonym(s):** Anti-Bradeion beta, Anti-Brain protein H5, Anti-CE5B3 beta, Anti-Cell division control-related protein 2, Anti-Cerebral protein 7, Anti-Peanut-like protein 2, Anti-Septin-4, Anti-hCDCREL-2

Product No.	Clonality	Application	Species Reactivity	Citations	SDS
<b>HPA021587</b>	polyclonal	IHC	human		
<b>HPA022905</b>	polyclonal	IF, IHC	human	6	





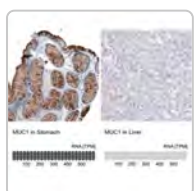
### Anti-SEPT7 antibody produced in rabbit

**Synonym(s):** Anti-BRICD4, Anti-CDC10, Anti-CDC3, Anti-ChM1L, Anti-SEPT7A, Anti-TEM, Anti-myodulin, Anti-septin 7, Anti-tendin

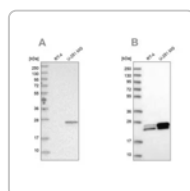
All

Photos (19)

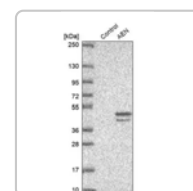
Product No.	Clonality	Application	Species Reactivity	Citations	SDS
<b>HPA023309</b>	polyclonal	IF, IHC	human, rat, mouse	4	
<b>HPA029524</b>	polyclonal	IF, IHC	human	7	



Sigma-Aldrich  
**AMAB91533**  
Monoclonal  
Anti-MUC1...




Sigma-Aldrich  
**HPA028118**  
Anti-GUK1



Sigma-Aldric  
**HPA0485**  
Anti-AEN  
antibody.




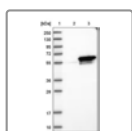


### Anti-SEPT2 antibody produced in rabbit

**Synonym(s):** Anti-Protein NEDD5, Anti-Septin-2

[All Photos](#) (7)


Product No.	Clonality	Application	Species Reactivity	Citations	SDS
<a href="#">HPA018481</a>	polyclonal	IF, IHC	mouse, human, rat	20	

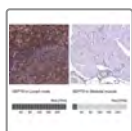


### Anti-Sept6 antibody produced in rabbit

**Synonym(s):** Anti-Septin-6

[All Photos](#) (3)


Product No.	Clonality	Application	Species Reactivity	Citations	SDS
<a href="#">HPA005665</a>	polyclonal	IHC	human	4	

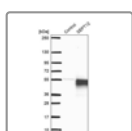


### Anti-SEPT9 antibody produced in rabbit

**Synonym(s):** Anti-AF17q25, Anti-KIAA0991, Anti-MSF, Anti-MSF1, Anti-PNUTL4, Anti-SeptD1, Anti-septin 9

[All Photos](#) (8)


Product No.	Clonality	Application	Species Reactivity	Citations	SDS
<a href="#">HPA042564</a>	polyclonal	IF, IHC	human	9	



### Anti-SEPT12 antibody produced in rabbit

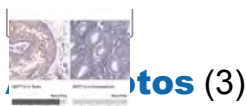
**Synonym(s):** Anti-FIj25410, Anti-Septin 12

[All Photos](#) (2)


Product No.	Clonality	Application	Species Reactivity	Citations	SDS
<a href="#">HPA041128</a>	polyclonal	IF, IHC (p), WB	human	2	

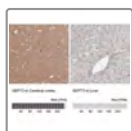


### Anti-SEPT14 antibody produced in rabbit



Photos (3)


Product No.	Clonality	Application	Species Reactivity	Citations	SDS
<a href="#">HPA073255</a>	polyclonal	IHC	human		

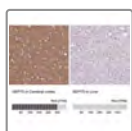


### Anti-Sept3 antibody produced in rabbit

**Synonym(s):** Anti-Neuronal-specific septin-3



[All Photos](#) (4)

Product No.	Clonality	Application	Species Reactivity	Citations	SDS
<a href="#">HPA003548</a>	polyclonal	IHC	human	3	



### Anti-SEPT5 antibody produced in rabbit

[All Photos](#) (7)



Product No.	Clonality	Application	Species Reactivity	Citations	SDS
<a href="#">HPA063885</a>	polyclonal	IHC	human		
<a href="#">HPA029095</a>	polyclonal	IF, IHC	human		



### Anti-SEPT10 antibody produced in rabbit

**Synonym(s):** Anti-FLJ11619, Anti-septin 10

[All Photos](#) (7)


Product No.	Clonality	Application	Species Reactivity	Citations	SDS
<a href="#">HPA047860</a>	polyclonal	IF	human	1	
<a href="#">HPA056304</a>	polyclonal	IHC	human		

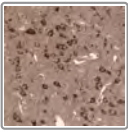


### Anti-SERINC2 antibody produced in rabbit

**Synonym(s):** Anti-FKSG84, Anti-PRO0899, Anti-TDE2, Anti-TDE2L, Anti-serine incorporator 2

[All Photos](#) (4)


Product No.	Clonality	Application	Species Reactivity	Citations	SDS
<a href="#">HPA005974</a>	polyclonal	IHC	human	3	



### Anti-SERINC1 antibody produced in rabbit

**Synonym(s):** Anti-KIAA1253, Anti-Serine incorporator 1, Anti-TDE1L, Anti-TDE2, Anti-TMS-2

[All Photos](#) (2)



Product No.	Clonality	Application	Species Reactivity	Citations	SDS
<a href="#">HPA035738</a>	polyclonal	IF, IHC, WB	human	1	

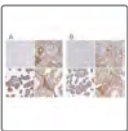


### Anti-SERPINA3 antibody produced in rabbit

**Synonym(s):** Anti- $\alpha$ -1-antichymotrypsin, Anti-Aact, Anti-Act, Anti-Serpin peptidase inhibitor, clade a ( $\alpha$ -1 antiproteinase, antitrypsin), member 3, Anti-ACT, Anti-Alpha-1-antichymotrypsin precursor, Anti-Cell growth-inhibiting gene 24/25 protein

[All Photos](#) (12)



Product No.	Clonality	Application	Species Reactivity	Citations	SDS
<a href="#">HPA000893</a>	polyclonal	IHC	human	2	
<a href="#">HPA002560</a>	polyclonal	IHC	human	6	



### Anti-SERPINA1 antibody produced in rabbit

**Synonym(s):** Anti-Alpha-1 protease inhibitor, Anti-Alpha-1-antiproteinase, Anti-Alpha-1-antitrypsin precursor, Anti-SPAAT


[All Photos](#) (18)

Product No.	Clonality	Application	Species Reactivity	Citations	SDS
<a href="#">HPA001292</a>	polyclonal	IF, IHC	human	1	
<a href="#">HPA000927</a>	polyclonal	IF, IHC	human	6	



### Anti-SERPINA5 antibody produced in rabbit

[All Photos](#) (3)



Product No.	Clonality	Application	Species Reactivity	Citations	SDS
<a href="#">HPA078846</a>	polyclonal	IF, IHC	human		



## Anti-SERPINB6 antibody produced in rabbit

**Synonym(s):** Anti-CAP antibody produced in rabbit, Anti-Cytoplasmic antiproteinase antibody produced in rabbit, Anti-PI-6 antibody produced in rabbit, Anti-Placental thrombin inhibitor antibody produced in rabbit, Anti-Protease inhibitor 6 antibody produced in rabbit, Anti-Serpin B6 antibody produced in rabbit

**All Photos** (12)



Product No.	Clonality	Application	Species Reactivity	Citations	SDS
<b>HPA012736</b>	polyclonal	IHC	human	4	
<b>HPA009668</b>	polyclonal	IF, IHC	human	4	



## Anti-SERPINB1 antibody produced in rabbit

**Synonym(s):** Anti-EI, Anti-LEI, Anti-Leukocyte elastase inhibitor, Anti-M/NEI, Anti-Monocyte/neutrophil elastase inhibitor, Anti-Serpin B1

**All Photos** (19)


Product No.	Clonality	Application	Species Reactivity	Citations	SDS
<b>HPA052642</b>	polyclonal	IHC	human		
<b>HPA018871</b>	polyclonal	IHC	human	9	

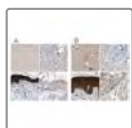


## Anti-SERPINB7 antibody produced in rabbit

**Synonym(s):** Anti-Megsin, Anti-Serpin B7, Anti-TP55

**All Photos** (3)



Product No.	Clonality	Application	Species Reactivity	Citations	SDS
<b>HPA024200</b>	polyclonal	IHC	human	6	




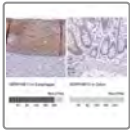
## Anti-SERPINB5 antibody produced in rabbit

**Synonym(s):** Anti-Maspin, Anti-Protease inhibitor 5, Anti-Serpin B5

**All Photos** (29)

Product No.	Clonality	Application	Species Reactivity	Citations	SDS
<b>HPA020136</b>	polyclonal	IHC	rat, human	5	
<b>HPA019132</b>	polyclonal	IHC	human, rat	7	


Product No.	Clonality	Application	Species Reactivity	Citations	SDS
<b>HPA019025</b>	polyclonal	IF, IHC	rat, human	5	

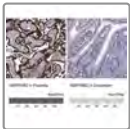


### Anti-SERPINB13 antibody produced in rabbit

**Synonym(s):** Anti-HUR7, Anti-PI13, Anti-headpin, Anti-hurpin


[All Photos](#) (3)


Product No.	Clonality	Application	Species Reactivity	Citations	SDS
<b>HPA057129</b>	polyclonal	IHC	human		



### Anti-SERPINB2 antibody produced in rabbit

[All Photos](#) (3)


Product No.	Clonality	Application	Species Reactivity	Citations	SDS
<b>HPA076608</b>	polyclonal	IF, IHC	human		

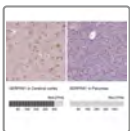


### Anti-SERPINH1 antibody produced in rabbit

**Synonym(s):** Anti-CBP1, Anti-CBP2, Anti-FLJ10343, Anti-FLJ12539, Anti-HSP47, Anti-MGC40179, Anti-SERPINH2, Anti-colligen, Anti-serpin peptidase inhibitor, clade H (heat shock protein 47), member 1, (collagen binding protein 1)

[All Photos](#) (4)



Product No.	Clonality	Application	Species Reactivity	Citations	SDS
<b>HPA029198</b>	polyclonal	IF, IHC	mouse, human	1	



### Anti-SERPINI1 antibody produced in rabbit

**Synonym(s):** Anti-PI12, Anti-neuroserpin, Anti-Neuroserpin precursor antibody produced in rabbit, Anti-Protease inhibitor 12 antibody produced in rabbit, Anti-Serpin I1 antibody produced in rabbit

[All Photos](#) (7)

Product No.	Clonality	Application	Species Reactivity	Citations	SDS
<b>HPA056092</b>	polyclonal	IHC	human		
<b>HPA001565</b>	polyclonal	IF, IHC	human	3	




### Anti-SERTAD2 antibody produced in rabbit



**Synonym(s):** Anti-SERTA domain-containing protein 2, Anti-TRIP-Br2, Anti-Transcriptional regulator interacting with the PHD-bromodomain 2

**Photos** (13)

Product No.	Clonality	Application	Species Reactivity	Citations	SDS
<b>HPA019021</b>	polyclonal	IHC	human	4	
<b>HPA020904</b>	polyclonal	IF, IHC	human	4	




**Anti-SETD3 antibody produced in rabbit**

**Synonym(s):** Anti-SET domain-containing protein 3 antibody produced in rabbit

**All Photos** (5)

Product No.	Clonality	Application	Species Reactivity	Citations	SDS
<b>HPA003639</b>	polyclonal	IHC	human	2	

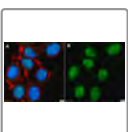


**Anti-SETD5 antibody produced in rabbit**

**Synonym(s):** Anti-FLJ10707

**All Photos** (6)

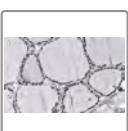
Product No.	Clonality	Application	Species Reactivity	Citations	SDS
<b>HPA035574</b>	polyclonal	IF, IHC, WB	human		



**Anti-SETD5 Antibody, clone 3B22 ZooMAb<sup>®</sup> Rabbit Monoclonal**



**All Photos** (5)

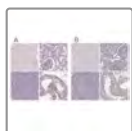
Product No.	Clonality	Application	Species Reactivity	Citations	SDS
<b>ZRB2210</b>	recombinant monoclonal	ICC, WB, affinity binding assay	human		



**Anti-SETD8/KMT5A Antibody, clone 5L10 ZooMAb<sup>®</sup> Rabbit Monoclonal**


## All Photos (22)


Product No.	Clonality	Application	Species Reactivity	Citations	SDS
<b>ZRB2754</b>	5L10, recombinant monoclonal	ELISA, ICC, IHC, WB, affinity binding assay	human, mouse	 	



### Anti-SETD1A antibody produced in rabbit

#### All Photos (5)


Product No.	Clonality	Application	Species Reactivity	Citations	SDS
<b>HPA058376</b>	polyclonal	IHC	human		



### Anti-SEZ6 antibody produced in rabbit


**Synonym(s):** Anti-Seizure related 6 homolog isoform 1

#### All Photos (3)

Product No.	Clonality	Application	Species Reactivity	Citations	SDS
<b>HPA011777</b>	polyclonal	IHC	human	2	

## All Photos (3) **Anti-SEZ6L2 antibody produced in rabbit**

**Synonym(s):** Anti-FLJ90517, Anti-PSK-1



Product No.	Clonality	Application	Species Reactivity	Citations	SDS
<b>HPA064471</b>	polyclonal	IHC	human	4	

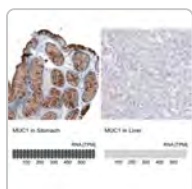


## **Anti-SF3A1 antibody produced in rabbit**

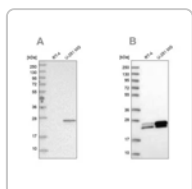
**Synonym(s):** Anti-PRPF21, Anti-Prp21, Anti-SAP114, Anti-SF3a120, Anti-splicing factor 3a, subunit 1, Anti-SAP 114 antibody produced in rabbit, Anti-SF3a120 antibody produced in rabbit, Anti-Spliceosome-associated protein 114 antibody produced in rabbit, Anti-Splicing factor 3 subunit 1 antibody produced in rabbit

## All Photos (15)

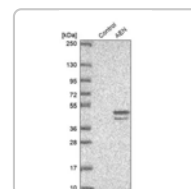
Product No.	Clonality	Application	Species Reactivity	Citations	SDS
<b>HPA030083</b>	polyclonal	IF, IHC, WB	human		
<b>HPA000690</b>	polyclonal	IF, IHC	human, rat, mouse	5	



Sigma-Aldrich  
**AMAB91533**  
Monoclonal  
Anti-MUC1...



Sigma-Aldrich  
**HPA028118**  
Anti-GUK1



Sigma-Aldrich  
**HPA0485**  
Anti-AEN  
antibody.





## Anti-SF3A2 antibody produced in rabbit

**Synonym(s):** Anti-PRPF11, Anti-Prp11, Anti-SAP62, Anti-SF3a66, Anti-splicing factor 3a, subunit 2, 66kDa

[All](#)

[Photos](#) (13)

Product No.	Clonality	Application	Species Reactivity	Citations	SDS
<a href="#">HPA042843</a>	polyclonal	IHC	human		
<a href="#">HPA049439</a>	polyclonal	IF, IHC	human		



## Anti-SF3A3 antibody produced in rabbit

**Synonym(s):** Anti-PRP9, Anti-PRPF9, Anti-SAP61, Anti-SF3a60

[All Photos](#) (4)

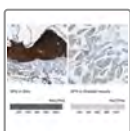
Product No.	Clonality	Application	Species Reactivity	Citations	SDS
<a href="#">HPA032055</a>	polyclonal	IHC	human		



## Anti-SF3B6 antibody produced in rabbit

[All Photos](#) (14)

Product No.	Clonality	Application	Species Reactivity	Citations	SDS
<a href="#">HPA034830</a>	polyclonal	IHC	human		
<a href="#">HPA034829</a>	polyclonal	IF, IHC	mouse, human, rat		



## Anti-SFN antibody produced in rabbit

**Synonym(s):** Anti-14-3-3 protein sigma, Anti-Epithelial cell marker protein 1, Anti-Stratifin



[All Photos](#) (7)

Product No.	Clonality	Application	Species Reactivity	Citations	SDS
<a href="#">HPA011105</a>	polyclonal	IF, IHC	human, mouse, rat	7	



## Anti-SFPQ antibody produced in rabbit

## All Photos (14)



Product No.	Clonality	Application	Species Reactivity	Citations	SDS
<a href="#">HPA047513</a>	polyclonal	IF, IHC	human		
<a href="#">HPA054689</a>	polyclonal	IF, IHC, WB	human	2	




### Anti-SFRP4 antibody produced in rabbit

**Synonym(s):** Anti-FRP-4, Anti-frpHE, Anti-Frizzled protein, human endometrium, Anti-FrpHE, Anti-Secreted frizzled-related protein 4, Anti-sFRP-4

## All Photos (12)


Product No.	Clonality	Application	Species Reactivity	Citations	SDS
<a href="#">HPA050585</a>	polyclonal	IHC	human		
<a href="#">HPA009712</a>	polyclonal	IHC	human	4	

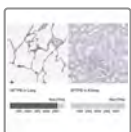


### Anti-SFT2D2 antibody produced in rabbit

**Synonym(s):** Anti-Dj74714.c1.2, Anti-Sft2 domain containing 2, Anti-Unq512

## All Photos (2)



Product No.	Clonality	Application	Species Reactivity	Citations	SDS
<a href="#">HPA042207</a>	polyclonal	IHC	human		

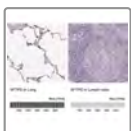


### Anti-SFTPB antibody produced in rabbit

**Synonym(s):** Anti-SFTP3, Anti-SP-B

## All Photos (6)



Product No.	Clonality	Application	Species Reactivity	Citations	SDS
<a href="#">HPA034820</a>	polyclonal	IHC	human	2	
<a href="#">HPA062148</a>	polyclonal	IHC	human		

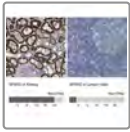


### Anti-SFTPD antibody produced in rabbit

**Synonym(s):** Anti-COLEC7, Anti-SFTP4, Anti-SP-D

## All Photos (14)



Product No.	Clonality	Application	Species Reactivity	Citations	SDS
<a href="#">HPA056768</a>	polyclonal	IHC	human		
<a href="#">HPA044582</a>	polyclonal	IHC	human	6	

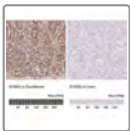


### Anti-SFXN2 antibody produced in rabbit

**Synonym(s):** Anti-Sideroflexin-2

[All Photos](#) (10)


Product No.	Clonality	Application	Species Reactivity	Citations	SDS
<a href="#">HPA018150</a>	polyclonal	IHC	human	7	
<a href="#">HPA026834</a>	polyclonal	IF, IHC	human	1	

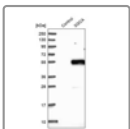


### Anti-S100G antibody produced in rabbit

**Synonym(s):** Anti-CABP1, Anti-CABP9K, Anti-CALB3

[All Photos](#) (3)


Product No.	Clonality	Application	Species Reactivity	Citations	SDS
<a href="#">HPA055873</a>	polyclonal	IHC	human	1	



### Anti-SGCA antibody produced in rabbit

**Synonym(s):** Anti- $\alpha$ -SG antibody produced in rabbit, Anti- $\alpha$ -Sarcoglycan precursor antibody produced in rabbit, Anti-50 kDa dystrophin-associated glycoprotein antibody produced in rabbit, Anti-50DAG antibody produced in rabbit, Anti-Adhalin antibody produced in rabbit, Anti-Dystroglycan 2 antibody produced in rabbit

[All Photos](#) (2)


Product No.	Clonality	Application	Species Reactivity	Citations	SDS
<a href="#">HPA007537</a>	polyclonal	IHC	human	2	



### Anti-SGCB antibody produced in rabbit

**Synonym(s):** Anti-43 kDa dystrophin-associated glycoprotein, Anti-43DAG, Anti-A3b, Anti-Beta-SG, Anti-Beta-sarcoglycan

[All Photos](#) (5)

Product No.	Clonality	Application	Species Reactivity	Citations	SDS
<a href="#">HPA011422</a>	polyclonal	IHC	human	4	




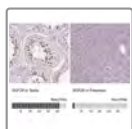
## Anti-SGCG antibody produced in rabbit

**Synonym(s):** Anti-γ-SG antibody produced in rabbit, Anti-γ-Sarcoglycan antibody produced in rabbit, Anti-35 kDa dystrophin-associated glycoprotein antibody produced in rabbit, Anti-35DAG antibody produced in rabbit

[All](#)

[Photos \(5\)](#)


Product No.	Clonality	Application	Species Reactivity	Citations	SDS
<a href="#">HPA007476</a>	polyclonal	IF, IHC	human	1	

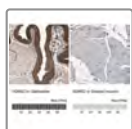


## Anti-SGF29 antibody produced in rabbit

**Synonym(s):** Anti-CCDC101, Anti-FLJ32446, Anti-TDRD29

[All Photos \(6\)](#)

Product No.	Clonality	Application	Species Reactivity	Citations	SDS
<a href="#">HPA052590</a>	polyclonal	IF, IHC	human		




## Anti-SGMS2 antibody produced in rabbit

**Synonym(s):** Anti-Phosphatidylcholine:ceramide cholinephosphotransferase 2, Anti-Sphingomyelin synthase 2

[All](#)

[Photos \(7\)](#)


Product No.	Clonality	Application	Species Reactivity	Citations	SDS
<a href="#">HPA015076</a>	polyclonal	IHC	human	6	

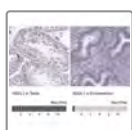


## Anti-SGO2 antibody produced in rabbit

**Synonym(s):** FLJ25211, SGOL2, TRIPIN


[All Photos \(6\)](#)

Product No.	Clonality	Application	Species Reactivity	Citations	SDS
<a href="#">HPA035163</a>	polyclonal	IF, IHC	human	1	



## Anti-SGO1 antibody produced in rabbit

[All Photos \(3\)](#)



Product No.	Clonality	Application	Species Reactivity	Citations	SDS
<a href="#">HPA069857</a>	polyclonal	IHC	human		




### Anti-SGPL1 antibody produced in rabbit

**Synonym(s):** Anti-SP-lyase, Anti-Sphingosine-1-phosphate aldolase, Anti-Sphingosine-1-phosphate lyase 1, Anti-hSPL

[All Photos](#) (12)



Product No.	Clonality	Application	Species Reactivity	Citations	SDS
<a href="#">HPA023086</a>	polyclonal	IHC	human	5	
<a href="#">HPA021125</a>	polyclonal	IF, IHC	human	3	

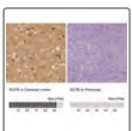


### Anti-SGSH antibody produced in rabbit

**Synonym(s):** Anti-N-sulphoglucosamine sulphohydrolase, Anti-Sulfo-glucosamine sulfamidase, Anti-Sulphamidase

[All Photos](#) (15)


Product No.	Clonality	Application	Species Reactivity	Citations	SDS
<a href="#">HPA023436</a>	polyclonal	IHC	human	2	
<a href="#">HPA023451</a>	polyclonal	IHC	human	2	




### Anti-SGTB antibody produced in rabbit

**Synonym(s):** Anti-FLJ39002, Anti-Sgt2

[All Photos](#) (4)


Product No.	Clonality	Application	Species Reactivity	Citations	SDS
<a href="#">HPA063674</a>	polyclonal	IHC	human		

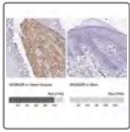


### Anti-SHARPIN antibody produced in rabbit

**Synonym(s):** Anti-DKFZP434N1923, Anti-SHANK-Associated RH Domain Interactor, Anti-SIPL1

[All Photos](#) (3)


Product No.	Clonality	Application	Species Reactivity	Citations	SDS
<a href="#">HPA044453</a>	polyclonal	IHC	human	1	




### Anti-SH3BGR antibody produced in rabbit

**Synonym(s):** Anti-21-GARP

[All Photos](#) (3)


Product No.	Clonality	Application	Species Reactivity	Citations	SDS
<a href="#">HPA030690</a>	polyclonal	IHC	human		




### Anti-SH3BGR antibody produced in rabbit

**Synonym(s):** Anti-MGC117402

[All Photos](#) (4)


Product No.	Clonality	Application	Species Reactivity	Citations	SDS
<a href="#">HPA051248</a>	polyclonal	IF, IHC	human		





### Anti-SH3BGR antibody produced in rabbit

**Synonym(s):** Anti-SH3 domain binding glutamic acid-rich protein like 3

[All Photos](#) (4)

Product No.	Clonality	Application	Species Reactivity	Citations	SDS
<a href="#">HPA076219</a>	polyclonal	IF	human		


<a href="#">HPA030848</a>	polyclonal	IHC	human	2	
---------------------------	------------	-----	-------	---	---



### Anti-SH3BP1 antibody produced in rabbit

**Synonym(s):** Anti-3BP-1, Anti-PDXP antibody produced in rabbit, Anti-PLP phosphatase, Anti-SH3 domain-binding protein 1, Anti-SH3BP1


[All Photos](#) (4)

Product No.	Clonality	Application	Species Reactivity	Citations	SDS
<a href="#">HPA000757</a>	polyclonal	IF, IHC	human	1	




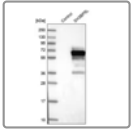
### Anti-SH3BP5 antibody produced in rabbit

**Synonym(s):** Anti-SH3-domain binding protein 5 (BTK-associated), Anti-Sab



tos (6)



Product No.	Clonality	Application	Species Reactivity	Citations	SDS
<a href="#">HPA036445</a>	polyclonal	IF, IHC	human	1	



### Anti-SH3BP5L antibody produced in rabbit




**Synonym(s):** Anti-KIAA1720, Anti-SH3-binding domain protein 5-like


[All Photos](#) (5)

Product No.	Clonality	Application	Species Reactivity	Citations	SDS
<a href="#">HPA038067</a>	polyclonal	IHC	human		
<a href="#">HPA038068</a>	polyclonal	IF, IHC	human		

## All Photos (17) **Anti-SHCBP1L antibody produced in rabbit**

**Synonym(s):** Anti-C1orf14, Anti-SHCBP1L, Anti-Uncharacterized protein C1orf14


Product No.	Clonality	Application	Species Reactivity	Citations	SDS
<a href="#">HPA036124</a>	polyclonal	IHC	human	1	
<a href="#">HPA064821</a>	polyclonal	IHC	human		
<a href="#">HPA036125</a>	polyclonal	IHC	human		



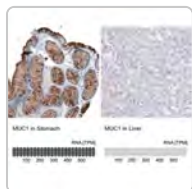
## **Anti-SH3D19 antibody produced in rabbit**

**Synonym(s):** Anti-ADAM binding protein Eve-1, Anti-EBP, Anti-EEN-binding protein, Anti-SH3 domain-containing protein 19

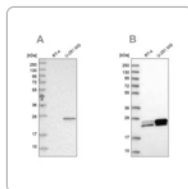
## All Photos (3)

Product No.	Clonality	Application	Species Reactivity	Citations	SDS
<a href="#">HPA016424</a>	polyclonal	IHC	human	4	

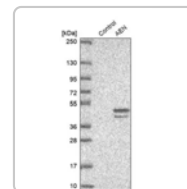




Sigma-Aldrich  
**AMAB91533**  
Monoclonal  
Anti-MUC1...



Sigma-Aldrich  
**HPA028118**  
Anti-GUK1

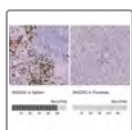


Sigma-Aldrich  
**HPA0485**  
Anti-AEN  
antibody.

[View Price and Availability](#)

[View Price and Availability](#)

[View Price and Availab](#)

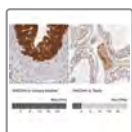


### Anti-SH2D3C antibody produced in rabbit

**Synonym(s):** Anti-NSP3, Anti-SH2 domain containing 3C

[All Photos](#) (4)

Product No.	Clonality	Application	Species Reactivity	Citations	SDS
<b>HPA047586</b>	polyclonal	IHC	human		

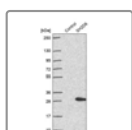


### Anti-SH2D4A antibody produced in rabbit

**Synonym(s):** Anti-Protein SH(2)A antibody produced in rabbit, Anti-SH2 domain-containing protein 4A antibody produced in rabbit

[All Photos](#) (11)

Product No.	Clonality	Application	Species Reactivity	Citations	SDS
<b>HPA001919</b>	polyclonal	IF, IHC	mouse, rat, human	3	
<b>HPA001871</b>	polyclonal	IF, IHC	human	3	



### Anti-SH2D6 antibody produced in rabbit

**Synonym(s):** Anti-FLJ35993, Anti-SH2 domain containing 6


[All Photos](#) (2)

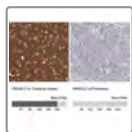
Product No.	Clonality	Application	Species Reactivity	Citations	SDS
<b>HPA053873</b>	polyclonal	IHC	human		



### Anti-SH2D7 antibody produced in rabbit

## All Photos (3)



Product No.	Clonality	Application	Species Reactivity	Citations	SDS
<a href="#">HPA076728</a>	polyclonal	IF, IHC	human		

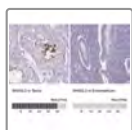


### Anti-SH3GL2 antibody produced in rabbit

**Synonym(s):** Anti-CNSA2, Anti-EEN-B1, Anti-SH3D2A, Anti-SH3P4, Anti-Endophilin-1, Anti-Endophilin-A1, Anti-SH3 domain protein 2A, Anti-SH3 domain-containing GRB2-like protein 2

## All Photos (7)


Product No.	Clonality	Application	Species Reactivity	Citations	SDS
<a href="#">HPA063573</a>	polyclonal	IHC	human		
<a href="#">HPA026685</a>	polyclonal	IHC	human	1	



### Anti-SH3GL3 antibody produced in rabbit

**Synonym(s):** Anti-Cnsa3, Anti-Een-b2, Anti-Hst19371, Anti-Sh3-domain grb2-like 3, Anti-Sh3d2c, Anti-Sh3p13

## All Photos (4)



Product No.	Clonality	Application	Species Reactivity	Citations	SDS
<a href="#">HPA039381</a>	polyclonal	IHC	human	1	

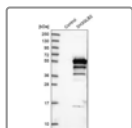


### Anti-SH3GLB1 antibody produced in rabbit

**Synonym(s):** Anti-Bax-interacting factor 1, Anti-Bif-1, Anti-Endophilin-B1, Anti-SH3 domain-containing GRB2-like protein B1

## All Photos (10)


Product No.	Clonality	Application	Species Reactivity	Citations	SDS
<a href="#">HPA019900</a>	polyclonal	IHC	rat, human	3	
<a href="#">HPA015608</a>	polyclonal	IF, IHC	human	3	



### Anti-SH3GLB2 antibody produced in rabbit

**Synonym(s):** Anti-Endophilin-B2, Anti-SH3 domain-containing GRB2-like protein B2




## All Photos (3)


Product No.	Clonality	Application	Species Reactivity	Citations	SDS
<b>HPA024734</b>	polyclonal	IHC	human	3	



## Anti-SHIP1 Antibody, clone 1J20 ZooMAb<sup>®</sup> Rabbit Monoclonal

**All Photos** (7)


Product No.	Clonality	Application	Species Reactivity	Citations	SDS
<b>ZRB2572</b>	recombinant monoclonal	FACS, ICC, IHC, WB, affinity binding assay	human		  

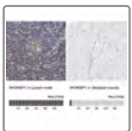


## Anti-SHKBP1 antibody produced in rabbit

**Synonym(s):** Anti-Pp203, Anti-Sb1, Anti-Sh3kbp1 binding protein 1

**All Photos** (3)



Product No.	Clonality	Application	Species Reactivity	Citations	SDS
<b>HPA041887</b>	polyclonal	IF, IHC, WB	human		

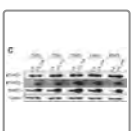


## Anti-SH3KBP1 antibody produced in rabbit

**Synonym(s):** Anti-CD2-binding protein 3 antibody produced in rabbit, Anti-CD2BP3 antibody produced in rabbit, Anti-Cbl-interacting protein of 85 kDa antibody produced in rabbit, Anti-HSB-1 antibody produced in rabbit, Anti-Human Src-family kinase-binding protein 1 antibody produced in rabbit, Anti-SH3 domain-containing kinase-binding protein 1 antibody produced in rabbit

**All Photos** (13)



Product No.	Clonality	Application	Species Reactivity	Citations	SDS
<b>HPA003355</b>	polyclonal	IHC	human, mouse	10	
<b>HPA003351</b>	polyclonal	IHC	mouse, human	11	

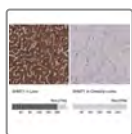


## Anti-SHMT2 antibody produced in rabbit

**Synonym(s):** Anti-Glycine hydroxymethyltransferase, Anti-SHMT, Anti-Serine hydroxymethyltransferase, mitochondrial, Anti-Serine methylase


**All Photos** (20)

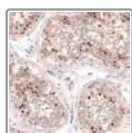
Product No.	Clonality	Application	Species Reactivity	Citations	SDS
<a href="#">HPA020549</a>	polyclonal	IF, IHC	rat, human, mouse	13	
<a href="#">HPA020543</a>	polyclonal	IF, IHC	human, mouse, rat	9	



### Anti-SHMT1 antibody produced in rabbit

[All Photos](#) (4)


Product No.	Clonality	Application	Species Reactivity	Citations	SDS
<a href="#">HPA078682</a>	polyclonal	IF, IHC, WB	human		




### Anti-SHOC2 antibody produced in rabbit

**Synonym(s):** Anti-Leucine-rich repeat protein SHOC-2 antibody produced in rabbit, Anti-Ras-binding protein Sur-8 antibody produced in rabbit



[All Photos](#) (7)

Product No.	Clonality	Application	Species Reactivity	Citations	SDS
<a href="#">HPA009164</a>	polyclonal	IF, IHC	human, rat, mouse	3	



### Anti-SHP2 Antibody, clone 3B17 ZooMAb<sup>®</sup> Rabbit Monoclonal

[All Photos](#) (13)



Product No.	Clonality	Application	Species Reactivity	Citations	SDS
<a href="#">ZRB1934</a>	3B17, recombinant monoclonal	FACS, ICC, IHC, WB, affinity binding assay	human		 




### Anti-SHPK antibody produced in rabbit

**Synonym(s):** Anti-CARKL antibody produced in rabbit, Anti-Carbohydrate kinase-like protein, Anti-SHK, Anti-Sedoheptulokinase

[All Photos](#) (8)


Product No.	Clonality	Application	Species Reactivity	Citations	SDS
<a href="#">HPA024361</a>	polyclonal	IHC	human	1	
<a href="#">HPA064939</a>	polyclonal	IF, IHC	human		



### Anti-SH3PXD2B antibody produced in rabbit

**Synonym(s):** Anti-FLJ20831, Anti-KIAA1295, Anti-SH3 and PX domains 2B

[All Photos](#) (6)


Product No.	Clonality	Application	Species Reactivity	Citations	SDS
<a href="#">HPA036471</a>	polyclonal	IF, IHC	human	2	

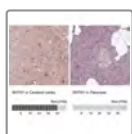


### Anti-SHROOM3 antibody produced in rabbit

**Synonym(s):** Anti-APXL3, Anti-KIAA1481, Anti-SHRM, Anti-ShrmL, Anti-shroom family member 3

[All Photos](#) (6)



Product No.	Clonality	Application	Species Reactivity	Citations	SDS
<a href="#">HPA047784</a>	polyclonal	IHC	human		



### Anti-SHTN1 antibody produced in rabbit

**Synonym(s):** Anti-KIAA1598, Anti-shootin-1, Anti-shootin1, Anti-Shootin-1, Anti-Shootin1

[All Photos](#) (7)


Product No.	Clonality	Application	Species Reactivity	Citations	SDS
<a href="#">HPA037942</a>	polyclonal	IHC	human		
<a href="#">HPA037943</a>	polyclonal	IHC (p), WB	rat, human		

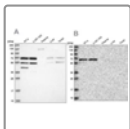


### Anti-SI antibody produced in rabbit

**Synonym(s):** Anti-Sucrase-isomaltase, intestinal

[All Photos](#) (6)

Product No.	Clonality	Application	Species Reactivity	Citations	SDS
<a href="#">HPA011897</a>	polyclonal	IHC, WB	human	8	



## Anti-SIAE antibody produced in rabbit

**Synonym(s):** Anti-CSE-C, Anti-LSE, Anti-MGC87009, Anti-Sialic acid acetyltransferase, Anti-YSG2

**All**

**Photos** (2)

Product No.	Clonality	Application	Species Reactivity	Citations	SDS
<b>HPA038053</b>	polyclonal	IHC	human		



## Anti-SIDT1 antibody produced in rabbit

**Synonym(s):** Anti-FLJ20174, Anti-SID-1, Anti-SID1 transmembrane family, member 1

**All Photos** (3)

Product No.	Clonality	Application	Species Reactivity	Citations	SDS
<b>HPA035862</b>	polyclonal	IHC	human	1	




## Anti-SIGLEC6 antibody produced in rabbit

**Synonym(s):** Anti-CD327 antigen, Anti-CD33 antigen-like 1, Anti-CDw327, Anti-OB-BP1, Anti-Obesity-binding protein 1, Anti-Sialic acid-binding Ig-like lectin 6 precursor, Anti-Siglec-6

**All**

**Photos** (13)

Product No.	Clonality	Application	Species Reactivity	Citations	SDS
<b>HPA018198</b>	polyclonal	IHC	human	5	
<b>HPA009084</b>	polyclonal	IHC	human	5	



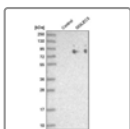
## Anti-SIGLEC9 antibody produced in rabbit

**Synonym(s):** Anti-Protein FOAP-9, Anti-Sialic acid-binding Ig-like lectin 9 precursor, Anti-Siglec-9

**All**

**Photos** (5)


Product No.	Clonality	Application	Species Reactivity	Citations	SDS
<b>HPA010682</b>	polyclonal	IHC	human	4	

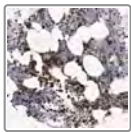


## Anti-SIGLEC5 antibody produced in rabbit

**Synonym(s):** Anti-GLT-1, Anti-SLC1A2

## All Photos (5)


Product No.	Clonality	Application	Species Reactivity	Citations	SDS
<b>HPA009085</b>	polyclonal	IHC	human	4	

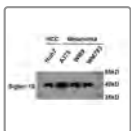


### Anti-SIGLEC10 antibody produced in rabbit

**Synonym(s):** Anti-SIGLEC10, Anti-SIGLEC12, Anti-Sialic acid-binding Ig-like lectin 10, Anti-Siglec-10, Anti-Siglec-like protein 2



## All Photos (4)

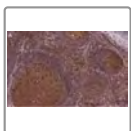
Product No.	Clonality	Application	Species Reactivity	Citations	SDS
<b>HPA027093</b>	polyclonal	IHC, WB	human	2	



### Anti-SIGLEC15 Antibody, clone 1B10 ZooMAb<sup>®</sup> Rabbit Monoclonal

## All Photos (14)



Product No.	Clonality	Application	Species Reactivity	Citations	SDS
<b>ZRB2166</b>	1B10, recombinant monoclonal	FACS, ICC, IHC, WB	human		 



### Anti-Siglec-7/CD328 Antibody, clone 1B10 ZooMAb<sup>®</sup> Rabbit Monoclonal



**Synonym(s):** AIRM-1, CD328, CDw328, D-siglec, QA79 membrane protein, Sialic acid-binding Ig-like lectin 7, Siglec-7 Adhesion inhibitory receptor molecule 1, p75

## All Photos (12)

Product No.	Clonality	Application	Species Reactivity	Citations	SDS
<b>ZRB1030</b>	1B10, recombinant monoclonal monoclonal	FACS, ICC, IHC, WB, affinity binding assay	mouse, human		 

**All**  
**Photos** (8)



## Anti-Siglec-9 Antibody, clone 3F22 ZooMAb<sup>®</sup> Rabbit Monoclonal

Product No.	Clonality	Application	Species Reactivity	Citations	SDS
<b>ZRB1031</b>	3F22, recombinant monoclonal	FACS, IHC (p), WB	mouse, human	 	

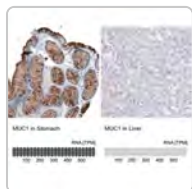


## Anti-Siglec1/CD169 Antibody, clone 108 ZooMAb<sup>®</sup> Rabbit Monoclonal

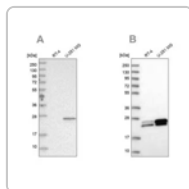
**All**  
**Photos** (5)

Product No.	Clonality	Application	Species Reactivity	Citations	SDS
<b>ZRB2251</b>	108, recombinant monoclonal	IHC, WB, affinity binding assay	human	 	

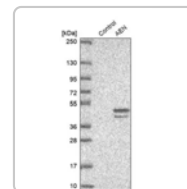




Sigma-Aldrich  
**AMAB91533**  
 Monoclonal  
 Anti-MUC1...



Sigma-Aldrich  
**HPA028118**  
 Anti-GUK1






Sigma-Aldrich  
**HPA0485**  
 Anti-AEN  
 antibody.

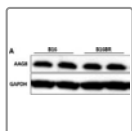


### Anti-Siglec5/CD170 Antibody, clone 2J17 ZooMAb<sup>®</sup> Rabbit Monoclonal

**Synonym(s):** Anti-Emerin Antibody, clone 1C22 ZooMAb<sup>®</sup> Rabbit Monoclonal

All  
 Photos (7)


Product No.	Clonality	Application	Species Reactivity	Citations	SDS
<b>ZRB2737</b>	2J17, recombinant monoclonal	FACS, IHC, WB, affinity binding assay	human, rat	  	

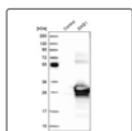


### Anti-SIGMAR1 antibody produced in rabbit

**Synonym(s):** Anti-Aging-associated gene 8 protein, Anti-OPRS1, Anti-SIG-1R, Anti-SR-BP, Anti-SR31747-binding protein, Anti-Sigma 1-type opioid receptor, Anti-Sigma1-receptor, Anti-Sigma1R, Anti-hSigmaR1

All  
 Photos (7)


Product No.	Clonality	Application	Species Reactivity	Citations	SDS
<b>HPA018002</b>	polyclonal	IHC	human	13	

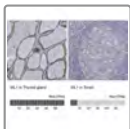


### Anti-SIKE1 antibody produced in rabbit

**Synonym(s):** Anti-RP5-1000E10.4 antibody produced in rabbit, Anti-Suppressor of IKK-epsilon

All  
 Photos (4)


Product No.	Clonality	Application	Species Reactivity	Citations	SDS
<b>HPA024177</b>	polyclonal	IF, IHC	human	1	



## Anti-SIL1 antibody produced in rabbit

**Synonym(s):** Anti-BAP, Anti-BiP-associated protein, Anti-Nucleotide exchange factor SIL1 precursor

**All Photos** (7)



Product No.	Clonality	Application	Species Reactivity	Citations	SDS
<b>HPA011949</b>	polyclonal	IHC	human	3	

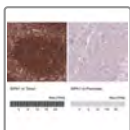


## Anti-SIN3A antibody produced in rabbit

**Synonym(s):** Anti-DKFZP434K2235, Anti-KIAA0700

**All Photos** (11)


Product No.	Clonality	Application	Species Reactivity	Citations	SDS
<b>HPA047213</b>	polyclonal	IHC	human		
<b>HPA062123</b>	polyclonal	IF, IHC	human		



## Anti-SIPA1 antibody produced in rabbit

**Synonym(s):** Anti-SPA1



**All Photos** (4)

Product No.	Clonality	Application	Species Reactivity	Citations	SDS
<b>HPA039867</b>	polyclonal	IF, IHC	human	4	



## Anti-SIPA1 Antibody, clone 1D5 ZooMAb<sup>®</sup> Rabbit Monoclonal

**All Photos** (16)

Product No.	Clonality	Application	Species Reactivity	Citations	SDS
<b>ZRB2397</b>	1D5, recombinant monoclonal	ICC, IHC, WB, affinity binding assay	rat, mouse, human		 

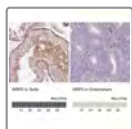


## Anti-SIRPA antibody produced in rabbit



tos (13)

Product No.	Clonality	Application	Species Reactivity	Citations	SDS
<a href="#">HPA054437</a>	polyclonal	IHC	human		
<a href="#">HPA058511</a>	polyclonal	IHC	human		

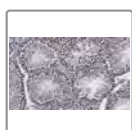


### Anti-SIRPD antibody produced in rabbit

**Synonym(s):** Anti-PTPNS1L2, Anti-dJ576H24.4

[All Photos](#) (3)

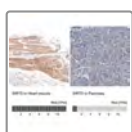
Product No.	Clonality	Application	Species Reactivity	Citations	SDS
<a href="#">HPA042663</a>	polyclonal	IHC	human		



### Anti-Sirt1 (Sir2) Antibody, clone 1G16, ZooMAb<sup>®</sup> Rabbit Monoclonal

[All Photos](#) (10)

Product No.	Clonality	Application	Species Reactivity	Citations	SDS
<a href="#">ZRB07131</a>	1G16, recombinant monoclonal monoclonal	ICC, IHC, WB	mouse		



### Anti-SIRT5 antibody produced in rabbit

**Synonym(s):** Anti-NAD-dependent deacetylase sirtuin-5, Anti-SIR2-like protein 5

[All Photos](#) (6)



Product No.	Clonality	Application	Species Reactivity	Citations	SDS
<a href="#">HPA021798</a>	polyclonal	IHC	human	3	

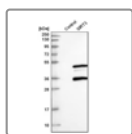


### Anti-SIRT4 antibody produced in rabbit

**Synonym(s):** Anti-SIR2L4, Anti-sirtuin (silent mating type information regulation 2 homolog) 4 (S. cerevisiae)

[All Photos](#) (7)


Product No.	Clonality	Application	Species Reactivity	Citations	SDS
<a href="#">HPA029692</a>	polyclonal	IHC	human	4	
<a href="#">HPA029691</a>	polyclonal	IHC	human	9	

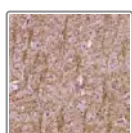


### Anti-SIRT3 antibody produced in rabbit

**Synonym(s):** Anti-SIR2L3, Anti-sirtuin (silent mating type information regulation 2 homolog) 3 (S. cerevisiae)

[All Photos](#) (2)


Product No.	Clonality	Application	Species Reactivity	Citations	SDS
<a href="#">HPA026809</a>	polyclonal	IHC	human	4	

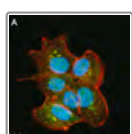


### Anti-SIRT2 antibody produced in rabbit

**Synonym(s):** Anti-NAD-dependent deacetylase sirtuin-2, Anti-SIR2-like, Anti-SIR2-like protein 2



[All Photos](#) (5)

Product No.	Clonality	Application	Species Reactivity	Citations	SDS
<a href="#">HPA011165</a>	polyclonal	IF, IHC	human	12	



### Anti-SIRT6 Antibody, clone 106 ZooMAb<sup>®</sup> Rabbit Monoclonal

[All Photos](#) (11)


Product No.	Clonality	Application	Species Reactivity	Citations	SDS
<a href="#">ZRB1505</a>	106, recombinant monoclonal	ICC, WB, affinity binding assay	rat, mouse, human		 



### Anti-SIT1 antibody produced in rabbit

**Synonym(s):** Anti-SIT, Anti-signaling threshold regulating transmembrane adaptor 1

[All Photos](#) (3)


Product No.	Clonality	Application	Species Reactivity	Citations	SDS
<b>HPA018506</b>	polyclonal	IHC	human	3	




### Anti-SIX6 antibody produced in rabbit

**Synonym(s):** Anti-Homeobox protein SIX6 antibody produced in rabbit, Anti-Homeodomain protein OPTX2 antibody produced in rabbit, Anti-Optic homeobox 2 antibody produced in rabbit, Anti-Sine oculis homeobox homolog 6 antibody produced in rabbit

**All Photos** (4)


Product No.	Clonality	Application	Species Reactivity	Citations	SDS
<b>HPA001403</b>	polyclonal	IF, IHC	human	4	

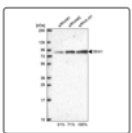


### Anti-SIX1 antibody produced in rabbit

**Synonym(s):** Anti-Homeobox protein SIX1 antibody produced in rabbit, Anti-Sine oculis homeobox homolog 1 antibody produced in rabbit

**All Photos** (7)


Product No.	Clonality	Application	Species Reactivity	Citations	SDS
<b>HPA001893</b>	polyclonal	IF, IHC	human	33	

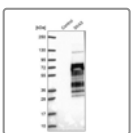


### Anti-SKA1 antibody produced in rabbit

**Synonym(s):** Anti-C18orf24, Anti-MGC10200, Anti-Spindle And Kinetochores Associated Complex Subunit 1

**All Photos** (6)


Product No.	Clonality	Application	Species Reactivity	Citations	SDS
<b>HPA045495</b>	polyclonal	IF, IHC, WB	human		



### Anti-SKA3 antibody produced in rabbit

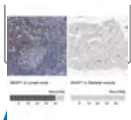
**Synonym(s):** Anti-C13orf3, Anti-Mgc4832, Anti-Rama1, Anti-Spindle and kinetochores associated complex subunit 3

**All Photos** (2)

Product No.	Clonality	Application	Species Reactivity	Citations	SDS
<b>HPA039272</b>	polyclonal	IHC, WB	human		



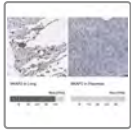
### Anti-SKAP1 antibody produced in rabbit



**Synonym(s):** Anti-SKAP-55 antibody produced in rabbit, Anti-Src family-associated phosphoprotein 1 antibody produced in rabbit, Anti-Src kinase-associated phosphoprotein 1 antibody produced in rabbit, Anti-Src kinase-associated phosphoprotein of 55 kDa antibody produced in rabbit, Anti-pp55 antibody produced in rabbit

**Photos** (4)

Product No.	Clonality	Application	Species Reactivity	Citations	SDS
<b>HPA002969</b>	polyclonal	IF, IHC	human	1	

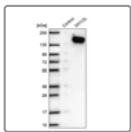


### Anti-SKAP2 antibody produced in rabbit

**Synonym(s):** Anti-RA70, Anti-SAPS, Anti-SCAP2, Anti-SKAP-HOM, Anti-src kinase associated phosphoprotein 2

**All Photos** (16)

Product No.	Clonality	Application	Species Reactivity	Citations	SDS
<b>HPA005560</b>	polyclonal	IF, IHC	human		
<b>HPA024045</b>	polyclonal	IF, IHC	human		




### Anti-SKIV2L antibody produced in rabbit

**Synonym(s):** Anti-170A, Anti-DDX13, Anti-HLP, Anti-SKI2W, Anti-superkiller viralicidic activity 2-like (*S. cerevisiae*)

**All Photos** (3)

Product No.	Clonality	Application	Species Reactivity	Citations	SDS
<b>HPA051959</b>	polyclonal	IF, IHC	human		



### Anti-SKP2 antibody produced in rabbit



**All Photos** (7)

Product No.	Clonality	Application	Species Reactivity	Citations	SDS
<b>HPA054633</b>	polyclonal	IHC	human		
<b>HPA051196</b>	polyclonal	IF	human		



### Anti-Skp2 Antibody, clone 1B13 ZooMAb<sup>®</sup> Rabbit Monoclonal




**All Photos** (11)

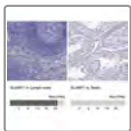
Product No.	Clonality	Application	Species Reactivity	Citations	SDS
<b>ZRB1784</b>	1B13, recombinant monoclonal	ICC, IHC (p), WB, affinity binding assay	monkey, mouse, human	 	



**Anti-SLAM/CD150 Antibody, clone 319 ZooMAb® Rabbit Monoclonal**


**All Photos** (7)

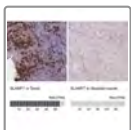
Product No.	Clonality	Application	Species Reactivity	Citations	SDS
<b>ZRB2755</b>	recombinant monoclonal	FACS, ICC, IHC, WB, affinity binding assay	rat, human	  	



**Anti-SLAMF1**  
**Synonym(s):** CD150, SLAM


**All Photos** (4)

Product No.	Clonality	Application	Species Reactivity	Citations	SDS
<b>HPA069319</b>	polyclonal	IHC	human		




**Anti-SLAMF7 antibody produced in rabbit**  
**Synonym(s):** Anti-19A, Anti-CD319, Anti-CRACC, Anti-CS1

**All Photos** (6)

Product No.	Clonality	Application	Species Reactivity	Citations	SDS
<b>HPA055945</b>	polyclonal	IHC	human	11	

## All Photos (3) **Anti-SLAMF8 antibody produced in rabbit**



Product No.	Clonality	Application	Species Reactivity	Citations	SDS
<b>HPA067601</b>	polyclonal	IHC	human		

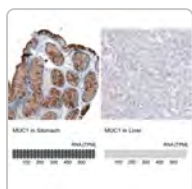


## **Anti-SLBP antibody produced in rabbit**

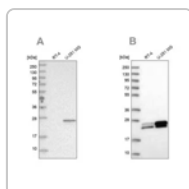
**Synonym(s):** Anti-Histone RNA hairpin-binding protein, Anti-Histone stem-loop-binding protein

## All Photos (8)

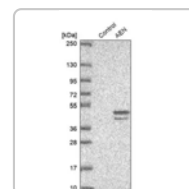
Product No.	Clonality	Application	Species Reactivity	Citations	SDS
<b>HPA061670</b>	polyclonal	IF, WB	human		
<b>HPA019254</b>	polyclonal	IHC, WB	human	5	



Sigma-Aldrich  
**AMAB91533**  
Monoclonal  
Anti-MUC1...



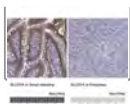
Sigma-Aldrich  
**HPA028118**  
Anti-GUK1



Sigma-Aldric  
**HPA0485**  
Anti-AEN  
antibody.

## **Anti-SLC51A antibody produced in rabbit**





[All Photos](#) (3)

Product No.	Clonality	Application	Species Reactivity	Citations	SDS
<a href="#">HPA045488</a>	polyclonal	IF, IHC	human		

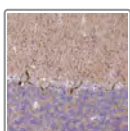


### Anti-SLC47A1 antibody produced in rabbit

**Synonym(s):** Anti-MATE-1, Anti-Multidrug and toxin extrusion protein 1, Anti-Solute carrier family 47 member 1, Anti-hMATE-1

[All Photos](#) (6)


Product No.	Clonality	Application	Species Reactivity	Citations	SDS
<a href="#">HPA021987</a>	polyclonal	IHC	human	4	



### Anti-SLC6A1 antibody produced in rabbit

[All Photos](#) (6)

Product No.	Clonality	Application	Species Reactivity	Citations	SDS
<a href="#">HPA013341</a>	polyclonal	IHC	rat, mouse, human	4	




### Anti-SLC7A1 antibody produced in rabbit

**Synonym(s):** Anti-ATRC1, Anti-CAT-1, Anti-ERR, Anti-HCAT1, Anti-REC1L, Anti-Solute carrier family 7 (cationic amino acid transporter, y+ system), member 1

[All Photos](#) (1)


Product No.	Clonality	Application	Species Reactivity	Citations	SDS
<a href="#">HPA039721</a>	polyclonal		human	1	




### Anti-SLC33A1 antibody produced in rabbit

**Synonym(s):** Anti-Acatn, Anti-At-1, Anti-At1, Anti-Solute carrier family 33 (acetyl-coa transporter), member 1, Anti-Spg42

[All Photos](#) (2)



Product No.	Clonality	Application	Species Reactivity	Citations	SDS
<a href="#">HPA042430</a>	polyclonal	IHC	human	1	

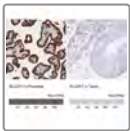


### Anti-SLC4A1 antibody produced in rabbit

**Synonym(s):** Anti-AE 1, Anti-Anion exchange protein 1, Anti-Band 3 anion transport protein, Anti-CD233 antigen, Anti-Solute carrier family 4 member 1

[All Photos](#) (6)



Product No.	Clonality	Application	Species Reactivity	Citations	SDS
<a href="#">HPA063911</a>	polyclonal	IHC	human		
<a href="#">HPA015584</a>	polyclonal	IHC	human	4	

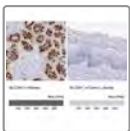


### Anti-SLC2A1 antibody produced in rabbit

**Synonym(s):** Anti-DYT18, Anti-GLUT, Anti-GLUT1, Anti-HTLVR

[All Photos](#) (11)


Product No.	Clonality	Application	Species Reactivity	Citations	SDS
<a href="#">HPA058494</a>	polyclonal	IF, IHC	human	2	
<a href="#">HPA031345</a>	polyclonal	IF, IHC	human	9	



### Anti-SLC3A1 antibody produced in rabbit

**Synonym(s):** Anti-ATR1, Anti-CSNU1, Anti-D2H, Anti-NBAT, Anti-solute carrier family 3 (cystine, dibasic and neutral amino acid transporters, activator of cystine, dibasic and neutral amino acid transport), member 1


[All Photos](#) (6)


Product No.	Clonality	Application	Species Reactivity	Citations	SDS
<a href="#">HPA038360</a>	polyclonal	IHC	human	5	



### Anti-SLC18A1 antibody produced in rabbit

[All Photos](#) (10)


Product No.	Clonality	Application	Species Reactivity	Citations	SDS
<a href="#">HPA006877</a>	polyclonal	IHC	human		

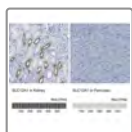
Product No.	Clonality	Application	Species Reactivity	Citations	SDS
<b>HPA063797</b>	polyclonal	IHC	human	6	



### Anti-SLC1A1 antibody produced in rabbit

[All Photos](#) (3)



Product No.	Clonality	Application	Species Reactivity	Citations	SDS
<b>HPA062356</b>	polyclonal	IF, IHC	human		



### Anti-SLC12A1 antibody produced in rabbit

**Synonym(s):** Anti-Bumetanide-sensitive sodium-(potassium)-chloride cotransporter 2, Anti-Kidney-specific Na-K-Cl symporter, Anti-Solute carrier family 12 member 1

[All Photos](#) (13)


Product No.	Clonality	Application	Species Reactivity	Citations	SDS
<b>HPA018107</b>	polyclonal	IHC	human	7	
<b>HPA014967</b>	polyclonal	IF, IHC	human	11	

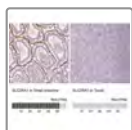


### Anti-SLC43A1 antibody produced in rabbit

**Synonym(s):** Anti-L-type amino acid transporter 3, Anti-Large neutral amino acids transporter small subunit 3, Anti-Prostate cancer overexpressed gene 1 protein, Anti-Solute carrier family 43 member 1

[All Photos](#) (6)


Product No.	Clonality	Application	Species Reactivity	Citations	SDS
<b>HPA018826</b>	polyclonal	IF, IHC	human	4	

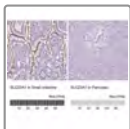


### Anti-SLC28A1 antibody produced in rabbit

**Synonym(s):** Anti-CNT1, Anti-solute carrier family 28 (sodium-coupled nucleoside transporter), member 1

[All Photos](#) (3)

Product No.	Clonality	Application	Species Reactivity	Citations	SDS
<b>HPA019551</b>	polyclonal	IHC	human		



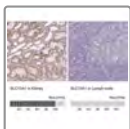
## Anti-SLC23A1 antibody produced in rabbit

**Synonym(s):** Anti-SLC23A2, Anti-SVCT1, Anti-YSPL3, Anti-solute carrier family 23 (nucleobase transporters), member 1

[All](#)

[Photos \(5\)](#)

Product No.	Clonality	Application	Species Reactivity	Citations	SDS
<a href="#">HPA047612</a>	polyclonal	IHC	human		



## Anti-SLC13A1 antibody produced in rabbit

**Synonym(s):** Anti-NAS1, Anti-NaSi-1, Anti-solute carrier family 13 (sodium/sulfate symporters), member 1

[All](#)

[Photos \(4\)](#)

Product No.	Clonality	Application	Species Reactivity	Citations	SDS
<a href="#">HPA053615</a>	polyclonal	IHC	human		



## Anti-SLC16A1 antibody produced in rabbit

**Synonym(s):** Anti-MCT 1, Anti-Monocarboxylate transporter 1, Anti-Solute carrier family 16 member 1

[All](#)

[Photos \(7\)](#)

Product No.	Clonality	Application	Species Reactivity	Citations	SDS
<a href="#">HPA003324</a>	polyclonal	IF, IHC	human	14	



## Anti-SLC9A1 antibody produced in rabbit

[All Photos \(13\)](#)



Product No.	Clonality	Application	Species Reactivity	Citations	SDS
<a href="#">HPA048532</a>	polyclonal	IHC	human		
<a href="#">HPA052891</a>	polyclonal	IF, IHC	human		

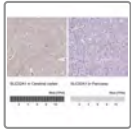


## Anti-SLC5A1 antibody produced in rabbit

**Synonym(s):** Anti-D22S675, Anti-NAGT, Anti-SGLT1

## All Photos (13)


Product No.	Clonality	Application	Species Reactivity	Citations	SDS
<a href="#">HPA051805</a>	polyclonal	IHC	human	1	
<a href="#">HPA055106</a>	polyclonal	IF, IHC	human	1	

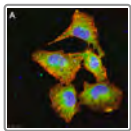


### Anti-SLC32A1 antibody produced in rabbit

**Synonym(s):** Anti-SLC32A1, Anti-VIAAT, Anti-bA122O1.1



## All Photos (7)

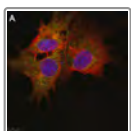
Product No.	Clonality	Application	Species Reactivity	Citations	SDS
<a href="#">HPA059985</a>	polyclonal	IHC	human	6	



### Anti-SLC10A1 Antibody, clone 1B12 ZooMAb<sup>®</sup> Rabbit Monoclonal



## All Photos (8)

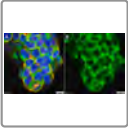
Product No.	Clonality	Application	Species Reactivity	Citations	SDS
<a href="#">ZRB1535</a>	1B12, recombinant monoclonal	ELISA, ICC, WB	human		 



### Anti-SLC19A1 Antibody, clone 2E11 ZooMAb<sup>®</sup> Rabbit Monoclonal

## All Photos (8)




Product No.	Clonality	Application	Species Reactivity	Citations	SDS
<a href="#">ZRB1461</a>	2E11, recombinant monoclonal	ICC, WB, affinity binding assay	human, monkey		 



## Anti-SLC31A1/CTR1 Antibody, clone 1K21 ZooMAb<sup>®</sup> Rabbit Monoclonal

[All](#)

[Photos \(5\)](#)




Product No.	Clonality	Application	Species Reactivity	Citations	SDS
<b>ZRB2787</b>	recombinant monoclonal	ICC, WB, affinity binding assay	human		  

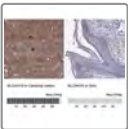


## Anti-SLC38A10 antibody produced in rabbit

**Synonym(s):** Anti-Putative sodium-coupled neutral amino acid transporter 10


[All Photos \(20\)](#)

Product No.	Clonality	Application	Species Reactivity	Citations	SDS
<b>HPA023161</b>	polyclonal	IHC	human	3	
<b>HPA021374</b>	polyclonal	IF, IHC	human	2	
<b>HPA024631</b>	polyclonal	IF, IHC	human	3	



## Anti-SLC4A10 antibody produced in rabbit

[All Photos \(3\)](#)


Product No.	Clonality	Application	Species Reactivity	Citations	SDS
<b>HPA076725</b>	polyclonal	IF, IHC	human		



## Anti-SLC26A11 antibody produced in rabbit

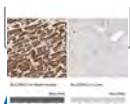
**Synonym(s):** Anti-solute carrier family 26, member 11

[All Photos \(3\)](#)

Product No.	Clonality	Application	Species Reactivity	Citations	SDS
<b>HPA029893</b>	polyclonal	IF, IHC	human	1	



## Anti-SLC25A12 antibody produced in rabbit



**Synonym(s):** Anti-Aralar, Anti-solute carrier family 25 (mitochondrial carrier, Aralar), member 12

[Photos](#) (10)

Product No.	Clonality	Application	Species Reactivity	Citations	SDS
<a href="#">HPA035333</a>	polyclonal	IHC	mouse, rat, human		
<a href="#">HPA035334</a>	polyclonal	IHC	human		



### Anti-SLC22A12 antibody produced in rabbit

**Synonym(s):** Anti-Organic anion transporter 4-like protein, Anti-RST, Anti-Renal-specific transporter, Anti-Solute carrier family 22 member 12, Anti-Urate anion exchanger 1

[All Photos](#) (5)

Product No.	Clonality	Application	Species Reactivity	Citations	SDS
<a href="#">HPA024575</a>	polyclonal	IHC	human	4	





### Anti-SLC5A12 antibody produced in rabbit

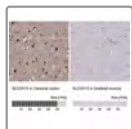
[All Photos](#) (5)

Product No.	Clonality	Application	Species Reactivity	Citations	SDS
<a href="#">HPA060904</a>	polyclonal	IHC	human		

## All **Anti-SLC22A13 antibody produced in rabbit**


**Photos** (6) **Synonym(s):** Anti-OAT10, Anti-OCTL1, Anti-OCTL3, Anti-ORCTL3, Anti-Solute carrier family 22 (organic anion transporter), member 13

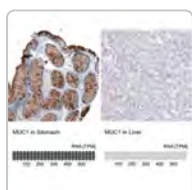
Product No.	Clonality	Application	Species Reactivity	Citations	SDS
<b>HPA035962</b>	polyclonal	IHC	human		
<b>HPA035603</b>	polyclonal	IHC	human	1	



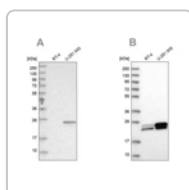
## **Anti-SLC22A13 antibody produced in rabbit**

**All Photos** (4)

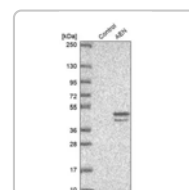
Product No.	Clonality	Application	Species Reactivity	Citations	SDS
<b>HPA061679</b>	polyclonal	IF, IHC, WB	human		



**Sigma-Aldrich**  
**AMAB91533**  
**Monoclonal**  
**Anti-MUC1...**

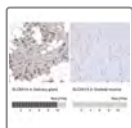


**Sigma-Aldrich**  
**HPA028118**  
**Anti-GUK1**



**Sigma-Aldric**  
**HPA0485**  
**Anti-AEN**  
**antibody.**





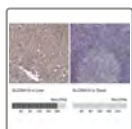
### Anti-SLC6A14 antibody produced in rabbit

**Synonym(s):** Anti-Amino acid transporter ATB0+ antibody produced in rabbit, Anti-Sodium- and chloride-dependent neutral and basic amino acid transporter B(0+) antibody produced in rabbit, Anti-Solute carrier family 6 member 14 antibody produced in rabbit

[All](#)

[Photos](#) (5)

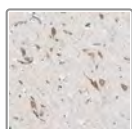
Product No.	Clonality	Application	Species Reactivity	Citations	SDS
<a href="#">HPA003193</a>	polyclonal	IHC	human	7	



### Anti-SLC39A14 antibody produced in rabbit

[All Photos](#) (3)

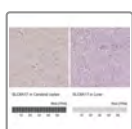
Product No.	Clonality	Application	Species Reactivity	Citations	SDS
<a href="#">HPA056732</a>	polyclonal	IF, IHC	human		



### Anti-SLC6A15 antibody produced in rabbit

[All Photos](#) (3)

Product No.	Clonality	Application	Species Reactivity	Citations	SDS
<a href="#">HPA008609</a>	polyclonal	IF, IHC, WB	human	2	



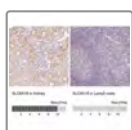
### Anti-SLC6A17 antibody produced in rabbit

**Synonym(s):** Anti-Orphan sodium- and chloride-dependent neurotransmitter transporter NTT4, Anti-Solute carrier family 6 member 17

[All](#)

[Photos](#) (3)

Product No.	Clonality	Application	Species Reactivity	Citations	SDS
<a href="#">HPA008044</a>	polyclonal	IHC	human	2	




### Anti-SLC6A18 antibody produced in rabbit

**Synonym(s):** Anti-Sodium- and chloride-dependent transporter XTRP2, Anti-Solute carrier family 6 member 18

[All](#)



[Photos](#) (3)

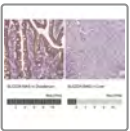
Product No.	Clonality	Application	Species Reactivity	Citations	SDS
<a href="#">HPA011885</a>	polyclonal	IHC	human	2	



### Anti-SLC22A18 antibody produced in rabbit

[All Photos](#) (6)


Product No.	Clonality	Application	Species Reactivity	Citations	SDS
<a href="#">HPA071461</a>	polyclonal	IHC	human		
<a href="#">HPA067812</a>	polyclonal	IHC	human		



### Anti-SLC22A18AS antibody produced in rabbit

**Synonym(s):** Anti-BWR1B, Anti-BWSCR1B, Anti-ORCTL2S, Anti-SLC22A1LS, Anti-p27-BWR1B

[All Photos](#) (5)



Product No.	Clonality	Application	Species Reactivity	Citations	SDS
<a href="#">HPA068288</a>	polyclonal	IF, IHC	human		

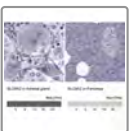


### Anti-SLC6A19 antibody produced in rabbit

**Synonym(s):** Anti-Solute carrier family 6 (neutral amino acid transporter), member 19

[All Photos](#) (11)


Product No.	Clonality	Application	Species Reactivity	Citations	SDS
<a href="#">HPA043207</a>	polyclonal	IF, IHC	human	1	
<a href="#">HPA037415</a>	polyclonal	IHC	human		

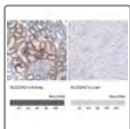


### Anti-SLC6A2

**Synonym(s):** NAT1, NET, NET1, SLC6A5

[All Photos](#) (3)

Product No.	Clonality	Application	Species Reactivity	Citations	SDS
<a href="#">HPA076311</a>	polyclonal	IHC	human		

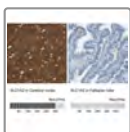


## Anti-SLC22A2 antibody produced in rabbit

**Synonym(s):** Anti-Organic cation transporter 2, Anti-Solute carrier family 22 member 2, Anti-hOCT2

**All Photos** (8)

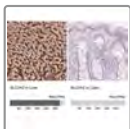
Product No.	Clonality	Application	Species Reactivity	Citations	SDS
<a href="#">HPA008549</a>	polyclonal	IF, IHC	human		
<a href="#">HPA008567</a>	polyclonal	IHC	human	8	



## Anti-SLC1A2 antibody produced in rabbit

**All Photos** (8)

Product No.	Clonality	Application	Species Reactivity	Citations	SDS
<a href="#">HPA067499</a>	polyclonal	IF, IHC	human		
<a href="#">HPA009172</a>	polyclonal	IHC	human	4	

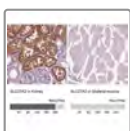


## Anti-SLC2A2 antibody produced in rabbit

**Synonym(s):** Anti-GLUT2

**All Photos** (3)

Product No.	Clonality	Application	Species Reactivity	Citations	SDS
<a href="#">HPA028997</a>	polyclonal	IHC	human	4	



## Anti-SLC27A2 antibody produced in rabbit

**Synonym(s):** Anti-FATP-2, Anti-Solute carrier family 27 member 2, Anti-THCA-CoA ligase, Anti-VLACS, Anti-VLCS, Anti-Very long-chain acyl-CoA synthetase, Anti-Very long-chain-fatty-acid-CoA ligase

**All Photos** (5)



Product No.	Clonality	Application	Species Reactivity	Citations	SDS
<a href="#">HPA026089</a>	polyclonal	IHC	human	6	

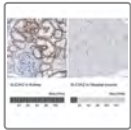


## Anti-SLC28A2 antibody produced in rabbit

**Synonym(s):** Anti-CNT2, Anti-HCNT2, Anti-HsT17153, Anti-SPNT1

## All Photos (13)


Product No.	Clonality	Application	Species Reactivity	Citations	SDS
<a href="#">HPA055623</a>	polyclonal	IHC	human		
<a href="#">HPA046068</a>	polyclonal	IHC	human		



### Anti-SLC3A2 antibody produced in rabbit

**Synonym(s):** Anti-4F2, Anti-4F2HC, Anti-4T2HC, Anti-CD98, Anti-solute carrier family 3 (activators of dibasic and neutral amino acid transport), member 2


## All Photos (7)

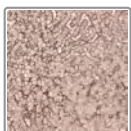
Product No.	Clonality	Application	Species Reactivity	Citations	SDS
<a href="#">HPA017980</a>	polyclonal	IF, IHC	human	10	



### Anti-SLC26A2 antibody produced in rabbit


## All Photos (6)


Product No.	Clonality	Application	Species Reactivity	Citations	SDS
<a href="#">HPA058090</a>	polyclonal	IHC, WB	human		



### Anti-SLC16A2 antibody produced in rabbit

## All Photos (6)


Product No.	Clonality	Application	Species Reactivity	Citations	SDS
<a href="#">HPA072719</a>	polyclonal	IF, IHC	human, mouse	1	

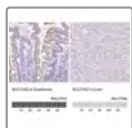


### Anti-SLC29A2 antibody produced in rabbit

**Synonym(s):** Anti-Equilibrative NBMPR-insensitive nucleoside transporter, Anti-Equilibrative nitrobenzylmercaptapurine riboside-insensitive nucleoside transporter, Anti-Equilibrative nucleoside transporter 2, Anti-Nucleoside transporter, ei-type, Anti-Solute carrier family 29 member 2

## All Photos (2)

Product No.	Clonality	Application	Species Reactivity	Citations	SDS
<a href="#">HPA018168</a>	polyclonal	IHC	human	6	



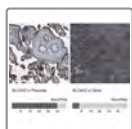
### Anti-SLC13A2 antibody produced in rabbit

**Synonym(s):** Anti-Na(+)/dicarboxylate cotransporter 1, Anti-Renal sodium/dicarboxylate cotransporter, Anti-Solute carrier family 13 member 2

[All](#)

[Photos](#) (3)

Product No.	Clonality	Application	Species Reactivity	Citations	SDS
<a href="#">HPA014963</a>	polyclonal	IHC	human	4	



### Anti-SLC4A2 antibody produced in rabbit

**Synonym(s):** Anti-AE 2, Anti-Anion exchange protein 2, Anti-Anion exchanger 2, Anti-BND3L, Anti-Non-erythroid band 3-like protein, Anti-Solute carrier family 4 member 2

[All](#)

[Photos](#) (4)

Product No.	Clonality	Application	Species Reactivity	Citations	SDS
<a href="#">HPA019339</a>	polyclonal	IF, IHC	human	4	




### Anti-SLC43A2 antibody produced in rabbit

**Synonym(s):** Anti-L-type amino L-acid transporter 4, Anti-Large neutral amino acids transporter small subunit 4, Anti-Solute carrier family 43 member 2

[All](#)

[Photos](#) (4)

Product No.	Clonality	Application	Species Reactivity	Citations	SDS
<a href="#">HPA021564</a>	polyclonal	IHC, WB	human	1	



### Anti-SLC10A2 antibody produced in rabbit

**Synonym(s):** Anti-ASBT, Anti-IBAT, Anti-ISBT, Anti-Ileal sodium/bile acid cotransporter

[All Photos](#) (2)

Product No.	Clonality	Application	Species Reactivity	Citations	SDS
<a href="#">HPA004795</a>	polyclonal	IHC	human	5	



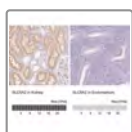
## Anti-SLC8A2 antibody produced in rabbit

**Synonym(s):** Anti-KIAA1087, Anti-NCX2, Anti-solute carrier family 8 (sodium/calcium exchanger), member 2

[All](#)

[Photos](#) (14)

Product No.	Clonality	Application	Species Reactivity	Citations	SDS
<a href="#">HPA050818</a>	polyclonal	IHC	human		
<a href="#">HPA054671</a>	polyclonal	IHC	human		



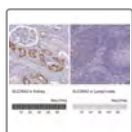
## Anti-SLC5A2 antibody produced in rabbit

**Synonym(s):** Anti-SGLT2, Anti-Solute Carrier Family 5 (Sodium/Glucose Cotransporter), Member 2

[All](#)

[Photos](#) (5)

Product No.	Clonality	Application	Species Reactivity	Citations	SDS
<a href="#">HPA041603</a>	polyclonal	IHC	human	6	



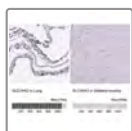
## Anti-SLC36A2 antibody produced in rabbit

**Synonym(s):** Anti-PAT2, Anti-Solute Carrier Family 36 (Proton/Amino Acid Symporter), Member 2, Anti-TRAMD1, Anti-tramdorin

[All](#)

[Photos](#) (6)

Product No.	Clonality	Application	Species Reactivity	Citations	SDS
<a href="#">HPA044002</a>	polyclonal	IHC	human		
<a href="#">HPA062229</a>	polyclonal	IHC	human		

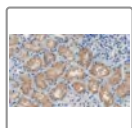


## Anti-SLC34A2 antibody produced in rabbit

**Synonym(s):** Anti-NAPI-3B, Anti-Solute carrier family 34 (sodium phosphate), member 2

[All Photos](#) (5)



Product No.	Clonality	Application	Species Reactivity	Citations	SDS
<a href="#">HPA037989</a>	polyclonal	IHC	human	3	

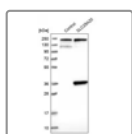


## Anti-SLC5A2 Antibody, clone 2I4 ZooMAb<sup>®</sup> Rabbit Monoclonal

All

Photos (14)

Product No.	Clonality	Application	Species Reactivity	Citations	SDS
<b>ZRB1475</b>	2I4, recombinant monoclonal	ICC, IHC (p), WB, affinity binding assay	human, monkey, mouse	 	





## Anti-SLC25A20 antibody produced in rabbit

**Synonym(s):** Anti-CAC, Anti-Carnitine/acylcarnitine translocase, Anti-Mitochondrial carnitine/acylcarnitine carrier protein, Anti-Solute carrier family 25 member 20, Anti-CACT, Anti-solute carrier family 25 (carnitine/acylcarnitine translocase), member 20

All

Photos (7)



Product No.	Clonality	Application	Species Reactivity	Citations	SDS
<b>HPA016862</b>	polyclonal	IHC	human	2	
<b>HPA029863</b>	polyclonal	IF, IHC	human	1	

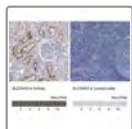
All

## Anti-SLC25A24 antibody produced in rabbit

Photos (7)

**Synonym(s):** Anti-APC1, Anti-DKFZp586G0123, Anti-solute carrier family 25 (mitochondrial carrier; phosphate carrier), member 24

Product No.	Clonality	Application	Species Reactivity	Citations	SDS
<a href="#">HPA063636</a>	polyclonal	IF, IHC	human		
<a href="#">HPA028519</a>	polyclonal	IF, IHC	human	1	




## Anti-SLC34A3 antibody produced in rabbit

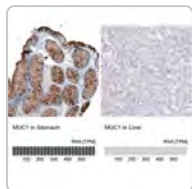
**Synonym(s):** Anti-NaPi-2c, Anti-Sodium-dependent phosphate transport protein 2C, Anti-Sodium-phosphate transport protein 2C, Anti-Sodium/phosphate cotransporter 2C

All

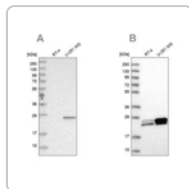
Photos (3)

Product No.	Clonality	Application	Species Reactivity	Citations	SDS
<a href="#">HPA023776</a>	polyclonal	IHC	human		

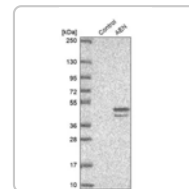




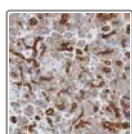
Sigma-Aldrich  
**AMAB91533**  
 Monoclonal  
 Anti-MUC1...



Sigma-Aldrich  
**HPA028118**  
 Anti-GUK1



Sigma-Aldrich  
**HPA0485**  
 Anti-AEN  
 antibody.



### Anti-SLC28A3 antibody produced in rabbit

**Synonym(s):** Anti-Concentrative Na(+), Anti-Solute carrier family 28 member 3, Anti-hCNT3

[All Photos](#) (2)

Product No.	Clonality	Application	Species Reactivity	Citations	SDS
<b>HPA024729</b>	polyclonal	IHC	human	4	

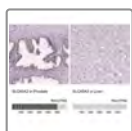


### Anti-SLC13A3 antibody produced in rabbit

**Synonym(s):** Anti-Na(+)/dicarboxylate cotransporter 3, Anti-NaDC-3, Anti-Sodium-dependent high-affinity dicarboxylate transporter 2, Anti-Solute carrier family 13 member 3, Anti-hNaDC3

[All Photos](#) (3)

Product No.	Clonality	Application	Species Reactivity	Citations	SDS
<b>HPA014736</b>	polyclonal	IHC	human	6	



### Anti-SLC45A3 antibody produced in rabbit

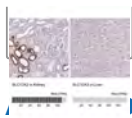
**Synonym(s):** Anti-Prostate cancer-associated protein 6, Anti-Prostein, Anti-Solute carrier family 45 member 3

[All Photos](#) (14)

Product No.	Clonality	Application	Species Reactivity	Citations	SDS
<b>HPA019073</b>	polyclonal	IF, IHC	human	3	
<b>HPA019075</b>	polyclonal	IF, IHC	human	3	



### Anti-SLC12A3 antibody produced in rabbit



[Photos](#) (5)

Product No.	Clonality	Application	Species Reactivity	Citations	SDS
<a href="#">HPA028748</a>	polyclonal	IHC	human	10	




### Anti-SLC26A3 antibody produced in rabbit

**Synonym(s):** Anti-CLD, Anti-DRA, Anti-solute carrier family 26, member 3

[All Photos](#) (5)

Product No.	Clonality	Application	Species Reactivity	Citations	SDS
<a href="#">HPA036055</a>	polyclonal	IHC	human	1	



### Anti-SLC39A3 antibody produced in rabbit

**Synonym(s):** Anti-Solute carrier family 39 (zinc transporter), member 3, Anti-Zip3

[All Photos](#) (3)

Product No.	Clonality	Application	Species Reactivity	Citations	SDS
<a href="#">HPA042139</a>	polyclonal	IF, IHC	human		



### Anti-SLC44A3 antibody produced in rabbit

**Synonym(s):** Anti-CTL3, Anti-MGC45474, Anti-solute carrier family 44, member 3

[All Photos](#) (4)

Product No.	Clonality	Application	Species Reactivity	Citations	SDS
<a href="#">HPA047433</a>	polyclonal	IHC	human	1	



### Anti-SLC1A3 antibody produced in rabbit

**Synonym(s):** Anti-EA6, Anti-EAAT1, Anti-GLAST, Anti-Solute carrier family 1 (glial high affinity glutamate transporter), member 3, Anti-Ea6, Anti-Eaat1, Anti-Glast

[All Photos](#) (13)

Product No.	Clonality	Application	Species Reactivity	Citations	SDS
<a href="#">HPA037468</a>	polyclonal	IHC	human	1	
<a href="#">HPA037467</a>	polyclonal	IF, IHC	human	1	



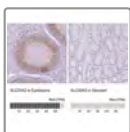
## Anti-SLC9A3 antibody produced in rabbit

**Synonym(s):** Anti-NHE3, Anti-Solute carrier family 9 (sodium/hydrogen exchanger), member 3

[All](#)

[Photos](#) (15)

Product No.	Clonality	Application	Species Reactivity	Citations	SDS
<a href="#">HPA036669</a>	polyclonal	IHC	human	3	
<a href="#">HPA036493</a>	polyclonal	IF, IHC	human	3	

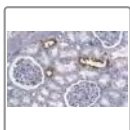


## Anti-SLC30A3 antibody produced in rabbit

**Synonym(s):** Anti-ZNT3

[All Photos](#) (5)

Product No.	Clonality	Application	Species Reactivity	Citations	SDS
<a href="#">HPA060505</a>	polyclonal	IHC	human	1	



## Anti-SLC12A3 Antibody, clone 3I12 ZooMAb<sup>®</sup> Rabbit Monoclonal

[All](#)

[Photos](#) (17)

Product No.	Clonality	Application	Species Reactivity	Citations	SDS
<a href="#">ZRB1821</a>	3I12, recombinant monoclonal	ICC, IHC, WB, affinity binding assay	mouse, human		




## Anti-SLC9A3R1 antibody produced in rabbit

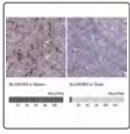
**Synonym(s):** Anti-EBP50, Anti-Ezrin-radixin-moesin-binding phosphoprotein 50, Anti-NHERF-1, Anti-Na(+)/H(+) exchange regulatory cofactor NHE-RF, Anti-Regulatory cofactor of Na(+)/H(+) exchanger, Anti-Sodium-hydrogen exchanger regulatory factor 1, Anti-Solute carrier family 9 isoform A3 regulatory, Anti-AB023051.1, Anti-D6S52E, Anti-G3, Anti-NCRNA00149, Anti-NHERF, Anti-solute carrier family 9 (sodium/hydrogen exchanger), member 3 regulator 1

[All](#)

[Photos](#) (20)

Product No.	Clonality	Application	Species Reactivity	Citations	SDS
<a href="#">HPA009672</a>	polyclonal	IHC	human	7	


Product No.	Clonality	Application	Species Reactivity	Citations	SDS
<a href="#">HPA027247</a>	polyclonal	IF, IHC	human	1	




### Anti-SLC9A3R2

**Synonym(s):** E3KARP, NHERF-2, SIP-1, TKA-1

[All Photos](#) (4)


Product No.	Clonality	Application	Species Reactivity	Citations	SDS
<a href="#">HPA066520</a>	polyclonal	IHC, WB	human		

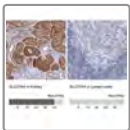


### Anti-SLC9A3R2 antibody produced in rabbit

**Synonym(s):** Anti-NHE3 kinase A regulatory protein E3KARP antibody produced in rabbit, Anti-NHERF-2 antibody produced in rabbit, Anti-Na<sup>+</sup>/H<sup>+</sup> exchange regulatory cofactor NHE-RF2 antibody produced in rabbit, Anti-SIP-1 antibody produced in rabbit, Anti-SRY-interacting protein 1 antibody produced in rabbit, Anti-Solute carrier family 9 isoform A3 regulatory factor 2 antibody produced in rabbit, Anti-TKA-1 antibody produced in rabbit, Anti-Tyrosine kinase activator protein 1 antibody produced in rabbit

[All Photos](#) (3)



Product No.	Clonality	Application	Species Reactivity	Citations	SDS
<a href="#">HPA001672</a>	polyclonal	IHC	human	7	



### Anti-SLC37A4 antibody produced in rabbit

**Synonym(s):** Anti-G6PT1, Anti-G6PT2, Anti-G6PT3, Anti-GSD1b, Anti-GSD1c

[All Photos](#) (7)


Product No.	Clonality	Application	Species Reactivity	Citations	SDS
<a href="#">HPA038940</a>	polyclonal	IHC	human		
<a href="#">HPA038939</a>	polyclonal	IF, IHC	human	1	

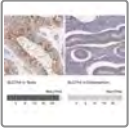


### Anti-SLC36A4 antibody produced in rabbit

**Synonym(s):** Anti-Proton-coupled amino acid transporter 4, Anti-Proton/amino acid transporter 4, Anti-Solute carrier family 36 member 4

[All Photos](#) (5)

Product No.	Clonality	Application	Species Reactivity	Citations	SDS
<a href="#">HPA017887</a>	polyclonal	IF, IHC	human	5	




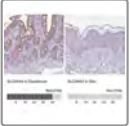
## Anti-SLC7A4 antibody produced in rabbit

**Synonym(s):** Anti-CAT-4, Anti-HCAT3, Anti-Solute carrier family 7 (cationic amino acid transporter, y+ system), member 4, Anti-VH

[All](#)


[Photos](#) (4)

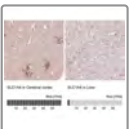
Product No.	Clonality	Application	Species Reactivity	Citations	SDS
<a href="#">HPA031023</a>	polyclonal	IHC	human		



## Anti-SLC44A4 antibody produced in rabbit

[All Photos](#) (5)


Product No.	Clonality	Application	Species Reactivity	Citations	SDS
<a href="#">HPA046977</a>	polyclonal	IHC	human		



## Anti-SLC1A4 antibody produced in rabbit

**Synonym(s):** Anti-ASCT1, Anti-SATT

[All Photos](#) (6)



Product No.	Clonality	Application	Species Reactivity	Citations	SDS
<a href="#">HPA034964</a>	polyclonal	IF, IHC	human		

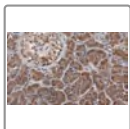


## Anti-SLC4A4 antibody produced in rabbit

**Synonym(s):** Anti-HNBC1, Anti-NBC1, Anti-NBC2, Anti-hhNMC, Anti-pNBC



[All Photos](#) (8)

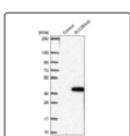
Product No.	Clonality	Application	Species Reactivity	Citations	SDS
<a href="#">HPA079220</a>	polyclonal	IF, IHC	human		
<a href="#">HPA035628</a>	polyclonal	IHC	human	1	



## Anti-SLC12A4 Antibody, clone 1F16 ZooMAb<sup>®</sup> Rabbit Monoclonal

**All Photos** (15)


Product No.	Clonality	Application	Species Reactivity	Citations	SDS
<b>ZRB2167</b>	1F16, recombinant monoclonal	ELISA, ICC, IHC, WB, affinity binding assay	human	 	



## Anti-SLC25A42 antibody produced in rabbit

**Synonym(s):** Anti-MGC26694, Anti-solute carrier family 25, member 42

**All Photos** (3)



Product No.	Clonality	Application	Species Reactivity	Citations	SDS
<b>HPA049449</b>	polyclonal	IF, IHC	human		



## Anti-SLC2A5 antibody produced in rabbit

**Synonym(s):** Anti-Fructose transporter antibody produced in rabbit, Anti-Glucose transporter type 5, small intestine antibody produced in rabbit, Anti-Solute carrier family 2, facilitated glucose transporter member 5 antibody produced in rabbit

**All Photos** (9)


Product No.	Clonality	Application	Species Reactivity	Citations	SDS
<b>HPA075145</b>	polyclonal	IF, IHC	human		
<b>HPA005449</b>	polyclonal	IHC	human	6	

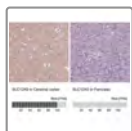


## Anti-SLC27A5 antibody produced in rabbit

**Synonym(s):** Anti-BA-CoA ligase, Anti-BACS, Anti-BAL, Anti-Bile acid-CoA ligase, Anti-Bile acyl-CoA synthetase, Anti-Cholate-CoA ligase, Anti-VLACS, Anti-VLACS-related, Anti-VLCS-H2, Anti-VLCSH2, Anti-Very long-chain acyl-CoA synthetase homolog 2, Anti-Very long-chain acyl-CoA synthetase-related protein

**All Photos** (4)

Product No.	Clonality	Application	Species Reactivity	Citations	SDS
<b>HPA007292</b>	polyclonal	IHC	human	4	



## Anti-SLC12A5 antibody produced in rabbit

[All Photos](#) (3)

Product No.	Clonality	Application	Species Reactivity	Citations	SDS
<a href="#">HPA072058</a>	polyclonal	IHC	human	2	

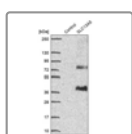


## Anti-SLC38A5 antibody produced in rabbit

**Synonym(s):** Anti-JM24, Anti-SN2, Anti-Solute Carrier Family 38, Member 5

[All Photos](#) (6)

Product No.	Clonality	Application	Species Reactivity	Citations	SDS
<a href="#">HPA047411</a>	polyclonal	IF, IHC	human		



## Anti-SLC13A5 antibody produced in rabbit

**Synonym(s):** Anti-NACT, Anti-Solute Carrier Family 13 (Sodium-Dependent Citrate Transporter), Member 5

[All Photos](#) (3)

Product No.	Clonality	Application	Species Reactivity	Citations	SDS
<a href="#">HPA044343</a>	polyclonal	IHC, WB	human	1	



## Anti-SLC1A5 antibody produced in rabbit


**Synonym(s):** Anti-AAAT, Anti-ASCT2, Anti-M7V1, Anti-RDRC, Anti-Solute carrier family 1 (neutral amino acid transporter), member 5, Anti-AKAP121, Anti-AKAP149, Anti-AKAP84, Anti-PRKA1, Anti-S-AKAP84, Anti-SAKAP84, Anti-solute carrier family 1 (neutral amino acid transporter), member 5

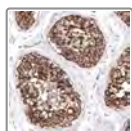
[All Photos](#) (12)

Product No.	Clonality	Application	Species Reactivity	Citations	SDS
<a href="#">HPA035239</a>	polyclonal	IF, IHC	human	4	
<a href="#">HPA035240</a>	polyclonal	IF, IHC, WB	human	13	

**All Photos (4) Anti-SLC5A5 antibody produced in rabbit**

**Synonym(s):** Anti-NIS


Product No.	Clonality	Application	Species Reactivity	Citations	SDS
<b>HPA049055</b>	polyclonal	IHC	human	1	

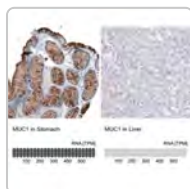


**Anti-SLC7A5 antibody produced in rabbit**

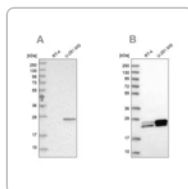
**Synonym(s):** Anti-CD98, Anti-D16S469E, Anti-E16, Anti-LAT1, Anti-MPE16

**All Photos (4)**

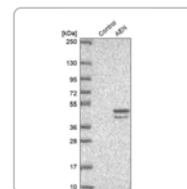
Product No.	Clonality	Application	Species Reactivity	Citations	SDS
<b>HPA052673</b>	polyclonal	IHC	human	5	



**Sigma-Aldrich**  
**AMAB91533**  
**Monoclonal**  
**Anti-MUC1...**



**Sigma-Aldrich**  
**HPA028118**  
**Anti-GUK1**

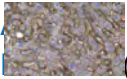


**Sigma-Aldric**  
**HPA0485**  
**Anti-AEN**  
**antibody.**





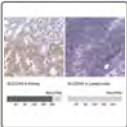
**Anti-SLC13A5 Antibody, clone 1D4 ZooMAb<sup>®</sup> Rabbit**  
**Monoclonal**





(13)


Product No.	Clonality	Application	Species Reactivity	Citations	SDS
<b>ZRB2085</b>	1D4, recombinant monoclonal	ELISA, ICC, IHC, WB, affinity binding assay	mouse, human	 	



### Anti-SLC22A6

**Synonym(s):** OAT1, PAHT, ROAT1

[All Photos](#) (3)


Product No.	Clonality	Application	Species Reactivity	Citations	SDS
<b>HPA074559</b>	polyclonal	IHC	human		

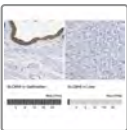


### Anti-SLC10A6 antibody produced in rabbit

**Synonym(s):** Anti-Sodium-dependent organic anion transporter, Anti-Solute carrier family 10 member 6

[All Photos](#) (3)


Product No.	Clonality	Application	Species Reactivity	Citations	SDS
<b>HPA016662</b>	polyclonal	IHC	human	2	

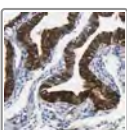


### Anti-SLC6A6 antibody produced in rabbit

**Synonym(s):** Anti-Sodium- and chloride-dependent taurine transporter, Anti-Solute carrier family 6 member 6

[All Photos](#) (6)


Product No.	Clonality	Application	Species Reactivity	Citations	SDS
<b>HPA016488</b>	polyclonal	IHC	human	4	

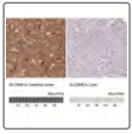


### Anti-SLC27A6 antibody produced in rabbit

**Synonym(s):** Anti-FATP-6, Anti-Fatty acid transport protein 6, Anti-Fatty-acid-coenzyme A ligase, very long-chain 2, Anti-Long-chain fatty acid transport protein 6, Anti-Solute carrier family 27 member 6, Anti-VLCSH1, Anti-Very long-chain acyl-CoA synthetase homolog 1, Anti-hVLCs-H1

[All Photos](#) (5)


Product No.	Clonality	Application	Species Reactivity	Citations	SDS
<b>HPA008987</b>	polyclonal	IF, IHC, WB	human	2	

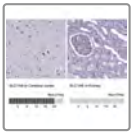


### Anti-SLC9A6 antibody produced in rabbit

**Synonym(s):** Anti-KIAA0267, Anti-NHE6

[All Photos](#) (5)


Product No.	Clonality	Application	Species Reactivity	Citations	SDS
<b>HPA059445</b>	polyclonal	IHC	human		

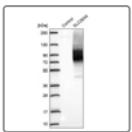


### Anti-SLC1A6 antibody produced in rabbit

**Synonym(s):** Anti-EAAT4, Anti-solute carrier family 1 (high affinity aspartate/glutamate transporter), member 6

[All Photos](#) (4)


Product No.	Clonality	Application	Species Reactivity	Citations	SDS
<b>HPA041505</b>	polyclonal	IF, IHC	human	1	

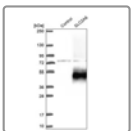


### Anti-SLC26A6 antibody produced in rabbit

**Synonym(s):** Anti-DKFZp586E1422, Anti-solute carrier family 26, member 6

[All Photos](#) (5)


Product No.	Clonality	Application	Species Reactivity	Citations	SDS
<b>HPA048363</b>	polyclonal	IHC, WB	human		

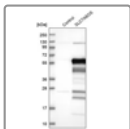


### Anti-SLC2A6 antibody produced in rabbit

**Synonym(s):** Anti-GLUT6, Anti-GLUT9, Anti-HSA011372, Anti-solute carrier family 2 (facilitated glucose transporter), member 6

[All Photos](#) (2)

Product No.	Clonality	Application	Species Reactivity	Citations	SDS
<b>HPA042272</b>	polyclonal	IHC	human		

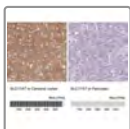


## Anti-SLC7A6S antibody produced in rabbit

**Synonym(s):** Anti-Flj13291, Anti-Solute carrier family 7, member 6 opposite strand

[All Photos](#) (3)

Product No.	Clonality	Application	Species Reactivity	Citations	SDS
<a href="#">HPA041533</a>	polyclonal	IF, IHC, WB	human	1	

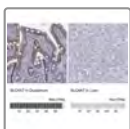


## Anti-SLC17A7 antibody produced in rabbit

**Synonym(s):** Anti-BNPI, Anti-SLC17A7

[All Photos](#) (6)

Product No.	Clonality	Application	Species Reactivity	Citations	SDS
<a href="#">HPA050458</a>	polyclonal	IHC	human	19	

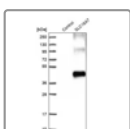


## Anti-SLC4A7 antibody produced in rabbit

**Synonym(s):** Anti-Nbc3, Anti-Sbc2, Anti-Slc4a6, Anti-Solute carrier family 4, sodium bicarbonate cotransporter, member 7

[All Photos](#) (5)

Product No.	Clonality	Application	Species Reactivity	Citations	SDS
<a href="#">HPA035857</a>	polyclonal	IHC	human	7	

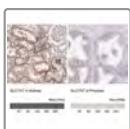


## Anti-SLC16A7 antibody produced in rabbit

**Synonym(s):** Anti-MCT 2, Anti-Monocarboxylate transporter 2, Anti-Solute carrier family 16 member 7

[All Photos](#) (2)


Product No.	Clonality	Application	Species Reactivity	Citations	SDS
<a href="#">HPA005911</a>	polyclonal	IHC	human	5	

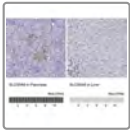


## Anti-SLC7A7 antibody produced in rabbit

**Synonym(s):** Anti-LPI, Anti-Solute carrier family 7 (cationic amino acid transporter, y+ system), member 7, Anti-Y+LAT-1

[All Photos](#) (4)


Product No.	Clonality	Application	Species Reactivity	Citations	SDS
<a href="#">HPA036227</a>	polyclonal	IHC, WB	human	5	




### Anti-SLC30A8

**Synonym(s):** ZNT8, ZnT-8

[All Photos](#) (3)


Product No.	Clonality	Application	Species Reactivity	Citations	SDS
<a href="#">HPA076165</a>	polyclonal	IHC	human		

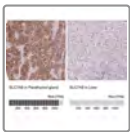


### Anti-SLC22A8 antibody produced in rabbit

**Synonym(s):** Anti-OAT3, Anti-Solute Carrier Family 22 (Organic Anion Transporter), Member 8



[All Photos](#) (5)

Product No.	Clonality	Application	Species Reactivity	Citations	SDS
<a href="#">HPA044174</a>	polyclonal	IHC	human	1	



### Anti-SLC7A8 antibody produced in rabbit

[All Photos](#) (9)


Product No.	Clonality	Application	Species Reactivity	Citations	SDS
<a href="#">HPA051950</a>	polyclonal	IHC	human	2	
<a href="#">HPA060672</a>	polyclonal	IHC	human		

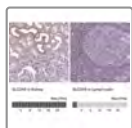


### Anti-SLC26A8 antibody produced in rabbit

**Synonym(s):** Anti-Solute carrier family 26, member 8

[All Photos](#) (3)

Product No.	Clonality	Application	Species Reactivity	Citations	SDS
<a href="#">HPA038081</a>	polyclonal	IHC	human	1	

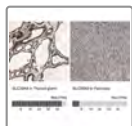


## Anti-SLC2A9 antibody produced in rabbit

**Synonym(s):** Anti-GLUTX, Anti-Glut9, Anti-URATv1

[All Photos](#) (6)

Product No.	Clonality	Application	Species Reactivity	Citations	SDS
<a href="#">HPA075669</a>	polyclonal	IF, IHC	human		
<a href="#">HPA066229</a>	polyclonal	IHC	human		



## Anti-SLC39A9 antibody produced in rabbit

**Synonym(s):** Anti-solute carrier family 39 antibody produced in rabbit, Anti-zinc transporter), member 9 antibody produced in rabbit

[All Photos](#) (4)

Product No.	Clonality	Application	Species Reactivity	Citations	SDS
<a href="#">HPA007921</a>	polyclonal	IHC	human	2	

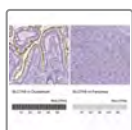


## Anti-SLC26A9 antibody produced in rabbit

**Synonym(s):** Anti-solute carrier family 26, member 9

[All Photos](#) (4)

Product No.	Clonality	Application	Species Reactivity	Citations	SDS
<a href="#">HPA051485</a>	polyclonal	IF, IHC	human		

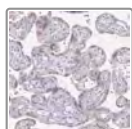


## Anti-SLC7A9 antibody produced in rabbit

**Synonym(s):** Anti-CSNU3, Anti-Solute Carrier Family 7 (Glycoprotein-Associated Amino Acid Transporter Light Chain, Bo,+ System), Member 9

[All Photos](#) (5)


Product No.	Clonality	Application	Species Reactivity	Citations	SDS
<a href="#">HPA042591</a>	polyclonal	IHC	human		




## Anti-SLC38A9 antibody produced in rabbit

**Synonym(s):** Anti-FLJ90709, Anti-Solute Carrier Family 38, Member 9


[All Photos](#) (5)

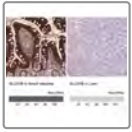
Product No.	Clonality	Application	Species Reactivity	Citations	SDS
<a href="#">HPA043785</a>	polyclonal	IF, IHC	human	8	



### Anti-SLC17A9 antibody produced in rabbit

[All Photos](#) (1)


Product No.	Clonality	Application	Species Reactivity	Citations	SDS
<a href="#">HPA056499</a>	polyclonal		human	2	

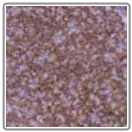


### Anti-SLC51B antibody produced in rabbit

**Synonym(s):** Anti-OSTBETA


[All Photos](#) (6)

Product No.	Clonality	Application	Species Reactivity	Citations	SDS
<a href="#">HPA008533</a>	polyclonal	IHC	human	8	



### Anti-SLC8B1 antibody produced in rabbit


[All Photos](#) (4)

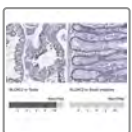
Product No.	Clonality	Application	Species Reactivity	Citations	SDS
<a href="#">HPA040668</a>	polyclonal	IHC	human	5	



### Anti-SLC35C1 antibody produced in rabbit


[All Photos](#) (6)

Product No.	Clonality	Application	Species Reactivity	Citations	SDS
<a href="#">HPA064001</a>	polyclonal	IF, IHC	human		




### Anti-SLC9C2 antibody produced in rabbit

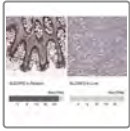
[All Photos](#) (3)

Product No.	Clonality	Application	Species Reactivity	Citations	SDS
<b>HPA079529</b>	polyclonal	IF, IHC	human		

## All Photos (4) **Anti-SLC35F1 antibody produced in rabbit**


**Synonym(s):** Anti-Solute carrier family 35 member F1

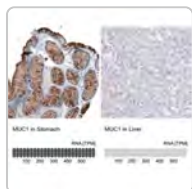
Product No.	Clonality	Application	Species Reactivity	Citations	SDS
<b>HPA019576</b>	polyclonal	IF, IHC	human	1	



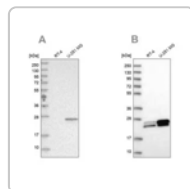
## **Anti-SLC35F2 antibody produced in rabbit**

### All Photos (3)

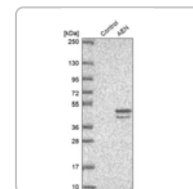
Product No.	Clonality	Application	Species Reactivity	Citations	SDS
<b>HPA060150</b>	polyclonal	IF, IHC	human		



Sigma-Aldrich  
**AMAB91533**  
Monoclonal  
Anti-MUC1...



Sigma-Aldrich  
**HPA028118**  
Anti-GUK1



Sigma-Aldrich  
**HPA0485**  
Anti-AEN  
antibody.





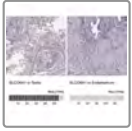
## **Anti-SLC35F5 antibody produced in rabbit**

**Synonym(s):** Anti-FLJ22004, Anti-solute carrier family 35, member F5



**All Photos** (4)


Product No.	Clonality	Application	Species Reactivity	Citations	SDS
<a href="#">HPA049229</a>	polyclonal	IHC, WB	human		
<a href="#">HPA034828</a>	polyclonal	IHC, WB	human		

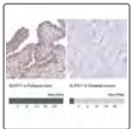


**Anti-SLC06A1 antibody produced in rabbit**

**Synonym(s):** Anti-CT48, Anti-MGC26949, Anti-OATP6A1, Anti-OATPY, Anti-solute carrier organic anion transporter family, member 6A1

**All Photos** (3)


Product No.	Clonality	Application	Species Reactivity	Citations	SDS
<a href="#">HPA054126</a>	polyclonal	IHC	human	1	




**Anti-SLFN11 antibody produced in rabbit**

**Synonym(s):** Anti-Schlafen family member 11

**All Photos** (8)


Product No.	Clonality	Application	Species Reactivity	Citations	SDS
<a href="#">HPA023030</a>	polyclonal	IF, IHC	human	10	

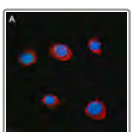


**Anti-SLFN5 antibody produced in rabbit**

**Synonym(s):** Anti-Schlafen family member 5



**All Photos** (6)

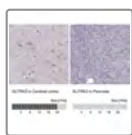
Product No.	Clonality	Application	Species Reactivity	Citations	SDS
<a href="#">HPA017760</a>	polyclonal	IF, IHC	human	5	



**Anti-SLFN11 Antibody, clone 3E13 ZooMAb<sup>®</sup> Rabbit Monoclonal**

**All Photos** (8)


Product No.	Clonality	Application	Species Reactivity	Citations	SDS
<b>ZRB1405</b>	3E13, recombinant monoclonal	ICC, WB, affinity binding assay	human		 

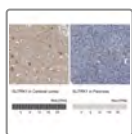


### Anti-SLITRK3

**Synonym(s):** KIAA0848

[All Photos](#) (3)



Product No.	Clonality	Application	Species Reactivity	Citations	SDS
<b>HPA048042</b>	polyclonal	IHC	human		



### Anti-SLITRK1 antibody produced in rabbit

**Synonym(s):** Anti-Leucine-rich repeat-containing protein 12, Anti-SLIT and NTRK-like protein 1 precursor


[All Photos](#) (6)

Product No.	Clonality	Application	Species Reactivity	Citations	SDS
<b>HPA074835</b>	polyclonal	IF, IHC	human		
<b>HPA012414</b>	polyclonal	IHC	human	3	



### Anti-SLITRK4 antibody produced in rabbit

[All Photos](#) (5)


Product No.	Clonality	Application	Species Reactivity	Citations	SDS
<b>HPA000431</b>	polyclonal	IHC	human		




### Anti-SLMAP antibody produced in rabbit

**Synonym(s):** Anti-Sarcolemmal membrane-associated protein, Anti-Sarcolemmal-associated protein, Anti-Sarcolemmal membrane-associated protein antibody produced in rabbit, Anti-Sarcolemmal-associated protein antibody produced in rabbit

[All Photos](#) (22)

Product No.	Clonality	Application	Species Reactivity	Citations	SDS
<b>HPA002357</b>	polyclonal	IF, IHC	human, mouse, rat	4	


Product No.	Clonality	Application	Species Reactivity	Citations	SDS
<b>HPA002358</b>	polyclonal	IF, IHC	rat, human	3	




### Anti-SLPI antibody produced in rabbit

**Synonym(s):** Anti-ALK1, Anti-ALP, Anti-BLPI, Anti-HUSI, Anti-HUSI-I, Anti-WAP4, Anti-WFDC4, Anti-secretory leukocyte peptidase inhibitor

**All Photos** (6)


Product No.	Clonality	Application	Species Reactivity	Citations	SDS
<b>HPA027774</b>	polyclonal	IHC	human	9	

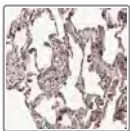


### Anti-SLTM antibody produced in rabbit

**Synonym(s):** Anti-FLJ13213, Anti-Met

**All Photos** (3)


Product No.	Clonality	Application	Species Reactivity	Citations	SDS
<b>HPA040381</b>	polyclonal	IF, IHC, WB	human		

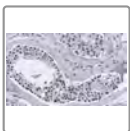


### Anti-SMAD7 antibody produced in rabbit

**Synonym(s):** Anti-MADH7, Anti-MADH8, Anti-SMAD family member 7



**All Photos** (5)

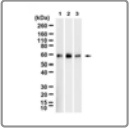
Product No.	Clonality	Application	Species Reactivity	Citations	SDS
<b>HPA028897</b>	polyclonal	IF, IHC	human	7	



### Anti-Smad1 Antibody, clone 1B9 ZooMAb<sup>®</sup> Rabbit Monoclonal

**All Photos** (11)



Product No.	Clonality	Application	Species Reactivity	Citations	SDS
<b>ZRB1241</b>	monoclonal recombinant monoclonal	ICC, IHC (p), WB, affinity binding assay	human, mouse		 

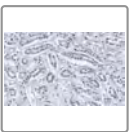


## Anti-SMAD4 Antibody, clone 1C14 ZooMAb<sup>®</sup> Rabbit Monoclonal

[All](#)

[Photos](#) (7)



Product No.	Clonality	Application	Species Reactivity	Citations	SDS
<b>ZRB1981</b>	1C14, recombinant monoclonal	ELISA, WB, affinity binding assay	human, mouse		 



## Anti-Smad3 Antibody, clone 1J11, ZooMAb<sup>®</sup> Rabbit Monoclonal

[All](#)

[Photos](#) (13)

Product No.	Clonality	Application	Species Reactivity	Citations	SDS
<b>ZRB1005</b>	1J11, recombinant monoclonal monoclonal	ICC, IHC (p), WB	rat, mouse, human	1	 






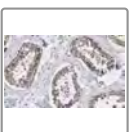
## Anti-SMAD7 Antibody, clone 2D15 ZooMAb<sup>®</sup> Rabbit Monoclonal

**Synonym(s):** Anti-IL-13 Antibody, clone 1B10 ZooMAb<sup>®</sup> Rabbit Monoclonal

[All](#)

[Photos](#) (7)



Product No.	Clonality	Application	Species Reactivity	Citations	SDS
<b>ZRB2271</b>	2D15, recombinant monoclonal	ICC, IHC, WB, affinity binding assay	human		  

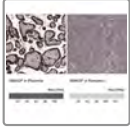


## Anti-Smad2 Antibody, clone 2F15 ZooMAb<sup>®</sup> Rabbit Monoclonal

[All](#)

[Photos](#) (11)


Product No.	Clonality	Application	Species Reactivity	Citations	SDS
<b>ZRB1765</b>	2F15, recombinant monoclonal	ICC, IHC (p), WB, affinity binding assay	human, rat		 




### Anti-SMAGP antibody produced in rabbit

**Synonym(s):** Anti-HSMAGP, Anti-MGC149453, Anti-MGC149454, Anti-Small cell adhesion glycoprotein

**All  
Photos** (4)


Product No.	Clonality	Application	Species Reactivity	Citations	SDS
<b>HPA039711</b>	polyclonal	IF, IHC	human	1	

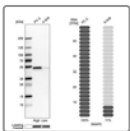


### Anti-SMAP1 antibody produced in rabbit

**Synonym(s):** Anti-FLJ13159, Anti-SMAP-1, Anti-small ArfGAP 1

**All Photos** (4)


Product No.	Clonality	Application	Species Reactivity	Citations	SDS
<b>HPA030574</b>	polyclonal	IF, IHC	human, rat, mouse	1	




### Anti-SMAP2 antibody produced in rabbit

**Synonym(s):** Anti-Stromal membrane-associated protein 1-like, Anti-Stromal membrane-associated protein 2

**All  
Photos** (3)


Product No.	Clonality	Application	Species Reactivity	Citations	SDS
<b>HPA021466</b>	polyclonal	IHC	rat, mouse, human	5	

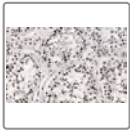


### Anti-SMARCA5 antibody produced in rabbit

**Synonym(s):** Anti-SWI/SNF-related matrix-associated actin-dependent regulator of chromatin A5, Anti-SWI/SNF-related matrix-associated actin-dependent regulator of chromatin subfamily A member 5, Anti-Sucrose nonfermenting protein 2 homolog, Anti-hSNF2H



**All  
Photos** (5)


Product No.	Clonality	Application	Species Reactivity	Citations	SDS
<b>HPA008751</b>	polyclonal	IF, IHC	rat, human, mouse	5	



## Anti-SMARCA2 Antibody, clone 3E14 ZooMAb<sup>®</sup> Rabbit Monoclonal

**All Photos** (11)


Product No.	Clonality	Application	Species Reactivity	Citations	SDS
<b>ZRB1532</b>	3E14, recombinant monoclonal	ICC, IHC, WB, affinity binding assay	human		 




## Anti-SMARCAD1 antibody produced in rabbit

**Synonym(s):** Anti-ATP- dependent helicase 1, Anti-SWI/SNF-related matrix-associated actin-dependent regulator of chromatin subfamily A containing DEAD/H box 1, Anti-hHEL1



**All Photos** (8)

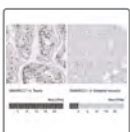
Product No.	Clonality	Application	Species Reactivity	Citations	SDS
<b>HPA016737</b>	polyclonal	IF, IHC	mouse, human, rat	5	



## Anti-SMARCB1 antibody produced in rabbit

**All Photos** (15)



Product No.	Clonality	Application	Species Reactivity	Citations	SDS
<b>HPA019127</b>	polyclonal	IHC	rat, human, mouse	6	
<b>HPA018248</b>	polyclonal	IF, IHC	mouse, rat, human	12	




## Anti-SMARCC1 antibody produced in rabbit

**Synonym(s):** Anti-BAF155, Anti-CRACC1, Anti-Rsc8, Anti-SRG3, Anti-SWI/SNF related, matrix associated, actin dependent regulator of chromatin, subfamily c, member 1, Anti-BRG1-associated factor 155, Anti-SWI/SNF complex 155 kDa subunit, Anti-SWI/SNF complex subunit SMARCC1, Anti-SWI/SNF-related matrix-associated actin-dependent regulator of chromatin subfamily C member 1

**All Photos** (17)

Product No.	Clonality	Application	Species Reactivity	Citations	SDS
<a href="#">HPA026853</a>	polyclonal	IF, IHC	human	3	
<a href="#">HPA024352</a>	polyclonal	IF, IHC	human, rat, mouse	1	




### Anti-SMARCC2 antibody produced in rabbit

**Synonym(s):** Anti-BRG1-associated factor 170, Anti-SWI/SNF complex 170 kDa subunit, Anti-SWI/SNF complex subunit SMARCC2, Anti-SWI/SNF-related matrix-associated actin-dependent regulator of chromatin subfamily C member 2

[All](#)

[Photos](#) (4)

Product No.	Clonality	Application	Species Reactivity	Citations	SDS
<a href="#">HPA021213</a>	polyclonal	IF, IHC	human, rat, mouse	6	




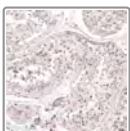
### Anti-SMARCE1 antibody produced in rabbit

**Synonym(s):** Anti-BRG1-associated factor 57, Anti-SWI/SNF-related matrix-associated actin-dependent regulator of chromatin subfamily E member 1

[All](#)

[Photos](#) (6)


Product No.	Clonality	Application	Species Reactivity	Citations	SDS
<a href="#">HPA003916</a>	polyclonal	IF, IHC	rat, human, mouse	8	



### Anti-SMC6 antibody produced in rabbit


**Synonym(s):** Anti-FLJ22116, Anti-SMC6L1

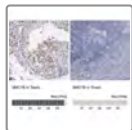
[All Photos](#) (4)

Product No.	Clonality	Application	Species Reactivity	Citations	SDS
<a href="#">HPA042733</a>	polyclonal	IHC	human		

**All Photos (4) Anti-SMC6 antibody produced in rabbit**

**Synonym(s):** Anti-FLJ22116, Anti-SMC6L1


Product No.	Clonality	Application	Species Reactivity	Citations	SDS
<b>HPA042733</b>	polyclonal	IHC	human		

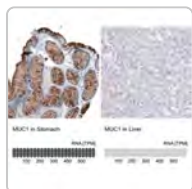


**Anti-SMC1B antibody produced in rabbit**

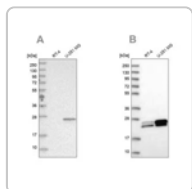
**Synonym(s):** Anti-SMC1β protein antibody produced in rabbit, Anti-Structural maintenance of chromosomes protein 1β antibody produced in rabbit

**All Photos (6)**

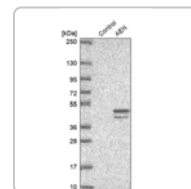
Product No.	Clonality	Application	Species Reactivity	Citations	SDS
<b>HPA001500</b>	polyclonal	IF, IHC	human	1	



Sigma-Aldrich  
**AMAB91533**  
Monoclonal  
Anti-MUC1...



Sigma-Aldrich  
**HPA028118**  
Anti-GUK1

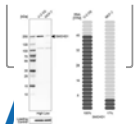


Sigma-Aldric  
**HPA0485**  
Anti-AEN  
antibody.



**Anti-SMCHD1 antibody produced in rabbit**

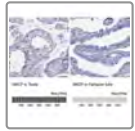




**Synonym(s):** Anti-AP001011.2, Anti-Structural maintenance of chromosomes flexible hinge domain-containing protein 1

**Photos** (6)

Product No.	Clonality	Application	Species Reactivity	Citations	SDS
<b>HPA039441</b>	polyclonal	IF, IHC	human	8	

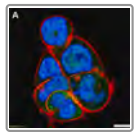


### Anti-SMCP antibody produced in rabbit

**Synonym(s):** Anti-HNF4, Anti-MCSP, Anti-MODY, Anti-MODY1, Anti-NR2A1, Anti-TCF14, Anti-sperm mitochondria-associated cysteine-rich protein

**All Photos** (5)


Product No.	Clonality	Application	Species Reactivity	Citations	SDS
<b>HPA077113</b>	polyclonal	IF, IHC	human		
<b>HPA035105</b>	polyclonal	IHC	human	1	



### Anti-SMCR8 Antibody, clone 1B3 ZooMAb<sup>®</sup> Rabbit Monoclonal

**All Photos** (9)

Product No.	Clonality	Application	Species Reactivity	Citations	SDS
<b>ZRB2168</b>	1B3, recombinant monoclonal	ELISA, ICC, WB, affinity binding assay	human		

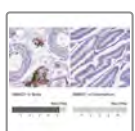


### Anti-SMIM19 antibody produced in rabbit

**Synonym(s):** Anti-C8orf40, Anti-UPF0697 protein C8orf40

**All Photos** (2)


Product No.	Clonality	Application	Species Reactivity	Citations	SDS
<b>HPA011145</b>	polyclonal	IHC	human		

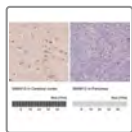


### Anti-SMIM21 antibody produced in rabbit

**Synonym(s):** Anti-C18orf62, Anti-Chromosome 18 Open Reading Frame 62

## All Photos (3)


Product No.	Clonality	Application	Species Reactivity	Citations	SDS
<a href="#">HPA041686</a>	polyclonal	IHC	human	1	



### Anti-SMIM13 antibody produced in rabbit

**Synonym(s):** Anti-C6orf228



## All Photos (4)

Product No.	Clonality	Application	Species Reactivity	Citations	SDS
<a href="#">HPA065706</a>	polyclonal	IF, IHC	human		



### Anti-SMIM24 antibody produced in rabbit

## All Photos (15)


Product No.	Clonality	Application	Species Reactivity	Citations	SDS
<a href="#">HPA045046</a>	polyclonal	IHC	human		
<a href="#">HPA056027</a>	polyclonal	IF, IHC	human		

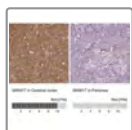


### Anti-SMIM2 antibody produced in rabbit

**Synonym(s):** Anti-C13orf44, Anti-Putative transmembrane protein MGC5590


## All Photos (3)

Product No.	Clonality	Application	Species Reactivity	Citations	SDS
<a href="#">HPA026891</a>	polyclonal	IHC	human		



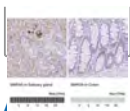
### Anti-SMIM17 antibody produced in rabbit

## All Photos (3)

Product No.	Clonality	Application	Species Reactivity	Citations	SDS
<a href="#">HPA071861</a>	polyclonal	IHC	human		



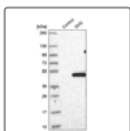
### Anti-SMR3A antibody produced in rabbit



**Synonym(s):** Anti-Pbi, Anti-Pr15, Anti-Pro15, Anti-Submaxillary gland androgen regulated protein 3a

[Photos \(3\)](#)

Product No.	Clonality	Application	Species Reactivity	Citations	SDS
<a href="#">HPA044567</a>	polyclonal	IHC	human		



### Anti-SMS antibody produced in rabbit

**Synonym(s):** Anti-MRSR, Anti-SPMSY, Anti-SRS, Anti-SpS, Anti-spermine synthase

[All Photos \(3\)](#)

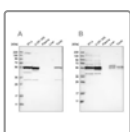
Product No.	Clonality	Application	Species Reactivity	Citations	SDS
<a href="#">HPA029849</a>	polyclonal	IHC	human	2	



### Anti-SMTN antibody produced in rabbit

[All Photos \(12\)](#)

Product No.	Clonality	Application	Species Reactivity	Citations	SDS
<a href="#">HPA051778</a>	polyclonal	IHC	human		
<a href="#">HPA058590</a>	polyclonal	IHC	human	4	




### Anti-SMU1 antibody produced in rabbit

**Synonym(s):** Anti-Smu-1 suppressor of mec-8 and unc-52 protein homolog, Anti-WD40 repeat-containing protein SMU1

[All Photos \(9\)](#)


Product No.	Clonality	Application	Species Reactivity	Citations	SDS
<a href="#">HPA019228</a>	polyclonal	IHC	human	2	
<a href="#">HPA019708</a>	polyclonal	IF, IHC	human, mouse, rat	2	

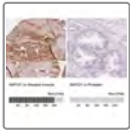


### Anti-SMYD4 antibody produced in rabbit

**Synonym(s):** Anti-KIAA1936, Anti-SET and MYND domain containing 4, Anti-ZMYND21

[All Photos \(3\)](#)


Product No.	Clonality	Application	Species Reactivity	Citations	SDS
<a href="#">HPA030059</a>	polyclonal	IF, IHC	human		

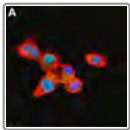


### Anti-SMYD1 antibody produced in rabbit

**Synonym(s):** Anti-BOP, Anti-KMT3D, Anti-ZMYND22



[All Photos](#) (4)

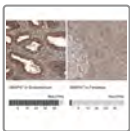
Product No.	Clonality	Application	Species Reactivity	Citations	SDS
<a href="#">HPA062282</a>	polyclonal	IHC	human		



### Anti-SNAI1 Antibody, clone 1F16 ZooMAb<sup>®</sup> Rabbit Monoclonal

[All Photos](#) (8)


Product No.	Clonality	Application	Species Reactivity	Citations	SDS
<a href="#">ZRB1433</a>	1F16, recombinant monoclonal	ICC, WB, affinity binding assay	monkey, human, mouse		 

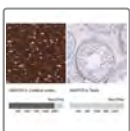


### Anti-SNAP47 antibody produced in rabbit

**Synonym(s):** Anti-C1orf142, Anti-SNAP-47, Anti-SVAP1, Anti-synaptosomal-associated protein, 47kDa

[All Photos](#) (4)


Product No.	Clonality	Application	Species Reactivity	Citations	SDS
<a href="#">HPA028167</a>	polyclonal	IF, IHC	human	4	



### Anti-SNAP25 antibody produced in rabbit

**Synonym(s):** Anti-SNAP-25 antibody produced in rabbit, Anti-SUP antibody produced in rabbit, Anti-Super protein antibody produced in rabbit, Anti-Synaptosomal-associated 25 kDa protein antibody produced in rabbit, Anti-Synaptosomal-associated protein 25 antibody produced in rabbit

[All Photos](#) (7)

Product No.	Clonality	Application	Species Reactivity	Citations	SDS
<a href="#">HPA001830</a>	polyclonal	IHC	mouse, human	9	






## Anti-SNAP91 antibody produced in rabbit

**Synonym(s):** Anti-Ap180, Anti-Calm, Anti-Kiaa0656, Anti-Synaptosomal-associated protein, 91kda homolog (mouse)

**All**

**Photos** (10)



Product No.	Clonality	Application	Species Reactivity	Citations	SDS
<b>HPA029633</b>	polyclonal	IHC	human		
<b>HPA029632</b>	polyclonal	IHC	human		

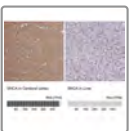


## Anti-SNAP-25 Antibody, clone 1J9 ZooMAb<sup>®</sup> Rabbit Monoclonal

**All**

**Photos** (14)

Product No.	Clonality	Application	Species Reactivity	Citations	SDS
<b>ZRB1326</b>	1J9, recombinant monoclonal	ICC, IHC (p), WB, affinity binding assay	human, mouse, rat		 




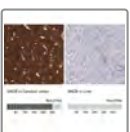
## Anti-SNCA antibody produced in rabbit

**Synonym(s):** Anti-NACP, Anti-PARK1, Anti-PARK4, Anti-alpha-synuclein, Anti-synuclein, alpha (non A4 component of amyloid precursor)

**All**

**Photos** (5)


Product No.	Clonality	Application	Species Reactivity	Citations	SDS
<b>HPA005459</b>	polyclonal	IHC	human	8	

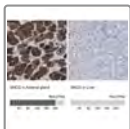


## Anti-SNCB antibody produced in rabbit

**Synonym(s):** Anti-Synuclein,  $\beta$

**All Photos** (8)

Product No.	Clonality	Application	Species Reactivity	Citations	SDS
<b>HPA035876</b>	polyclonal	IHC	mouse, human		




## Anti-SNCG antibody produced in rabbit

**Synonym(s):** Anti-Breast cancer-specific gene 1 protein, Anti-Gamma-synuclein, Anti-Persyn, Anti-SR, Anti-Synoretin

All

[Photos \(6\)](#)

Product No.	Clonality	Application	Species Reactivity	Citations	SDS
<a href="#">HPA014404</a>	polyclonal	IHC	human	4	





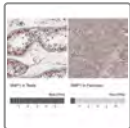
## Anti-SND1 antibody produced in rabbit

**Synonym(s):** Anti-100 kDa coactivator, Anti-EBNA2 coactivator p100, Anti-Staphylococcal nuclease domain-containing protein 1, Anti-Tudor domain-containing protein 11, Anti-p100 co-activator

All

[Photos \(23\)](#)


Product No.	Clonality	Application	Species Reactivity	Citations	SDS
<a href="#">HPA002529</a>	polyclonal	IHC	human, rat, mouse	1	
<a href="#">HPA002632</a>	polyclonal	IF, IHC	human	4	




## Anti-SNIP1 antibody produced in rabbit

**Synonym(s):** Anti-Smad nuclear interacting protein 1

[All Photos \(5\)](#)


Product No.	Clonality	Application	Species Reactivity	Citations	SDS
<a href="#">HPA036896</a>	polyclonal	IF, IHC	human		




## Anti-SNRK antibody produced in rabbit

**Synonym(s):** Anti-Flj20224, Anti-Hsnfrk, Anti-Kiaa0096, Anti-Snf related kinase

[All Photos \(4\)](#)



Product No.	Clonality	Application	Species Reactivity	Citations	SDS
<a href="#">HPA042163</a>	polyclonal	IF, IHC	rat, human, mouse	1	



## Anti-SNRNP40 antibody produced in rabbit

**Synonym(s):** Anti-38 kDa-splicing factor, Anti-U5 small nuclear ribonucleoprotein 40 kDa protein, Anti-U5 snRNP 40 kDa protein, Anti-U5 snRNP-specific 40 kDa protein, Anti-U5-40K, Anti-WD repeat-containing protein 57, Anti-hPRP8BP

**All**  
**Photos** (7)


Product No.	Clonality	Application	Species Reactivity	Citations	SDS
<a href="#">HPA027345</a>	polyclonal	IHC	human		
<a href="#">HPA026527</a>	polyclonal	IF, IHC	mouse, human, rat	3	



**Anti-SNRNP48 antibody produced in rabbit**

**Synonym(s):** Anti-C6orf151, Anti-FLJ32234, Anti-dJ336K20B.1, Anti-dJ512B11.2, Anti-small nuclear ribonucleoprotein 48kDa (U11/U12)



**All**  
**Photos** (6)


Product No.	Clonality	Application	Species Reactivity	Citations	SDS
<a href="#">HPA029234</a>	polyclonal	IF, IHC	human		

All

Photos (13)

## Anti-SNRNP40 Antibody, clone 1E15 ZooMAb<sup>®</sup> Rabbit Monoclonal

Product No.	Clonality	Application	Species Reactivity	Citations	SDS
<b>ZRB1926</b>	1E15, recombinant monoclonal	ICC, IHC, WB, affinity binding assay	mouse, human, rat	 	





### Anti-SNRPB antibody produced in rabbit

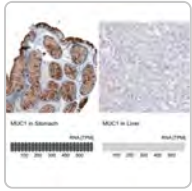
**Synonym(s):** Anti-HCERN3, Anti-PWCR, Anti-RT-LI, Anti-SM-D, Anti-SMN, Anti-SNRNP-N, Anti-SNURF-SNRPN

All

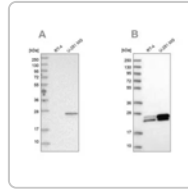
Photos (6)

Product No.	Clonality	Application	Species Reactivity	Citations	SDS
<b>HPA067842</b>	polyclonal	IF	human		
<b>HPA003482</b>	polyclonal	IHC	rat, human, mouse	8	

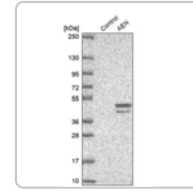





Sigma-Aldrich  
**AMAB91533**  
Monoclonal  
Anti-MUC1...



Sigma-Aldrich  
**HPA028118**  
Anti-GUK1



Sigma-Aldrich  
**HPA0485**  
Anti-AEN  
antibody.

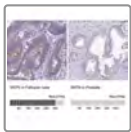


### Anti-SNRPD3 antibody produced in rabbit

**Synonym(s):** Anti-Sm-D3 antibody produced in rabbit, Anti-Small nuclear ribonucleoprotein Sm D3 antibody produced in rabbit, Anti-snRNP core protein D3 antibody produced in rabbit

All  
Photos (7)

Product No.	Clonality	Application	Species Reactivity	Citations	SDS
<b>HPA001170</b>	polyclonal	IF, IHC	rat, human, mouse	6	



### Anti-SNTN antibody produced in rabbit

**Synonym(s):** Anti-FLJ44379, Anti-S100AL, Anti-Flj44379, Anti-S100al, Anti-Sentan, cilia apical structure protein

All  
Photos (12)

Product No.	Clonality	Application	Species Reactivity	Citations	SDS
<b>HPA058399</b>	polyclonal	IHC	human		
<b>HPA043322</b>	polyclonal	IHC	human		



### Anti-SNW1 antibody produced in rabbit


**Synonym(s):** Anti-Nuclear protein SkiP antibody produced in rabbit, Anti-Nuclear receptor coactivator NCoA-62 antibody produced in rabbit, Anti-SNW domain-containing protein 1 antibody produced in rabbit, Anti-Ski-interacting protein antibody produced in rabbit

All  
Photos (5)

Product No.	Clonality	Application	Species Reactivity	Citations	SDS
<b>HPA017370</b>	polyclonal	IF, IHC	rat, mouse, human	3	




### Anti-SNX9 antibody produced in rabbit



**Synonym(s):** Anti-SDP1, Anti-SH3PX1, Anti-SH3PXD3A, Anti-sorting nexin 9

[Photos](#) (4)

Product No.	Clonality	Application	Species Reactivity	Citations	SDS
<a href="#">HPA031410</a>	polyclonal	IF, IHC	rat, human, mouse	8	




### Anti-SNX20 antibody produced in rabbit

**Synonym(s):** Anti-SLIC-1, Anti-SLIC1, Anti-Sorting Nexin 20

[All Photos](#) (3)

Product No.	Clonality	Application	Species Reactivity	Citations	SDS
<a href="#">HPA043649</a>	polyclonal	IF, IHC	human	1	

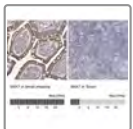


### Anti-SNX32 antibody produced in rabbit

**Synonym(s):** Anti-Flj30934, Anti-Snx6b, Anti-Sorting nexin 32

[All Photos](#) (2)

Product No.	Clonality	Application	Species Reactivity	Citations	SDS
<a href="#">HPA041775</a>	polyclonal	IHC	human		

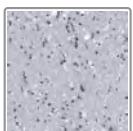


### Anti-SNX7 antibody produced in rabbit

**Synonym(s):** Anti-Sorting nexin 7

[All Photos](#) (3)

Product No.	Clonality	Application	Species Reactivity	Citations	SDS
<a href="#">HPA037419</a>	polyclonal	IHC	human	1	



### Anti-SNX10 antibody produced in rabbit

**Synonym(s):** Anti-Sorting nexin-10

[All Photos](#) (1)

Product No.	Clonality	Application	Species Reactivity	Citations	SDS
<a href="#">HPA015605</a>	polyclonal	IHC	human	5	






### Anti-SNX16 antibody produced in rabbit

**Synonym(s):** Anti-sorting nexin 16, Anti-Sorting nexin-16



**All Photos** (4)


Product No.	Clonality	Application	Species Reactivity	Citations	SDS
<b>HPA024817</b>	polyclonal	IHC	human	4	
<b>HPA024731</b>	polyclonal	IHC	human	4	




**Anti-SNX18 antibody produced in rabbit**

**Synonym(s):** Anti-SH3PX2, Anti-SH3PXD3B, Anti-SNAG1, Anti-Sorting nexin 18

**All Photos** (5)



Product No.	Clonality	Application	Species Reactivity	Citations	SDS
<b>HPA037800</b>	polyclonal	IF, IHC	human, mouse, rat		

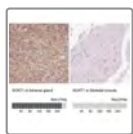


**Anti-SNX1 antibody produced in rabbit**

**Synonym(s):** Anti-HsT17379, Anti-MGC8664, Anti-SNX1A, Anti-Vps5, Anti-sorting nexin 1

**All Photos** (6)


Product No.	Clonality	Application	Species Reactivity	Citations	SDS
<b>HPA052761</b>	polyclonal	IF	human		
<b>HPA047373</b>	polyclonal	IF, IHC	human		




**Anti-SOAT1 antibody produced in rabbit**

**Synonym(s):** Anti-ACAT, Anti-SOAT, Anti-STAT

**All Photos** (6)


Product No.	Clonality	Application	Species Reactivity	Citations	SDS
<b>HPA047171</b>	polyclonal	IF, IHC	human	1	



**Anti-SOD1 antibody produced in rabbit**

**Synonym(s):** Anti-Superoxide dismutase [Cu-Zn] antibody produced in rabbit



**All Photos** (8)

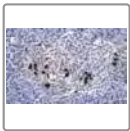
Product No.	Clonality	Application	Species Reactivity	Citations	SDS
<b>HPA001401</b>	polyclonal	IF, IHC	human	27	



## Anti-SOD1 Antibody, clone 1G13 ZooMAb<sup>®</sup> Mouse Monoclonal

**All Photos** (11)



Product No.	Clonality	Application	Species Reactivity	Citations	SDS
<b>ZRB1508</b>	1G13, recombinant monoclonal	ICC, IHC, WB, affinity binding assay	human		 



## Anti-Somatostatin-28 Antibody, clone 2B19 ZooMAb<sup>®</sup> Rabbit Monoclonal

**Synonym(s):** Growth hormone release-inhibiting factor, Somatostatin

**All Photos** (10)



Product No.	Clonality	Application	Species Reactivity	Citations	SDS
<b>ZRB1042</b>	2B19, recombinant monoclonal monoclonal	IF, IHC (p), affinity binding assay	human		 



## Anti-SON antibody produced in rabbit

**Synonym(s):** Anti-BASS1, Anti-Bax antagonist selected in saccharomyces 1, Anti-DBP-5, Anti-NRE-binding protein, Anti-Negative regulatory element-binding protein, Anti-SON protein, Anti-SON3

**All Photos** (7)



Product No.	Clonality	Application	Species Reactivity	Citations	SDS
<b>HPA031755</b>	polyclonal	IF	human	1	
<b>HPA023535</b>	polyclonal	IF, IHC	human	23	



## Anti-SORBS1 antibody produced in rabbit

**Synonym(s):** Anti-CAP, Anti-FLJ12406, Anti-KIAA1296, Anti-SH3D5, Anti-ponsin, Anti-sh3p12, Anti-sorbin and SH3 domain containing 1

## All Photos (13)



Product No.	Clonality	Application	Species Reactivity	Citations	SDS
<a href="#">HPA043084</a>	polyclonal	IHC, WB	human		
<a href="#">HPA027559</a>	polyclonal	IF, IHC	human	2	

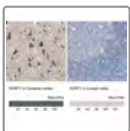


### Anti-SORD antibody produced in rabbit

**Synonym(s):** Anti-Sorbitol dehydrogenase

## All Photos (16)


Product No.	Clonality	Application	Species Reactivity	Citations	SDS
<a href="#">HPA040260</a>	polyclonal	IF, IHC	human	1	
<a href="#">HPA040621</a>	polyclonal	IHC	human, rat, mouse		



### Anti-SORT1 antibody produced in rabbit

**Synonym(s):** Anti-100 kDa NT receptor antibody produced in rabbit, Anti-Glycoprotein 95 antibody produced in rabbit, Anti-Gp95 antibody produced in rabbit, Anti-NT3 antibody produced in rabbit, Anti-NTR3 antibody produced in rabbit, Anti-Neurotensin receptor 3 antibody produced in rabbit, Anti-Sortilin precursor antibody produced in rabbit


## All Photos (6)

Product No.	Clonality	Application	Species Reactivity	Citations	SDS
<a href="#">HPA006889</a>	polyclonal	IHC	human	5	



### Anti-SOWAHC antibody produced in rabbit

## All Photos (4)


Product No.	Clonality	Application	Species Reactivity	Citations	SDS
<a href="#">HPA056131</a>	polyclonal	IF, IHC	human		



### Anti-SOX9 antibody produced in rabbit

**Synonym(s):** Anti-Transcription factor SOX-9 antibody produced in rabbit

## All Photos (9)


Product No.	Clonality	Application	Species Reactivity	Citations	SDS
<a href="#">HPA001758</a>	polyclonal	IF, IHC	human	49	

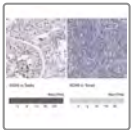


### Anti-SOX4 antibody produced in rabbit

**Synonym(s):** Anti-SRY (sex determining region Y)-box 4

[All Photos](#) (5)



Product No.	Clonality	Application	Species Reactivity	Citations	SDS
<a href="#">HPA029901</a>	polyclonal	IF, IHC	human	9	

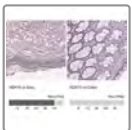


### Anti-SOX6 antibody produced in rabbit

**Synonym(s):** Anti-Transcription factor SOX-6 antibody produced in rabbit

[All Photos](#) (10)


Product No.	Clonality	Application	Species Reactivity	Citations	SDS
<a href="#">HPA003908</a>	polyclonal	IHC, WB	human	3	
<a href="#">HPA001923</a>	polyclonal	IF, IHC	human	8	



### Anti-SOX15 antibody produced in rabbit

**Synonym(s):** Anti-SOX20, Anti-SOX26, Anti-SOX27


[All Photos](#) (4)

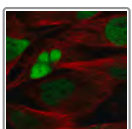
Product No.	Clonality	Application	Species Reactivity	Citations	SDS
<a href="#">HPA067196</a>	polyclonal	IF, IHC	human	1	



### Anti-SOX17 antibody produced in rabbit


[All Photos](#) (5)

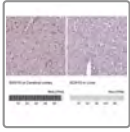
Product No.	Clonality	Application	Species Reactivity	Citations	SDS
<a href="#">HPA068399</a>	polyclonal	IHC	human		



### Anti-SOX8 antibody produced in rabbit


## All Photos (1)


Product No.	Clonality	Application	Species Reactivity	Citations	SDS
<a href="#">HPA058665</a>	polyclonal	IF	human		



### Anti-SOX10 antibody produced in rabbit

## All Photos (5)


Product No.	Clonality	Application	Species Reactivity	Citations	SDS
<a href="#">HPA068898</a>	polyclonal	IF, IHC	human	1	




### Anti-SOX30 antibody produced in rabbit

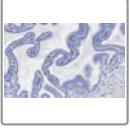
**Synonym(s):** Anti-Transcription factor SOX-30 antibody produced in rabbit

## All Photos (7)

Product No.	Clonality	Application	Species Reactivity	Citations	SDS
<a href="#">HPA006159</a>	polyclonal	IHC	human	1	

## All Photos (5) **Anti-SOX10 antibody produced in rabbit**



Product No.	Clonality	Application	Species Reactivity	Citations	SDS
<b>HPA068898</b>	polyclonal	IF, IHC	human	1	



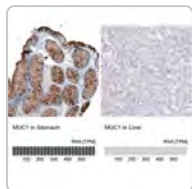
### **Anti-SOX17 Antibody, clone 3F7, ZooMAb<sup>®</sup> Rabbit Monoclonal**

**Synonym(s):** SOX-17, Transcription factor SOX-17

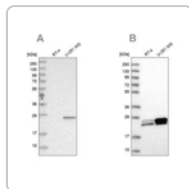
## All Photos (17)

Product No.	Clonality	Application	Species Reactivity	Citations	SDS
<b>ZRB1345</b>	3F7, monoclonal recombinant monoclonal	IF, IHC (p), WB, affinity binding assay	canine, human		 

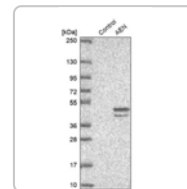




Sigma-Aldrich  
**AMAB91533**  
 Monoclonal  
 Anti-MUC1...



Sigma-Aldrich  
**HPA028118**  
 Anti-GUK1

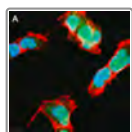


Sigma-Aldrich  
**HPA0485**  
 Anti-AEN  
 antibody.

[View Price and Availability](#)



[View Price and Availability](#)

[View Price and Availability](#)



**Anti-SOX-11 Antibody, clone 1F16 ZooMAb<sup>®</sup> Rabbit Monoclonal**



**All**  
**Photos** (9)

Product No.	Clonality	Application	Species Reactivity	Citations	SDS
<b>ZRB1337</b>	1F16, recombinant monoclonal	ELISA, ICC, WB, affinity binding assay	human		 



**Anti-Sox-2 Antibody, clone 1A2, ZooMAb<sup>®</sup> Rabbit Monoclonal**



**All**  
**Photos** (17)

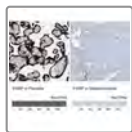
Product No.	Clonality	Application	Species Reactivity	Citations	SDS
<b>ZRB5603</b>	1A2, monoclonal recombinant monoclonal	ICC, IHC (p), WB	human, mouse	1	 



**Anti-SOX-9 Antibody, clone 2B10, ZooMAb<sup>®</sup> Rabbit Monoclonal**

**All**  
**Photos** (17)


Product No.	Clonality	Application	Species Reactivity	Citations	SDS
<b>ZRB5535</b>	2B10, monoclonal recombinant monoclonal	ICC, IHC, WB	mouse, human		 



### Anti-S100P antibody produced in rabbit

**Synonym(s):** Anti-Protein S100-P, Anti-S100 calcium-binding protein P

[All Photos](#) (3)



Product No.	Clonality	Application	Species Reactivity	Citations	SDS
<b>HPA019502</b>	polyclonal	IHC	human	3	

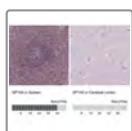


### Anti-SP100 antibody produced in rabbit

**Synonym(s):** Anti-Lysp100b, Anti-Nuclear autoantigen Sp-100, Anti-Nuclear dot-associated Sp100 protein, Anti-Speckled 100 kDa

[All Photos](#) (12)



Product No.	Clonality	Application	Species Reactivity	Citations	SDS
<b>HPA016707</b>	polyclonal	IHC	human	9	
<b>HPA017384</b>	polyclonal	IF, IHC	human	3	

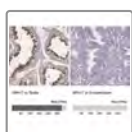


### Anti-SP140 antibody produced in rabbit

**Synonym(s):** Anti-LYSp100 protein, Anti-Lymphoid-restricted homolog of Sp100, Anti-Nuclear autoantigen Sp-140, Anti-Nuclear body protein SP140, Anti-Speckled 140 kDa

[All Photos](#) (9)


Product No.	Clonality	Application	Species Reactivity	Citations	SDS
<b>HPA006162</b>	polyclonal	IHC	human	5	
<b>HPA067493</b>	polyclonal	IF, IHC	human		

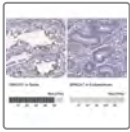


### Anti-SPA17 antibody produced in rabbit

**Synonym(s):** Anti-CT22, Anti-SP17, Anti-Sperm autoantigenic protein 17

[All Photos](#) (5)


Product No.	Clonality	Application	Species Reactivity	Citations	SDS
<b>HPA037568</b>	polyclonal	IF, IHC	human	4	

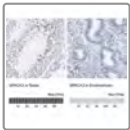


### Anti-SPACA7

**Synonym(s):** C13orf28

[All Photos](#) (3)


Product No.	Clonality	Application	Species Reactivity	Citations	SDS
<b>HPA048349</b>	polyclonal	IHC	human		

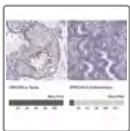


### Anti-SPACA3 antibody produced in rabbit

**Synonym(s):** Anti-CT54, Anti-Cancer/testis antigen 54, Anti-Lysozyme-like acrosomal sperm-specific secretory protein ALLP-17, Anti-Lysozyme-like protein 3, Anti-Sperm acrosome membrane-associated protein 3, Anti-Sperm lysozyme-like protein 1

[All Photos](#) (6)


Product No.	Clonality	Application	Species Reactivity	Citations	SDS
<b>HPA023633</b>	polyclonal	IHC	human		

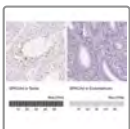


### Anti-SPACA9 antibody produced in rabbit

**Synonym(s):** C9orf9, Mast

[All Photos](#) (4)



Product No.	Clonality	Application	Species Reactivity	Citations	SDS
<b>HPA022243</b>	polyclonal	IF, IHC	human		



### Anti-SPACA4 antibody produced in rabbit

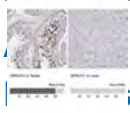
**Synonym(s):** Anti-SAMP14, Anti-Samp14, Anti-Sperm acrosome associated 4

[All Photos](#) (16)

Product No.	Clonality	Application	Species Reactivity	Citations	SDS
<b>HPA061302</b>	polyclonal	IHC, WB	human		
<b>HPA041927</b>	polyclonal	IHC	human		

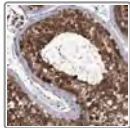


### Anti-SPACA1 antibody produced in rabbit



**Synonym(s):** Anti-SAMP32, Anti-Sperm acrosomal membrane-associated protein 32, Anti-Sperm acrosome membrane-associated protein 1  
(13)

Product No.	Clonality	Application	Species Reactivity	Citations	SDS
<a href="#">HPA043297</a>	polyclonal	IHC	human		
<a href="#">HPA026744</a>	polyclonal	IHC, WB	human	3	

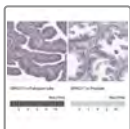


### Anti-SPAG5 antibody produced in rabbit

**Synonym(s):** Anti-Astrin, Anti-Deepest, Anti-MAP126, Anti-Mitotic spindle-associated protein p126, Anti-Sperm-associated antigen 5

[All Photos](#) (2)

Product No.	Clonality	Application	Species Reactivity	Citations	SDS
<a href="#">HPA022008</a>	polyclonal	IHC	human	8	



### Anti-SPAG17 antibody produced in rabbit

[All Photos](#) (10)

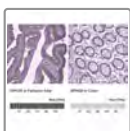
Product No.	Clonality	Application	Species Reactivity	Citations	SDS
<a href="#">HPA028597</a>	polyclonal	IHC	human		
<a href="#">HPA028666</a>	polyclonal	IHC	human		



### Anti-SPAG8 antibody produced in rabbit


[All Photos](#) (3)

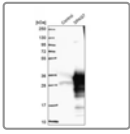
Product No.	Clonality	Application	Species Reactivity	Citations	SDS
<a href="#">HPA068012</a>	polyclonal	IHC	human		



### Anti-SPAG6 antibody produced in rabbit

[All Photos](#) (4)


Product No.	Clonality	Application	Species Reactivity	Citations	SDS
<a href="#">HPA038440</a>	polyclonal	IHC	human	18	

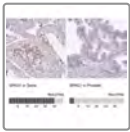


### Anti-SPAG7 antibody produced in rabbit

**Synonym(s):** Anti-Sperm-associated antigen 7


[All Photos](#) (3)

Product No.	Clonality	Application	Species Reactivity	Citations	SDS
<a href="#">HPA024032</a>	polyclonal	IF, IHC, WB	human		



### Anti-SPAG1 antibody produced in rabbit

[All Photos](#) (3)


Product No.	Clonality	Application	Species Reactivity	Citations	SDS
<a href="#">HPA053682</a>	polyclonal	IHC	human		

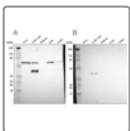


### Anti-SPAM1 antibody produced in rabbit

**Synonym(s):** Anti-Hyal-PH20, Anti-Hyaluronidase PH-20 precursor, Anti-Hyaluronoglucosaminidase PH-20, Anti-Sperm adhesion molecule 1, Anti-Sperm surface protein PH-20

[All Photos](#) (5)



Product No.	Clonality	Application	Species Reactivity	Citations	SDS
<a href="#">HPA017984</a>	polyclonal	IHC	human	4	



### Anti-SPARC antibody produced in rabbit

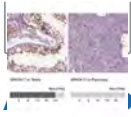
**Synonym(s):** Anti-BM-40 antibody produced in rabbit, Anti-Basement-membrane protein 40 antibody produced in rabbit, Anti-ON antibody produced in rabbit, Anti-Osteonectin antibody produced in rabbit, Anti-SPARC precursor antibody produced in rabbit, Anti-Secreted protein acidic and rich in cysteine antibody produced in rabbit

[All Photos](#) (10)

Product No.	Clonality	Application	Species Reactivity	Citations	SDS
<a href="#">HPA002989</a>	polyclonal	IHC	human	3	
<a href="#">HPA003020</a>	polyclonal	IHC	human	3	



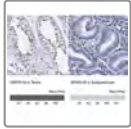
### Anti-SPATA17 antibody produced in rabbit



**Synonym(s):** Anti-IQCH, Anti-spermatogenesis associated 17

[Photos \(5\)](#)

Product No.	Clonality	Application	Species Reactivity	Citations	SDS
<a href="#">HPA030099</a>	polyclonal	IF, IHC	human		

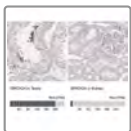


**Anti-SPATA19 antibody produced in rabbit**

**Synonym(s):** Anti-CT132, Anti-FLJ25851, Anti-SPAS1, Anti-spergen1

[All Photos \(3\)](#)

Product No.	Clonality	Application	Species Reactivity	Citations	SDS
<a href="#">HPA040082</a>	polyclonal	IHC	human		

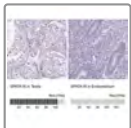


**Anti-SPATA24 antibody produced in rabbit**

**Synonym(s):** Anti-CCDC161, Anti-Spermatogenesis Associated 24, Anti-T6441

[All Photos \(5\)](#)

Product No.	Clonality	Application	Species Reactivity	Citations	SDS
<a href="#">HPA044000</a>	polyclonal	IF, IHC	human		

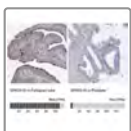


**Anti-SPATA16 antibody produced in rabbit**

**Synonym(s):** Anti-NYD-SP12, Anti-spermatogenesis associated 16

[All Photos \(3\)](#)

Product No.	Clonality	Application	Species Reactivity	Citations	SDS
<a href="#">HPA037884</a>	polyclonal	IHC	human		



**Anti-SPATA18 antibody produced in rabbit**

**Synonym(s):** Anti-FLJ32906, Anti-Spermatogenesis associated 18 homolog (rat)

[All Photos \(6\)](#)

Product No.	Clonality	Application	Species Reactivity	Citations	SDS
<a href="#">HPA036854</a>	polyclonal	IHC	human	4	




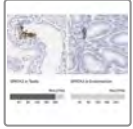
**Anti-SPATA9 antibody produced in rabbit**



**Synonym(s):** Anti-Spermatogenesis-associated protein 9, Anti-Testis development protein  
NYD- SP16

**All Photos (3)**


Product No.	Clonality	Application	Species Reactivity	Citations	SDS
<b>HPA010848</b>	polyclonal	IF, IHC	human	2	



### Anti-SPATA3 antibody produced in rabbit

**Synonym(s):** Anti-Spermatogenesis-associated protein 3, Anti-Testis and spermatogenesis cell-related protein 1, Anti-Testis spermatocyte apoptosis- related protein 1

**All Photos (3)**



Product No.	Clonality	Application	Species Reactivity	Citations	SDS
<b>HPA018254</b>	polyclonal	IHC	human	7	



### Anti-SPATA20 antibody produced in rabbit


**Synonym(s):** Anti-FLJ21347, Anti-KIAA1170, Anti-SSP411, Anti-Tisp78, Anti-VCX-C, Anti-spermatogenesis associated 20, Anti-Sperm-specific protein 411, Anti-Spermatogenesis-associated protein 20, Anti-Ssp411

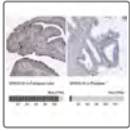
**All Photos (11)**

Product No.	Clonality	Application	Species Reactivity	Citations	SDS
<b>HPA031442</b>	polyclonal	IHC	human		
<b>HPA027144</b>	polyclonal	IHC	human		

## All Photos (5) **Anti-SPATA17 antibody produced in rabbit**

**Synonym(s):** Anti-IQCH, Anti-spermatogenesis associated 17


Product No.	Clonality	Application	Species Reactivity	Citations	SDS
<b>HPA030099</b>	polyclonal	IF, IHC	human		

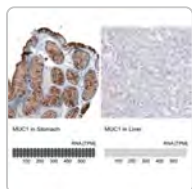


## **Anti-SPATA18 antibody produced in rabbit**

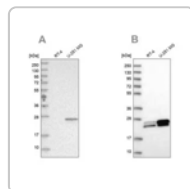
**Synonym(s):** Anti-FLJ32906, Anti-Spermatogenesis associated 18 homolog (rat)

## All Photos (6)

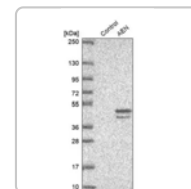
Product No.	Clonality	Application	Species Reactivity	Citations	SDS
<b>HPA036854</b>	polyclonal	IHC	human	4	



Sigma-Aldrich  
**AMAB91533**  
Monoclonal  
Anti-MUC1...



Sigma-Aldrich  
**HPA028118**  
Anti-GUK1



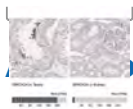
Sigma-Aldrich  
**HPA0485**  
Anti-AEN  
antibody.



## **Anti-SPATA24 antibody produced in rabbit**

**Synonym(s):** Anti-CCDC161, Anti-Spermatogenesis Associated 24, Anti-T6441





[Photos](#) (5)

Product No.	Clonality	Application	Species Reactivity	Citations	SDS
<a href="#">HPA044000</a>	polyclonal	IF, IHC	human		



### Anti-SPATA19 antibody produced in rabbit

**Synonym(s):** Anti-CT132, Anti-FLJ25851, Anti-SPAS1, Anti-spergen1

[All Photos](#) (3)

Product No.	Clonality	Application	Species Reactivity	Citations	SDS
<a href="#">HPA040082</a>	polyclonal	IHC	human		




### Anti-SPATA31E1 antibody produced in rabbit

**Synonym(s):** Anti-C9orf79, Anti-FAM75E1, Anti-FLJ35866

[All Photos](#) (3)

Product No.	Clonality	Application	Species Reactivity	Citations	SDS
<a href="#">HPA024253</a>	polyclonal	IHC	human		

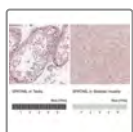


### Anti-SPATA2L antibody produced in rabbit

**Synonym(s):** Anti-C16orf76, Anti-MGC26885, Anti-spermatogenesis associated 2-like, Anti-tamo

[All Photos](#) (5)

Product No.	Clonality	Application	Species Reactivity	Citations	SDS
<a href="#">HPA042453</a>	polyclonal	IHC	human		
<a href="#">HPA041182</a>	polyclonal	IF, IHC	human		

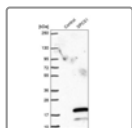


### Anti-SPATA6L antibody produced in rabbit

**Synonym(s):** Anti-C9orf68, Anti-FLJ10058

[All Photos](#) (3)

Product No.	Clonality	Application	Species Reactivity	Citations	SDS
<a href="#">HPA039585</a>	polyclonal	IHC	human		



## Anti-SPCS1 antibody produced in rabbit

**Synonym(s):** Anti-HSPC033, Anti-SPC1, Anti-SPC12, Anti-Signal Peptidase Complex Subunit 1 Homolog (S. Cerevisiae), Anti-YJR010C-A

[All](#)

[Photos](#) (5)

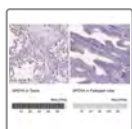
Product No.	Clonality	Application	Species Reactivity	Citations	SDS
<a href="#">HPA046091</a>	polyclonal	IHC	human		



## Anti-SPDL1 antibody produced in rabbit

[All Photos](#) (8)

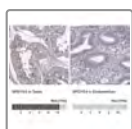
Product No.	Clonality	Application	Species Reactivity	Citations	SDS
<a href="#">HPA048146</a>	polyclonal	IHC	human		
<a href="#">HPA044700</a>	polyclonal	IHC	human	2	



## Anti-SPDYA antibody produced in rabbit

[All Photos](#) (3)

Product No.	Clonality	Application	Species Reactivity	Citations	SDS
<a href="#">HPA066214</a>	polyclonal	IHC	human		




## Anti-SPDYE4 antibody produced in rabbit

**Synonym(s):** Anti-Putative WBSCR19-like protein 10

[All Photos](#) (3)

Product No.	Clonality	Application	Species Reactivity	Citations	SDS
<a href="#">HPA025704</a>	polyclonal	IHC	human		





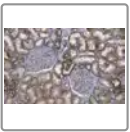
## Anti-SPECC1 antibody produced in rabbit

**Synonym(s):** Anti-CYTSB, Anti-NSP5, Anti-Nuclear structure protein 5, Anti-Sperm antigen HCMOGT-1, Anti-Sperm antigen with calponin homology and coiled-coil domains 1

**All**

**Photos** (13)



Product No.	Clonality	Application	Species Reactivity	Citations	SDS
<b>HPA021430</b>	polyclonal	IHC	human	4	
<b>HPA021421</b>	polyclonal	IHC	human, mouse	4	



## Anti-Spectrin $\alpha$ Antibody, clone 2G17 ZooMAb<sup>®</sup> Rabbit Monoclonal

**All**

**Photos** (14)



Product No.	Clonality	Application	Species Reactivity	Citations	SDS
<b>ZRB1650</b>	2G17, recombinant monoclonal	IF, IHC (p), WB, affinity binding assay	mouse, human, rat		 



## Anti-SPEF2 antibody produced in rabbit

**Synonym(s):** Anti-CT122, Anti-FLJ23577, Anti-KPL2, Anti-Sperm flagellar 2

**All Photos** (12)


Product No.	Clonality	Application	Species Reactivity	Citations	SDS
<b>HPA039606</b>	polyclonal	IHC	human	2	
<b>HPA040343</b>	polyclonal	IHC	human	6	

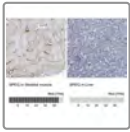


## Anti-SPEF1 antibody produced in rabbit

**Synonym(s):** Anti-C20orf28, Anti-DKFZP434I114, Anti-SPEF1A, Anti-sperm flagellar 1

**All Photos** (3)


Product No.	Clonality	Application	Species Reactivity	Citations	SDS
<b>HPA050786</b>	polyclonal	IHC	human		




### Anti-SPEG antibody produced in rabbit

**Synonym(s):** Anti-APEG-1, Anti-Aortic preferentially expressed protein 1, Anti-Striated muscle preferentially expressed protein kinase

**All Photos** (5)



Product No.	Clonality	Application	Species Reactivity	Citations	SDS
<b>HPA018904</b>	polyclonal	IHC	human	4	

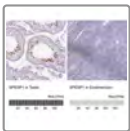


### Anti-SPERT antibody produced in rabbit

**Synonym(s):** Anti-Cby2, Anti-Nurit, Anti-Spermatid associated

**All Photos** (16)



Product No.	Clonality	Application	Species Reactivity	Citations	SDS
<b>HPA039359</b>	polyclonal	IF, IHC	human		
<b>HPA040046</b>	polyclonal	IF, IHC	human		

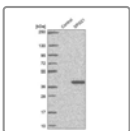


### Anti-SPESP1 antibody produced in rabbit

**Synonym(s):** Anti-SP-ESP, Anti-sperm equatorial segment protein 1

**All Photos** (15)


Product No.	Clonality	Application	Species Reactivity	Citations	SDS
<b>HPA045936</b>	polyclonal	IHC	human		
<b>HPA051040</b>	polyclonal	IHC	human		

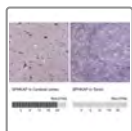


### Anti-SPG21 antibody produced in rabbit

**Synonym(s):** Anti-Acp33, Anti-Bm-019, Anti-GI010, Anti-Mast, Anti-Spastic paraplegia 21 (autosomal recessive, mast syndrome)

**All Photos** (2)

Product No.	Clonality	Application	Species Reactivity	Citations	SDS
<b>HPA040436</b>	polyclonal	IHC	human		

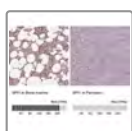


## Anti-SPHKAP antibody produced in rabbit

**Synonym(s):** Anti-SKIP, Anti-SPHK1 interactor, AKAP domain containing

[All Photos](#) (6)

Product No.	Clonality	Application	Species Reactivity	Citations	SDS
<a href="#">HPA048168</a>	polyclonal	IHC	human		
<a href="#">HPA042499</a>	polyclonal	IHC	human		

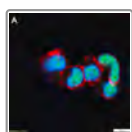


## Anti-SPI1 antibody produced in rabbit

**Synonym(s):** Anti-OF, Anti-PU.1, Anti-SFPI1, Anti-SPI-1, Anti-SPI-A

[All Photos](#) (7)

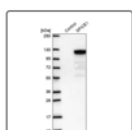
Product No.	Clonality	Application	Species Reactivity	Citations	SDS
<a href="#">HPA044653</a>	polyclonal	IF, IHC	human	7	



## Anti-SPI-C Antibody, clone 1F10 ZooMAb<sup>®</sup> Rabbit Monoclonal

[All Photos](#) (8)

Product No.	Clonality	Application	Species Reactivity	Citations	SDS
<a href="#">ZRB2119</a>	1F10, recombinant monoclonal	ICC, WB, affinity binding assay	human		



## Anti-SPICE1 antibody produced in rabbit

**Synonym(s):** Anti-CCDC52, Anti-SPICE

[All Photos](#) (3)


Product No.	Clonality	Application	Species Reactivity	Citations	SDS
<a href="#">HPA064843</a>	polyclonal	IF, IHC	human	2	

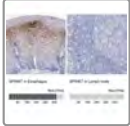


## Anti-SPINK4 antibody produced in rabbit

**Synonym(s):** Anti-Peptide PEC-60 homolog antibody produced in rabbit, Anti-Serine protease inhibitor Kazal-type 4 precursor antibody produced in rabbit

## All Photos (4)


Product No.	Clonality	Application	Species Reactivity	Citations	SDS
<a href="#">HPA007286</a>	polyclonal	IF, IHC	human	3	



### Anti-SPINK7 antibody produced in rabbit

**Synonym(s):** Anti-ECG2, Anti-ECRG2, Anti-Serine peptidase inhibitor, Kazal type 7 (putative)

## All Photos (3)



Product No.	Clonality	Application	Species Reactivity	Citations	SDS
<a href="#">HPA036294</a>	polyclonal	IHC	human		

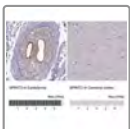


### Anti-SPINK5 antibody produced in rabbit

**Synonym(s):** Anti-LEKTI antibody produced in rabbit, Anti-Lympho-epithelial Kazal-type-related inhibitor antibody produced in rabbit, Anti-Serine protease inhibitor Kazal-type 5 precursor antibody produced in rabbit

## All Photos (10)


Product No.	Clonality	Application	Species Reactivity	Citations	SDS
<a href="#">HPA011351</a>	polyclonal	IF, IHC	human	6	
<a href="#">HPA009067</a>	polyclonal	IF, IHC	human	6	

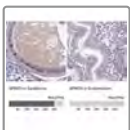


### Anti-SPINT3

**Synonym(s):** HKIB9

## All Photos (3)


Product No.	Clonality	Application	Species Reactivity	Citations	SDS
<a href="#">HPA026852</a>	polyclonal	IHC	human		

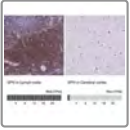


### Anti-SPINT4

**Synonym(s):** C20orf137, dJ601O1.1

## All Photos (3)


Product No.	Clonality	Application	Species Reactivity	Citations	SDS
<a href="#">HPA046703</a>	polyclonal	IHC	human		

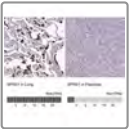


## Anti-SPN antibody produced in rabbit

**Synonym(s):** Anti-CD43, Anti-GPL115, Anti-LSN

[All Photos](#) (3)



Product No.	Clonality	Application	Species Reactivity	Citations	SDS
<a href="#">HPA055244</a>	polyclonal	IHC	human	1	



## Anti-SPNS1 antibody produced in rabbit




**Synonym(s):** Anti-HSpin1, Anti-LAT, Anti-Nrs, Anti-PP2030, Anti-SPIN1, Anti-SPINL, Anti-Spinster Homolog 1 (Drosophila)

[All Photos](#) (13)

Product No.	Clonality	Application	Species Reactivity	Citations	SDS
<a href="#">HPA042988</a>	polyclonal	IHC	human		
<a href="#">HPA041995</a>	polyclonal	IHC	human		

**All  
Photos** (5)




**Anti-SPNS2 Antibody, clone 1F4 ZooMAb<sup>®</sup> Rabbit  
Monoclonal**

Product No.	Clonality	Application	Species Reactivity	Citations	SDS
<b>ZRB2704</b>	recombinant monoclonal	ICC, IHC, affinity binding assay	human	  	

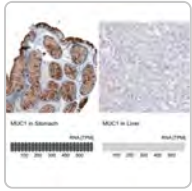


**Anti-SPOCD1 antibody produced in rabbit**

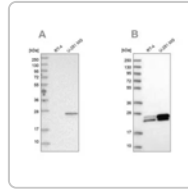
**All Photos** (13)

Product No.	Clonality	Application	Species Reactivity	Citations	SDS
<b>HPA031715</b>	polyclonal	IHC	human		
<b>HPA031714</b>	polyclonal	IHC	human		
<b>HPA031713</b>	polyclonal	IF, IHC	human		

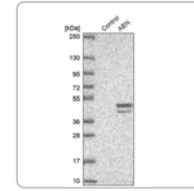





Sigma-Aldrich  
**AMAB91533**  
Monoclonal  
Anti-MUC1...



Sigma-Aldrich  
**HPA028118**  
Anti-GUK1



Sigma-Aldrich  
**HPA0485**  
Anti-AEN  
antibody.




### Anti-SPOCK2 antibody produced in rabbit

**Synonym(s):** Anti-KIAA0275, Anti-Sparc/Osteonectin, Cwcv And Kazal-Like Domains Proteoglycan (Testican) 2, Anti-Testican-2

**All Photos** (4)

Product No.	Clonality	Application	Species Reactivity	Citations	SDS
<b>HPA044605</b>	polyclonal	IHC	human	2	

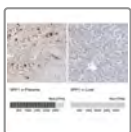


### Anti-SPON2 antibody produced in rabbit

**Synonym(s):** Anti-DIL1, Anti-spondin 2, extracellular matrix protein

**All Photos** (5)

Product No.	Clonality	Application	Species Reactivity	Citations	SDS
<b>HPA040170</b>	polyclonal	IHC	human	1	

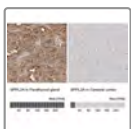


### Anti-SPP1 antibody produced in rabbit

**Synonym(s):** Anti-BNSP, Anti-BSPI, Anti-ETA-1, Anti-OPN, Anti-secreted phosphoprotein 1

**All Photos** (7)


Product No.	Clonality	Application	Species Reactivity	Citations	SDS
<b>HPA027541</b>	polyclonal	IF, IHC	human	13	

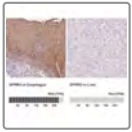


### Anti-SPPL2A antibody produced in rabbit

**Synonym(s):** Anti- PSL2, Anti-IMP3

**All Photos** (5)


Product No.	Clonality	Application	Species Reactivity	Citations	SDS
<a href="#">HPA036062</a>	polyclonal	IHC	human	2	




### Anti-SPRR3 antibody produced in rabbit

**Synonym(s):** Anti-small proline-rich protein 3

[All Photos](#) (5)


Product No.	Clonality	Application	Species Reactivity	Citations	SDS
<a href="#">HPA044467</a>	polyclonal	IHC	human		

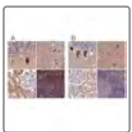


### Anti-SPRR4 antibody produced in rabbit

**Synonym(s):** Anti-small proline-rich protein 4

[All Photos](#) (3)



Product No.	Clonality	Application	Species Reactivity	Citations	SDS
<a href="#">HPA055963</a>	polyclonal	IHC	human		

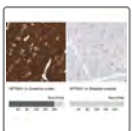


### Anti-SPRYD3 antibody produced in rabbit

**Synonym(s):** Anti-FLJ14800, Anti-SPRY domain containing 3

[All Photos](#) (13)


Product No.	Clonality	Application	Species Reactivity	Citations	SDS
<a href="#">HPA039685</a>	polyclonal	IHC	human		
<a href="#">HPA039426</a>	polyclonal	IF, IHC	mouse, human		



### Anti-SPTAN1 antibody produced in rabbit


**Synonym(s):** Anti-Alpha-II spectrin, Anti-Fodrin alpha chain, Anti-Spectrin alpha chain, brain, Anti-Spectrin, non-erythroid alpha chain

[All Photos](#) (7)

Product No.	Clonality	Application	Species Reactivity	Citations	SDS
<a href="#">HPA007927</a>	polyclonal	IF, IHC	human	3	





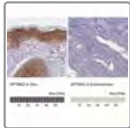
### Anti-SPTB antibody produced in rabbit



**Synonym(s):** Anti- $\beta$ -I Spectrin antibody produced in rabbit, Anti-Spectrin  $\beta$ -chain, erythrocyte antibody produced in rabbit



(10)

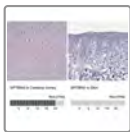
Product No.	Clonality	Application	Species Reactivity	Citations	SDS
<a href="#">HPA003398</a>	polyclonal	IF, IHC	human	4	
<a href="#">HPA003394</a>	polyclonal	IF, IHC	human	3	



### Anti-SPTBN2 antibody produced in rabbit


[All Photos](#) (7)

Product No.	Clonality	Application	Species Reactivity	Citations	SDS
<a href="#">HPA043529</a>	polyclonal	IHC	human		
<a href="#">HPA039293</a>	polyclonal	IF, IHC	human		



### Anti-SPTBN4 antibody produced in rabbit

[All Photos](#) (6)


Product No.	Clonality	Application	Species Reactivity	Citations	SDS
<a href="#">HPA054481</a>	polyclonal	IF, IHC	human		

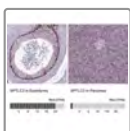


### Anti-SPTBN1 antibody produced in rabbit

**Synonym(s):** Anti-Beta-II spectrin, Anti-Fodrin beta chain, Anti-Spectrin beta chain, brain 1, Anti-Spectrin, non-erythroid beta chain 1

[All Photos](#) (8)


Product No.	Clonality	Application	Species Reactivity	Citations	SDS
<a href="#">HPA012685</a>	polyclonal	IF, IHC	human	5	

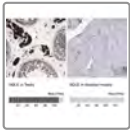


### Anti-SPTLC3 antibody produced in rabbit

**Synonym(s):** Anti-C20orf38, Anti-FLJ11112, Anti-LCB2B, Anti-SPTLC2L, Anti-hLCB2b


[All Photos](#) (3)

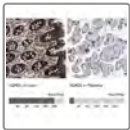
Product No.	Clonality	Application	Species Reactivity	Citations	SDS
<a href="#">HPA044247</a>	polyclonal	IHC	human	1	



### Anti-SQLE antibody produced in rabbit

[All Photos](#) (6)


Product No.	Clonality	Application	Species Reactivity	Citations	SDS
<a href="#">HPA020762</a>	polyclonal	IHC, WB	human	1	




### Anti-SQRDL antibody produced in rabbit

**Synonym(s):** Anti-Sulfide:quinone oxidoreductase, mitochondrial precursor

[All Photos](#) (9)


Product No.	Clonality	Application	Species Reactivity	Citations	SDS
<a href="#">HPA017079</a>	polyclonal	IF, IHC	human, mouse	5	

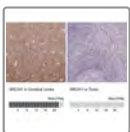


### Anti-SRC antibody produced in rabbit

**Synonym(s):** Anti-ASV, Anti-SRC1, Anti-c-src

[All Photos](#) (2)


Product No.	Clonality	Application	Species Reactivity	Citations	SDS
<a href="#">HPA030875</a>	polyclonal	IF	human	4	

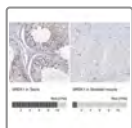


### Anti-SRCIN1 antibody produced in rabbit

**Synonym(s):** Anti-KIAA1684, Anti-SNIP, Anti-p140Cap

[All Photos](#) (4)

Product No.	Clonality	Application	Species Reactivity	Citations	SDS
<a href="#">HPA063795</a>	polyclonal	IF, IHC	human		




## Anti-SREK1 antibody produced in rabbit

**Synonym(s):** Anti-DKFZp564B176, Anti-SFRS12, Anti-SRrp508, Anti-SRrp86, Anti-Splicing factor, arginine/serine-rich 12

All

Photos (14)

Product No.	Clonality	Application	Species Reactivity	Citations	SDS
<a href="#">HPA059332</a>	polyclonal	IF, IHC	human		
<a href="#">HPA037674</a>	polyclonal	IHC	human	2	



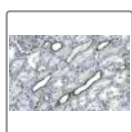
## Anti-SREK1IP1 antibody produced in rabbit

**Synonym(s):** Anti-FLJ36754, Anti-P18SRP, Anti-SFRS12IP1, Anti-SREK1-Interacting Protein 1

All

Photos (2)

Product No.	Clonality	Application	Species Reactivity	Citations	SDS
<a href="#">HPA045677</a>	polyclonal	IHC	human		



## Anti-SRF Antibody, clone 1H14 ZooMAb<sup>®</sup> Rabbit Monoclonal

All

Photos (16)

Product No.	Clonality	Application	Species Reactivity	Citations	SDS
<a href="#">ZRB2098</a>	1H14, recombinant monoclonal	ICC, IHC, WB	rat, mouse, human		




## Anti-SRGAP3 antibody produced in rabbit


**Synonym(s):** Anti-ARHGAP14, Anti-KIAA0411, Anti-MEGAP, Anti-SRGAP2, Anti-WRP, Anti-SLIT-ROBO Rho GTPase activating protein 3, Anti-Wave-associated rac GTPase-activating protein, Anti-Mental disorder-associated gap protein, Anti-SLIT-ROBO GAP 3, Anti-SLIT-ROBO Rho GTPase-activating protein 3 (SRGAP3)

All

Photos (19)

Product No.	Clonality	Application	Species Reactivity	Citations	SDS
<a href="#">HPA044074</a>	polyclonal	IF, IHC	human		
<a href="#">HPA036959</a>	polyclonal	IHC	human		


Product No.	Clonality	Application	Species Reactivity	Citations	SDS
<b>SAB4200050</b>	polyclonal	WB	human, mouse	4	

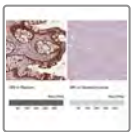


### Anti-SRGN antibody produced in rabbit

**Synonym(s):** Anti-Hematopoietic proteoglycan core protein antibody produced in rabbit, Anti-P.PG antibody produced in rabbit, Anti-Platelet proteoglycan core protein antibody produced in rabbit, Anti-Secretory granule proteoglycan core protein precursor antibody produced in rabbit, Anti-Serglycin antibody produced in rabbit



**All Photos** (6)

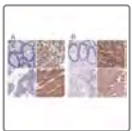
Product No.	Clonality	Application	Species Reactivity	Citations	SDS
<b>HPA000759</b>	polyclonal	IHC	human	9	



### Anti-SRI antibody produced in rabbit

**All Photos** (14)



Product No.	Clonality	Application	Species Reactivity	Citations	SDS
<b>HPA019004</b>	polyclonal	IF, IHC	human		
<b>HPA073666</b>	polyclonal	IHC	human		




### Anti-SRL antibody produced in rabbit

**Synonym(s):** Anti-sarcalumenin

**All Photos** (12)


Product No.	Clonality	Application	Species Reactivity	Citations	SDS
<b>HPA041535</b>	polyclonal	IHC	human	1	
<b>HPA045520</b>	polyclonal	IHC	human		

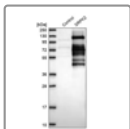


### Anti-SRM antibody produced in rabbit

**Synonym(s):** Anti-Putrescine aminopropyltransferase, Anti-SPDSY, Anti-Spermidine synthase

**All Photos** (3)

Product No.	Clonality	Application	Species Reactivity	Citations	SDS
<b>HPA015746</b>	polyclonal	IF, IHC	human		



## Anti-SRPK2 antibody produced in rabbit

**Synonym(s):** Anti-SFRS protein kinase 2, Anti-SR-protein-specific kinase 2, Anti-Serine/arginine-rich protein-specific kinase 2, Anti-Serine/threonine-protein kinase SRPK2

[All](#)

[Photos](#) (3)

Product No.	Clonality	Application	Species Reactivity	Citations	SDS
<a href="#">HPA020876</a>	polyclonal	IF, IHC	human	5	




## Anti-SRPK1 antibody produced in rabbit

**Synonym(s):** Anti-SFRS protein kinase 1, Anti-SR-protein-specific kinase 1, Anti-Serine/arginine-rich protein-specific kinase 1, Anti-Serine/threonine-protein kinase SRPK1

[All](#)

[Photos](#) (5)

Product No.	Clonality	Application	Species Reactivity	Citations	SDS
<a href="#">HPA056486</a>	polyclonal	IF	human		
<a href="#">HPA016431</a>	polyclonal	IHC, WB	human	3	





## Anti-SRRM1 antibody produced in rabbit


[All Photos](#) (2)

Product No.	Clonality	Application	Species Reactivity	Citations	SDS
<a href="#">HPA058612</a>	polyclonal	IF, WB	human		

**All**  
**Photos** (17)

## Anti-SRRM4 Antibody, clone 112 ZooMAb<sup>®</sup> Rabbit Monoclonal


Product No.	Clonality	Application	Species Reactivity	Citations	SDS
<b>ZRB1690</b>	112, recombinant monoclonal	ICC, IHC, WB, affinity binding assay	human, rat, mouse		 



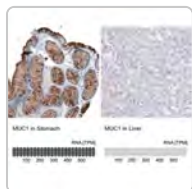
### Anti-SRRT antibody produced in rabbit

**Synonym(s):** Anti-ARS2, Anti-Asr2, Anti-serrate, Anti-serrate RNA effector molecule homolog (Arabidopsis)

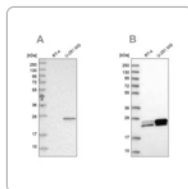
**All**  
**Photos** (3)

Product No.	Clonality	Application	Species Reactivity	Citations	SDS
<b>HPA042858</b>	polyclonal	IF, IHC, WB	human	1	

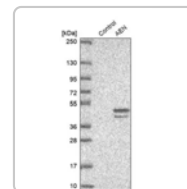




Sigma-Aldrich  
**AMAB91533**  
Monoclonal  
Anti-MUC1...



Sigma-Aldrich  
**HPA028118**  
Anti-GUK1



Sigma-Aldrich  
**HPA0485**  
Anti-AEN  
antibody.

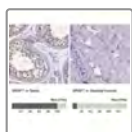


### Anti-SRSF6 antibody produced in rabbit

**Synonym(s):** Anti-B52, Anti-SFRS6, Anti-SRP55, Anti-splicing factor, arginine/serine-rich 6

[All Photos](#) (6)

Product No.	Clonality	Application	Species Reactivity	Citations	SDS
<b>HPA029005</b>	polyclonal	IHC	human, mouse	5	



### Anti-SRSF7 antibody produced in rabbit

**Synonym(s):** Anti-9G8, Anti-AAG3, Anti-HSSG1, Anti-RBM37, Anti-SFRS7, Anti-Serine/Arginine-Rich Splicing Factor 7, Anti-ZCCHC20, Anti-ZCRB2

[All Photos](#) (7)

Product No.	Clonality	Application	Species Reactivity	Citations	SDS
<b>HPA043850</b>	polyclonal	IF, IHC	human	3	
<b>HPA056926</b>	polyclonal	IF, IHC	human	1	

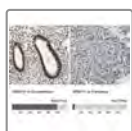


### Anti-SRSF5 antibody produced in rabbit

**Synonym(s):** Anti-Hrs, Anti-Serine/arginine-rich splicing factor 5, Anti-Sfrs5, Anti-Srp40

[All Photos](#) (7)


Product No.	Clonality	Application	Species Reactivity	Citations	SDS
<b>HPA043484</b>	polyclonal	IF, IHC	human, rat, mouse	5	

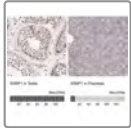


### Anti-SRSF11 antibody produced in rabbit

**Synonym(s):** Anti-Arginine-rich 54 kDa nuclear protein, Anti-SFRS11, Anti-Splicing factor arginine/serine-rich 11, Anti-p54

**All  
Photos** (6)


Product No.	Clonality	Application	Species Reactivity	Citations	SDS
<b>HPA008762</b>	polyclonal	IF, IHC	human	3	

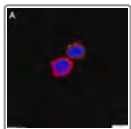


**Anti-SSBP1 antibody produced in rabbit**

**Synonym(s):** Anti-Mt-SSB antibody produced in rabbit, Anti-MtSSB antibody produced in rabbit, Anti-PWP1-interacting protein 17 antibody produced in rabbit, Anti-Single-stranded DNA-binding protein, mitochondrial precursor antibody produced in rabbit



**All  
Photos** (8)

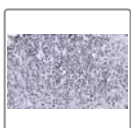
Product No.	Clonality	Application	Species Reactivity	Citations	SDS
<b>HPA002866</b>	polyclonal	IF, IHC	mouse, rat, human	15	



**Anti-ssDNA Antibody, clone 16-19 ZooMAb<sup>®</sup> Mouse Monoclonal**



**All  
Photos** (10)

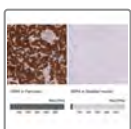
Product No.	Clonality	Application	Species Reactivity	Citations	SDS
<b>ZMS1042</b>	16-19, recombinant monoclonal	DB, ELISA, ICC	bovine		 



**Anti-SSNA1 Antibody, clone 4C4 ZooMAb<sup>®</sup> Rabbit Monoclonal**

**All  
Photos** (17)


Product No.	Clonality	Application	Species Reactivity	Citations	SDS
<b>ZRB1197</b>	4C4, recombinant monoclonal	ICC, IHC (p), WB, affinity binding assay	human		 




**Anti-SSR4 antibody produced in rabbit**

**Synonym(s):** Anti-Signal Sequence Receptor, Delta (Translocon-Associated Protein Delta), Anti-TRAPD

## All Photos (6)



Product No.	Clonality	Application	Species Reactivity	Citations	SDS
<a href="#">HPA045209</a>	polyclonal	IHC	human		

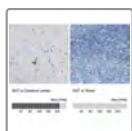


### Anti-SSR1 antibody produced in rabbit

**Synonym(s):** Anti-SSR-alpha, Anti-Signal sequence receptor subunit alpha, Anti-TRAP-alpha, Anti-Translocon-associated protein subunit alpha precursor

## All Photos (14)


Product No.	Clonality	Application	Species Reactivity	Citations	SDS
<a href="#">HPA017062</a>	polyclonal	IHC	human	4	
<a href="#">HPA011276</a>	polyclonal	IF, IHC	rat, mouse, human	5	

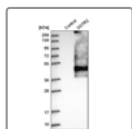


### Anti-SST antibody produced in rabbit

**Synonym(s):** Anti-Growth hormone release-inhibiting factor, Anti-Somatostatin

## All Photos (8)


Product No.	Clonality	Application	Species Reactivity	Citations	SDS
<a href="#">HPA019472</a>	polyclonal	IHC, WB	human	11	

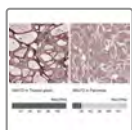


### Anti-SSTR2 antibody produced in rabbit

**Synonym(s):** Anti-SRIF-1 antibody produced in rabbit, Anti-SS2R antibody produced in rabbit, Anti-Somatostatin receptor type 2 antibody produced in rabbit


## All Photos (7)

Product No.	Clonality	Application	Species Reactivity	Citations	SDS
<a href="#">HPA007264</a>	polyclonal	IF, IHC	human	22	



### Anti-SSU72 antibody produced in rabbit

## All Photos (3)

Product No.	Clonality	Application	Species Reactivity	Citations	SDS
<b>HPA069290</b>	polyclonal	IHC	human		







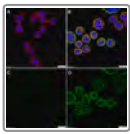
### Anti-ST13 antibody produced in rabbit

**Synonym(s):** Anti-FAM10A1, Anti-HIP, Anti-HSPABP1, Anti-P48, Anti-suppression of tumorigenicity 13 (colon carcinoma) (Hsp70 interacting protein)

All

**Photos** (19)




Product No.	Clonality	Application	Species Reactivity	Citations	SDS
<b>HPA043233</b>	polyclonal	IF, IHC	human		
<b>HPA047114</b>	polyclonal	IF, IHC	human		
<b>HPA047116</b>	polyclonal	IHC	human	1	
<b>HPA046412</b>	polyclonal	IF, IHC	human		



### Anti-ST2/IL-33R Antibody, clone RMST-2 ZooMAb<sup>®</sup> Rat Monoclonal

All

**Photos** (6)

Product No.	Clonality	Application	Species Reactivity	Citations	SDS
<b>ZRT1338</b>	recombinant monoclonal	FACS, ICC, WB	mouse, human		  






### Anti-STAB2 antibody produced in rabbit

**Synonym(s):** Anti-190 kDa hyaluronan receptor for endocytosis, Anti-FAS1 EGF-like and X-link domain-containing adhesion molecule 2, Anti-FEEL-2, Anti-Fasciclin, EGF-like, laminin-type EGF-like and link domain-containing scavenger receptor 2, Anti-Hyaluronan receptor for endocytosis, Anti-Stabilin-2

All

**Photos** (9)


Product No.	Clonality	Application	Species Reactivity	Citations	SDS
<b>HPA072699</b>	polyclonal	IF, IHC	human		
<b>HPA026871</b>	polyclonal	IF, IHC	human	4	

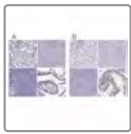


### Anti-STAG1 antibody produced in rabbit

**Synonym(s):** Anti-NYD-SP12, Anti-SA-1, Anti-stromal antigen 1


## All Photos (7)

Product No.	Clonality	Application	Species Reactivity	Citations	SDS
<a href="#">HPA035015</a>	polyclonal	IF, IHC	human, mouse, rat	11	



### Anti-STAG3 antibody produced in rabbit



## All Photos (6)

Product No.	Clonality	Application	Species Reactivity	Citations	SDS
<a href="#">HPA058330</a>	polyclonal	IHC	human		



### Anti-STAG2 Antibody, clone 2B22 ZooMAb<sup>®</sup> Rabbit Monoclonal

## All Photos (8)



Product No.	Clonality	Application	Species Reactivity	Citations	SDS
<a href="#">ZRB1825</a>	2B22, recombinant monoclonal	ICC, WB, affinity binding assay	human, rat, mouse		 

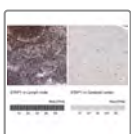


### Anti-STAM2 antibody produced in rabbit

**Synonym(s):** Anti-Hbp, Anti-signal transducing adaptor molecule (SH3 domain and ITAM motif) 2, Anti-Signal transducing adaptor molecule (SH3 domain and ITAM motif) 2

## All Photos (9)


Product No.	Clonality	Application	Species Reactivity	Citations	SDS
<a href="#">HPA035528</a>	polyclonal	IHC	human	1	
<a href="#">HPA035529</a>	polyclonal	IF, IHC	human	2	




### Anti-STAP1 antibody produced in rabbit

**Synonym(s):** Anti-BRDG1, Anti-STAP-1, Anti-Signal transducing adaptor family member 1

## All Photos (4)


Product No.	Clonality	Application	Species Reactivity	Citations	SDS
<a href="#">HPA038529</a>	polyclonal	IF, IHC	human		



### Anti-STAP2 antibody produced in rabbit

**Synonym(s):** Anti-NP\_060190.2, Anti-Signal-transducing adaptor protein-2 isoform 1

[All Photos](#) (5)



Product No.	Clonality	Application	Species Reactivity	Citations	SDS
<a href="#">HPA002375</a>	polyclonal	IHC	human	3	

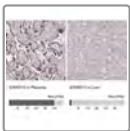


### Anti-STAR antibody produced in rabbit

**Synonym(s):** Anti-NET29, Anti-STARD1, Anti-TMPIT, Anti-steroidogenic acute regulatory protein


[All Photos](#) (14)


Product No.	Clonality	Application	Species Reactivity	Citations	SDS
<a href="#">HPA027318</a>	polyclonal	IHC	human	3	
<a href="#">HPA023644</a>	polyclonal	IHC	human	8	



### Anti-STARD13 antibody produced in rabbit

[All Photos](#) (3)


Product No.	Clonality	Application	Species Reactivity	Citations	SDS
<a href="#">HPA058867</a>	polyclonal	IHC	human		



### Anti-STARD10 antibody produced in rabbit

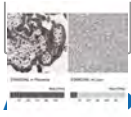
**Synonym(s):** Anti-Antigen NY-CO-28, Anti-PCTP-L, Anti-PCTP-like protein, Anti-START domain-containing protein 10, Anti-StAR-related lipid transfer protein 10, Anti-StARD10

[All Photos](#) (5)

Product No.	Clonality	Application	Species Reactivity	Citations	SDS
<a href="#">HPA026661</a>	polyclonal	IHC	human		



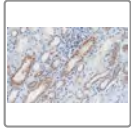
### Anti-STARD3NL antibody produced in rabbit



**Synonym(s):** Anti-MLN64 N-terminal domain homolog, Anti-STAR3 N-terminal-like protein

[Photos](#) (7)

Product No.	Clonality	Application	Species Reactivity	Citations	SDS
<b>HPA019204</b>	polyclonal	IF, IHC	human	5	




### **Anti-STAT1 (isoform alpha) Antibody, clone 1D4** **ZooMAb® Rabbit Monoclonal**

**Synonym(s):** Signal transducer and activator of transcription 1-alpha/beta, Transcription factor ISGF-3 components p91/p8

[All Photos](#) (17)

Product No.	Clonality	Application	Species Reactivity	Citations	SDS
<b>ZRB1459</b>	1D4, monoclonal recombinant monoclonal	ICC, IHC (p), WB, affinity binding assay	human		 

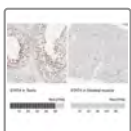


### **Anti-STAT3 antibody produced in rabbit**

**Synonym(s):** Anti-APRF

[All Photos](#) (6)

Product No.	Clonality	Application	Species Reactivity	Citations	SDS
<b>HPA058603</b>	polyclonal	IHC	human		



### **Anti-STAT4 antibody produced in rabbit**



**Synonym(s):** Anti-Signal transducer and activator of transcription 4 antibody produced in rabbit


[All Photos](#) (4)

Product No.	Clonality	Application	Species Reactivity	Citations	SDS
<b>HPA001860</b>	polyclonal	IHC	human	4	

## All **Anti-STAT1 antibody produced in rabbit**

**Photos** (14) **Synonym(s):** Anti-Signal transducer and activator of transcription 1- $\alpha/\beta$  antibody produced in rabbit, Anti-Transcription factor ISGF-3 components p91/p84 antibody produced in rabbit


Product No.	Clonality	Application	Species Reactivity	Citations	SDS
<b>HPA000931</b>	polyclonal	IF, IHC	human	7	
<b>HPA000982</b>	polyclonal	IF, IHC	human, rat, mouse	11	

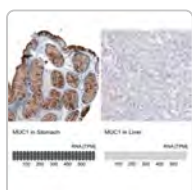


## **Anti-STAT3 antibody produced in rabbit**

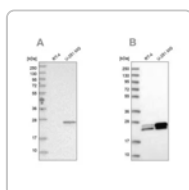
**Synonym(s):** Anti-APRF

**All Photos** (6)

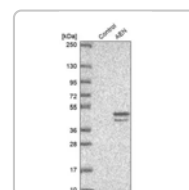
Product No.	Clonality	Application	Species Reactivity	Citations	SDS
<b>HPA058603</b>	polyclonal	IHC	human		



Sigma-Aldrich  
**AMAB91533**  
Monoclonal  
Anti-MUC1...

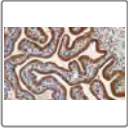


Sigma-Aldrich  
**HPA028118**  
Anti-GUK1





Sigma-Aldric  
**HPA0485**  
Anti-AEN  
antibody.





## Anti-STAT6 Antibody, clone 1C13 ZooMAb<sup>®</sup> Rabbit Monoclonal




[All Photos](#) (9)

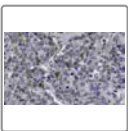
Product No.	Clonality	Application	Species Reactivity	Citations	SDS
<b>ZRB1949</b>	1C13, recombinant monoclonal	FACS, IHC, WB, affinity binding assay	human	 	



## Anti-STAT2 Antibody, clone 1F7 ZooMAb<sup>®</sup> Rabbit Monoclonal



[All Photos](#) (4)


Product No.	Clonality	Application	Species Reactivity	Citations	SDS
<b>ZRB2308</b>	recombinant monoclonal	ICC, IHC, WB, affinity binding assay	mouse, human	  	



## Anti-Stat3 Antibody, clone 2D2 ZooMAb<sup>®</sup> Rabbit Monoclonal



[All Photos](#) (12)

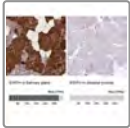
Product No.	Clonality	Application	Species Reactivity	Citations	SDS
<b>ZRB1764</b>	2D2, recombinant monoclonal	FACS, ICC, IHC (p), WB, affinity binding assay	rat, human, monkey	 	



## Anti-Stat3 Antibody, clone 4N11, ZooMAb<sup>®</sup> Rabbit Monoclonal

**All Photos** (20)


Product No.	Clonality	Application	Species Reactivity	Citations	SDS
<b>ZRB1004</b>	4N11, recombinant monoclonal monoclonal	ICC, IHC (p), WB	human, mouse	2	 

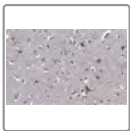


**Anti-STATH antibody produced in rabbit**

**Synonym(s):** Anti-STR, Anti-Statherin

**All Photos** (5)



Product No.	Clonality	Application	Species Reactivity	Citations	SDS
<b>HPA044569</b>	polyclonal	IHC	human		



**Anti-Stathmin-2 Antibody, clone 1B3 ZooMAb<sup>®</sup> Rabbit Monoclonal**

**Synonym(s):** Protein SCG10, Superior cervical ganglion-10 protein

**All Photos** (11)



Product No.	Description	SDS
<b>ZRB1073</b>	recombinant, expressed in HEK 293 cells	 




**Anti-STBD1 antibody produced in rabbit**

**Synonym(s):** Anti-FLJ41801, Anti-GENX-3414

**All Photos** (13)


Product No.	Clonality	Application	Species Reactivity	Citations	SDS
<b>HPA012849</b>	polyclonal	IHC	human	3	
<b>HPA011952</b>	polyclonal	IHC	human	2	

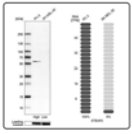


**Anti-STC2 antibody produced in rabbit**

**Synonym(s):** Anti-STC-2, Anti-Stanniocalcin 2

**All Photos** (4)


Product No.	Clonality	Application	Species Reactivity	Citations	SDS
<b>HPA045372</b>	polyclonal	IF, IHC	human	2	

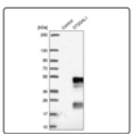


### Anti-STEAP3 antibody produced in rabbit

**Synonym(s):** Anti-STEAP family member 3, metalloreductase, Anti-STMP3, Anti-TSAP6, Anti-dudlin-2

**All Photos** (6)


Product No.	Clonality	Application	Species Reactivity	Citations	SDS
<b>HPA050510</b>	polyclonal	IF, IHC	human		

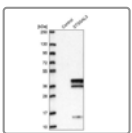


### Anti-ST3GAL1 antibody produced in rabbit

**Synonym(s):** Anti-Siat4a, Anti-Siatfl, Anti-St3  $\beta$ -galactoside  $\alpha$ -2,3-sialyltransferase 1, Anti-St3gala.1, Anti-St3o


**All Photos** (3)

Product No.	Clonality	Application	Species Reactivity	Citations	SDS
<b>HPA040466</b>	polyclonal	IHC	human		



### Anti-ST3GAL3 antibody produced in rabbit

**All Photos** (2)


Product No.	Clonality	Application	Species Reactivity	Citations	SDS
<b>HPA051102</b>	polyclonal	IHC, WB	human		



### Anti-ST6GALNAC1 antibody produced in rabbit

**Synonym(s):** Anti-Alpha-N-acetylgalactosaminide alpha-2,6-sialyltransferase 1, Anti-GalNAc alpha-2,6-sialyltransferase I, Anti-ST6GalNAc I, Anti-Sialyltransferase 7A


**All Photos** (5)

Product No.	Clonality	Application	Species Reactivity	Citations	SDS
<b>HPA014975</b>	polyclonal	IHC	human	3	



### Anti-STIM1 (N-terminal) antibody produced in rabbit

**Synonym(s):** Anti-GOK, Anti-Stromal interaction molecule I



Product No.	Clonality	Application	Species Reactivity	Citations	SDS
<b>S6072</b>	polyclonal	IF, IP, WB	rat, mouse, human	19	




### Anti-STIM1 antibody produced in rabbit

**Synonym(s):** Anti-Stromal interaction molecule 1 precursor



[All Photos \(15\)](#)

Product No.	Clonality	Application	Species Reactivity	Citations	SDS
<b>HPA011088</b>	polyclonal	IF, IHC	human	4	
<b>HPA012123</b>	polyclonal	IF, IHC	rat, human	6	



### Anti-STING1 Antibody, clone 2G7 ZoomAb® Rabbit Monoclonal

[All Photos \(7\)](#)



Product No.	Clonality	Application	Species Reactivity	Citations	SDS
<b>ZRB2301</b>	2G7, recombinant monoclonal	FACS, IHC, WB, affinity binding assay	human		 




### Anti-STIP1 antibody produced in rabbit

**Synonym(s):** Anti-HOP, Anti-STI1

[All Photos \(14\)](#)


Product No.	Clonality	Application	Species Reactivity	Citations	SDS
<b>HPA044062</b>	polyclonal	IHC	human	1	
<b>HPA039291</b>	polyclonal	IF, IHC	human	1	

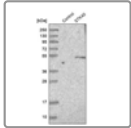


### Anti-STK4 antibody produced in rabbit

**Synonym(s):** Anti-MST-1, Anti-Mammalian STE20-like protein kinase 1, Anti-STE20-like kinase MST1, Anti-Serine/threonine-protein kinase 4, Anti-Serine/threonine-protein kinase Krs-2

**All  
Photos** (4)


Product No.	Clonality	Application	Species Reactivity	Citations	SDS
<a href="#">HPA015270</a>	polyclonal	IF, IHC	rat, mouse, human	5	

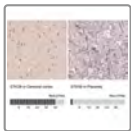


**Anti-STK40 antibody produced in rabbit**

**Synonym(s):** Anti-SINK-homologous serine/threonine-protein kinase, Anti-Serine/threonine-protein kinase 40, Anti-SgK495, Anti-Sugen kinase 495



**All  
Photos** (3)

Product No.	Clonality	Application	Species Reactivity	Citations	SDS
<a href="#">HPA008026</a>	polyclonal	IF, IHC	human	3	



**Anti-STK39 antibody produced in rabbit**

**All Photos** (7)


Product No.	Clonality	Application	Species Reactivity	Citations	SDS
<a href="#">HPA062802</a>	polyclonal	IHC	human		
<a href="#">HPA061803</a>	polyclonal	IF, IHC	human		



**Anti-STK31 antibody produced in rabbit**

**Synonym(s):** Anti-Serine/threonine-protein kinase 31, Anti-Serine/threonine-protein kinase NYD-SPK, Anti-Sugen kinase 396

**All  
Photos** (3)


Product No.	Clonality	Application	Species Reactivity	Citations	SDS
<a href="#">HPA023194</a>	polyclonal	IHC	human	3	



**Anti-STK10 antibody produced in rabbit**

**Synonym(s):** Anti-LOK, Anti-PRO2729, Anti-serine/threonine kinase 10

**All Photos** (6)



Product No.	Clonality	Application	Species Reactivity	Citations	SDS
<b>HPA015083</b>	polyclonal	IHC	human	5	

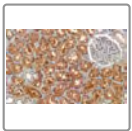


### Anti-STK24 antibody produced in rabbit

**Synonym(s):** Anti-MST-3, Anti-Mammalian STE20-like protein kinase 3, Anti-STE20-like kinase MST3, Anti-Serine/threonine-protein kinase 24



**All Photos** (15)

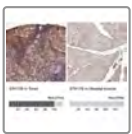
Product No.	Clonality	Application	Species Reactivity	Citations	SDS
<b>HPA026435</b>	polyclonal	IHC	human, rat, mouse	1	
<b>HPA026502</b>	polyclonal	IF, IHC	human, rat, mouse	1	



### Anti-STK3 Antibody, clone 1H12 ZoomAb<sup>®</sup> Rabbit Monoclonal

**All Photos** (14)


Product No.	Clonality	Application	Species Reactivity	Citations	SDS
<b>ZRB2151</b>	1H12, recombinant monoclonal	ICC, IHC, WB, affinity binding assay	human, rat, mouse		 

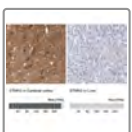


### Anti-STK17B antibody produced in rabbit

**Synonym(s):** Anti-DRAK2, Anti-Serine/threonine kinase 17b

**All Photos** (4)


Product No.	Clonality	Application	Species Reactivity	Citations	SDS
<b>HPA034858</b>	polyclonal	IHC	human		

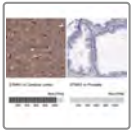


### Anti-STMN3 antibody produced in rabbit

**Synonym(s):** Anti-SCG10-like protein, Anti-Stathmin-3


**All Photos** (6)

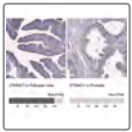
Product No.	Clonality	Application	Species Reactivity	Citations	SDS
<b>HPA012947</b>	polyclonal	IHC, WB	human	5	



### Anti-STMN1 antibody produced in rabbit


[All Photos](#) (4)

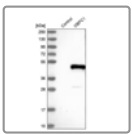
Product No.	Clonality	Application	Species Reactivity	Citations	SDS
<b>HPA068438</b>	polyclonal	IF, IHC, WB	human		



### Anti-STMND1 antibody produced in rabbit

[All Photos](#) (4)



Product No.	Clonality	Application	Species Reactivity	Citations	SDS
<b>HPA067970</b>	polyclonal	IF, IHC	human		



### Anti-STN1 antibody produced in rabbit

**Synonym(s):** Anti-BA541N10.2, Anti-FLJ22559, Anti-Oligonucleotide/oligosaccharide-binding fold containing 1

[All Photos](#) (4)


Product No.	Clonality	Application	Species Reactivity	Citations	SDS
<b>HPA037925</b>	polyclonal	IHC (p), WB	human		
<b>HPA037924</b>	polyclonal	IF, IHC (p), WB	human	3	

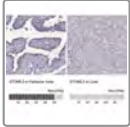
All

## Anti-STOM antibody produced in rabbit

Photos

(5) **Synonym(s):** Anti-Erythrocyte band 7 integral membrane protein antibody produced in rabbit, Anti-Protein 7.2b antibody produced in rabbit, Anti-Stomatin antibody produced in rabbit


Product No.	Clonality	Application	Species Reactivity	Citations	SDS
<a href="#">HPA010961</a>	polyclonal	IHC	human	6	

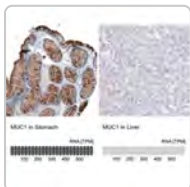


### Anti-STOML3

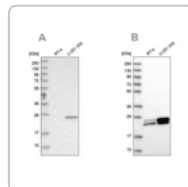
**Synonym(s):** Epb7.2l, SRO

All Photos (3)

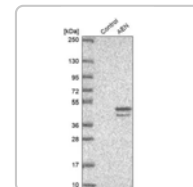
Product No.	Clonality	Application	Species Reactivity	Citations	SDS
<a href="#">HPA071011</a>	polyclonal	IHC	human		



Sigma-Aldrich  
**AMAB91533**  
Monoclonal  
Anti-MUC1...



Sigma-Aldrich  
**HPA028118**  
Anti-GUK1

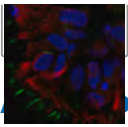


Sigma-Aldrich  
**HPA0485**  
Anti-AEN  
antibody.



**Anti-STOML3 antibody produced in rabbit**

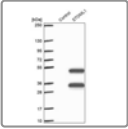




**Synonym(s):** Anti-Stomatin-like protein 3

[Photos](#) (2)

Product No.	Clonality	Application	Species Reactivity	Citations	SDS
<a href="#">HPA012892</a>	polyclonal	IHC	human	3	

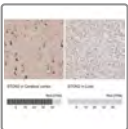


### Anti-STOML1 antibody produced in rabbit

**Synonym(s):** Anti-Flj36370, Anti-Hunc-24, Anti-Slp-1, Anti-Stomatin (epb72)-like 1, Anti-Storp

[All Photos](#) (3)

Product No.	Clonality	Application	Species Reactivity	Citations	SDS
<a href="#">HPA042353</a>	polyclonal	IF, IHC	human	1	




### Anti-STON2 antibody produced in rabbit

**Synonym(s):** Anti-Stoned B antibody produced in rabbit, Anti-Stonin-2 antibody produced in rabbit

[All Photos](#) (7)

Product No.	Clonality	Application	Species Reactivity	Citations	SDS
<a href="#">HPA003086</a>	polyclonal	IF, IHC	human	4	



### Anti-STRAP antibody produced in rabbit

**Synonym(s):** Anti-MAWD, Anti-UNRIP, Anti-pt-wd

[All Photos](#) (5)

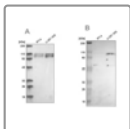
Product No.	Clonality	Application	Species Reactivity	Citations	SDS
<a href="#">HPA073876</a>	polyclonal	IF	human		
<a href="#">HPA055557</a>	polyclonal	IF, IHC	human		



### Anti-STRN4 antibody produced in rabbit

[All Photos](#) (4)

Product No.	Clonality	Application	Species Reactivity	Citations	SDS
<a href="#">HPA056706</a>	polyclonal	IHC	human		



## Anti-STRN3 antibody produced in rabbit

**Synonym(s):** Anti-Cell-cycle autoantigen SG2NA antibody produced in rabbit, Anti-S/G2 antigen antibody produced in rabbit, Anti-Striatin-3 antibody produced in rabbit

All

Photos (6)

Product No.	Clonality	Application	Species Reactivity	Citations	SDS
<a href="#">HPA003392</a>	polyclonal	IF, IHC, WB	human	2	
<a href="#">HPA004636</a>	polyclonal	IF, IHC, WB	human	2	



## Anti-STS antibody produced in rabbit

**Synonym(s):** Anti-ASC antibody produced in rabbit, Anti-Arylsulfatase C antibody produced in rabbit, Anti-Steroid sulfatase antibody produced in rabbit, Anti-Steryl-sulfatase precursor antibody produced in rabbit, Anti-Steryl-sulfate sulfohydrolase antibody produced in rabbit

All

Photos (3)

Product No.	Clonality	Application	Species Reactivity	Citations	SDS
<a href="#">HPA002904</a>	polyclonal	IHC	human	6	



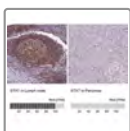
## Anti-STUB1 antibody produced in rabbit

**Synonym(s):** Anti-CHIP, Anti-HSPABP2, Anti-NY-CO-7, Anti-SDCCAG7, Anti-STIP1 homology and U-box containing protein 1, E3 ubiquitin protein ligase

All

Photos (12)

Product No.	Clonality	Application	Species Reactivity	Citations	SDS
<a href="#">HPA041222</a>	polyclonal	IHC	human	1	
<a href="#">HPA043531</a>	polyclonal	IF, IHC	human	1	



## Anti-STX7 antibody produced in rabbit

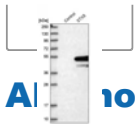
**Synonym(s):** Anti-Syntaxin-7

All Photos (8)

Product No.	Clonality	Application	Species Reactivity	Citations	SDS
<a href="#">HPA001467</a>	polyclonal	IF, IHC	human, rat, mouse	3	




## Anti-STX5 antibody produced in rabbit



**Synonym(s):** Anti-Syntaxin-5 antibody produced in rabbit

[All Photos](#) (3)

Product No.	Clonality	Application	Species Reactivity	Citations	SDS
<a href="#">HPA001358</a>	polyclonal	IF, IHC	human	5	



### Anti-STX4 antibody produced in rabbit

**Synonym(s):** Anti-Renal carcinoma antigen NY-REN-31 antibody produced in rabbit, Anti-Syntaxin-4 antibody produced in rabbit

[All Photos](#) (7)

Product No.	Clonality	Application	Species Reactivity	Citations	SDS
<a href="#">HPA001330</a>	polyclonal	IF, IHC	human	2	

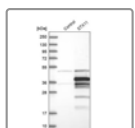


### Anti-STX16 antibody produced in rabbit

**Synonym(s):** Anti-SYN16, Anti-Syntaxin 16, Anti-hsyn16

[All Photos](#) (3)

Product No.	Clonality	Application	Species Reactivity	Citations	SDS
<a href="#">HPA042033</a>	polyclonal	IF, IHC	human		

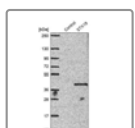


### Anti-STX11 antibody produced in rabbit

**Synonym(s):** Anti-Syntaxin-11

[All Photos](#) (3)

Product No.	Clonality	Application	Species Reactivity	Citations	SDS
<a href="#">HPA007992</a>	polyclonal	IHC	human	1	

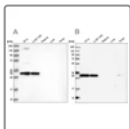


### Anti-STX19 antibody produced in rabbit

**Synonym(s):** Anti-MGC21382, Anti-TCRBV13S5, Anti-TCRBV6S4, Anti-TRBV64, Anti-syntaxin 19

[All Photos](#) (3)

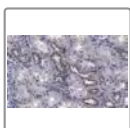
Product No.	Clonality	Application	Species Reactivity	Citations	SDS
<a href="#">HPA030604</a>	polyclonal	IF, IHC	human		



## Anti-STX6 antibody produced in rabbit

[All Photos](#) (3)

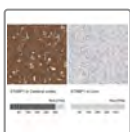
Product No.	Clonality	Application	Species Reactivity	Citations	SDS
<a href="#">HPA038557</a>	polyclonal	IF, IHC	human		



## Anti-STX17 Antibody, clone 1B3 ZooMAb® Rabbit Monoclonal

[All Photos](#) (13)

Product No.	Clonality	Application	Species Reactivity	Citations	SDS
<a href="#">ZRB1611</a>	1B3, recombinant monoclonal	ICC, IHC (p), WB	mouse, human		



## Anti-STXBP1 antibody produced in rabbit

**Synonym(s):** Anti-N-Sec1, Anti-Syntaxin-binding protein 1, Anti-Unc-18 homolog, Anti-Unc-18-1, Anti-Unc-18A, Anti-p67

[All Photos](#) (14)

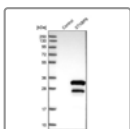
Product No.	Clonality	Application	Species Reactivity	Citations	SDS
<a href="#">HPA023483</a>	polyclonal	IHC	rat, mouse, human	3	
<a href="#">HPA008209</a>	polyclonal	IF, IHC	human	4	



## Anti-STXBP5 antibody produced in rabbit

[All Photos](#) (4)


Product No.	Clonality	Application	Species Reactivity	Citations	SDS
<a href="#">HPA049727</a>	polyclonal	IF, IHC	human		



## Anti-STXBP6 antibody produced in rabbit

**Synonym(s):** Anti-HSPC156, Anti-amisyn, Anti-syntaxin binding protein 6 (amisyn)




## All Photos (3)

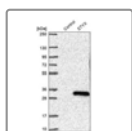
Product No.	Clonality	Application	Species Reactivity	Citations	SDS
<a href="#">HPA003552</a>	polyclonal	IHC	human	1	



### Anti-STXBP1/MUNC18-1 Antibody, clone 2K7 ZooMAb<sup>®</sup> Rabbit Monoclonal

## All Photos (6)


Product No.	Clonality	Application	Species Reactivity	Citations	SDS
<a href="#">ZRB2768</a>	recombinant monoclonal	ICC, IHC, WB, affinity binding assay	rat, human, mouse		  



### Anti-STYX antibody produced in rabbit

**Synonym(s):** Anti-Serine/threonine/tyrosine interacting protein



## All Photos (3)

Product No.	Clonality	Application	Species Reactivity	Citations	SDS
<a href="#">HPA040290</a>	polyclonal	IF, IHC	human		



### Anti-Substance P Antibody, clone 1K3 ZooMAb<sup>®</sup> Rabbit Monoclonal

## All Photos (12)




Product No.	Clonality	Application	Species Reactivity	Citations	SDS
<a href="#">ZRB1506</a>	1K3, recombinant monoclonal	ICC, IHC (p), WB, affinity binding assay	human, mouse, rat		 



### Anti-SUCLA2 antibody produced in rabbit

**Synonym(s):** Anti-Succinate-CoA ligase, ADP-forming,  $\beta$  subunit

## All Photos (21)



Product No.	Clonality	Application	Species Reactivity	Citations	SDS
<a href="#">HPA061528</a>	polyclonal	IF, IHC	human		
<a href="#">HPA039435</a>	polyclonal	IHC	mouse, human		
<a href="#">HPA039536</a>	polyclonal	IF, IHC	human		



### Anti-SUCLG2 antibody produced in rabbit

**Synonym(s):** Anti-succinate-CoA ligase, GDP-forming, beta subunit

## All Photos (13)



Product No.	Clonality	Application	Species Reactivity	Citations	SDS
<a href="#">HPA046705</a>	polyclonal	IF, IHC	human	1	
<a href="#">HPA051998</a>	polyclonal	IHC	human		

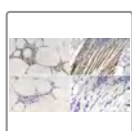


### Anti-SUCLG1 antibody produced in rabbit

**Synonym(s):** Anti-Succinate-CoA ligase,  $\alpha$  subunit

## All Photos (16)




Product No.	Clonality	Application	Species Reactivity	Citations	SDS
<a href="#">HPA036684</a>	polyclonal	IHC	human		
<a href="#">HPA036683</a>	polyclonal	IF, IHC	mouse, human, rat		



### Anti-SUCNR1/GPR91 Antibody, clone 1N21 ZooMAb<sup>®</sup> Rabbit Monoclonal

**Synonym(s):** Anti-CD11a Antibody, clone 2J15 ZooMAb<sup>®</sup> Rabbit Monoclonal

## All Photos (9)

Product No.	Clonality	Application	Species Reactivity	Citations	SDS
<a href="#">ZRB2183</a>	1N21, recombinant monoclonal	ELISA, IF, IHC, WB, affinity binding assay	porcine, human		  




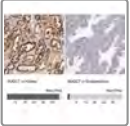
## Anti-SUFU antibody produced in rabbit

**Synonym(s):** Anti-SUFUH antibody produced in rabbit, Anti-Suppressor of fused homolog antibody produced in rabbit

**All**



**Photos** (6)

Product No.	Clonality	Application	Species Reactivity	Citations	SDS
<b>HPA008700</b>	polyclonal	IF, IHC	human	4	




## Anti-SUGCT antibody produced in rabbit

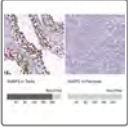
**All Photos** (6)

Product No.	Clonality	Application	Species Reactivity	Citations	SDS
<b>HPA026704</b>	polyclonal	IHC	human		
<b>HPA026698</b>	polyclonal	IHC	human		

## All Photos (8) **Anti-SUGP1 antibody produced in rabbit**

**Synonym(s):** Anti-RNA-binding protein RBP, Anti-SF4, Anti-Splicing factor 4



Product No.	Clonality	Application	Species Reactivity	Citations	SDS
<b>HPA004890</b>	polyclonal	IF, IHC	human, mouse, rat	3	

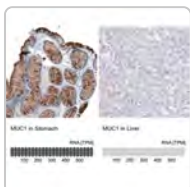


## **Anti-SUGP2 antibody produced in rabbit**

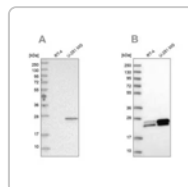
**Synonym(s):** Anti-KIAA0365, Anti-SFRS14, Anti-Kiaa0365, Anti-Sfrs14, Anti-Surp and g patch domain containing 2

## All Photos (17)

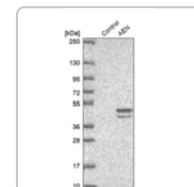
Product No.	Clonality	Application	Species Reactivity	Citations	SDS
<b>HPA061111</b>	polyclonal	IF, IHC	human	1	
<b>HPA041557</b>	polyclonal	IF, IHC	human		



Sigma-Aldrich  
**AMAB91533**  
Monoclonal  
Anti-MUC1...

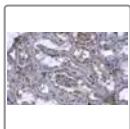


Sigma-Aldrich  
**HPA028118**  
Anti-GUK1



Sigma-Aldrich  
**HPA0485**  
Anti-AEN  
antibody.





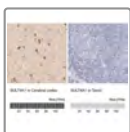


## Anti-Sulfo-1C-A2 ZooMAb<sup>®</sup> Mouse Monoclonal

All

Photos (10)

Product No.	Clonality	Application	Species Reactivity	Citations	SDS
<b>ZMS1096</b>	Sulfo-1C-A2, recombinant monoclonal	ICC, IHC (p), WB	human	 	




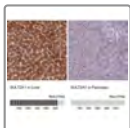
## Anti-SULT4A1 antibody produced in rabbit

**Synonym(s):** Anti-Brain sulfotransferase-like protein antibody produced in rabbit, Anti-NST antibody produced in rabbit, Anti-Nervous system sulfotransferase antibody produced in rabbit, Anti-Sulfotransferase 4A1 antibody produced in rabbit, Anti-hBR-STL antibody produced in rabbit, Anti-hBR-STL-1 antibody produced in rabbit

All

Photos (4)



Product No.	Clonality	Application	Species Reactivity	Citations	SDS
<b>HPA003129</b>	polyclonal	IHC	human	2	



## Anti-SULT2A1 antibody produced in rabbit

**Synonym(s):** Anti-DHEA-ST, Anti-STD

All Photos (11)



Product No.	Clonality	Application	Species Reactivity	Citations	SDS
<b>HPA063633</b>	polyclonal	IHC	human		
<b>HPA041487</b>	polyclonal	IF, IHC	human	2	




## Anti-SULT2B1 antibody produced in rabbit

**Synonym(s):** Anti-HSST2

All Photos (6)

Product No.	Clonality	Application	Species Reactivity	Citations	SDS
<b>HPA076510</b>	polyclonal	IF, IHC, WB	human		
<b>HPA043539</b>	polyclonal	IHC	human		




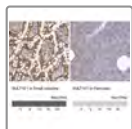
## Anti-SULT1C2 antibody produced in rabbit

**Synonym(s):** Anti-ST1C2, Anti-SULT1C#1, Anti-SULT1C1 antibody produced in rabbit, Anti-Sulfotransferase 1C1, Anti-Sulfotransferase 1C2, Anti-humSULTC2

[All](#)

[Photos \(5\)](#)

Product No.	Clonality	Application	Species Reactivity	Citations	SDS
<a href="#">HPA007190</a>	polyclonal	IHC	human	3	





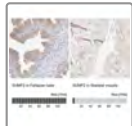
## Anti-SULT1E1 antibody produced in rabbit

**Synonym(s):** Anti-EST, Anti-STE, Anti-sulfotransferase family 1E, estrogen-preferring, member 1

[All](#)

[Photos \(5\)](#)

Product No.	Clonality	Application	Species Reactivity	Citations	SDS
<a href="#">HPA028728</a>	polyclonal	IHC	human	5	
<a href="#">HPA028213</a>	polyclonal	IHC	human		





## Anti-SUMF2 antibody produced in rabbit

**Synonym(s):** Anti-C-alpha-formylglycine-generating enzyme 2, Anti-Sulfatase-modifying factor 2

[All](#)

[Photos \(3\)](#)


Product No.	Clonality	Application	Species Reactivity	Citations	SDS
<a href="#">HPA024040</a>	polyclonal	IHC	human		




## Anti-SUMO-2 antibody produced in rabbit

**Synonym(s):** Anti-SMT3B, Anti-SMT3H2, Anti-Sentrin-2

[All Photos \(3\)](#)



Product No.	Clonality	Application	Species Reactivity	Citations	SDS
<a href="#">S9571</a>	polyclonal	IF, WB	human	5	

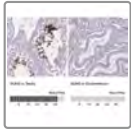


## ANTI-SUN1 antibody produced in rabbit

**Synonym(s):** Anti-Sad1/unc-84 protein-like 1, Anti-UNC84A, Anti-Unc-84 homolog A

## All Photos (17)


Product No.	Clonality	Application	Species Reactivity	Citations	SDS
<a href="#">HPA008461</a>	polyclonal	IF, IHC	human	6	
<a href="#">HPA008346</a>	polyclonal	IF, IHC	human	25	

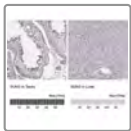


### Anti-SUN5 antibody produced in rabbit

**Synonym(s):** Anti-SPAG4L, Anti-Sad1 and UNC84 domain containing 5, Anti-TSARG4, Anti-dJ726C3.1

## All Photos (3)



Product No.	Clonality	Application	Species Reactivity	Citations	SDS
<a href="#">HPA048529</a>	polyclonal	IHC	human		




### Anti-SUN3 antibody produced in rabbit

**Synonym(s):** Anti-SUNC1, Anti-Sad1/unc-84 domain-containing protein 1

## All Photos (5)


Product No.	Clonality	Application	Species Reactivity	Citations	SDS
<a href="#">HPA076890</a>	polyclonal	IF, IHC	human		
<a href="#">HPA008344</a>	polyclonal	IF, IHC (p), WB	human	2	

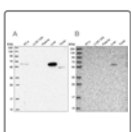


### ANTI-SUN2 antibody produced in rabbit

**Synonym(s):** Anti-Rab5-interacting protein, Anti-Rab5IP, Anti-Sad1/unc-84-like protein 2, Anti-UNC84B


## All Photos (6)

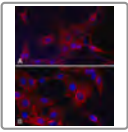
Product No.	Clonality	Application	Species Reactivity	Citations	SDS
<a href="#">HPA001209</a>	polyclonal	IF, IHC	human	22	



### Anti-SUOX antibody produced in rabbit

## All Photos (2)


Product No.	Clonality	Application	Species Reactivity	Citations	SDS
<b>HPA038208</b>	polyclonal	IHC	human		

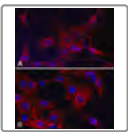


### Anti-Superoxide Dismutase (MnSOD) (DD-17) antibody produced in rabbit

**Synonym(s):** Anti-IPO-B, Anti-Indophenoloxidase B, Anti-MNSOD, Anti-Manganese Dependent SOD, Anti-Manganese Superoxide Dismutase 2, Anti-Mitochondrial SOD, Anti-Mn-SOD, Anti-SOD2, Anti-Superoxide Dismutase 2

All  
Photos (3)


Product No.	Clonality	Application	Species Reactivity	Citations	SDS
<b>S5069</b>	polyclonal	IF, IHC (p), WB	rat, human	12	

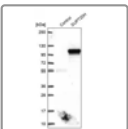


### Anti-Superoxide Dismutase (MnSOD) (KC-19) antibody produced in rabbit

**Synonym(s):** Anti-IPO-B, Anti-Indophenoloxidase B, Anti-MNSOD, Anti-Manganese Dependent SOD, Anti-Manganese Superoxide Dismutase 2, Anti-Mitochondrial SOD, Anti-Mn-SOD, Anti-SOD2, Anti-Superoxide Dismutase 2

All  
Photos (3)


Product No.	Clonality	Application	Species Reactivity	Citations	SDS
<b>S5569</b>	polyclonal	IF, WB	rat, human	15	

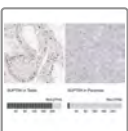


### Anti-SUPT20H antibody produced in rabbit

**Synonym(s):** Anti-BA421P11.4, Anti-C13orf19, Anti-FAM48A, Anti-Family with sequence similarity 48, member A, Anti-P38IP

All  
Photos (6)


Product No.	Clonality	Application	Species Reactivity	Citations	SDS
<b>HPA038906</b>	polyclonal	IF, IHC	human		



### Anti-SUPT5H antibody produced in rabbit

**Synonym(s):** Anti-FAPP1, Anti-FLJ34157, Anti-SPT5, Anti-SPT5H, Anti-suppressor of Ty 5 homolog (*S. cerevisiae*)

All  
Photos (6)

Product No.	Clonality	Application	Species Reactivity	Citations	SDS
<b>HPA029273</b>	polyclonal	IF, IHC	mouse, rat, human	1	



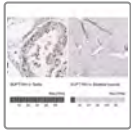
### Anti-SUPT3H antibody produced in rabbit



**Synonym(s):** Anti-SPT3-like protein, Anti-Transcription initiation protein SPT3 homolog

[All Photos](#) (4)

Product No.	Clonality	Application	Species Reactivity	Citations	SDS
<a href="#">HPA024371</a>	polyclonal	IF, IHC	human		

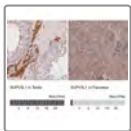


### Anti-SUPT16H antibody produced in rabbit

**Synonym(s):** Anti-CDC68, Anti-FACT, Anti-FACTP140, Anti-FLJ10857, Anti-FLJ14010, Anti-SPT16/CDC68

[All Photos](#) (4)

Product No.	Clonality	Application	Species Reactivity	Citations	SDS
<a href="#">HPA049787</a>	polyclonal	IF, IHC	human		

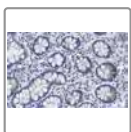


### Anti-SUPV3L1 antibody produced in rabbit

**Synonym(s):** Anti-SUV3, Anti-Suppressor of var1, 3-like 1 (*S. cerevisiae*)

[All Photos](#) (9)

Product No.	Clonality	Application	Species Reactivity	Citations	SDS
<a href="#">HPA038405</a>	polyclonal	IHC	human	1	
<a href="#">HPA038380</a>	polyclonal	IF, IHC	human	1	

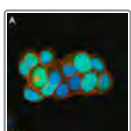


### Anti-SUPV3L1 Antibody, clone 2F5 ZooMAb<sup>®</sup> Rabbit Monoclonal

**Synonym(s):** ATP-dependent RNA helicase SUPV3L1 mitochondrial, EC:3.6.4.13, SUV3-like protein 1, Suppressor of var1 3-like protein 1



[All Photos](#) (14)


Product No.	Clonality	Application	Species Reactivity	Citations	SDS
<a href="#">ZRB1065</a>	2F5, recombinant monoclonal monoclonal	ICC, IHC (p), WB, affinity binding assay	human		



### Anti-Survivin Antibody, clone 1N7 ZooMAb<sup>®</sup> Rabbit Monoclonal

**All  
Photos** (8)


Product No.	Clonality	Application	Species Reactivity	Citations	SDS
<b>ZRB1591</b>	1N7, recombinant monoclonal	ICC, WB, affinity binding assay	human		 



**Anti-SUSD2 antibody produced in rabbit**

**Synonym(s):** Anti-Sushi domain-containing protein 2 precursor

**All Photos** (4)


Product No.	Clonality	Application	Species Reactivity	Citations	SDS
<b>HPA004117</b>	polyclonal	IHC	human	7	



**Anti-SUV39H2 antibody produced in rabbit**

**Synonym(s):** Anti-FLJ23414, Anti-KMT1B



**All Photos** (3)

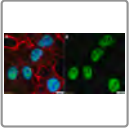
Product No.	Clonality	Application	Species Reactivity	Citations	SDS
<b>HPA057554</b>	polyclonal	IHC	human		



**Anti-SUZ12 Antibody, clone 2E2 ZooMAb<sup>®</sup> Rabbit  
Monoclonal**

**All  
Photos** (10)

Product No.	Clonality	Application	Species Reactivity	Citations	SDS
<b>ZRB1773</b>	2E2, recombinant monoclonal	IHC (p), WB, affinity binding assay	human, mouse, rat		 






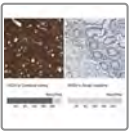
**Anti-SV40 T Antigen Antibody, clone PAb416**  
**ZooMAb<sup>®</sup> Mouse Monoclonal**

**Synonym(s):** Anti-XLF/NHEJ1 clone 1C16 ZooMAb<sup>®</sup> Rabbit Monoclonal

**All**

**Photos** (6)


Product No.	Clonality	Application	Species Reactivity	Citations	SDS
<b>ZMS1119</b>	PAb416, recombinant monoclonal	FACS, ICC, WB	virus	  	




**Anti-SV2A antibody produced in rabbit**

**Synonym(s):** Anti-Synaptic vesicle glycoprotein 2A antibody produced in rabbit

**All Photos** (7)



Product No.	Clonality	Application	Species Reactivity	Citations	SDS
<b>HPA007863</b>	polyclonal	IF, IHC	human	8	



**Anti-SV2A Antibody, clone 1I4 ZooMAb<sup>®</sup> Rabbit Monoclonal**

**All**

**Photos** (15)


Product No.	Clonality	Application	Species Reactivity	Citations	SDS
<b>ZRB1720</b>	1I4, monoclonal recombinant monoclonal	ICC, IHC (p), WB, affinity binding assay	mouse, human, rat		 


All

### Anti-SVEP1 antibody produced in rabbit

Photos (2)

**Synonym(s):** Anti-CCP module-containing protein 22, Anti-Polydom, Anti-SEL-OB, Anti-Selectin-like osteoblast-derived protein, Anti-Serologically defined breast cancer antigen NY-BR-38, Anti-Sushi, von Willebrand factor type A, EGF and pentraxin domain-containing protein 1


Product No.	Clonality	Application	Species Reactivity	Citations	SDS
<b>HPA021520</b>	polyclonal	IHC	human	4	

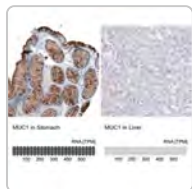


### Anti-SVIL antibody produced in rabbit

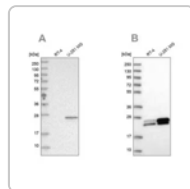
**Synonym(s):** Anti-Archvillin, Anti-Supervillin, Anti-p205/p250

All Photos (5)

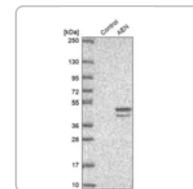
Product No.	Clonality	Application	Species Reactivity	Citations	SDS
<b>HPA020138</b>	polyclonal	IF, IHC	human	4	



Sigma-Aldrich  
**AMAB91533**  
Monoclonal  
Anti-MUC1...

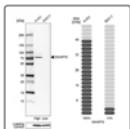


Sigma-Aldrich  
**HPA028118**  
Anti-GUK1



Sigma-Aldrich  
**HPA0485**  
Anti-AEN  
antibody.






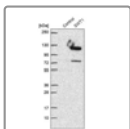
## Anti-SWAP70 antibody produced in rabbit

**Synonym(s):** Anti-AC026250.16 antibody produced in rabbit, Anti-SWAP-70, Anti-Switch-associated protein 70

[All](#)

[Photos](#) (4)


Product No.	Clonality	Application	Species Reactivity	Citations	SDS
<a href="#">HPA006810</a>	polyclonal	IHC	human, rat, mouse	3	

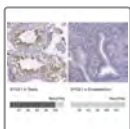


## Anti-SWT1 antibody produced in rabbit

**Synonym(s):** Anti-C1orf26, Anti-Uncharacterized protein C1orf26

[All Photos](#) (3)

Product No.	Clonality	Application	Species Reactivity	Citations	SDS
<a href="#">HPA024214</a>	polyclonal	IF, IHC	human		




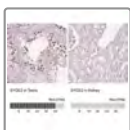
## Anti-SYCE1 antibody produced in rabbit

**Synonym(s):** Anti-Ba108k14.6, Anti-C10orf94, Anti-Ct76, Anti-Synaptonemal complex central element protein 1

[All](#)

[Photos](#) (3)


Product No.	Clonality	Application	Species Reactivity	Citations	SDS
<a href="#">HPA040208</a>	polyclonal	IHC	human	1	

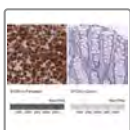


## Anti-SYCE2 antibody produced in rabbit

**Synonym(s):** Anti-Cesc1, Anti-Synaptonemal complex central element protein 2

[All Photos](#) (3)


Product No.	Clonality	Application	Species Reactivity	Citations	SDS
<a href="#">HPA042080</a>	polyclonal	IHC	human		

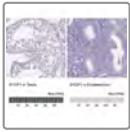


## Anti-SYCN antibody produced in rabbit

**Synonym(s):** Anti-FLJ27441, Anti-INSSA1, Anti-SYL, Anti-syncollin

[All Photos](#) (3)


Product No.	Clonality	Application	Species Reactivity	Citations	SDS
<a href="#">HPA047654</a>	polyclonal	IHC	human		

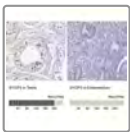


### Anti-SYCP1 antibody produced in rabbit

**Synonym(s):** Anti-CT8, Anti-Cancer/testis antigen 8, Anti-SCP-1, Anti-Synaptonemal complex protein 1



[All Photos](#) (3)


Product No.	Clonality	Application	Species Reactivity	Citations	SDS
<a href="#">HPA021083</a>	polyclonal	IHC	human	4	



### Anti-SYCP3 antibody produced in rabbit

[All Photos](#) (8)


Product No.	Clonality	Application	Species Reactivity	Citations	SDS
<a href="#">HPA043938</a>	polyclonal	IHC	human		
<a href="#">HPA039635</a>	polyclonal	IHC	human	1	

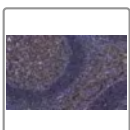


### Anti-SYK antibody produced in rabbit

**Synonym(s):** Anti-Spleen tyrosine kinase antibody produced in rabbit, Anti-Tyrosine-protein kinase SYK antibody produced in rabbit



[All Photos](#) (5)

Product No.	Clonality	Application	Species Reactivity	Citations	SDS
<a href="#">HPA001384</a>	polyclonal	IHC	human	4	

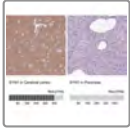


### Anti-Syk Antibody, clone 2G22 ZooMAb<sup>®</sup> Rabbit Monoclonal

[All Photos](#) (9)

Product No.	Clonality	Application	Species Reactivity	Citations	SDS
<a href="#">ZRB1776</a>	2G22, recombinant monoclonal	FACS, IHC (p), WB,	human, mouse, rat		 

Product No.	Clonality	Application	Species Reactivity	Citations	SDS
		affinity binding assay			




### Anti-SYN1 antibody produced in rabbit

**Synonym(s):** Anti-Brain protein 4.1 antibody produced in rabbit, Anti-Synapsin I antibody produced in rabbit, Anti-Synapsin-1 antibody produced in rabbit

[All Photos](#) (4)

Product No.	Clonality	Application	Species Reactivity	Citations	SDS
<b>HPA000397</b>	polyclonal	IHC	human	3	



### Anti-Synapsin II antibody produced in rabbit

**Synonym(s):** Anti-SYN2, Anti-SYNII, Anti-SYNIIa, Anti-SYNIIb, Anti-Synapsin 2

[All Photos](#) (2)

Product No.	Clonality	Application	Species Reactivity	Citations	SDS
<b>S2822</b>	polyclonal	WB	mouse, human, rat	5	




### Anti-Synapsin-1 Antibody, clone 1G5 ZooMAb<sup>®</sup> Rabbit Monoclonal

**Synonym(s):** Brain protein 4.1, Synapsin I

[All Photos](#) (16)

Product No.	Description	SDS
<b>ZRB1119</b>	recombinant, expressed in HEK 293 cells	



### Anti-Synaptophysin Antibody, clone 1G7, ZooMAb<sup>®</sup> Rabbit Monoclonal

**Synonym(s):** Major synaptic vesicle protein p38

[All Photos](#) (16)



Product No.	Clonality	Application	Species Reactivity	Citations	SDS
<b>ZRB1317</b>	1G7, monoclonal recombinant monoclonal	ICC, IHC (p), WB	human, mouse, rat		

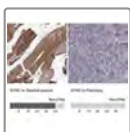


## Anti-Synaptophysin Antibody, clone 2B21, ZooMAb® Rabbit Monoclonal

**Synonym(s):** Major synaptic vesicle protein p38


[All Photos](#) (13)

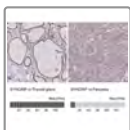
Product No.	Clonality	Application	Species Reactivity	Citations	SDS
<b>ZRB1365</b>	2B21, monoclonal recombinant monoclonal	ICC, IHC (p), WB	rat, human	1	 



## Anti-SYNC antibody produced in rabbit

[All Photos](#) (3)


Product No.	Clonality	Application	Species Reactivity	Citations	SDS
<b>HPA063549</b>	polyclonal	IF, IHC	human		



## Anti-SYNCRIP antibody produced in rabbit

**Synonym(s):** Anti-GRY-RBP, Anti-HNRNPQ, Anti-HNRPQ1, Anti-dJ3J17.2, Anti-hnRNP-Q

[All Photos](#) (5)



Product No.	Clonality	Application	Species Reactivity	Citations	SDS
<b>HPA041275</b>	polyclonal	IF, IHC	human	6	

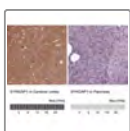


## Anti-SYNE2 antibody produced in rabbit

**Synonym(s):** Anti-DKFZP434H2235, Anti-KIAA1011, Anti-NUA, Anti-NUANCE, Anti-Nesp2, Anti-Nesprin-2, Anti-SYNE-2

[All Photos](#) (11)


Product No.	Clonality	Application	Species Reactivity	Citations	SDS
<b>HPA050204</b>	polyclonal	IF, IHC	human	5	
<b>HPA003435</b>	polyclonal	IHC	human	9	

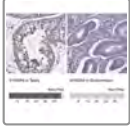


## Anti-SYNGAP1 antibody produced in rabbit

**All**  
**Photos** (5)

**Synonym(s):** Anti-KIAA1938, Anti-RASA5, Anti-SYNGAP, Anti-Synaptic Ras GTPase activating protein 1 homolog (rat)



Product No.	Clonality	Application	Species Reactivity	Citations	SDS
<a href="#">HPA038373</a>	polyclonal	IF, IHC	human	1	

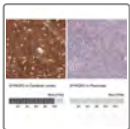


**Anti-SYNGR4 antibody produced in rabbit**

**Synonym(s):** Anti-synaptogyrin 4

**All Photos** (9)


Product No.	Clonality	Application	Species Reactivity	Citations	SDS
<a href="#">HPA059286</a>	polyclonal	IF, IHC, WB	human		
<a href="#">HPA030075</a>	polyclonal	IHC	human		



**Anti-SYNGR3 antibody produced in rabbit**

**Synonym(s):** Anti-synaptogyrin 3

**All Photos** (3)


Product No.	Clonality	Application	Species Reactivity	Citations	SDS
<a href="#">HPA042842</a>	polyclonal	IHC	human		



**Anti-SYNJ1 antibody produced in rabbit**

**Synonym(s):** Anti-Synaptic inositol-1,4,5-trisphosphate 5- phosphatase 1, Anti-Synaptojanin-1

**All Photos** (6)


Product No.	Clonality	Application	Species Reactivity	Citations	SDS
<a href="#">HPA011916</a>	polyclonal	IF, IHC	human	8	




**Anti-SYNM antibody produced in rabbit**

**Synonym(s):** Anti-DMN, Anti-KIAA0353, Anti-SYN

**All Photos** (12)

Product No.	Clonality	Application	Species Reactivity	Citations	SDS
<a href="#">HPA044200</a>	polyclonal	IHC	human	1	


Product No.	Clonality	Application	Species Reactivity	Citations	SDS
<b>HPA040066</b>	polyclonal	IHC	human	1	

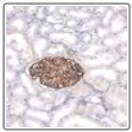


### Anti-Synphilin-1 antibody produced in rabbit

**Synonym(s):** Anti-SNCAIP, Anti-Synuclein- $\alpha$ -interacting protein

[All Photos](#) (2)


Product No.	Clonality	Application	Species Reactivity	Citations	SDS
<b>S5946</b>	polyclonal	WB	human	10	

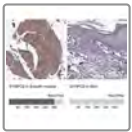


### Anti-SYNPO antibody produced in rabbit

**Synonym(s):** Anti-KIAA1029, Anti-Synaptopodin

[All Photos](#) (6)



Product No.	Clonality	Application	Species Reactivity	Citations	SDS
<b>HPA034631</b>	polyclonal	IF, IHC	human	1	

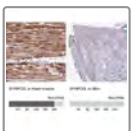


### Anti-SYNPO2 antibody produced in rabbit

**Synonym(s):** Anti-MYOPODIN, Anti-Synaptopodin 2

[All Photos](#) (9)



Product No.	Clonality	Application	Species Reactivity	Citations	SDS
<b>HPA030665</b>	polyclonal	IHC	human	4	
<b>HPA068563</b>	polyclonal	IF, IHC	human		



### Anti-SYNPO2L antibody produced in rabbit

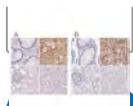
**Synonym(s):** Anti-FLJ12921

[All Photos](#) (8)

Product No.	Clonality	Application	Species Reactivity	Citations	SDS
<b>HPA057142</b>	polyclonal	IF, IHC	human		
<b>HPA055192</b>	polyclonal	IF, IHC	human		





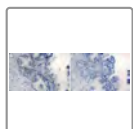
### Anti-SYNPR antibody produced in rabbit



**Synonym(s):** Anti-MGC26651, Anti-SPO, Anti-synaptoporin

**Photos** (14)

Product No.	Clonality	Application	Species Reactivity	Citations	SDS
<b>HPA061671</b>	polyclonal	IHC	human		
<b>HPA051368</b>	polyclonal	IHC, WB	human		






### **Anti-Syntaxin 4 Antibody, clone 1B9 ZooMAb<sup>®</sup> Rabbit Monoclonal**


**Synonym(s):** Anti-Ferritin Heavy Chain Antibody, clone 1J22 ZooMAb<sup>®</sup> Rabbit Monoclonal

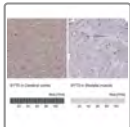
**All**

**Photos** (8)

Product No.	Clonality	Application	Species Reactivity	Citations	SDS
<b>ZRB2398</b>	1B9, recombinant monoclonal	ICC, IHC, WB, affinity binding assay	rat, mouse, human	  	


**All Photos (6) Anti-SYP antibody produced in rabbit**

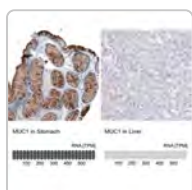
Product No.	Clonality	Application	Species Reactivity	Citations	SDS
<b>HPA002858</b>	polyclonal	IHC	human	3	



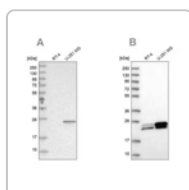
**Anti-SYT5**

**All Photos (3)**

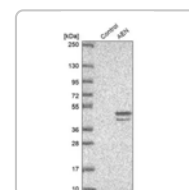
Product No.	Clonality	Application	Species Reactivity	Citations	SDS
<b>HPA078390</b>	polyclonal	IHC	human (2806)		



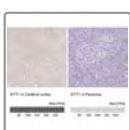
Sigma-Aldrich  
**AMAB91533**  
Monoclonal  
Anti-MUC1...



Sigma-Aldrich  
**HPA028118**  
Anti-GUK1



Sigma-Aldric  
**HPA0485**  
Anti-AEN  
antibody.






**Anti-SYT1 antibody produced in rabbit**

**Synonym(s):** Anti-Synaptotagmin I, Anti-Synaptotagmin-1, Anti-SytI, Anti-p65, Anti-P65, Anti-SVP65, Anti-SYT



## All Photos (16)


Product No.	Clonality	Application	Species Reactivity	Citations	SDS
<a href="#">HPA008394</a>	polyclonal	IHC	human	3	
<a href="#">HPA064788</a>	polyclonal	IHC	human	1	

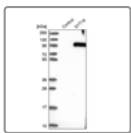


### Anti-SYT7 antibody produced in rabbit

**Synonym(s):** Anti-AP003108.3 antibody produced in rabbit, Anti-Synaptotagmin VII, Anti-Synaptotagmin-7, Anti-SytVII

## All Photos (7)


Product No.	Clonality	Application	Species Reactivity	Citations	SDS
<a href="#">HPA012869</a>	polyclonal	IHC	human	4	

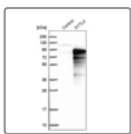


### Anti-SYT16 antibody produced in rabbit

**Synonym(s):** Anti-Chr14Syt antibody produced in rabbit, Anti-Q17RD7-2, Anti-Synaptotagmin 14-like protein antibody produced in rabbit, Anti-Synaptotagmin XIV-related protein antibody produced in rabbit, Anti-Synaptotagmin-16 antibody produced in rabbit

## All Photos (2)


Product No.	Clonality	Application	Species Reactivity	Citations	SDS
<a href="#">HPA004199</a>	polyclonal	IHC	human	2	



### Anti-SYTL4 antibody produced in rabbit

**Synonym(s):** Anti-Synaptotagmin-like 4

## All Photos (3)


Product No.	Clonality	Application	Species Reactivity	Citations	SDS
<a href="#">HPA001475</a>	polyclonal	IF, IHC	human	4	



### Anti-SYTL1 antibody produced in rabbit

**Synonym(s):** Anti-Exophilin-7, Anti-FLJ14996, Anti-JFC1, Anti-SLP1, Anti-Synaptotagmin-like 1



## All Photos (3)


Product No.	Clonality	Application	Species Reactivity	Citations	SDS
<b>HPA037825</b>	polyclonal	IHC	human	6	



### Anti-SYVN1 antibody produced in rabbit

[All Photos](#) (13)


Product No.	Clonality	Application	Species Reactivity	Citations	SDS
<b>HPA024300</b>	polyclonal	IHC	human	3	
<b>HPA005480</b>	polyclonal	IF, IHC	human	9	

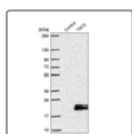


### Anti-SZRD1 antibody produced in rabbit

**Synonym(s):** Anti-C1orf144, Anti-DKFZp566C0424, Anti-UPF0485 protein C1orf144 (Putative MAPK-activating protein PM18/PM20/PM22)

[All Photos](#) (3)


Product No.	Clonality	Application	Species Reactivity	Citations	SDS
<b>HPA024221</b>	polyclonal	IF, IHC	human		



### Anti-TAC3 antibody produced in rabbit

**Synonym(s):** Anti-NKB, Anti-NKNB, Anti-Tachykinin 3, Anti-ZNEUROK1

[All Photos](#) (6)



Product No.	Clonality	Application	Species Reactivity	Citations	SDS
<b>HPA045919</b>	polyclonal	IF, IHC	human	1	



### Anti-TACC3 antibody produced in rabbit

**Synonym(s):** Anti-ERIC-1, Anti-Transforming acidic coiled-coil-containing protein 3

[All Photos](#) (7)

Product No.	Clonality	Application	Species Reactivity	Citations	SDS
<b>HPA005781</b>	polyclonal	IHC	human	6	
<b>HPA022039</b>	polyclonal	IF, IHC, WB	human	5	



## Anti-TACC2 antibody produced in rabbit

**Synonym(s):** Anti-AZU-1, Anti-Transforming, acidic coiled-coil containing protein 2

[All Photos \(7\)](#)

Product No.	Clonality	Application	Species Reactivity	Citations	SDS
<a href="#">HPA031021</a>	polyclonal	IHC, WB	human		
<a href="#">HPA031020</a>	polyclonal	IHC	human		

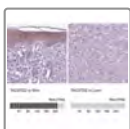


## Anti-TACO1 antibody produced in rabbit

**Synonym(s):** Anti-CCDC44 antibody produced in rabbit, Anti-Coiled-coil domain-containing protein 44

[All Photos \(21\)](#)

Product No.	Clonality	Application	Species Reactivity	Citations	SDS
<a href="#">HPA024294</a>	polyclonal	IHC	human		
<a href="#">HPA021626</a>	polyclonal	IF, IHC	rat, human, mouse		
<a href="#">HPA021643</a>	polyclonal	IF, IHC	human		

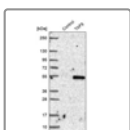


## Anti-TACSTD2 antibody produced in rabbit

**Synonym(s):** Anti-EGP-1, Anti-GA733-1, Anti-M1S1, Anti-TROP2, Anti-Tumor-Associated Calcium Signal Transducer 2

[All Photos \(12\)](#)



Product No.	Clonality	Application	Species Reactivity	Citations	SDS
<a href="#">HPA043104</a>	polyclonal	IHC	human		
<a href="#">HPA055067</a>	polyclonal	IF, IHC, WB	human	3	

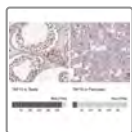


## Anti-TAF8 antibody produced in rabbit

**Synonym(s):** Anti-FLJ32821, Anti-TAF(II)43, Anti-TBN

[All Photos \(9\)](#)



Product No.	Clonality	Application	Species Reactivity	Citations	SDS
<b>HPA031730</b>	polyclonal	IF, IHC	human		
<b>HPA031731</b>	polyclonal	IF, IHC	human		

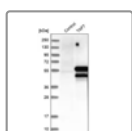


### Anti-TAF15 antibody produced in rabbit

**Synonym(s):** Anti-Npl3, Anti-RBP56, Anti-TAF15 RNA polymerase II, TATA box binding protein (TBP)-associated factor, 68kDa, Anti-TAF2N, Anti-hTAFII68

**All Photos** (6)


Product No.	Clonality	Application	Species Reactivity	Citations	SDS
<b>HPA063647</b>	polyclonal	IF, WB	human		
<b>HPA052059</b>	polyclonal	IF, IHC	human		

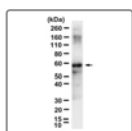


### Anti-TAF7 antibody produced in rabbit

**Synonym(s):** Anti-TAF(II)55 antibody produced in rabbit, Anti-TAFII-55 antibody produced in rabbit, Anti-TAFII55 antibody produced in rabbit, Anti-Transcription initiation factor TFIID 55 kDa subunit antibody produced in rabbit, Anti-Transcription initiation factor TFIID subunit 7 antibody produced in rabbit



**All Photos** (3)

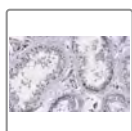
Product No.	Clonality	Application	Species Reactivity	Citations	SDS
<b>HPA006429</b>	polyclonal	IF, IHC	human	3	



### Anti-TAF5L Antibody, clone 1B18 ZooMAb<sup>®</sup> Rabbit Monoclonal



**All Photos** (7)

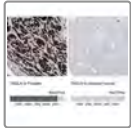
Product No.	Clonality	Application	Species Reactivity	Citations	SDS
<b>ZRB1333</b>	1B18, recombinant monoclonal	ELISA, WB, affinity binding assay	human		 



### Anti-TAF6L Antibody, clone 1M8 ZooMAb<sup>®</sup> Rabbit Monoclonal

**All Photos** (14)


Product No.	Clonality	Application	Species Reactivity	Citations	SDS
<b>ZRB1340</b>	1M8, recombinant monoclonal	ICC, IHC (p), WB, affinity binding assay	human, rat, mouse		 

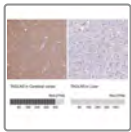


**Anti-TAGLN antibody produced in rabbit**

**Synonym(s):** Anti-22 kDa actin-binding protein, Anti-SM22-alpha, Anti-Smooth muscle protein 22-alpha, Anti-Transgelin, Anti-WS3-10

**All Photos** (7)


Product No.	Clonality	Application	Species Reactivity	Citations	SDS
<b>HPA019467</b>	polyclonal	IF, IHC	human	8	



**Anti-TAGLN3 antibody produced in rabbit**

**Synonym(s):** Anti-NP22, Anti-NP25

**All Photos** (6)



Product No.	Clonality	Application	Species Reactivity	Citations	SDS
<b>HPA062620</b>	polyclonal	IHC	human		



**Anti-TAGLN Antibody, clone 1D10 , ZooMAb<sup>®</sup> Rabbit Monoclonal**

**Synonym(s):** 22 kDa actin-binding protein, Protein WS3-10, SM22-alpha, Smooth muscle protein 22-alpha, Transgelin



**All Photos** (10)

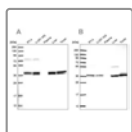
Product No.	Clonality	Application	Species Reactivity	Citations	SDS
<b>ZRB1211</b>	1D10, recombinant monoclonal	ICC, IHC (p), WB	mouse, human		 



**Anti-TAK1 Antibody, clone 1N14 ZooMAb<sup>®</sup> Rabbit Monoclonal**

## All Photos (17)



Product No.	Clonality	Application	Species Reactivity	Citations	SDS
<b>ZRB1706</b>	1N14, recombinant monoclonal	ELISA, FACS, ICC, IHC (p), WB, affinity binding assay	human, mouse	 	



### Anti-TALDO1 antibody produced in rabbit

**Synonym(s):** Anti-Transaldolase 1



## All Photos (6)


Product No.	Clonality	Application	Species Reactivity	Citations	SDS
<b>HPA048089</b>	polyclonal	IF	human	1	
<b>HPA040373</b>	polyclonal	IHC (p), WB	human, rat, mouse	1	



### Anti-Talin-1 Antibody, clone 2F8 ZooMAb<sup>®</sup> Rabbit Monoclonal

## All Photos (24)


Product No.	Clonality	Application	Species Reactivity	Citations	SDS
<b>ZRB1361</b>	2F8, recombinant monoclonal	ICC, IHC (p), WB	monkey, mouse, human	 	

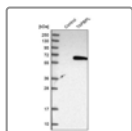


### Anti-TAOK3 antibody produced in rabbit

**Synonym(s):** Anti-CTCL tumor, Anti-Cutaneous T-cell lymphoma tumor antigen HD-CL-09, Anti-Dendritic cell-derived protein kinase, Anti-JNK/SAPK- inhibitory kinase, Anti-Jun kinase-inhibitory kinase, Anti-Serine/threonine-protein kinase TAO3, Anti-Thousand and one amino acid protein 3

## All Photos (3)

Product No.	Clonality	Application	Species Reactivity	Citations	SDS
<b>HPA017160</b>	polyclonal	IHC	human	3	

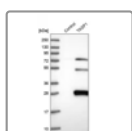


## Anti-TAPBPL antibody produced in rabbit

**Synonym(s):** Anti-FLJ10143, Anti-TAP binding protein-like, Anti-TAPBP-R, Anti-TAPBPR

[All Photos](#) (5)

Product No.	Clonality	Application	Species Reactivity	Citations	SDS
<a href="#">HPA039545</a>	polyclonal	IHC	human		

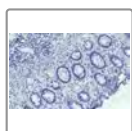


## Anti-TASP1 antibody produced in rabbit

**Synonym(s):** Anti-C20orf13, Anti-FLJ20212, Anti-dJ585114.2, Anti-taspase, threonine aspartase, 1

[All Photos](#) (2)

Product No.	Clonality	Application	Species Reactivity	Citations	SDS
<a href="#">HPA030825</a>	polyclonal	IHC	human		



## Anti-TATA Binding Protein Antibody, clone 5J13, ZooMAb<sup>®</sup> Rabbit Monoclonal

[All Photos](#) (22)

Product No.	Clonality	Application	Species Reactivity	Citations	SDS
<a href="#">ZRB1106</a>	5J13, recombinant monoclonal	ICC, IHC (p), WB	rat, human, mouse		



## Anti-Tau Antibody, clone 3D20 ZooMAb<sup>®</sup> Rabbit Monoclonal



**Synonym(s):** Microtubule-associated protein tau, Neurofibrillary tangle protein, PHF-tau, Paired helical filament-tau

[All Photos](#) (11)

Product No.	Description	SDS
<a href="#">ZRB1092</a>	recombinant, expressed in HEK 293 cells	

**All**  
**Photos** (11)



## Anti-Tau Antibody, clone Tau 12 ZooMAb<sup>®</sup> Mouse Monoclonal

Product No.	Clonality	Application	Species Reactivity	Citations	SDS
<b>ZMS1065</b>	Tau 12, recombinant monoclonal	FACS, ICC, IHC, WB	human	 	

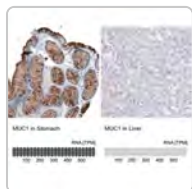


**All**  
**Photos** (10)

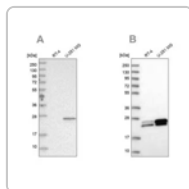
## Anti-Tau Antibody, clone Tau-5 ZooMAb<sup>®</sup> Mouse Monoclonal

Product No.	Clonality	Application	Species Reactivity	Citations	SDS
<b>ZMS1111</b>	Tau-5, recombinant monoclonal	ELISA, IHC, WB, affinity binding assay	human, mouse	 	

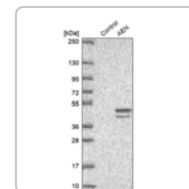




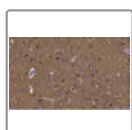
Sigma-Aldrich  
**AMAB91533**  
 Monoclonal  
 Anti-MUC1...



Sigma-Aldrich  
**HPA028118**  
 Anti-GUK1





Sigma-Aldrich  
**HPA0485**  
 Anti-AEN  
 antibody.

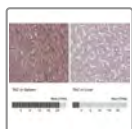


**Anti-Tau-1 Antibody, clone PC1C6 ZooMAb® Mouse Monoclonal**

**Synonym(s):** Microtubule-associated protein tau, Neurofibrillary tangle protein, PHF-tau, Paired helical filament-tau

**All Photos** (13)


Product No.	Clonality	Application	Species Reactivity	Citations	SDS
<b>ZMS3420</b>	PC1C6, recombinant monoclonal monoclonal	ICC, IHC (p), WB	mouse, human, rat	 	



**Anti-TAZ antibody produced in rabbit**

**Synonym(s):** Anti-BTHS, Anti-CMD3A, Anti-EFE, Anti-EFE2, Anti-G4.5, Anti-Tafazzin, Anti-XAP-2



**All Photos** (5)

Product No.	Clonality	Application	Species Reactivity	Citations	SDS
<b>HPA039557</b>	polyclonal	IHC	human	7	




**Anti-TAZ Antibody, clone 1M19 ZooMAb® Rabbit Monoclonal**

**All Photos** (20)

Product No.	Clonality	Application	Species Reactivity	Citations	SDS
<b>ZRB1260</b>	1M19, recombinant monoclonal	ICC, IHC (p), WB, affinity	human, mouse	 	

Product No.	Clonality	Application	Species Reactivity	Citations	SDS
		binding assay			




### Anti-TBCA antibody produced in rabbit

**Synonym(s):** Anti-Tubulin folding cofactor A

[All Photos](#) (3)

Product No.	Clonality	Application	Species Reactivity	Citations	SDS
<b>HPA036487</b>	polyclonal	IF, IHC	human		

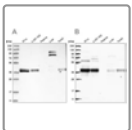


### Anti-TBCB antibody produced in rabbit

**Synonym(s):** Anti-Cg22, Anti-Ckap1, Anti-Ckapi, Anti-Tubulin folding cofactor b

[All Photos](#) (7)

Product No.	Clonality	Application	Species Reactivity	Citations	SDS
<b>HPA041428</b>	polyclonal	IHC	mouse, human, rat	4	
<b>HPA041722</b>	polyclonal	IF, IHC	rat, mouse, human		

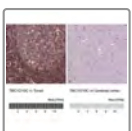


### Anti-TBCC antibody produced in rabbit

**Synonym(s):** Anti-CFC, Anti-DBM, Anti-tubulin folding cofactor C

[All Photos](#) (6)

Product No.	Clonality	Application	Species Reactivity	Citations	SDS
<b>HPA035074</b>	polyclonal	IHC	human		
<b>HPA035073</b>	polyclonal	IF, IHC	human		



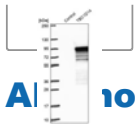
### Anti-TBC1D10C antibody produced in rabbit

[All Photos](#) (4)

Product No.	Clonality	Application	Species Reactivity	Citations	SDS
<b>HPA069743</b>	polyclonal	IF, IHC	human		



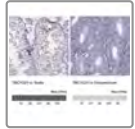
### Anti-TBC1D14 antibody produced in rabbit



**Synonym(s):** Anti-KIAA1322, Anti-TBC1 domain family, member 14

[All Photos](#) (2)

Product No.	Clonality	Application	Species Reactivity	Citations	SDS
<a href="#">HPA036930</a>	polyclonal	IHC	human		

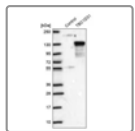


### Anti-TBC1D21 antibody produced in rabbit

**Synonym(s):** Anti-MGC34741, Anti-TBC1 Domain Family, Member 21

[All Photos](#) (4)

Product No.	Clonality	Application	Species Reactivity	Citations	SDS
<a href="#">HPA043319</a>	polyclonal	IHC	human		




### Anti-TBC1D31 antibody produced in rabbit

**Synonym(s):** Anti-WD repeat-containing protein 67, Anti-WDR67

[All Photos](#) (3)

Product No.	Clonality	Application	Species Reactivity	Citations	SDS
<a href="#">HPA023710</a>	polyclonal	IF, IHC	human		



### Anti-TBC1D5 antibody produced in rabbit

**Synonym(s):** Anti-KIAA0210, Anti-TBC1 domain family, member 5

[All Photos](#) (8)

Product No.	Clonality	Application	Species Reactivity	Citations	SDS
<a href="#">HPA035126</a>	polyclonal	IHC	rat, human, mouse		
<a href="#">HPA035125</a>	polyclonal	IF, IHC	human		




### Anti-TBC1D8B antibody produced in rabbit

**Synonym(s):** Anti-FLJ20298, Anti-TBC1 domain family, member 8B (with GRAM domain)

[All Photos](#) (3)

Product No.	Clonality	Application	Species Reactivity	Citations	SDS
<a href="#">HPA027527</a>	polyclonal	IHC	human		

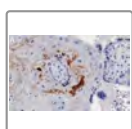


## Anti-TBCE antibody produced in rabbit

**Synonym(s):** Anti-Tubulin-folding cofactor E, Anti-Tubulin-specific chaperone E

[All Photos](#) (4)

Product No.	Clonality	Application	Species Reactivity	Citations	SDS
<a href="#">HPA026552</a>	polyclonal	IHC	human		
<a href="#">HPA026557</a>	polyclonal	IHC	human		



## Anti-TBKBP1 Antibody, clone 3F13 ZooMAb<sup>®</sup> Rabbit Monoclonal

[All Photos](#) (9)

Product No.	Clonality	Application	Species Reactivity	Citations	SDS
<a href="#">ZRB1932</a>	3F13, recombinant monoclonal	IHC, WB, affinity binding assay	human		

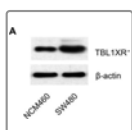


## Anti-TBL3 antibody produced in rabbit

**Synonym(s):** Anti-SAZD, Anti-Transducin (Beta)-Like 3

[All Photos](#) (5)

Product No.	Clonality	Application	Species Reactivity	Citations	SDS
<a href="#">HPA042562</a>	polyclonal	IF, IHC	human		

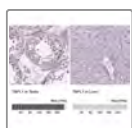


## Anti-TBL1XR1 antibody produced in rabbit

**Synonym(s):** Anti-F-box-like/WD repeat-containing protein TBL1XR1, Anti-Nuclear receptor corepressor/HDAC3 complex subunit TBLR1, Anti-TBL1-related protein 1, Anti-Transducin beta-like 1X-related protein 1


[All Photos](#) (8)

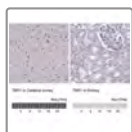
Product No.	Clonality	Application	Species Reactivity	Citations	SDS
<a href="#">HPA019182</a>	polyclonal	IF, IHC	human	4	



## Anti-TBPL1 antibody produced in rabbit



## All Photos (4)

Product No.	Clonality	Application	Species Reactivity	Citations	SDS
<a href="#">HPA071813</a>	polyclonal	IF, IHC	human		



## Anti-TBR1




## All Photos (12)

Product No.	Clonality	Application	Species Reactivity	Citations	SDS
<a href="#">HPA078644</a>	polyclonal	IHC	human		
<a href="#">HPA078657</a>	polyclonal	IHC	human		



## Anti-TBR1 Antibody, clone 1D16 ZooMAb<sup>®</sup> Rabbit Monoclonal

## All Photos (6)



Product No.	Clonality	Application	Species Reactivity	Citations	SDS
<a href="#">ZRB2810</a>	recombinant monoclonal	ICC, IHC, WB, affinity binding assay	human, rat, mouse	  	



## Anti-Tbr2 Antibody, clone 3M12, ZooMAb<sup>®</sup> Rabbit Monoclonal

**Synonym(s):** Eomesodermin homolog, T-box brain protein 2, T-brain-2

## All Photos (14)

Product No.	Clonality	Application	Species Reactivity	Citations	SDS
<a href="#">ZRB1368</a>	3M12, monoclonal recombinant monoclonal	ICC, IHC, WB, affinity binding assay	human, mouse	 	



## Anti-TBRG4 antibody produced in rabbit



**Synonym(s):** Anti-Cell cycle progression protein 2, Anti-Cell cycle progression restoration protein 2, Anti-FAST kinase domain-containing protein 4, Anti-Protein TBRG4, Anti-Transforming growth factor beta regulator 4

**All Photos** (6)

Product No.	Clonality	Application	Species Reactivity	Citations	SDS
<a href="#">HPA020582</a>	polyclonal	IF, IHC	human	4	



### Anti-TBX5 antibody produced in rabbit

**Synonym(s):** Anti-4P11, Anti-HOS, Anti-OTTHUMG00000018096, Anti-QOH-1, Anti-T-box 5, Anti-bA342C24.4

**All Photos** (4)

Product No.	Clonality	Application	Species Reactivity	Citations	SDS
<a href="#">HPA008786</a>	polyclonal	IHC	human	7	

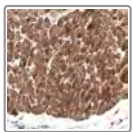


### Anti-TBXAS1 antibody produced in rabbit

**Synonym(s):** Anti-CYP5, Anti-CYP5A1, Anti-THAS, Anti-TS, Anti-TXAS

**All Photos** (16)

Product No.	Clonality	Application	Species Reactivity	Citations	SDS
<a href="#">HPA031257</a>	polyclonal	IHC	human	1	
<a href="#">HPA031258</a>	polyclonal	IHC	human	1	
<a href="#">HPA031259</a>	polyclonal	IHC	human	1	




### Anti-TCAP antibody produced in rabbit

**Synonym(s):** Anti-Telethonin, Anti-Titin cap protein


**All Photos** (4)

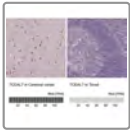
Product No.	Clonality	Application	Species Reactivity	Citations	SDS
<a href="#">HPA026477</a>	polyclonal	IHC	human		



### Anti-TCEAL9 antibody produced in rabbit


**All Photos** (3)


Product No.	Clonality	Application	Species Reactivity	Citations	SDS
<b>HPA011790</b>	polyclonal	IF, IHC	human	2	



### Anti-TCEAL7 antibody produced in rabbit

[All Photos](#) (3)


Product No.	Clonality	Application	Species Reactivity	Citations	SDS
<b>HPA051507</b>	polyclonal	IHC	human		

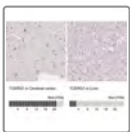


### Anti-TCEANC antibody produced in rabbit

**Synonym(s):** Anti-TFS2-M domain-containing protein 1, Anti-TFSM1, AntiAC079373.17

[All Photos](#) (2)


Product No.	Clonality	Application	Species Reactivity	Citations	SDS
<b>HPA001013</b>	polyclonal	IHC	human		



### Anti-TCERG1 antibody produced in rabbit

**Synonym(s):** Anti-CA150, Anti-TAF2S, Anti-Urn1



[All Photos](#) (3)


Product No.	Clonality	Application	Species Reactivity	Citations	SDS
<b>HPA064854</b>	polyclonal	IHC	human		

**All**  
**Photos** (13)

### Anti-TCF25 antibody produced in rabbit

**Synonym(s):** Anti-KIAA1049, Anti-Nulp1, Anti-Transcription Factor 25 (Basic Helix-Loop-Helix)


Product No.	Clonality	Application	Species Reactivity	Citations	SDS
<a href="#">HPA041699</a>	polyclonal	IHC	human		
<a href="#">HPA041786</a>	polyclonal	IHC	rat, human, mouse		



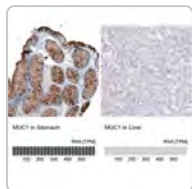
### Anti-TCF3 antibody produced in rabbit

**Synonym(s):** Anti-E2A, Anti-E47, Anti-ITF1, Anti-MGC129647, Anti-MGC129648, Anti-VDIR, Anti-bHLHb21

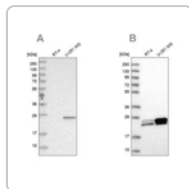
**All**  
**Photos** (5)

Product No.	Clonality	Application	Species Reactivity	Citations	SDS
<a href="#">HPA062476</a>	polyclonal	IHC	human	1	

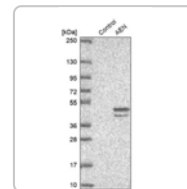




Sigma-Aldrich  
**AMAB91533**  
 Monoclonal  
 Anti-MUC1...



Sigma-Aldrich  
**HPA028118**  
 Anti-GUK1





Sigma-Aldrich  
**HPA0485**  
 Anti-AEN  
 antibody.



**Anti-TCF25 Antibody, clone 1B14 ZooMAb® Rabbit Monoclonal**



**All Photos** (18)

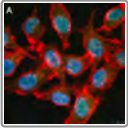
Product No.	Clonality	Application	Species Reactivity	Citations	SDS
<b>ZRB1163</b>	1B14, recombinant monoclonal	ELISA, ICC, IHC, WB, affinity binding assay	mouse, human	 	



**Anti-TCF21 Antibody, clone 2H11 ZooMAb® Rabbit Monoclonal**



**All Photos** (4)

Product No.	Clonality	Application	Species Reactivity	Citations	SDS
<b>ZRB2589</b>	2H11, recombinant monoclonal	FACS, IHC, WB, affinity binding assay	human	 	



## Anti-TCF-4 Antibody, clone 1G4 ZooMAb<sup>®</sup> Rabbit Monoclonal

[All Photos](#) (11)


Product No.	Clonality	Application	Species Reactivity	Citations	SDS
<b>ZRB1248</b>	1G4, recombinant monoclonal	ELISA, ICC, WB	human, rat	 	

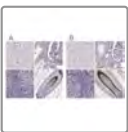


## Anti-TCFL5 antibody produced in rabbit

**Synonym(s):** Anti-CHA, Anti-E2BP-1, Anti-Figlb, Anti-bHLHe82, Anti-transcription factor-like 5 (basic helix-loop-helix)

[All Photos](#) (6)



Product No.	Clonality	Application	Species Reactivity	Citations	SDS
<b>HPA055223</b>	polyclonal	IF, IHC	human	2	



## Anti-TCHHL1 antibody produced in rabbit

**Synonym(s):** Anti-S100a17, Anti-Thhl1, Anti-Trichohyalin-like 1

[All Photos](#) (11)


Product No.	Clonality	Application	Species Reactivity	Citations	SDS
<b>HPA063483</b>	polyclonal	IHC	human		
<b>HPA042579</b>	polyclonal	IF, IHC	human		



## Anti-TCL1A antibody produced in rabbit

**Synonym(s):** Anti-Oncogene TCL1, Anti-Protein p14 TCL1, Anti-T-cell leukemia/lymphoma protein 1A, Anti-TCL-1

[All Photos](#) (6)

Product No.	Clonality	Application	Species Reactivity	Citations	SDS
<b>HPA016604</b>	polyclonal	IHC	human	3	




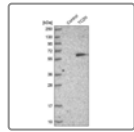
## Anti-TCL1B antibody produced in rabbit

**Synonym(s):** Anti-T-cell leukemia/lymphoma 1B, Anti-TML1



## All Photos (3)


Product No.	Clonality	Application	Species Reactivity	Citations	SDS
<a href="#">HPA053163</a>	polyclonal	IF, IHC	human		



### Anti-TC2N antibody produced in rabbit

**Synonym(s):** Anti-C14orf47, Anti-C2CD1, Anti-CD228, Anti-FLJ36557, Anti-FLJ38863, Anti-MAP97, Anti-MGC4856, Anti-MTAC2D1, Anti-MTF1, Anti-Tac2-N, Anti-tandem C2 domains, nuclear

## All Photos (3)



Product No.	Clonality	Application	Species Reactivity	Citations	SDS
<a href="#">HPA027549</a>	polyclonal	IF, IHC	human		

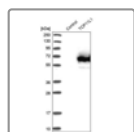


### Anti-TCP1 antibody produced in rabbit

**Synonym(s):** Anti-ACA29, Anti-CCT1, Anti-Ccta, Anti-D6S230E, Anti-SNORA29, Anti-small nucleolar RNA, H/ACA box 29

## All Photos (5)


Product No.	Clonality	Application	Species Reactivity	Citations	SDS
<a href="#">HPA027337</a>	polyclonal	IHC	rat, mouse, human	1	
<a href="#">HPA031082</a>	polyclonal	IHC	human	4	




### Anti-TCP11L1 antibody produced in rabbit

**Synonym(s):** Anti-T-complex protein 11-like protein 1

## All Photos (3)


Product No.	Clonality	Application	Species Reactivity	Citations	SDS
<a href="#">HPA005769</a>	polyclonal	IF, IHC	human		



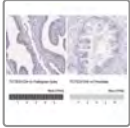
### Anti-TCTEX1D1 antibody produced in rabbit

**Synonym(s):** Anti-FLJ40873, Anti-Tctex1 domain containing 1

## All Photos (2)

Product No.	Clonality	Application	Species Reactivity	Citations	SDS
<a href="#">HPA028420</a>	polyclonal	IHC, WB	human	2	

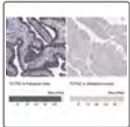
Product No.	Clonality	Application	Species Reactivity	Citations	SDS
-------------	-----------	-------------	--------------------	-----------	-----



### Anti-TCTEX1D4 antibody produced in rabbit

[All Photos](#) (3)

Product No.	Clonality	Application	Species Reactivity	Citations	SDS
<b>HPA062652</b>	polyclonal	IHC	human		



### Anti-TCTN2 antibody produced in rabbit

**Synonym(s):** Anti-C12orf38, Anti-FLJ12975, Anti-TECT2, Anti-Tectonic family member 2

[All Photos](#) (5)

Product No.	Clonality	Application	Species Reactivity	Citations	SDS
<b>HPA039900</b>	polyclonal	IF, IHC	human		

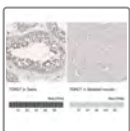


### Anti-TDRD1 antibody produced in rabbit

**Synonym(s):** Anti-CT41.1, Anti-Tudor domain containing 1

[All Photos](#) (3)

Product No.	Clonality	Application	Species Reactivity	Citations	SDS
<b>HPA037729</b>	polyclonal	IHC	human		



### Anti-TDRD7 antibody produced in rabbit

**Synonym(s):** Anti-PCTAIRE2-binding protein, Anti-Trap, Anti-Tudor domain-containing protein 7, Anti-Tudor repeat associator with PCTAIRE 2

[All Photos](#) (5)


Product No.	Clonality	Application	Species Reactivity	Citations	SDS
<b>HPA024529</b>	polyclonal	IHC	human	2	

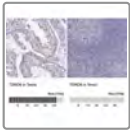


### Anti-TDRD5 antibody produced in rabbit

**Synonym(s):** Anti-FLJ34823, Anti-TUDOR3, Anti-tudor domain containing 5


[All Photos](#) (3)

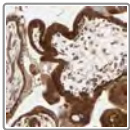
Product No.	Clonality	Application	Species Reactivity	Citations	SDS
<b>HPA029418</b>	polyclonal	IHC	human		



### Anti-TDRD6 antibody produced in rabbit

[All Photos](#) (3)


Product No.	Clonality	Application	Species Reactivity	Citations	SDS
<b>HPA075923</b>	polyclonal	IF, IHC	human		

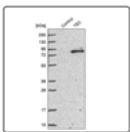


### Anti-TDRP antibody produced in rabbit

**Synonym(s):** Anti-C8orf42, Anti-Protein INM01, Anti-Uncharacterized protein C8orf42

[All Photos](#) (6)


Product No.	Clonality	Application	Species Reactivity	Citations	SDS
<b>HPA008462</b>	polyclonal	IF, IHC, WB	human	2	

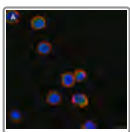


### Anti-TEC antibody produced in rabbit

**Synonym(s):** Anti-Tyrosine-protein kinase Tec

[All Photos](#) (2)



Product No.	Clonality	Application	Species Reactivity	Citations	SDS
<b>HPA005733</b>	polyclonal	IHC	human	5	



### Anti-Tec Antibody, clone 19M23, ZooMAb<sup>®</sup> Rabbit Monoclonal

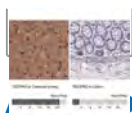
**Synonym(s):** Tyrosine-protein kinase Tec

[All Photos](#) (9)

Product No.	Clonality	Application	Species Reactivity	Citations	SDS
<b>ZRB1344</b>	19M23, monoclonal recombinant monoclonal	ELISA, ICC, WB, affinity binding assay	human		 




### Anti-TECPR2 antibody produced in rabbit



**Synonym(s):** Anti-Uncharacterized protein KIAA0329/KIAA0297 antibody produced in rabbit

[Photos](#) (4)

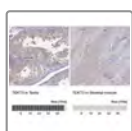
Product No.	Clonality	Application	Species Reactivity	Citations	SDS
<a href="#">HPA000658</a>	polyclonal	IF, IHC	human	4	



### Anti-TECR antibody produced in rabbit

[All Photos](#) (3)

Product No.	Clonality	Application	Species Reactivity	Citations	SDS
<a href="#">HPA056488</a>	polyclonal	IF, IHC	human		

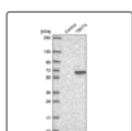


### Anti-TEKT3 antibody produced in rabbit

**Synonym(s):** Anti-FLJ32828, Anti-Tektin 3

[All Photos](#) (8)

Product No.	Clonality	Application	Species Reactivity	Citations	SDS
<a href="#">HPA073565</a>	polyclonal	IF, IHC	human		
<a href="#">HPA044354</a>	polyclonal	IHC	human		

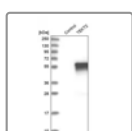


### Anti-TEKT4 antibody produced in rabbit

**Synonym(s):** Anti-MGC27019, Anti-tektin 4

[All Photos](#) (2)

Product No.	Clonality	Application	Species Reactivity	Citations	SDS
<a href="#">HPA048600</a>	polyclonal	IHC	human		



### Anti-TEKT2 antibody produced in rabbit

**Synonym(s):** Anti-TEKTB1, Anti-tektin 2 (testicular)

[All Photos](#) (2)

Product No.	Clonality	Application	Species Reactivity	Citations	SDS
<a href="#">HPA027461</a>	polyclonal	IHC	human		





## Anti-Tensin 1 (C-terminal region) antibody produced in rabbit

**Synonym(s):** Anti-TNS, Anti-TNS1

[All](#)

[Photos](#) (3)


Product No.	Clonality	Application	Species Reactivity	Citations	SDS
<a href="#">SAB4200297</a>	polyclonal	IF, WB	rat, chicken, human	5	




## Anti-Tensin 1 (internal) antibody produced in rabbit

**Synonym(s):** Anti-TNS, Anti-TNS1

[All Photos](#) (2)


Product No.	Clonality	Application	Species Reactivity	Citations	SDS
<a href="#">SAB4200298</a>	polyclonal	WB	human, rat	3	




## Anti-Tensin 1 antibody produced in rabbit

**Synonym(s):** Anti-TNS1

[All Photos](#) (4)

Product No.	Clonality	Application	Species Reactivity	Citations	SDS
<a href="#">SAB4200283</a>	polyclonal	IF, IHC, WB	rat, human, chicken	12	

## All Photos (3) **Anti-TEPP antibody produced in rabbit**



Product No.	Clonality	Application	Species Reactivity	Citations	SDS
<b>HPA062092</b>	polyclonal	IHC	human		

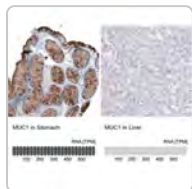


## **Anti-TERF2 antibody produced in rabbit**

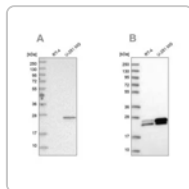
**Synonym(s):** Anti-TTAGGG repeat-binding factor 2 antibody produced in rabbit, Anti-Telomeric DNA-binding protein antibody produced in rabbit, Anti-Telomeric repeat-binding factor 2 antibody produced in rabbit

## All Photos (12)

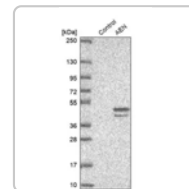
Product No.	Clonality	Application	Species Reactivity	Citations	SDS
<b>HPA002735</b>	polyclonal	IHC	human	1	
<b>HPA001907</b>	polyclonal	IF, IHC	human	5	



Sigma-Aldrich  
**AMAB91533**  
Monoclonal  
Anti-MUC1...

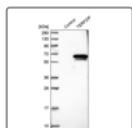


Sigma-Aldrich  
**HPA028118**  
Anti-GUK1



Sigma-Aldric  
**HPA0485**  
Anti-AEN  
antibody.





## Anti-TERF2IP antibody produced in rabbit

**Synonym(s):** Anti-TRF2- interacting telomeric protein Rap1, Anti-Telomeric repeat-binding factor 2-interacting protein 1, Anti-hRap1

[All](#)

[Photos](#) (4)

Product No.	Clonality	Application	Species Reactivity	Citations	SDS
<a href="#">HPA006719</a>	polyclonal	IF, IHC	human	3	

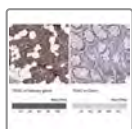


## Anti-TES antibody produced in rabbit

**Synonym(s):** Anti-TESS, Anti-Testin

[All Photos](#) (16)

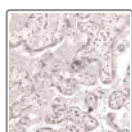
Product No.	Clonality	Application	Species Reactivity	Citations	SDS
<a href="#">HPA018123</a>	polyclonal	IF, IHC	human	3	
<a href="#">HPA015269</a>	polyclonal	IF, IHC	human	4	



## Anti-TESC antibody produced in rabbit

[All Photos](#) (4)

Product No.	Clonality	Application	Species Reactivity	Citations	SDS
<a href="#">HPA053200</a>	polyclonal	IF, IHC	human	3	

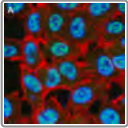


## Anti-TET3 antibody produced in rabbit

**Synonym(s):** Anti-MGC22014, Anti-hCG\_40738, Anti-tet methylcytosine dioxygenase 3



[All Photos](#) (5)

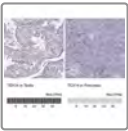
Product No.	Clonality	Application	Species Reactivity	Citations	SDS
<a href="#">HPA050845</a>	polyclonal	IF, IHC	human	6	



## Anti-TET2 Antibody, clone 4L14 ZooMAb<sup>®</sup> Rabbit Monoclonal

[All Photos](#) (14)


Product No.	Clonality	Application	Species Reactivity	Citations	SDS
<a href="#">ZRB1395</a>	4L14, recombinant monoclonal	ICC, WB, affinity binding assay	mouse, human, rat	 	

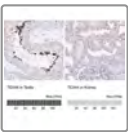


## Anti-TEX14

**Synonym(s):** CT113

[All Photos](#) (3)



Product No.	Clonality	Application	Species Reactivity	Citations	SDS
<a href="#">HPA077020</a>	polyclonal	IHC	human		



## Anti-TEX44 antibody produced in rabbit

**Synonym(s):** C2orf57, MGC35154

[All Photos](#) (12)


Product No.	Clonality	Application	Species Reactivity	Citations	SDS
<a href="#">HPA056433</a>	polyclonal	IHC	human		
<a href="#">HPA049917</a>	polyclonal	IHC	human	1	

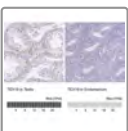


## Anti-TEX37 antibody produced in rabbit

**Synonym(s):** Anti-Chromosome 2 Open Reading Frame 51, Anti-FLJ25369, Anti-TSC21

[All Photos](#) (4)


Product No.	Clonality	Application	Species Reactivity	Citations	SDS
<a href="#">HPA043987</a>	polyclonal	IHC	human		



## Anti-TEX19 antibody produced in rabbit

**Synonym(s):** Anti-FLJ35767, Anti-testis expressed 19

## All Photos (3)


Product No.	Clonality	Application	Species Reactivity	Citations	SDS
<a href="#">HPA054577</a>	polyclonal	IHC	human	2	

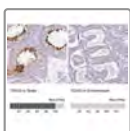


### Anti-TEX264 antibody produced in rabbit

**Synonym(s):** Anti-Putative secreted protein ZSIG11, Anti-Testis-expressed sequence 264 protein precursor

## All Photos (6)


Product No.	Clonality	Application	Species Reactivity	Citations	SDS
<a href="#">HPA017739</a>	polyclonal	IF, IHC	human	2	

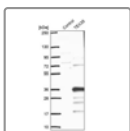


### Anti-TEX33 antibody produced in rabbit

**Synonym(s):** Anti-C22orf33, Anti-MGC35206, Anti-Protein EAN57

## All Photos (6)


Product No.	Clonality	Application	Species Reactivity	Citations	SDS
<a href="#">HPA005998</a>	polyclonal	IHC	human		



### Anti-TEX35 antibody produced in rabbit

**Synonym(s):** Anti-C1orf49, Anti-Chromosome 1 open reading frame 49, Anti-Dkfzp564j047



## All Photos (2)

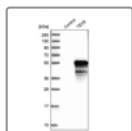
Product No.	Clonality	Application	Species Reactivity	Citations	SDS
<a href="#">HPA039190</a>	polyclonal	IHC, WB	human	1	



### Anti-TEX101 antibody produced in rabbit

## All Photos (17)

Product No.	Clonality	Application	Species Reactivity	Citations	SDS
<a href="#">HPA042513</a>	polyclonal	IHC	human		
<a href="#">HPA041915</a>	polyclonal	IHC	human	8	




## Anti-TEX9 antibody produced in rabbit

**Synonym(s):** Anti-Testis expressed 9

[All Photos](#) (3)

Product No.	Clonality	Application	Species Reactivity	Citations	SDS
<a href="#">HPA039415</a>	polyclonal	IF, IHC	human		



## Anti-TEX15 antibody produced in rabbit

**Synonym(s):** Anti-CT42, Anti-Testis expressed 15

[All Photos](#) (3)

Product No.	Clonality	Application	Species Reactivity	Citations	SDS
<a href="#">HPA036800</a>	polyclonal	IHC	human	1	

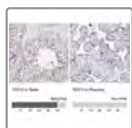


## Anti-TEX30 antibody produced in rabbit

**Synonym(s):** Anti-C13orf27, Anti-testis expressed 30

[All Photos](#) (4)

Product No.	Clonality	Application	Species Reactivity	Citations	SDS
<a href="#">HPA053545</a>	polyclonal	IHC	human		

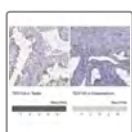


## Anti-TEX12 antibody produced in rabbit

**Synonym(s):** Anti-Testis expressed 12


[All Photos](#) (10)

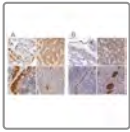
Product No.	Clonality	Application	Species Reactivity	Citations	SDS
<a href="#">HPA038290</a>	polyclonal	IHC	human		
<a href="#">HPA038289</a>	polyclonal	IHC	human		



## Anti-TEX13A

[All Photos](#) (3)



Product No.	Clonality	Application	Species Reactivity	Citations	SDS
<b>HPA072257</b>	polyclonal	IHC	human		




### Anti-TF antibody produced in rabbit

**Synonym(s):** Anti- $\beta$ -1-Metal-binding globulin antibody produced in rabbit, Anti-Serotransferrin precursor antibody produced in rabbit, Anti-Siderophilin antibody produced in rabbit, Anti-Transferrin antibody produced in rabbit

**All Photos** (17)



Product No.	Clonality	Application	Species Reactivity	Citations	SDS
<b>HPA005692</b>	polyclonal	IHC	human	4	
<b>HPA001527</b>	polyclonal	IHC	human	10	



### Anti-TFAM antibody produced in rabbit

**Synonym(s):** Anti-Tcf6, Anti-Tcf6l2, Anti-Transcription factor a, mitochondrial




**All Photos** (10)


Product No.	Clonality	Application	Species Reactivity	Citations	SDS
<b>HPA063684</b>	polyclonal	IF	human	1	
<b>HPA040648</b>	polyclonal	IF, IHC	human	3	



### Anti-TFAM Antibody, clone 1C10 ZooMAb<sup>®</sup> Rabbit Monoclonal

**All Photos** (6)

Product No.	Clonality	Application	Species Reactivity	Citations	SDS
<b>ZRB2759</b>	recombinant monoclonal	ICC, IHC, WB, affinity binding assay	human		  



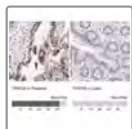
## Anti-TFAP4 antibody produced in rabbit

**Synonym(s):** Anti-Activating enhancer-binding protein 4 antibody produced in rabbit, Anti-Transcription factor AP-4 antibody produced in rabbit

[All](#)

[Photos \(8\)](#)

Product No.	Clonality	Application	Species Reactivity	Citations	SDS
<a href="#">HPA001912</a>	polyclonal	IF, IHC	rat, human	6	



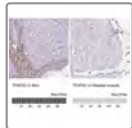
## Anti-TFAP2A antibody produced in rabbit

**Synonym(s):** Anti-AP-2, Anti-AP2TF, Anti-TFAP2, Anti-BLTR, Anti-CMKRL1, Anti-GPR16, Anti-LTB4R1, Anti-P2RY7, Anti-P2Y7, Anti-transcription factor AP-2  $\alpha$  (activating enhancer binding protein 2  $\alpha$ )

[All](#)

[Photos \(11\)](#)

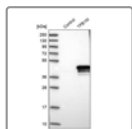
Product No.	Clonality	Application	Species Reactivity	Citations	SDS
<a href="#">HPA056871</a>	polyclonal	IF, IHC, WB	human		
<a href="#">HPA028850</a>	polyclonal	IF, IHC	rat, human	8	



## Anti-TFAP2C antibody produced in rabbit

[All Photos \(4\)](#)

Product No.	Clonality	Application	Species Reactivity	Citations	SDS
<a href="#">HPA055179</a>	polyclonal	IF, IHC	human	1	

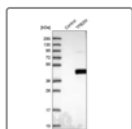


## Anti-TFB1M antibody produced in rabbit

**Synonym(s):** Anti-CGI-75, Anti-mtTFB, Anti-transcription factor B1, mitochondrial

[All Photos \(2\)](#)


Product No.	Clonality	Application	Species Reactivity	Citations	SDS
<a href="#">HPA029428</a>	polyclonal	IHC	human	1	



## Anti-TFB2M antibody produced in rabbit

**Synonym(s):** Anti-FLJ22661, Anti-FLJ23182, Anti-Hkp1, Anti-Transcription factor B2, mitochondrial



**All  
Photos** (2)

Product No.	Clonality	Application	Species Reactivity	Citations	SDS
<b>HPA030265</b>	polyclonal	IHC	human	1	



**Anti-TFE3 Antibody, clone 1G5 ZooMAb<sup>®</sup> Rabbit Monoclonal**

**All  
Photos** (11)


Product No.	Clonality	Application	Species Reactivity	Citations	SDS
<b>ZRB1272</b>	1G5, monoclonal recombinant monoclonal	ICC, IHC (p), WB, affinity binding assay	mouse, rat, human		 



**Anti-TFF2 antibody produced in rabbit**

**Synonym(s):** Anti-SML1

**All Photos** (5)

Product No.	Clonality	Application	Species Reactivity	Citations	SDS
<b>HPA036705</b>	polyclonal	IHC	human	1	


All

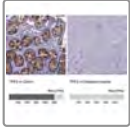
## Anti-TFF1 antibody produced in rabbit

Photos

(5)

**Synonym(s):** Anti-Breast cancer estrogen-inducible protein, Anti-HP1A, Anti-PNR-2, Anti-Trefoil factor 1 precursor, Anti-pS2 protein


Product No.	Clonality	Application	Species Reactivity	Citations	SDS
<a href="#">HPA003425</a>	polyclonal	IHC	human	9	

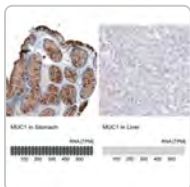


## Anti-TFF3 antibody produced in rabbit

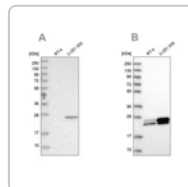
**Synonym(s):** Anti-HITF, Anti-ITF

All Photos (6)

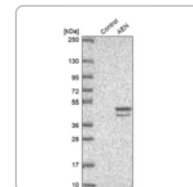
Product No.	Clonality	Application	Species Reactivity	Citations	SDS
<a href="#">HPA035464</a>	polyclonal	IF, IHC	human	2	



Sigma-Aldrich  
**AMAB91533**  
Monoclonal  
Anti-MUC1...

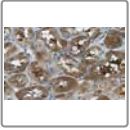


Sigma-Aldrich  
**HPA028118**  
Anti-GUK1





Sigma-Aldrich  
**HPA0485**  
Anti-AEN  
antibody.

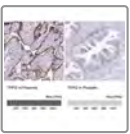




## Anti-TFG Antibody, clone 1F9 ZooMAb® Rabbit Monoclonal

[All Photos](#) (11)


Product No.	Clonality	Application	Species Reactivity	Citations	SDS
<b>ZRB2355</b>	1F9, recombinant monoclonal	ICC, IHC, WB, affinity binding assay	mouse, rat, human	 	

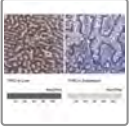


## Anti-TFPI2 antibody produced in rabbit

**Synonym(s):** Anti-PP5, Anti-REF1, Anti-TFPI-2


[All Photos](#) (3)

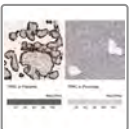
Product No.	Clonality	Application	Species Reactivity	Citations	SDS
<b>HPA049158</b>	polyclonal	IHC	human		



## Anti-TFR2 antibody produced in rabbit


[All Photos](#) (3)

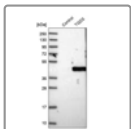
Product No.	Clonality	Application	Species Reactivity	Citations	SDS
<b>HPA073125</b>	polyclonal	IF, IHC	human		



## Anti-TFRC antibody produced in rabbit

[All Photos](#) (8)

Product No.	Clonality	Application	Species Reactivity	Citations	SDS
<b>HPA028598</b>	polyclonal	IF, IHC	human	8	




## Anti-TGDS antibody produced in rabbit

**Synonym(s):** Anti-Sdr2e1, Anti-Tdp-glucose 4,6-dehydratase, Anti-Tdpgd

[All Photos](#) (3)

Product No.	Clonality	Application	Species Reactivity	Citations	SDS
<a href="#">HPA040857</a>	polyclonal	IF, IHC	human		



## Anti-TGF $\beta$ receptor 1 Antibody, clone 4H18 ZooMAb<sup>®</sup> Rabbit Monoclonal

**Synonym(s):** Anti-Cyclin E Antibody, clone 1C7 ZooMAb<sup>®</sup> Rabbit Monoclonal

[All Photos](#) (7)

Product No.	Clonality	Application	Species Reactivity	Citations	SDS
<a href="#">ZRB2469</a>	4H18, recombinant monoclonal	ELISA, ICC, WB, affinity binding assay	human		



## Anti-TGFBI antibody produced in rabbit

**Synonym(s):** Anti-BIGH3, Anti-CDB1, Anti-CDGG1, Anti-CSD1, Anti-transforming growth factor, beta-induced, 68kDa, Anti-Beta ig-h3, Anti-Kerato-epithelin, Anti-RGD-CAP, Anti-RGD-containing collagen-associated protein, Anti-Transforming growth factor-beta-induced protein ig-h3 precursor

[All Photos](#) (15)

Product No.	Clonality	Application	Species Reactivity	Citations	SDS
<a href="#">HPA017019</a>	polyclonal	IHC	human	3	
<a href="#">HPA008612</a>	polyclonal	IHC	human	7	

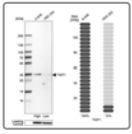


## Anti-TGFBR2 Antibody, clone 1N11 ZooMAb<sup>®</sup> Rabbit Monoclonal

[All Photos](#) (14)

Product No.	Clonality	Application	Species Reactivity	Citations	SDS
<a href="#">ZRB1722</a>	1N11, recombinant monoclonal	ICC, IHC, WB, affinity	human		

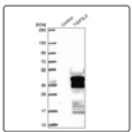
Product No.	Clonality	Application	Species Reactivity	Citations	SDS
		binding assay			



### Anti-TGIF1 antibody produced in rabbit

[All Photos](#) (3)

Product No.	Clonality	Application	Species Reactivity	Citations	SDS
<b>HPA062160</b>	polyclonal	IF	human	1	



### Anti-TGIF2LX antibody produced in rabbit

**Synonym(s):** Anti-TGFB-induced factor homeobox 2-like, X-linked

[All Photos](#) (3)

Product No.	Clonality	Application	Species Reactivity	Citations	SDS
<b>HPA034543</b>	polyclonal	IF, IHC, WB	human		

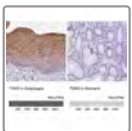


### Anti-TGM2 antibody produced in rabbit

**Synonym(s):** Anti-Protein-glutamine gamma-glutamyltransferase 2, Anti-TG(C, Anti-TGC, Anti-TGase C, Anti-TGase-H, Anti-Tissue transglutaminase, Anti-Transglutaminase-2, Anti-transglutaminase 2 (C polypeptide, protein-glutamine-γ-glutamyltransferase)

[All Photos](#) (16)

Product No.	Clonality	Application	Species Reactivity	Citations	SDS
<b>HPA021019</b>	polyclonal	IHC	human	7	
<b>HPA029518</b>	polyclonal	IF, IHC	human	4	



### Anti-TGM3 antibody produced in rabbit

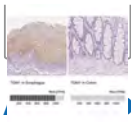
**Synonym(s):** Anti-Protein-glutamine γ-glutamyltransferase E precursor antibody produced in rabbit, Anti-TG(E) antibody produced in rabbit, Anti-TGE antibody produced in rabbit, Anti-TGase E antibody produced in rabbit, Anti-Transglutaminase-3 antibody produced in rabbit

[All Photos](#) (6)

Product No.	Clonality	Application	Species Reactivity	Citations	SDS
<b>HPA004728</b>	polyclonal	IHC	human	3	



### Anti-TGM1 antibody produced in rabbit



**Synonym(s):** Anti-ICR2, Anti-LI, Anti-LI1, Anti-TGASE, Anti-TGK

[Photos](#) (4)

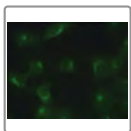
Product No.	Clonality	Application	Species Reactivity	Citations	SDS
<b>HPA040171</b>	polyclonal	IHC	human	1	



### Anti-TGM4 antibody produced in rabbit

[All Photos](#) (3)

Product No.	Clonality	Application	Species Reactivity	Citations	SDS
<b>HPA073290</b>	polyclonal	IF, IHC	human		



### Anti-TGN46 antibody produced in rabbit

**Synonym(s):** Anti-MGC14722, Anti-TGN38 homolog, Anti-TGN48, Anti-TGN51, Anti-TGOLN2, Anti-TTGN2, Anti-Trans-Golgi network integral membrane protein 2 precursor, Anti-Trans-Golgi network protein TGN51, Anti-Trans-golgi network protein 2

[All Photos](#) (4)

Product No.	Clonality	Application	Species Reactivity	Citations	SDS
<b>T7576</b>	polyclonal	IF, IP, WB CL	human	28	



### Anti-TGN46 Antibody, clone 2F13 ZooMAb<sup>®</sup> Rabbit Monoclonal

[All Photos](#) (13)



Product No.	Clonality	Application	Species Reactivity	Citations	SDS
<b>ZRB1234</b>	2F13, recombinant monoclonal	ICC, IHC, affinity binding assay	human		

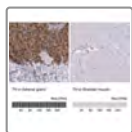


### Anti-TGOLN2 antibody produced in rabbit

**Synonym(s):** Anti-TGN38 homolog, Anti-TGN46, Anti-TGN48, Anti-Trans-Golgi network integral membrane protein 2 precursor, Anti-Trans-Golgi network protein TGN51

[All Photos](#) (17)


Product No.	Clonality	Application	Species Reactivity	Citations	SDS
<a href="#">HPA012609</a>	polyclonal	IF, IHC	human	4	
<a href="#">HPA012723</a>	polyclonal	IF, IHC	human	5	

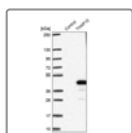


### Anti-TH antibody produced in rabbit

**Synonym(s):** Anti-DYT5b

[All Photos](#) (11)


Product No.	Clonality	Application	Species Reactivity	Citations	SDS
<a href="#">HPA061003</a>	polyclonal	IHC	human, mouse	3	

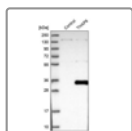


### Anti-THAP10 antibody produced in rabbit

**Synonym(s):** Anti-Thap domain containing 10

[All Photos](#) (3)


Product No.	Clonality	Application	Species Reactivity	Citations	SDS
<a href="#">HPA041416</a>	polyclonal	IF, IHC	human		



### Anti-THAP6 antibody produced in rabbit

**Synonym(s):** Anti-MGC30052, Anti-THAP domain containing 6

[All Photos](#) (3)


Product No.	Clonality	Application	Species Reactivity	Citations	SDS
<a href="#">HPA035767</a>	polyclonal	IF, IHC	human	1	



### Anti-THBD antibody produced in rabbit

**Synonym(s):** Anti-CD141 antigen antibody produced in rabbit, Anti-Fetomodulin antibody produced in rabbit, Anti-TM antibody produced in rabbit, Anti-Thrombomodulin precursor antibody produced in rabbit

[All Photos](#) (6)


Product No.	Clonality	Application	Species Reactivity	Citations	SDS
<a href="#">HPA002982</a>	polyclonal	IF, IHC	human	1	

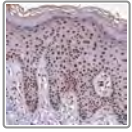


### Anti-THOC3 antibody produced in rabbit

**Synonym(s):** Anti-MGC5469, Anti-TEX1, Anti-THO Complex 3

## Antibodies (4)


Product No.	Clonality	Application	Species Reactivity	Citations	SDS
<a href="#">HPA044009</a>	polyclonal	IHC	human, rat, mouse	2	



### Anti-THOC2 antibody produced in rabbit

**Synonym(s):** Anti-CXorf3, Anti-THO complex 2, Anti-THO2, Anti-dJ506G2.1

#### All Photos (6)



Product No.	Clonality	Application	Species Reactivity	Citations	SDS
<a href="#">HPA047921</a>	polyclonal	IF, IHC	human	5	



### Anti-THOC1 antibody produced in rabbit

**Synonym(s):** Anti-Nuclear matrix protein p84, Anti-THO complex subunit 1, Anti-Tho1

#### All Photos (21)


Product No.	Clonality	Application	Species Reactivity	Citations	SDS
<a href="#">HPA019096</a>	polyclonal	IF, IHC	human	8	
<a href="#">HPA019687</a>	polyclonal	IF, IHC	rat, mouse, human	2	

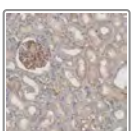


### Anti-THSD1 antibody produced in rabbit

**Synonym(s):** Anti-Thrombospondin type-1 domain-containing protein 1 precursor, Anti-Transmembrane molecule with thrombospondin module

#### All Photos (3)


Product No.	Clonality	Application	Species Reactivity	Citations	SDS
<a href="#">HPA012611</a>	polyclonal	IF, IHC	human	1	




### Anti-THSD7A antibody produced in rabbit

**Synonym(s):** Anti-Thrombospondin type-1 domain-containing protein 7A precursor antibody produced in rabbit

#### All Photos (4)


Product No.	Clonality	Application	Species Reactivity	Citations	SDS
<a href="#">HPA000923</a>	polyclonal	IHC	human	8	




## Anti-THUMPD1 antibody produced in rabbit

**Synonym(s):** Anti-FLJ20274, Anti-THUMP domain containing 1



[All Photos](#) (3)

Product No.	Clonality	Application	Species Reactivity	Citations	SDS
<a href="#">HPA027851</a>	polyclonal	IF, IHC	human		





## Anti-Thy-1(CD90) Antibody, clone 117 ZooMAb<sup>®</sup> Rabbit Monoclonal

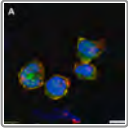
[All Photos](#) (12)

Product No.	Clonality	Application	Species Reactivity	Citations	SDS
<a href="#">ZRB1285</a>	117, recombinant monoclonal	FACS, ICC, IHC (p), WB, affinity binding assay	human		 

**All**  
**Photos** (14)



## Anti-Tie-2 Antibody, clone 1C5 ZooMAb<sup>®</sup> Rabbit Monoclonal

Product No.	Clonality	Application	Species Reactivity	Citations	SDS
<b>ZRB1645</b>	1C5, recombinant monoclonal	ICC, WB, affinity binding assay	human, mouse	 	

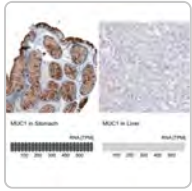


**All**  
**Photos** (8)

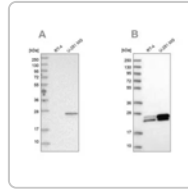
## Anti-TIFAB Antibody, clone 1B15 ZooMAb<sup>®</sup> Rabbit Monoclonal

Product No.	Clonality	Application	Species Reactivity	Citations	SDS
<b>ZRB2246</b>	1B15, recombinant monoclonal	ICC, WB, affinity binding assay	human	 	

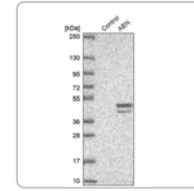




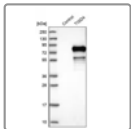
Sigma-Aldrich  
**AMAB91533**  
 Monoclonal  
 Anti-MUC1...



Sigma-Aldrich  
**HPA028118**  
 Anti-GUK1



Sigma-Aldrich  
**HPA0485**  
 Anti-AEN  
 antibody.

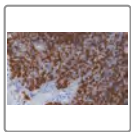


### Anti-TIGD4 antibody produced in rabbit

**Synonym(s):** Anti-Tigger transposable element derived 4

[All Photos](#) (3)

Product No.	Clonality	Application	Species Reactivity	Citations	SDS
<b>HPA035649</b>	polyclonal	IF, IHC	human		




### Anti-TIGIT Antibody, clone 1D20 ZooMAb<sup>®</sup> Rabbit Monoclonal

**Synonym(s):** T-cell immunoreceptor with Ig and ITIM domains, V-set and immunoglobulin domain-containing protein 9, V-set and transmembrane domain-containing protein

[All Photos](#) (15)

Product No.	Clonality	Application	Species Reactivity	Citations	SDS
<b>ZRB1454</b>	1D20, monoclonal recombinant monoclonal	FACS, ICC, IHC (p), WB, affinity binding assay	human, mouse, rat		

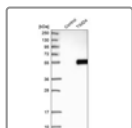


### Anti-TIM-3 Antibody, clone RMT3-23 ZooMAb<sup>®</sup> Rat Monoclonal

**Synonym(s):** Anti-DRP1 Antibody, clone 1E8 ZooMAb<sup>®</sup> Rabbit Monoclonal

[All Photos](#) (6)

Product No.	Clonality	Application	Species Reactivity	Citations	SDS
<b>ZRT1374</b>	RMT3-23, recombinant monoclonal	FACS, ICC, WB	human, rat		



## Anti-TIMD4 antibody produced in rabbit

**Synonym(s):** Anti-T-cell immunoglobulin and mucin domain-containing protein 4 precursor, Anti-T-cell membrane protein 4, Anti-TIM-4, Anti-TIMD-4

[All Photos](#) (2)

Product No.	Clonality	Application	Species Reactivity	Citations	SDS
<a href="#">HPA015625</a>	polyclonal	IHC	human	6	

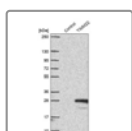


## Anti-TIMELESS antibody produced in rabbit

**Synonym(s):** Anti-TIM, Anti-TIM1, Anti-hTIM

[All Photos](#) (5)

Product No.	Clonality	Application	Species Reactivity	Citations	SDS
<a href="#">HPA060655</a>	polyclonal	IF, IHC	human		




## Anti-TIMM22 antibody produced in rabbit

**Synonym(s):** Anti-TEX4, Anti-Translocase Of Inner Mitochondrial Membrane 22 Homolog (Yeast)

[All Photos](#) (2)

Product No.	Clonality	Application	Species Reactivity	Citations	SDS
<a href="#">HPA045138</a>	polyclonal	IHC	human		




## Anti-TIMM44 antibody produced in rabbit

**Synonym(s):** Anti-Tim44, Anti-Translocase of inner mitochondrial membrane 44 homolog (yeast)


[All Photos](#) (9)

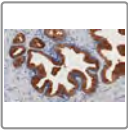
Product No.	Clonality	Application	Species Reactivity	Citations	SDS
<a href="#">HPA043052</a>	polyclonal	IF, IHC	human, rat, mouse	4	



## Anti-TIMP2 antibody, Mouse monoclonal



[All Photos](#) (5)

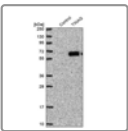
Product No.	Clonality	Application	Species Reactivity	Citations	SDS
<b>SAB4200814</b>	TM8, monoclonal	IF	human	6	



### **Anti-TIMP-1 Antibody, clone 1H19 ZooMAb® Rabbit Monoclonal**

**All Photos** (8)


Product No.	Clonality	Application	Species Reactivity	Citations	SDS
<b>ZRB1944</b>	1H19, recombinant monoclonal	IHC, WB, affinity binding assay	human		 

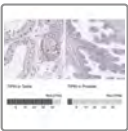


### **Anti-TINAG antibody produced in rabbit**

**Synonym(s):** Anti-tubulointerstitial nephritis antigen

**All Photos** (2)



Product No.	Clonality	Application	Species Reactivity	Citations	SDS
<b>HPA035427</b>	polyclonal	IHC	human		



### **Anti-TIPIN antibody produced in rabbit**

**Synonym(s):** Anti-Flj20516, Anti-Timeless interacting protein, Anti-FLJ20516



**All Photos** (8)

Product No.	Clonality	Application	Species Reactivity	Citations	SDS
<b>HPA039704</b>	polyclonal	IHC	human	2	
<b>HPA058799</b>	polyclonal	IF, IHC	human		

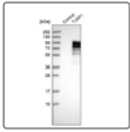


### **Anti-Tissue Factor Antibody, clone 2L10 ZooMAb® Rabbit Monoclonal**

**All Photos** (11)

Product No.	Clonality	Application	Species Reactivity	Citations	SDS
<b>ZRB1811</b>	2L10, recombinant monoclonal	ICC, IHC (p), WB,	human		 

Product No.	Clonality	Application	Species Reactivity	Citations	SDS
		affinity binding assay			




### Anti-TJAP1 antibody produced in rabbit

**Synonym(s):** Anti-PILT, Anti-TJP4

[All Photos](#) (3)

Product No.	Clonality	Application	Species Reactivity	Citations	SDS
<b>HPA030165</b>	polyclonal	IF, IHC	human	3	



### Anti-TJP2 antibody produced in rabbit

**Synonym(s):** Anti-Tight junction protein 2 antibody produced in rabbit, Anti-Tight junction protein ZO-2 antibody produced in rabbit, Anti-Zona occludens 2 protein antibody produced in rabbit, Anti-Zonula occludens 2 protein antibody produced in rabbit

[All Photos](#) (6)

Product No.	Clonality	Application	Species Reactivity	Citations	SDS
<b>HPA001813</b>	polyclonal	IF, IHC	human	6	



### Anti-TJP1 antibody produced in rabbit

**Synonym(s):** Anti-Tight junction protein 1 antibody produced in rabbit, Anti-Tight junction protein ZO-1 antibody produced in rabbit, Anti-Zona occludens 1 protein antibody produced in rabbit, Anti-Zonula occludens 1 protein antibody produced in rabbit

[All Photos](#) (12)

Product No.	Clonality	Application	Species Reactivity	Citations	SDS
<b>HPA001637</b>	polyclonal	IF, IHC	human	11	
<b>HPA001636</b>	polyclonal	IF, IHC, WB	human	20	



### Anti-TJP3 antibody produced in rabbit

**Synonym(s):** Anti-ZO-3

[All Photos](#) (6)

Product No.	Clonality	Application	Species Reactivity	Citations	SDS
<b>HPA053337</b>	polyclonal	IF, IHC	human	1	



### Anti-TKFC antibody produced in rabbit



**Synonym(s):** Anti-DAK, Anti-DKFZP586B1621, Anti-NET45

[Photos](#) (15)

Product No.	Clonality	Application	Species Reactivity	Citations	SDS
<a href="#">HPA048186</a>	polyclonal	IHC	human		
<a href="#">HPA039486</a>	polyclonal	IF, IHC	human		

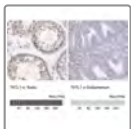


### Anti-TKT antibody produced in rabbit

**Synonym(s):** Anti-transketolase

[All Photos](#) (23)

Product No.	Clonality	Application	Species Reactivity	Citations	SDS
<a href="#">HPA029480</a>	polyclonal	IF, IHC	rat, mouse, human	2	
<a href="#">HPA029481</a>	polyclonal	IF, IHC	human, mouse, rat	5	

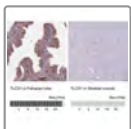


### Anti-TKTL1 antibody produced in rabbit

**Synonym(s):** Anti-TK 2, Anti-Transketolase 2, Anti-Transketolase-like protein 1, Anti-Transketolase-related protein

[All Photos](#) (6)

Product No.	Clonality	Application	Species Reactivity	Citations	SDS
<a href="#">HPA000505</a>	polyclonal	IHC	human	1	

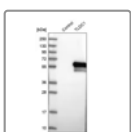


### Anti-TLCD1 antibody produced in rabbit

**Synonym(s):** Anti-Tlc domain containing 1

[All Photos](#) (7)


Product No.	Clonality	Application	Species Reactivity	Citations	SDS
<a href="#">HPA042366</a>	polyclonal	IHC	human	1	



### Anti-TLDC1 antibody produced in rabbit

**Synonym(s):** Anti-KIAA1609, Anti-Kiaa1609

[All Photos](#) (3)


Product No.	Clonality	Application	Species Reactivity	Citations	SDS
<b>HPA041020</b>	polyclonal	IF, IHC	human		

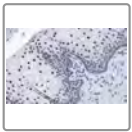


### Anti-TLE3 antibody produced in rabbit

**Synonym(s):** Anti-ESG, Anti-ESG3, Anti-GRG3, Anti-HsT18976, Anti-KIAA1547

[All Photos](#) (6)



Product No.	Clonality	Application	Species Reactivity	Citations	SDS
<b>HPA054116</b>	polyclonal	IF, IHC	human	5	

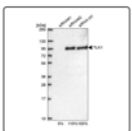


### Anti-TLE3 Antibody, clone 1D15 ZOOMAb<sup>®</sup> Rabbit Monoclonal

**Synonym(s):** ESG3, Enhancer of split Groucho-like protein 3, Transducin-like enhancer protein 3

[All Photos](#) (19)


Product No.	Clonality	Application	Species Reactivity	Citations	SDS
<b>ZRB1567</b>	1D15, monoclonal recombinant monoclonal	ICC, IHC (p), WB	mouse, human		 

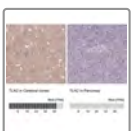


### Anti-TLK1 antibody produced in rabbit

**Synonym(s):** Anti-PKU-beta, Anti-Serine/threonine-protein kinase tousled-like 1, Anti-Tousled-like kinase 1

[All Photos](#) (4)



Product No.	Clonality	Application	Species Reactivity	Citations	SDS
<b>HPA016043</b>	polyclonal	IF, IHC	human	2	

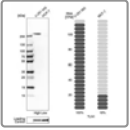


### Anti-TLN2

**Synonym(s):** ILWEQ, KIAA0320

[All Photos](#) (6)


Product No.	Clonality	Application	Species Reactivity	Citations	SDS
<b>HPA051828</b>	polyclonal	IHC	human		
<b>HPA054787</b>	polyclonal	IHC	human		

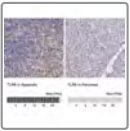


## Anti-TLN1 antibody produced in rabbit

**Synonym(s):** Anti-Talin-1

[All Photos](#) (6)


Product No.	Clonality	Application	Species Reactivity	Citations	SDS
<a href="#">HPA004748</a>	polyclonal	IF, IHC	human	6	

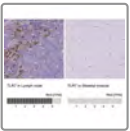


## Anti-TLR8 antibody produced in rabbit

**Synonym(s):** Anti-CD288 antigen antibody produced in rabbit, Anti-Toll-like receptor 8 precursor antibody produced in rabbit


[All Photos](#) (3)

Product No.	Clonality	Application	Species Reactivity	Citations	SDS
<a href="#">HPA001608</a>	polyclonal	IHC	human	2	





## Anti-TLR7 antibody produced in rabbit

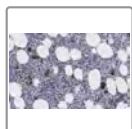
[All Photos](#) (5)

Product No.	Clonality	Application	Species Reactivity	Citations	SDS
<a href="#">HPA059613</a>	polyclonal	IHC	human	1	

**All  
Photos** (7)



## Anti-TLR2 Antibody, clone 1J19 ZooMAb<sup>®</sup> Rabbit Monoclonal

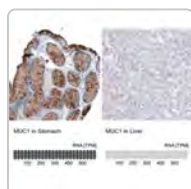
Product No.	Clonality	Application	Species Reactivity	Citations	SDS
<b>ZRB2232</b>	1J19, recombinant monoclonal	ICC, IHC, WB, affinity binding assay	human	 	



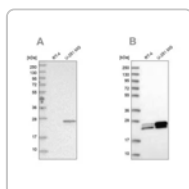
## Anti-TLR4 Antibody, clone 2N20 ZooMAb<sup>®</sup> Rabbit Monoclonal

**All  
Photos** (14)

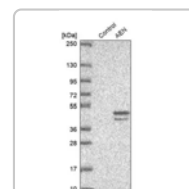
Product No.	Clonality	Application	Species Reactivity	Citations	SDS
<b>ZRB1575</b>	2N20, recombinant monoclonal	FACS, ICC, IHC (p), affinity binding assay	human	 	



Sigma-Aldrich  
**AMAB91533**  
Monoclonal  
Anti-MUC1...

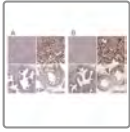


Sigma-Aldrich  
**HPA028118**  
Anti-GUK1



Sigma-Aldric  
**HPA0485**  
Anti-AEN  
antibody.



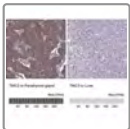
[View Price and Availability](#)[View Price and Availability](#)[View Price and Availability](#)

### Anti-TMC5 antibody produced in rabbit

**Synonym(s):** Anti-Flj13593, Anti-Transmembrane channel-like 5

[All Photos](#) (10)

Product No.	Clonality	Application	Species Reactivity	Citations	SDS
<a href="#">HPA040810</a>	polyclonal	IHC	human	1	
<a href="#">HPA042037</a>	polyclonal	IHC	human	1	

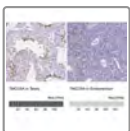


### Anti-TMC3 antibody produced in rabbit

**Synonym(s):** Anti-Transmembrane channel-like 3

[All Photos](#) (6)

Product No.	Clonality	Application	Species Reactivity	Citations	SDS
<a href="#">HPA040510</a>	polyclonal	IF, IHC	human		

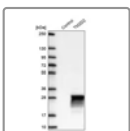


### Anti-TMCO5A antibody produced in rabbit

**Synonym(s):** Anti-MGC35118, Anti-TMCO5

[All Photos](#) (3)

Product No.	Clonality	Application	Species Reactivity	Citations	SDS
<a href="#">HPA056530</a>	polyclonal	IHC	human	1	



### Anti-TM2D2 antibody produced in rabbit

**Synonym(s):** Anti-BLP1, Anti-TM2 domain containing 2

[All Photos](#) (2)

Product No.	Clonality	Application	Species Reactivity	Citations	SDS
<a href="#">HPA050547</a>	polyclonal	IHC, WB	human		



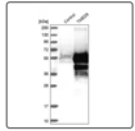
### Anti-TMED6 antibody produced in rabbit



**Synonym(s):** Anti-Transmembrane emp24 domain-containing protein 6 precursor

[All Photos](#) (5)

Product No.	Clonality	Application	Species Reactivity	Citations	SDS
<a href="#">HPA012532</a>	polyclonal	IHC	human	1	

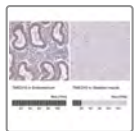


### Anti-TMED8 antibody produced in rabbit

**Synonym(s):** Anti-Protein TMED8 antibody produced in rabbit

[All Photos](#) (2)

Product No.	Clonality	Application	Species Reactivity	Citations	SDS
<a href="#">HPA001205</a>	polyclonal	IHC	human		

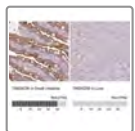


### Anti-TMED10 antibody produced in rabbit

**Synonym(s):** Anti-P24(DELTA), Anti-TMP21

[All Photos](#) (15)

Product No.	Clonality	Application	Species Reactivity	Citations	SDS
<a href="#">HPA047139</a>	polyclonal	IF, IHC	human	1	
<a href="#">HPA050539</a>	polyclonal	IHC	human		

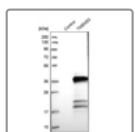


### Anti-TMEM236

**Synonym(s):** FAM23A, FAM23B, bA162I21.2, bA16O1.2

[All Photos](#) (3)

Product No.	Clonality	Application	Species Reactivity	Citations	SDS
<a href="#">HPA045096</a>	polyclonal	IHC	human		




### Anti-TMEM53 antibody produced in rabbit

**Synonym(s):** Anti-Transmembrane protein 53

[All Photos](#) (3)

Product No.	Clonality	Application	Species Reactivity	Citations	SDS
<a href="#">HPA021134</a>	polyclonal	IF, IHC	human	2	



## Anti-TMEM74 antibody produced in rabbit

**Synonym(s):** Anti-Transmembrane protein 74

[All Photos](#) (2)


Product No.	Clonality	Application	Species Reactivity	Citations	SDS
<a href="#">HPA015672</a>	polyclonal	IHC	human	1	



## Anti-TMEM43 antibody produced in rabbit

[All Photos](#) (3)

Product No.	Clonality	Application	Species Reactivity	Citations	SDS
<a href="#">HPA019198</a>	polyclonal	IHC	human	5	

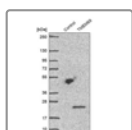


## Anti-TMEM204 antibody produced in rabbit

**Synonym(s):** Anti-Claudin-like protein 24, Anti-Transmembrane protein 204

[All Photos](#) (2)

Product No.	Clonality	Application	Species Reactivity	Citations	SDS
<a href="#">HPA014028</a>	polyclonal	IHC	human	1	

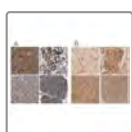


## Anti-TMEM69 antibody produced in rabbit

**Synonym(s):** Anti-C1orf154, Anti-FLJ21029, Anti-transmembrane protein 69

[All Photos](#) (3)

Product No.	Clonality	Application	Species Reactivity	Citations	SDS
<a href="#">HPA026993</a>	polyclonal	IF, IHC	human		





## Anti-TMEM192 antibody produced in rabbit

**Synonym(s):** Anti-Transmembrane protein 192

[All Photos](#) (11)

Product No.	Clonality	Application	Species Reactivity	Citations	SDS
<a href="#">HPA024110</a>	polyclonal	IHC	human		


Product No.	Clonality	Application	Species Reactivity	Citations	SDS
<b>HPA014717</b>	polyclonal	IF, IHC	human	2	

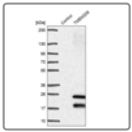


### Anti-TMEM243 antibody produced in rabbit

**Synonym(s):** Anti-C7orf23, Anti-Transmembrane protein C7orf23

[All Photos](#) (2)


Product No.	Clonality	Application	Species Reactivity	Citations	SDS
<b>HPA014918</b>	polyclonal	IHC	human	2	

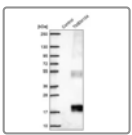


### Anti-TMEM208 antibody produced in rabbit

**Synonym(s):** Anti-HSPC171, Anti-Transmembrane Protein 208

[All Photos](#) (2)


Product No.	Clonality	Application	Species Reactivity	Citations	SDS
<b>HPA041949</b>	polyclonal	IHC, WB	human		

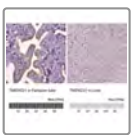


### Anti-TMEM104 antibody produced in rabbit

**Synonym(s):** Anti-FLJ00021, Anti-FLJ20255, Anti-Transmembrane Protein 104


[All Photos](#) (3)

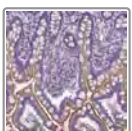
Product No.	Clonality	Application	Species Reactivity	Citations	SDS
<b>HPA044330</b>	polyclonal	IF, IHC	human		



### Anti-TMEM231 antibody produced in rabbit

[All Photos](#) (7)


Product No.	Clonality	Application	Species Reactivity	Citations	SDS
<b>HPA042081</b>	polyclonal	IF, IHC	human	3	

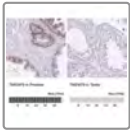


### Anti-TMEM171 antibody produced in rabbit

**Synonym(s):** Anti-Prp2, Anti-Transmembrane protein 171


[All Photos](#) (5)

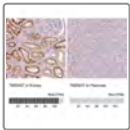
Product No.	Clonality	Application	Species Reactivity	Citations	SDS
<a href="#">HPA042308</a>	polyclonal	IHC	human		



### Anti-TMEM79 antibody produced in rabbit

[All Photos](#) (7)


Product No.	Clonality	Application	Species Reactivity	Citations	SDS
<a href="#">HPA055214</a>	polyclonal	IF, IHC	human	3	



### Anti-TMEM37 antibody produced in rabbit

**Synonym(s):** Anti-PR, Anti-PR1, Anti-transmembrane protein 37

[All Photos](#) (4)



Product No.	Clonality	Application	Species Reactivity	Citations	SDS
<a href="#">HPA053794</a>	polyclonal	IF, IHC	human	11	



### Anti-TMEM237 antibody produced in rabbit

**Synonym(s):** Anti-ALS2CR4, Anti-JBTS14

[All Photos](#) (12)


Product No.	Clonality	Application	Species Reactivity	Citations	SDS
<a href="#">HPA054732</a>	polyclonal	IHC	human		
<a href="#">HPA052596</a>	polyclonal	IHC	human		

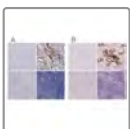


### Anti-TMEM27 antibody produced in rabbit

**Synonym(s):** Anti-NX17, Anti-transmembrane protein 27

[All Photos](#) (4)



Product No.	Clonality	Application	Species Reactivity	Citations	SDS
<a href="#">HPA048543</a>	polyclonal	IF, IHC	human		

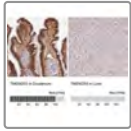


### Anti-TMEM72 antibody produced in rabbit

**Synonym(s):** Anti-Ba285g1.3, Anti-C10orf127, Anti-Ksp37, Anti-Transmembrane protein 72

## All Photos (12)


Product No.	Clonality	Application	Species Reactivity	Citations	SDS
<a href="#">HPA062907</a>	polyclonal	IHC	human		
<a href="#">HPA039894</a>	polyclonal	IHC	human	1	

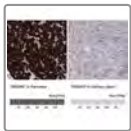


### Anti-TMEM253 antibody produced in rabbit

**Synonym(s):** Anti-C14orf95, Anti-NCRNA00220, Anti-chromosome 14 open reading frame 176

## All Photos (3)



Product No.	Clonality	Application	Species Reactivity	Citations	SDS
<a href="#">HPA052329</a>	polyclonal	IHC	human		

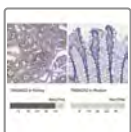


### Anti-TMEM97 antibody produced in rabbit

**Synonym(s):** Anti-MAC30, Anti-Transmembrane Protein 97


## All Photos (10)

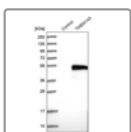
Product No.	Clonality	Application	Species Reactivity	Citations	SDS
<a href="#">HPA076689</a>	polyclonal	IF, IHC	human		
<a href="#">HPA044795</a>	polyclonal	IHC	human	5	



### Anti-TMEM252 antibody produced in rabbit

## All Photos (3)


Product No.	Clonality	Application	Species Reactivity	Citations	SDS
<a href="#">HPA079457</a>	polyclonal	IF, IHC	human		



### Anti-TMEM143 antibody produced in rabbit


**Synonym(s):** Anti-Transmembrane protein 143

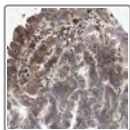
## All Photos (3)

Product No.	Clonality	Application	Species Reactivity	Citations	SDS
<b>HPA014476</b>	polyclonal	IF, IHC	human	1	

## All Photos (2) **Anti-TMEM186 antibody produced in rabbit**

**Synonym(s):** Anti-C16orf51 antibody produced in rabbit, Anti-Transmembrane protein 186


Product No.	Clonality	Application	Species Reactivity	Citations	SDS
<b>HPA018226</b>	polyclonal	IHC	human	1	

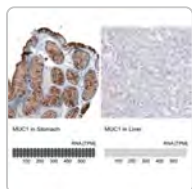


## **Anti-TMEM248 antibody produced in rabbit**

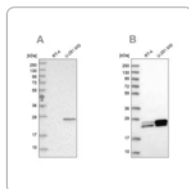
**Synonym(s):** Anti-C7orf42, Anti-UPF0458 protein C7orf42

## All Photos (3)

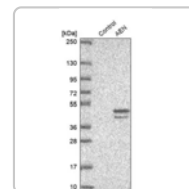
Product No.	Clonality	Application	Species Reactivity	Citations	SDS
<b>HPA016495</b>	polyclonal	IF, IHC, WB	human		



Sigma-Aldrich  
**AMAB91533**  
Monoclonal  
Anti-MUC1...



Sigma-Aldrich  
**HPA028118**  
Anti-GUK1




**HPA0485**  
Anti-AEN  
antibody.

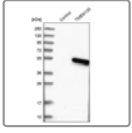
## **Anti-TMEM125 antibody produced in rabbit**

**Synonym(s):** Anti-MGC17299, Anti-Transmembrane protein 125



**All Photos** (2)


Product No.	Clonality	Application	Species Reactivity	Citations	SDS
<a href="#">HPA015796</a>	polyclonal	IHC (p), WB	human		




**Anti-TMEM130 antibody produced in rabbit**

**Synonym(s):** Anti-Transmembrane protein 130 precursor

**All Photos** (5)


Product No.	Clonality	Application	Species Reactivity	Citations	SDS
<a href="#">HPA012928</a>	polyclonal	IHC	human	1	

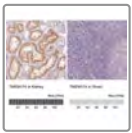


**Anti-TMEM61 antibody produced in rabbit**

**Synonym(s):** Anti-transmembrane protein 61

**All Photos** (2)


Product No.	Clonality	Application	Species Reactivity	Citations	SDS
<a href="#">HPA030614</a>	polyclonal	IHC, WB	human		

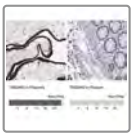


**Anti-TMEM174 antibody produced in rabbit**

**Synonym(s):** Anti-FLJ31268, Anti-MGC13034, Anti-Transmembrane protein 174

**All Photos** (5)



Product No.	Clonality	Application	Species Reactivity	Citations	SDS
<a href="#">HPA037975</a>	polyclonal	IHC	human		



**Anti-TMEM40 antibody produced in rabbit**

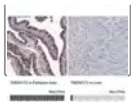
**Synonym(s):** Anti-FLJ11036, Anti-Transmembrane Protein 40

**All Photos** (7)

Product No.	Clonality	Application	Species Reactivity	Citations	SDS
<a href="#">HPA044165</a>	polyclonal	IF, IHC	human	1	
<a href="#">HPA073122</a>	polyclonal	IF, IHC	human		





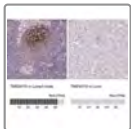
**Anti-TMEM173 antibody produced in rabbit**



**Synonym(s):** Anti-FLJ38577, Anti-NET23, Anti-transmembrane protein 173

[All Photos](#) (14)


Product No.	Clonality	Application	Species Reactivity	Citations	SDS
<a href="#">HPA038534</a>	polyclonal	IHC	human	1	
<a href="#">HPA038116</a>	polyclonal	IHC	human	2	

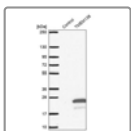


### Anti-TMEM119 antibody produced in rabbit

**Synonym(s):** Anti-transmembrane protein 119


[All Photos](#) (6)


Product No.	Clonality	Application	Species Reactivity	Citations	SDS
<a href="#">HPA052650</a>	polyclonal	IHC	human	1	



### Anti-TMEM138 antibody produced in rabbit

[All Photos](#) (5)


Product No.	Clonality	Application	Species Reactivity	Citations	SDS
<a href="#">HPA042373</a>	polyclonal	IHC	human		



### Anti-TMEM2 antibody produced in rabbit

**Synonym(s):** Anti-Transmembrane Protein 2

[All Photos](#) (6)


Product No.	Clonality	Application	Species Reactivity	Citations	SDS
<a href="#">HPA044889</a>	polyclonal	IF, IHC	human	2	




### Anti-TMEM213 antibody produced in rabbit

**Synonym(s):** Anti-transmembrane protein 213

[All Photos](#) (3)

Product No.	Clonality	Application	Species Reactivity	Citations	SDS
<a href="#">HPA054059</a>	polyclonal	IHC	human		

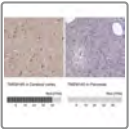


## Anti-TMEM102 antibody produced in rabbit

**Synonym(s):** Anti-Transmembrane protein 102

[All Photos](#) (2)

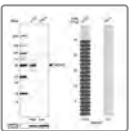
Product No.	Clonality	Application	Species Reactivity	Citations	SDS
<a href="#">HPA024433</a>	polyclonal	IHC	human		



## Anti-TMEM145 antibody produced in rabbit

[All Photos](#) (5)

Product No.	Clonality	Application	Species Reactivity	Citations	SDS
<a href="#">HPA060462</a>	polyclonal	IF, IHC	human		



## Anti-TMEM51 antibody produced in rabbit

[All Photos](#) (2)

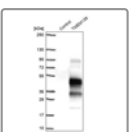
Product No.	Clonality	Application	Species Reactivity	Citations	SDS
<a href="#">HPA019441</a>	polyclonal	IF	human		



## Anti-TMEM210 antibody produced in rabbit

[All Photos](#) (3)

Product No.	Clonality	Application	Species Reactivity	Citations	SDS
<a href="#">HPA066907</a>	polyclonal	IHC	human		




## Anti-TMEM139 antibody produced in rabbit

**Synonym(s):** Anti-FLJ90586, Anti-Transmembrane protein 139

[All Photos](#) (4)

Product No.	Clonality	Application	Species Reactivity	Citations	SDS
<a href="#">HPA036982</a>	polyclonal	IHC	human		



Product No.	Clonality	Application	Species Reactivity	Citations	SDS
<b>HPA036983</b>	polyclonal	IHC	human		

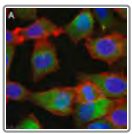


### **Anti-TMEM261 Antibody, clone 2C22 ZooMAb<sup>®</sup> Rabbit Monoclonal**

**Synonym(s):** Distal membrane-arm assembly complex protein 1, Transmembrane protein 261



**All Photos** (17)

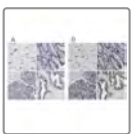
Product No.	Description	SDS
<b>ZRB1060</b>	recombinant, expressed in HEK 293 cells	 



### **Anti-TMEM206 Antibody, clone 2H13 ZooMAb<sup>®</sup> Rabbit Monoclonal**

**All Photos** (16)



Product No.	Clonality	Application	Species Reactivity	Citations	SDS
<b>ZRB1745</b>	2H13, recombinant monoclonal	ELISA, ICC, WB, affinity binding assay	mouse, human, rat	 	

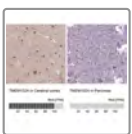


### **Anti-TMEM87A antibody produced in rabbit**

**Synonym(s):** Anti-Transmembrane protein 87A precursor

**All Photos** (13)


Product No.	Clonality	Application	Species Reactivity	Citations	SDS
<b>HPA018104</b>	polyclonal	IF, IHC	human	1	
<b>HPA018189</b>	polyclonal	IF, IHC	human	2	



### **Anti-TMEM132A antibody produced in rabbit**

**Synonym(s):** Anti-FLJ20539, Anti-GBP, Anti-HSPA5BP1, Anti-transmembrane protein 132A

**All Photos** (3)


Product No.	Clonality	Application	Species Reactivity	Citations	SDS
<a href="#">HPA051979</a>	polyclonal	IHC	human	3	

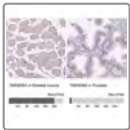


### Anti-TMEM255A antibody produced in rabbit

**Synonym(s):** Anti-FLJ20716, Anti-family with sequence similarity 70, member A

[All Photos](#) (7)


Product No.	Clonality	Application	Species Reactivity	Citations	SDS
<a href="#">HPA048470</a>	polyclonal	IHC	mouse, rat, human		

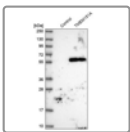


### Anti-TMEM38A antibody produced in rabbit

**Synonym(s):** Anti-MGC3169, Anti-TRIC-A, Anti-transmembrane protein 38A

[All Photos](#) (4)


Product No.	Clonality	Application	Species Reactivity	Citations	SDS
<a href="#">HPA050463</a>	polyclonal	IHC	human		

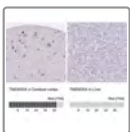


### Anti-TMEM151A antibody produced in rabbit

**Synonym(s):** Anti-Mgc33486, Anti-Tmem151, Anti-Transmembrane protein 151a

[All Photos](#) (2)


Product No.	Clonality	Application	Species Reactivity	Citations	SDS
<a href="#">HPA041035</a>	polyclonal	IHC	human		

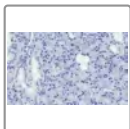


### Anti-TMEM35A antibody produced in rabbit

**Synonym(s):** FLJ14084, TMEM35



[All Photos](#) (7)


Product No.	Clonality	Application	Species Reactivity	Citations	SDS
<a href="#">HPA048583</a>	polyclonal	IF, IHC	human	3	



## Anti-TMEM16A Antibody, clone 3J18, ZooMAb® Rabbit Monoclonal

[All Photos](#) (8)


Product No.	Clonality	Application	Species Reactivity	Citations	SDS
<b>ZRB1171</b>	3J18, recombinant monoclonal	IF, IHC (p), WB	human	 	

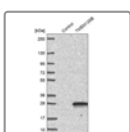


## Anti-TMEM38B antibody produced in rabbit

**Synonym(s):** Anti-TRIC-B, Anti-TRICB, Anti-Transmembrane protein 38B, Anti-Trimeric intracellular cation channel type B

[All Photos](#) (2)


Product No.	Clonality	Application	Species Reactivity	Citations	SDS
<b>HPA018465</b>	polyclonal	IHC	human	4	

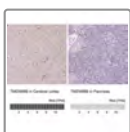


## Anti-TMEM126B antibody produced in rabbit

**Synonym(s):** Anti-Transmembrane protein 126B


[All Photos](#) (2)

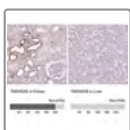
Product No.	Clonality	Application	Species Reactivity	Citations	SDS
<b>HPA019186</b>	polyclonal	IHC	human	2	



## Anti-TMEM88B antibody produced in rabbit


[All Photos](#) (3)

Product No.	Clonality	Application	Species Reactivity	Citations	SDS
<b>HPA065743</b>	polyclonal	IHC	human		




## Anti-TMEM52B antibody produced in rabbit

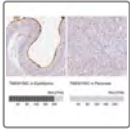
[All Photos](#) (7)

Product No.	Clonality	Application	Species Reactivity	Citations	SDS
<b>HPA058096</b>	polyclonal	IF, IHC	human	1	

## All Photos (3) **Anti-TMEM184B antibody produced in rabbit**

**Synonym(s):** Anti-Putative MAPK-activating protein FM08, Anti-Transmembrane protein 184B


Product No.	Clonality	Application	Species Reactivity	Citations	SDS
<b>HPA024076</b>	polyclonal	IF, IHC, WB	human		

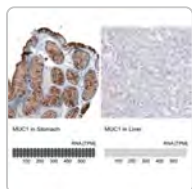


## **Anti-TMEM150C antibody produced in rabbit**

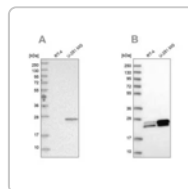
**Synonym(s):** Anti-FLJ12993, Anti-transmembrane protein 150C

## All Photos (4)

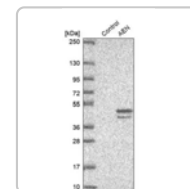
Product No.	Clonality	Application	Species Reactivity	Citations	SDS
<b>HPA052921</b>	polyclonal	IHC	human		



Sigma-Aldrich  
**AMAB91533**  
Monoclonal  
Anti-MUC1...



Sigma-Aldrich  
**HPA028118**  
Anti-GUK1



Sigma-Aldrich  
**HPA0485**  
Anti-AEN  
antibody.



## **Anti-TMEM106C antibody produced in rabbit**

**Synonym(s):** Anti-MGC5576, Anti-transmembrane protein 106C





Product No.	Clonality	Application	Species Reactivity	Citations	SDS
<a href="#">HPA047204</a>	polyclonal	IHC	human	1	

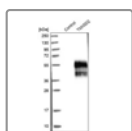


### Anti-TMF1 antibody produced in rabbit

**Synonym(s):** Anti-TATA element modulatory factor antibody produced in rabbit, Anti-TMF antibody produced in rabbit

[All Photos](#) (4)

Product No.	Clonality	Application	Species Reactivity	Citations	SDS
<a href="#">HPA008729</a>	polyclonal	IF, IHC	human, mouse, rat	7	

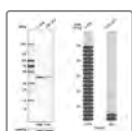


### Anti-TMIGD2 antibody produced in rabbit

**Synonym(s):** Anti-Transmembrane and immunoglobulin domain-containing protein 2 precursor antibody produced in rabbit

[All Photos](#) (2)

Product No.	Clonality	Application	Species Reactivity	Citations	SDS
<a href="#">HPA011081</a>	polyclonal	IHC	human	2	

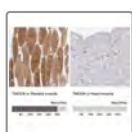


### Anti-TMOD3 antibody produced in rabbit

**Synonym(s):** Anti-Tropomodulin-3 antibody produced in rabbit, Anti-U-Tmod antibody produced in rabbit, Anti-Ubiquitous tropomodulin antibody produced in rabbit

[All Photos](#) (4)

Product No.	Clonality	Application	Species Reactivity	Citations	SDS
<a href="#">HPA001849</a>	polyclonal	IF, IHC	rat, mouse, human	5	

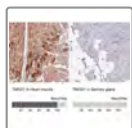


### Anti-TMOD4 antibody produced in rabbit

**Synonym(s):** Anti-Sk-Tmod, Anti-tropomodulin 4 (muscle)

[All Photos](#) (4)

Product No.	Clonality	Application	Species Reactivity	Citations	SDS
<a href="#">HPA028203</a>	polyclonal	IHC	human		

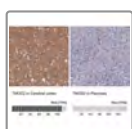


## Anti-TMOD1 antibody produced in rabbit

**Synonym(s):** Anti-D9S57E, Anti-ETMOD, Anti-TMOD, Anti-tropomodulin 1

[All Photos](#) (3)

Product No.	Clonality	Application	Species Reactivity	Citations	SDS
<a href="#">HPA051202</a>	polyclonal	IHC	human	4	

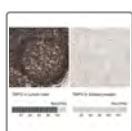


## Anti-TMOD2 antibody produced in rabbit

**Synonym(s):** Anti-Ntmod, Anti-Tropomodulin 2 (neuronal)

[All Photos](#) (5)

Product No.	Clonality	Application	Species Reactivity	Citations	SDS
<a href="#">HPA041365</a>	polyclonal	IF, IHC	human	1	



## Anti-TMPO antibody produced in rabbit

**Synonym(s):** Anti-Lamina-associated polypeptide 2, isoforms  $\beta/\gamma$  antibody produced in rabbit, Anti-TP  $\beta/\gamma$  antibody produced in rabbit, Anti-TPRP isoforms  $\beta/\gamma$  antibody produced in rabbit, Anti-Thymopietin, isoforms  $\beta/\gamma$  antibody produced in rabbit, Anti-Thymopietin-related peptide isoforms  $\beta/\gamma$  antibody produced in rabbit

[All Photos](#) (8)

Product No.	Clonality	Application	Species Reactivity	Citations	SDS
<a href="#">HPA008150</a>	polyclonal	IF, IHC	human, rat, mouse	2	



## Anti-TMPRSS15

**Synonym(s):** ENTK, MGC133046, PRSS7




[All Photos](#) (3)


Product No.	Clonality	Application	Species Reactivity	Citations	SDS
<a href="#">HPA072934</a>	polyclonal	IHC	human		



## Anti-TMPRSS2 antibody produced in mouse

[All Photos](#) (15)


Product No.	Clonality	Application	Species Reactivity	Citations	SDS
<b>AMAB91792</b>	CL12511, monoclonal	IHC	human		
<b>AMAB91793</b>	CL12512, monoclonal	IHC	human		
<b>AMAB91795</b>	CL12514, monoclonal	IHC	human		

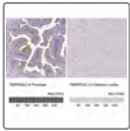


### Anti-TMPRSS15 antibody produced in rabbit

**Synonym(s):** Anti-Enterokinase, Anti-Enteropeptidase precursor, Anti-PRSS7, Anti-Serine protease 7

**All Photos** (4)


Product No.	Clonality	Application	Species Reactivity	Citations	SDS
<b>HPA015611</b>	polyclonal	IHC	human	5	

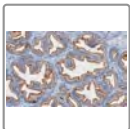


### Anti-TMPRSS2 antibody produced in rabbit

**Synonym(s):** Anti-PRSS10



**All Photos** (6)

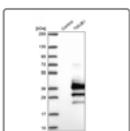
Product No.	Clonality	Application	Species Reactivity	Citations	SDS
<b>HPA035787</b>	polyclonal	IHC	human	16	



### Anti-TMPRSS2 Antibody, clone 1B20 ZoomAb<sup>®</sup> Rabbit Monoclonal

**All Photos** (16)


Product No.	Clonality	Application	Species Reactivity	Citations	SDS
<b>ZRB1633</b>	1B20, recombinant monoclonal	ICC, IHC (p), WB, affinity binding assay	mouse, human		 



### Anti-TMUB1 antibody produced in rabbit

**Synonym(s):** Anti-C7orf21, Anti-SB144, Anti-transmembrane and ubiquitin-like domain containing 1

**All  
Photos** (3)



Product No.	Clonality	Application	Species Reactivity	Citations	SDS
<b>HPA029429</b>	polyclonal	IF, IHC, WB	human		

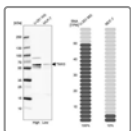


**Anti-TMX4 antibody produced in rabbit**

**Synonym(s):** Anti-Thioredoxin domain-containing protein 13 precursor, AntiTXNDC13, Anti-TXNDC13

**All  
Photos** (9)


Product No.	Clonality	Application	Species Reactivity	Citations	SDS
<b>HPA000399</b>	polyclonal	IHC	human	1	
<b>HPA015752</b>	polyclonal	IF, IHC	human	3	

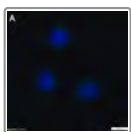


**Anti-TMX3 antibody produced in rabbit**

**Synonym(s):** Anti-Protein disulfide-isomerase TXNDC10 precursor, Anti-TXNDC10, Anti-Thioredoxin domain-containing protein 10, Anti-Thioredoxin-related transmembrane protein 3



**All  
Photos** (4)

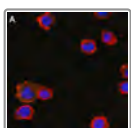
Product No.	Clonality	Application	Species Reactivity	Citations	SDS
<b>HPA014157</b>	polyclonal	IHC	human, rat, mouse	3	



**Anti-TNFα Antibody, clone 2E3 ZooMAb® Rabbit Monoclonal**



**All  
Photos** (11)


Product No.	Clonality	Application	Species Reactivity	Citations	SDS
<b>ZRB2420</b>	2E3, recombinant monoclonal	ELISA, ICC, WB, affinity binding assay	human		 



**Anti-TNFα Antibody, clone 3B20 ZooMAb® Rabbit Monoclonal**


**All Photos** (14)

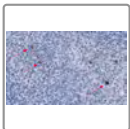
Product No.	Clonality	Application	Species Reactivity	Citations	SDS
<b>ZRB1247</b>	3B20, recombinant monoclonal	ELISA, ICC, WB, affinity binding assay	human		 



**Anti-TNFAIP1 antibody produced in rabbit**



**All Photos** (2)

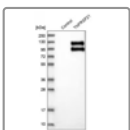
Product No.	Clonality	Application	Species Reactivity	Citations	SDS
<b>HPA014641</b>	polyclonal	IHC	human	6	



**Anti-TNFβ/LTA Antibody, clone 3B20-H2 ZooMAb® Rabbit Monoclonal**

**All Photos** (8)


Product No.	Clonality	Application	Species Reactivity	Citations	SDS
<b>ZRB1195</b>	3B20-H2, recombinant monoclonal	FACS, IHC (p), WB	human		 



**Anti-TNFRSF21 antibody produced in rabbit**

**Synonym(s):** Anti-Death receptor 6 antibody produced in rabbit, Anti-TNFR-related death receptor 6 antibody produced in rabbit, Anti-Tumor necrosis factor receptor superfamily member 21 precursor antibody produced in rabbit

**All Photos** (2)

Product No.	Clonality	Application	Species Reactivity	Citations	SDS
<b>HPA006746</b>	polyclonal	IHC	human	3	




## Anti-TNFRSF13B antibody produced in rabbit

**Synonym(s):** Anti-CD267, Anti-TACI, Anti-tumor necrosis factor receptor superfamily, member 13B

[All](#)

[Photos \(2\)](#)

Product No.	Clonality	Application	Species Reactivity	Citations	SDS
<a href="#">HPA030453</a>	polyclonal	IHC, WB	human	1	




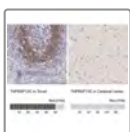
## Anti-TNFRSF10B antibody produced in rabbit

**Synonym(s):** Anti-CD262 antigen, Anti-Death receptor 5, Anti-TNF-related apoptosis-inducing ligand receptor 2, Anti-TRAIL receptor 2, Anti-TRAIL-R2, Anti-Tumor necrosis factor receptor superfamily member 10B

[All](#)

[Photos \(2\)](#)

Product No.	Clonality	Application	Species Reactivity	Citations	SDS
<a href="#">HPA023625</a>	polyclonal	IHC	human	4	




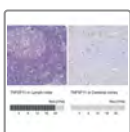
## Anti-TNFRSF13C antibody produced in rabbit

**Synonym(s):** Anti-B cell-activating factor receptor antibody produced in rabbit, Anti-BAFF receptor antibody produced in rabbit, Anti-BAFF-R antibody produced in rabbit, Anti-BLyS receptor 3 antibody produced in rabbit, Anti-CD268 antigen antibody produced in rabbit, Anti-Tumor necrosis factor receptor superfamily member 13C antibody produced in rabbit

[All](#)

[Photos \(4\)](#)


Product No.	Clonality	Application	Species Reactivity	Citations	SDS
<a href="#">HPA003246</a>	polyclonal	IHC	human	2	

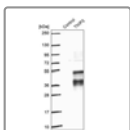


## Anti-TNFSF11 antibody produced in rabbit

**Synonym(s):** Anti-CD254, Anti-ODF, Anti-OPGL, Anti-RANKL, Anti-TRANCE

[All Photos \(3\)](#)


Product No.	Clonality	Application	Species Reactivity	Citations	SDS
<a href="#">HPA045142</a>	polyclonal	IHC	human		



## Anti-TNIP3 antibody produced in rabbit

**Synonym(s):** Anti-Abin-3, Anti-Flj21162, Anti-Lind, Anti-Tnfaip3 interacting protein 3

[All Photos \(2\)](#)



Product No.	Clonality	Application	Species Reactivity	Citations	SDS
<b>HPA043063</b>	polyclonal	IHC, WB	human		

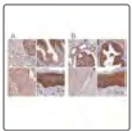


### Anti-TNIP1 antibody produced in rabbit

**Synonym(s):** Anti-ABIN-1, Anti-KIAA0113, Anti-NAF1, Anti-VAN, Anti-TNFAIP3 interacting protein 1

**All  
Photos** (11)



Product No.	Clonality	Application	Species Reactivity	Citations	SDS
<b>HPA037894</b>	polyclonal	IHC	human		
<b>HPA037893</b>	polyclonal	IHC	human, rat, mouse	1	



### Anti-TNKS1BP1 antibody produced in rabbit



**Synonym(s):** Anti-FLJ45975, Anti-KIAA1741, Anti-TAB182, Anti-Tankyrase 1 binding protein 1, 182kDa

**All  
Photos** (12)

Product No.	Clonality	Application	Species Reactivity	Citations	SDS
<b>HPA037929</b>	polyclonal	IHC	human		
<b>HPA037930</b>	polyclonal	IHC	human		

## All Photos (7) **Anti-TNNC2 antibody produced in rabbit**

**Synonym(s):** Anti-Troponin c type 2 (fast)



Product No.	Clonality	Application	Species Reactivity	Citations	SDS
<b>HPA058481</b>	polyclonal	IF, IHC	human		
<b>HPA043174</b>	polyclonal	IHC	human	2	



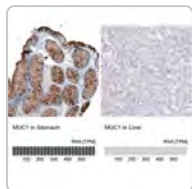
## **Anti-TNNC1 antibody produced in rabbit**

**Synonym(s):** Anti-TNNC

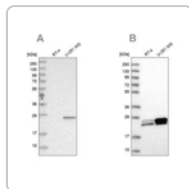
### All Photos (14)

Product No.	Clonality	Application	Species Reactivity	Citations	SDS
<b>HPA056897</b>	polyclonal	IHC	human		
<b>HPA044848</b>	polyclonal	IF, IHC	human		

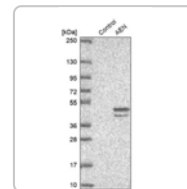




Sigma-Aldrich  
**AMAB91533**  
 Monoclonal  
 Anti-MUC1...



Sigma-Aldrich  
**HPA028118**  
 Anti-GUK1

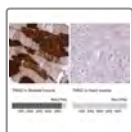


Sigma-Aldrich  
**HPA0485**  
 Anti-AEN  
 antibody.

[View Price and Availability](#)

[View Price and Availability](#)

[View Price and Availability](#)

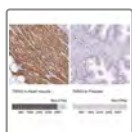


### Anti-TNNI2 antibody produced in rabbit

**Synonym(s):** Anti-AMCD2B, Anti-DA2B, Anti-FSSV

[All Photos](#) (5)

Product No.	Clonality	Application	Species Reactivity	Citations	SDS
<b>HPA055938</b>	polyclonal	IF, IHC	human		



### Anti-TNNI3 antibody produced in rabbit

[All Photos](#) (4)

Product No.	Clonality	Application	Species Reactivity	Citations	SDS
<b>HPA046428</b>	polyclonal	IF, IHC	human	2	



### Anti-TNNT1 antibody produced in rabbit

**Synonym(s):** Anti-ANM, Anti-FLJ98147, Anti-MGC104241, Anti-NEM5, Anti-STNT, Anti-TNT, Anti-TNTS

[All Photos](#) (5)


Product No.	Clonality	Application	Species Reactivity	Citations	SDS
<b>HPA058448</b>	polyclonal	IHC	human	5	



## Anti-TNNT2 antibody produced in rabbit

[All Photos](#) (13)

Product No.	Clonality	Application	Species Reactivity	Citations	SDS
<a href="#">HPA015774</a>	polyclonal	IHC	human	5	
<a href="#">HPA017888</a>	polyclonal	IHC	human	7	

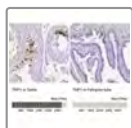


## Anti-TNNT3 antibody produced in rabbit

**Synonym(s):** Anti-AMCD2B, Anti-DA2B, Anti-DKFZp779M2348, Anti-FSSV, Anti-Troponin T type 3 (skeletal, fast)

[All Photos](#) (7)

Product No.	Clonality	Application	Species Reactivity	Citations	SDS
<a href="#">HPA056909</a>	polyclonal	IHC	human		
<a href="#">HPA037810</a>	polyclonal	IHC	human	1	

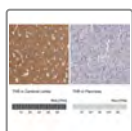


## Anti-TNP1 antibody produced in rabbit

**Synonym(s):** Anti-transition protein 1 (during histone to protamine replacement)

[All Photos](#) (3)

Product No.	Clonality	Application	Species Reactivity	Citations	SDS
<a href="#">HPA044387</a>	polyclonal	IHC	human	2	





## Anti-TNR antibody produced in rabbit

**Synonym(s):** Anti-Janusin, Anti-Restrictin, Anti-TN-R, Anti-Tenascin-R, Anti-tenascin R (restrictin, janusin)

[All Photos](#) (9)



Product No.	Clonality	Application	Species Reactivity	Citations	SDS
<a href="#">HPA027150</a>	polyclonal	IHC	human		
<a href="#">HPA029859</a>	polyclonal	IHC	human		

Product No.	Clonality	Application	Species Reactivity	Citations	SDS
<a href="#">HPA027134</a>	polyclonal	IHC	human	1	



### Anti-TNS1 antibody produced in rabbit


[All Photos](#) (7)

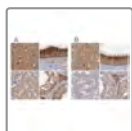
Product No.	Clonality	Application	Species Reactivity	Citations	SDS
<a href="#">HPA036090</a>	polyclonal	IHC	human		
<a href="#">HPA036089</a>	polyclonal	IHC	human	2	



### Anti-TOE1 antibody produced in rabbit

[All Photos](#) (5)



Product No.	Clonality	Application	Species Reactivity	Citations	SDS
<a href="#">HPA069119</a>	polyclonal	IF, IHC	human		



### Anti-TOLLIP antibody produced in rabbit

**Synonym(s):** Anti-IL-1RAcPIP, Anti-Toll interacting protein

[All Photos](#) (16)



Product No.	Clonality	Application	Species Reactivity	Citations	SDS
<a href="#">HPA038622</a>	polyclonal	IHC	rat, human	5	
<a href="#">HPA038621</a>	polyclonal	IF, IHC	human, rat	3	

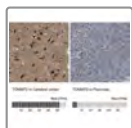


### Anti-TOM1L2 antibody produced in rabbit

**Synonym(s):** Anti-TOM1-like protein 2, Anti-Target of Myb-like protein 2

[All Photos](#) (15)

Product No.	Clonality	Application	Species Reactivity	Citations	SDS
<a href="#">HPA023304</a>	polyclonal	IF, IHC	human	4	
<a href="#">HPA022541</a>	polyclonal	IHC	human, mouse, rat	3	

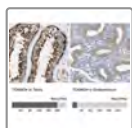


## Anti-TOMM70 antibody produced in rabbit

**Synonym(s):** Anti-KIAA0719, TOMM70A, Tom70, KIAA0719, TOM70

[All Photos](#) (14)

Product No.	Clonality	Application	Species Reactivity	Citations	SDS
<a href="#">HPA048020</a>	polyclonal	IF, IHC	human		
<a href="#">HPA014589</a>	polyclonal	IF, IHC	mouse, human	10	




## Anti-TOMM34 antibody produced in rabbit

**Synonym(s):** Anti-HTOM34P, Anti-TOM34, Anti-Mitochondrial import receptor subunit TOM34, Anti-Translocase of outer membrane 34 kDa subunit, Anti-hTom34

[All Photos](#) (9)

Product No.	Clonality	Application	Species Reactivity	Citations	SDS
<a href="#">HPA056875</a>	polyclonal	IF, IHC	human		
<a href="#">HPA018845</a>	polyclonal	IF, IHC	human	4	



## Anti-TOMM22 antibody produced in rabbit

**Synonym(s):** Anti-1C9-2 antibody produced in rabbit, Anti-Mitochondrial import receptor subunit TOM22 homolog antibody produced in rabbit, Anti-Translocase of outer membrane 22 kDa subunit homolog antibody produced in rabbit, Anti-hTom22 antibody produced in rabbit

[All Photos](#) (7)


Product No.	Clonality	Application	Species Reactivity	Citations	SDS
<a href="#">HPA003037</a>	polyclonal	IF, IHC	human	8	



## Anti-TOMM20 Antibody, clone 2F8.1 ZooMAb<sup>®</sup> Mouse Monoclonal

[All Photos](#) (19)

Product No.	Clonality	Application	Species Reactivity	Citations	SDS
<a href="#">ZMS1118</a>	2F8.1, recombinant monoclonal	ICC, WB	rat, human, mouse		





## Anti-TOMM20 Antibody, clone 5H22 ZooMAb<sup>®</sup> Rabbit Monoclonal

**Synonym(s):** Mitochondrial 20 kDa outer membrane protein, Mitochondrial import receptor subunit TOM20 homolog, Outer mitochondrial membrane receptor Tom20

[All](#)

[Photos](#) (11)

Product No.	Description	SDS
<b>ZRB1135</b>	recombinant, expressed in HEK 293 cells	 





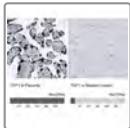
## Anti-TOMM20L antibody produced in rabbit

**Synonym(s):** Anti-Translocase Of Outer Mitochondrial Membrane 20 Homolog (Yeast)-Like, Anti-UNQ9438

[All](#)

[Photos](#) (5)


Product No.	Clonality	Application	Species Reactivity	Citations	SDS
<b>HPA076397</b>	polyclonal	IF, IHC	human		
<b>HPA044997</b>	polyclonal	IHC	human		



## Anti-TOP1 antibody produced in rabbit

**Synonym(s):** Anti-DNA topoisomerase 1, Anti-DNA topoisomerase I

[All Photos](#) (8)



Product No.	Clonality	Application	Species Reactivity	Citations	SDS
<b>HPA019039</b>	polyclonal	IF, IHC	human, rat, mouse	7	




## Anti-TOP2A antibody produced in rabbit

**Synonym(s):** Anti-TOP2A\_HUMAN Isoform 2 of P11388 - Homo sapiens

[All Photos](#) (7)



Product No.	Clonality	Application	Species Reactivity	Citations	SDS
<b>HPA026773</b>	polyclonal	IHC	human	8	
<b>HPA006458</b>	polyclonal	IHC	human	6	



## Anti-TOP2B antibody produced in rabbit

**Synonym(s):** Anti-DNA topoisomerase 2-beta, Anti-DNA topoisomerase II, beta isozyme



## All Photos (8)

Product No.	Clonality	Application	Species Reactivity	Citations	SDS
<a href="#">HPA050441</a>	polyclonal	IF	human		
<a href="#">HPA024120</a>	polyclonal	IF, IHC	rat, mouse, human	12	



### Anti-Topo I-DNA Complex clone 1.1A ZooMAb<sup>®</sup> Mouse Monoclonal

## All Photos (7)


Product No.	Clonality	Application	Species Reactivity	Citations	SDS
<a href="#">ZMS1108</a>	1.1A, recombinant monoclonal	FACS, ICC, IHC, WB	human, mouse		 

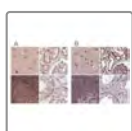


### Anti-TOPORS antibody produced in rabbit

**Synonym(s):** Anti-LUN, Anti-RP31, Anti-TP53BPL

## All Photos (3)



Product No.	Clonality	Application	Species Reactivity	Citations	SDS
<a href="#">HPA065661</a>	polyclonal	IHC	human		

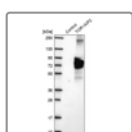


### Anti-TOR1AIP1 antibody produced in rabbit

**Synonym(s):** Anti-FLJ13142, Anti-LAP1B, Anti-torsin A interacting protein 1

## All Photos (15)


Product No.	Clonality	Application	Species Reactivity	Citations	SDS
<a href="#">HPA047151</a>	polyclonal	IHC	human	1	
<a href="#">HPA050546</a>	polyclonal	IF, IHC	human	1	

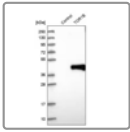


### Anti-TOR1AIP2 antibody produced in rabbit

**Synonym(s):** Anti-IFRG15, Anti-LULL1, Anti-NET9, Anti-torsin A interacting protein 2

## All Photos (2)


Product No.	Clonality	Application	Species Reactivity	Citations	SDS
<b>HPA051849</b>	polyclonal	IHC	human	1	

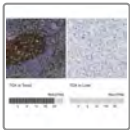


### Anti-TOR1B antibody produced in rabbit

**Synonym(s):** Anti-Torsin family 1 member B, Anti-Torsin-1B

[All Photos](#) (2)


Product No.	Clonality	Application	Species Reactivity	Citations	SDS
<b>HPA013697</b>	polyclonal	IHC	human	1	

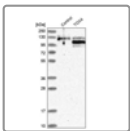


### Anti-TOX antibody produced in rabbit

**Synonym(s):** Anti-Thymocyte selection-associated high mobility group box protein TOX, Anti-Thymus high mobility group box protein TOX

[All Photos](#) (6)


Product No.	Clonality	Application	Species Reactivity	Citations	SDS
<b>HPA018322</b>	polyclonal	IHC	human	11	

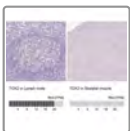


### Anti-TOX4 antibody produced in rabbit

**Synonym(s):** Anti-C14orf92, Anti-KIAA0737, Anti-LCP1, Anti-TOX high mobility group box family member 4

[All Photos](#) (3)


Product No.	Clonality	Application	Species Reactivity	Citations	SDS
<b>HPA027551</b>	polyclonal	IF, IHC, WB	human		



### Anti-TOX2 antibody produced in rabbit


**Synonym(s):** Anti-C20orf100, Anti-GCX-1, Anti-TOX high mobility group box family member 2, Anti-dJ1108D11.2

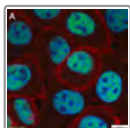
[All Photos](#) (5)

Product No.	Clonality	Application	Species Reactivity	Citations	SDS
<b>HPA049900</b>	polyclonal	IF, IHC	human		

## All **Anti-TOX antibody produced in rabbit**



**Photos** (6) **Synonym(s):** Anti-Thymocyte selection-associated high mobility group box protein TOX, Anti-Thymus high mobility group box protein TOX

Product No.	Clonality	Application	Species Reactivity	Citations	SDS
<b>HPA018322</b>	polyclonal	IHC	human	11	

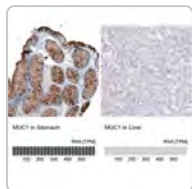


## **Anti-TP63 Antibody, clone 1E14 ZooMAb<sup>®</sup> Rabbit Monoclonal**

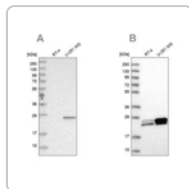
**All Photos** (8)

Product No.	Clonality	Application	Species Reactivity	Citations	SDS
<b>ZRB1754</b>	1E14, recombinant monoclonal	ICC, WB, affinity binding assay	human, mouse		 

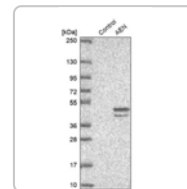




Sigma-Aldrich  
**AMAB91533**  
Monoclonal  
Anti-MUC1...



Sigma-Aldrich  
**HPA028118**  
Anti-GUK1




Sigma-Aldrich  
**HPA0485**  
Anti-AEN  
antibody.

[View Price and Availability](#)

[View Price and Availability](#)

[View Price and Availability](#)



### Anti-TP53BP1 antibody produced in rabbit

**Synonym(s):** Anti-Tumor suppressor p53-binding protein 1, Anti-p53-binding protein 1, Anti-p53BP1

**All Photos** (4)

Product No.	Clonality	Application	Species Reactivity	Citations	SDS
<b>HPA022133</b>	polyclonal	IF, IHC	mouse, rat, human	3	



### Anti-TPCN2 antibody produced in rabbit

**Synonym(s):** Anti-TPC2, Anti-two pore segment channel 2

**All Photos** (3)

Product No.	Clonality	Application	Species Reactivity	Citations	SDS
<b>HPA027080</b>	polyclonal	IHC	human	4	



### Anti-TPD52 antibody produced in rabbit

**Synonym(s):** Anti-D52, Anti-N8L, Anti-hD52, Anti-tumor protein D52

**All Photos** (14)


Product No.	Clonality	Application	Species Reactivity	Citations	SDS
<b>HPA028427</b>	polyclonal	IHC	human		
<b>HPA062167</b>	polyclonal	IF, IHC	human		

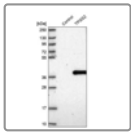


### Anti-TPD52L1 antibody produced in rabbit

**Synonym(s):** Anti-D53, Anti-hD53, Anti-tumor protein D52-like 1

## All Photos (5)



Product No.	Clonality	Application	Species Reactivity	Citations	SDS
<a href="#">HPA027916</a>	polyclonal	IF, IHC	human	1	



### Anti-TPGS2 antibody produced in rabbit

**Synonym(s):** Anti-C18orf10, Anti-DKFZP586M1523, Anti-Hst3006

## All Photos (4)


Product No.	Clonality	Application	Species Reactivity	Citations	SDS
<a href="#">HPA040596</a>	polyclonal	IHC	human		
<a href="#">HPA040617</a>	polyclonal	IHC	human		



### Anti-TPH1 antibody produced in rabbit

**Synonym(s):** Anti-Tryptophan 5-hydroxylase 1, Anti-Tryptophan 5-monoxygenase 1



## All Photos (6)

Product No.	Clonality	Application	Species Reactivity	Citations	SDS
<a href="#">HPA022483</a>	polyclonal	IHC	human	4	



### Anti-TPH-1 Antibody, clone 3J7 ZooMAb<sup>®</sup> Rabbit Monoclonal



## All Photos (20)

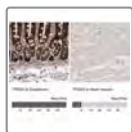
Product No.	Clonality	Application	Species Reactivity	Citations	SDS
<a href="#">ZRB1305</a>	3J7, recombinant monoclonal	ICC, IHC (p), WB, affinity binding assay	mouse, human		 



### Anti-TPI1 antibody produced in rabbit

## All Photos (6)



Product No.	Clonality	Application	Species Reactivity	Citations	SDS
<a href="#">HPA053568</a>	polyclonal	IF, IHC	human		
<a href="#">HPA050924</a>	polyclonal	IF, IHC	human		

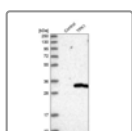


### Anti-TP53I3 antibody produced in rabbit

**Synonym(s):** Anti-PIG3, Anti-tumor protein p53 inducible protein 3, Anti-Putative quinone oxidoreductase, Anti-Tumor protein p53-inducible protein 3, Anti-p53-induced gene 3 protein

[All Photos](#) (12)


Product No.	Clonality	Application	Species Reactivity	Citations	SDS
<a href="#">HPA028742</a>	polyclonal	IHC	human		
<a href="#">HPA022012</a>	polyclonal	IF, IHC	human	1	



### Anti-TPK1 antibody produced in rabbit

**Synonym(s):** Anti-PP20, Anti-Placental protein 20, Anti-Thiamin pyrophosphokinase 1, Anti-Thiamine pyrophosphokinase 1, Anti-hTPK1



[All Photos](#) (6)

Product No.	Clonality	Application	Species Reactivity	Citations	SDS
<a href="#">HPA021545</a>	polyclonal	IF, IHC, WB	human	3	



### Anti-TPP1 antibody produced in rabbit


[All Photos](#) (12)

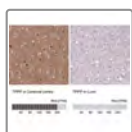
Product No.	Clonality	Application	Species Reactivity	Citations	SDS
<a href="#">HPA044868</a>	polyclonal	IHC	human		
<a href="#">HPA037709</a>	polyclonal	IHC	human		



### Anti-TPPP2 antibody produced in rabbit

[All Photos](#) (4)



Product No.	Clonality	Application	Species Reactivity	Citations	SDS
<b>HPA004120</b>	polyclonal	IHC	human	2	



### Anti-TPPP antibody produced in rabbit

**Synonym(s):** Anti-P25, Anti-P25 $\alpha$ , Anti-TPPP/p25, Anti-TPPP1, Anti-Tubulin polymerization promoting protein, Anti-p25, Anti-p25alpha


**All Photos** (15)

Product No.	Clonality	Application	Species Reactivity	Citations	SDS
<b>HPA036575</b>	polyclonal	IHC	human		
<b>HPA036576</b>	polyclonal	IF, IHC	human	13	



### Anti-TPPP3 antibody produced in rabbit

**All Photos** (4)




Product No.	Clonality	Application	Species Reactivity	Citations	SDS
<b>HPA061691</b>	polyclonal	IF, IHC	human		



### Anti-TPR antibody produced in rabbit

**Synonym(s):** Anti-Nucleoprotein TPR

**All Photos** (20)


Product No.	Clonality	Application	Species Reactivity	Citations	SDS
<b>HPA024336</b>	polyclonal	IF, IHC	human	1	
<b>HPA019661</b>	polyclonal	IF, IHC, WB	human	5	
<b>HPA019663</b>	polyclonal	IF, IHC, WB	human	3	

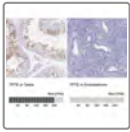


### Anti-TPSG1 antibody produced in rabbit

**Synonym(s):** Anti-PRSS31, Anti-TMT

**All Photos** (3)


Product No.	Clonality	Application	Species Reactivity	Citations	SDS
<b>HPA060458</b>	polyclonal	IHC	human		

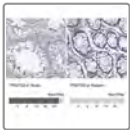


### Anti-TPTE antibody produced in rabbit

**Synonym(s):** Anti-CT44, Anti-PTEN2

[All Photos](#) (3)



Product No.	Clonality	Application	Species Reactivity	Citations	SDS
<b>HPA049690</b>	polyclonal	IHC	human	1	

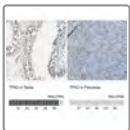


### Anti-TP53TG5 antibody produced in rabbit

**Synonym(s):** Anti-C20orf10, Anti-CLG01, Anti-TP53 target 5, Anti-dJ453C12.5

[All Photos](#) (6)


Product No.	Clonality	Application	Species Reactivity	Citations	SDS
<b>HPA041979</b>	polyclonal	IHC	human		
<b>HPA077455</b>	polyclonal	IF, IHC	human		



### Anti-TPX2 antibody produced in rabbit

**Synonym(s):** Anti-DIL-2, Anti-Differentially expressed in cancerous and non-cancerous lung cells 2, Anti-Hepatocellular carcinoma-associated antigen 519, Anti-Protein fls353, Anti-Restricted expression proliferation-associated protein 100, Anti-Targeting protein for Xklp2, Anti-p100

[All Photos](#) (7)


Product No.	Clonality	Application	Species Reactivity	Citations	SDS
<b>HPA005487</b>	polyclonal	IF, IHC	human	8	



### Anti-TRAF5 antibody produced in rabbit

**Synonym(s):** Anti-RING finger protein 84, Anti-TNF receptor-associated factor 5

[All Photos](#) (4)

Product No.	Clonality	Application	Species Reactivity	Citations	SDS
<b>HPA008052</b>	polyclonal	IF, IHC	human	4	

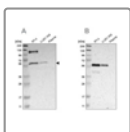


### Anti-TRAF4 antibody produced in rabbit

**Synonym(s):** Anti-CART1, Anti-MLN62, Anti-RNF83



Product No.	Clonality	Application	Species Reactivity	Citations	SDS
<b>HPA052377</b>	polyclonal	IHC	human		

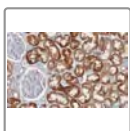


### Anti-TRAF2 antibody produced in rabbit

**Synonym(s):** Anti-TNF receptor-associated factor 2 antibody produced in rabbit, Anti-Tumor necrosis factor type 2 receptor-associated protein 3 antibody produced in rabbit

**All Photos (8)**

Product No.	Clonality	Application	Species Reactivity	Citations	SDS
<b>HPA009972</b>	polyclonal	IF, IHC	human	4	
<b>HPA010634</b>	polyclonal	IF, IHC	mouse, human	9	



### Anti-TRAF6 Antibody, clone 1M14 ZooMAb® Rabbit Monoclonal

**All Photos (11)**

Product No.	Clonality	Application	Species Reactivity	Citations	SDS
<b>ZRB1870</b>	1M14, recombinant monoclonal	ICC, IHC (p), WB, affinity binding assay	rat, monkey, human		



### Anti-TRAFD1 antibody produced in rabbit

**Synonym(s):** Anti-Fln29, Anti-Traf-type zinc finger domain containing 1

**All Photos (9)**

Product No.	Clonality	Application	Species Reactivity	Citations	SDS
<b>HPA039254</b>	polyclonal	IF, IHC, WB	human		
<b>HPA039266</b>	polyclonal	IHC, WB	human		




### Anti-TRAF3IP3 antibody produced in rabbit

**Synonym(s):** Anti-T3jam, Anti-Traf3 interacting protein 3



Photos (4)



Product No.	Clonality	Application	Species Reactivity	Citations	SDS
<b>HPA040796</b>	polyclonal	IF, IHC	human	1	




### Anti-TRAIP antibody produced in rabbit

**Synonym(s):** Anti-RNF206, Anti-TRAF interacting protein, Anti-TRIP

All Photos (10)



Product No.	Clonality	Application	Species Reactivity	Citations	SDS
<b>HPA036262</b>	polyclonal	IHC	human		
<b>HPA036261</b>	polyclonal	IHC	human		



### Anti-Transferrin Antibody, clone 2B8 , ZooMAb<sup>®</sup> Rabbit Monoclonal

**Synonym(s):** Beta-1 metal-binding globulin, Serotransferrin, Siderophilin



All Photos (13)

Product No.	Clonality	Application	Species Reactivity	Citations	SDS
<b>ZRB1225</b>	2B8, recombinant monoclonal	ICC, IHC (p), WB	mouse, human	1	 





### Anti-Transglutaminase 2 Antibody, clone 1G20 ZooMAb<sup>®</sup> Rabbit

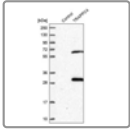
All Photos (10)

Product No.	Clonality	Application	Species Reactivity	Citations	SDS
<b>ZRB1799</b>	1G20, recombinant monoclonal	IHC (p), WB, affinity binding assay	rat, human, mouse		 

## All Photos (14) **Anti-TRAP1 antibody produced in rabbit**

**Synonym(s):** Anti-HSP75, Anti-HSP90L, Anti-TNF receptor-associated protein 1


Product No.	Clonality	Application	Species Reactivity	Citations	SDS
<b>HPA041082</b>	polyclonal	IF, IHC	human		
<b>HPA044227</b>	polyclonal	IF, IHC	human	4	

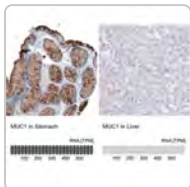


## **Anti-TRAPPC4 antibody produced in rabbit**

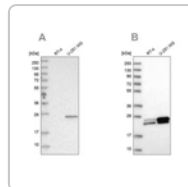
**Synonym(s):** Anti-PTD009, Anti-SBDN, Anti-TRS23, Anti-trafficking protein particle complex 4

## All Photos (2)

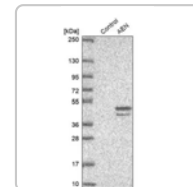
Product No.	Clonality	Application	Species Reactivity	Citations	SDS
<b>HPA039752</b>	polyclonal	IHC	human		



Sigma-Aldrich  
**AMAB91533**  
Monoclonal  
Anti-MUC1...

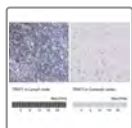


Sigma-Aldrich  
**HPA028118**  
Anti-GUK1



Sigma-Aldric  
**HPA0485**  
Anti-AEN  
antibody.





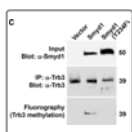
## Anti-TRAT1 antibody produced in rabbit

**Synonym(s):** Anti-T-cell receptor-associated transmembrane adapter 1 antibody produced in rabbit, Anti-T-cell receptor-interacting molecule antibody produced in rabbit, Anti-TRIM antibody produced in rabbit, Anti-pp29/30 antibody produced in rabbit

All

[Photos \(8\)](#)

Product No.	Clonality	Application	Species Reactivity	Citations	SDS
<a href="#">HPA072760</a>	polyclonal	IF, IHC	human		
<a href="#">HPA002356</a>	polyclonal	IHC, WB	human	2	

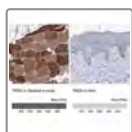


## Anti-TRB3 (N-terminal) antibody produced in rabbit

**Synonym(s):** Anti-Human tribbles 3 homolog, Anti-NIPK, Anti-SINK, Anti-SKIP3, Anti-TRIB3

All [Photos \(4\)](#)

Product No.	Clonality	Application	Species Reactivity	Citations	SDS
<a href="#">T8076</a>	polyclonal	WB	human	9	



## Anti-TRDN antibody produced in rabbit

**Synonym(s):** Anti-Triadin

All [Photos \(7\)](#)

Product No.	Clonality	Application	Species Reactivity	Citations	SDS
<a href="#">HPA058226</a>	polyclonal	IHC	human	1	
<a href="#">HPA038226</a>	polyclonal	IF, IHC	human		



## Anti-TREH antibody produced in rabbit

**Synonym(s):** Anti-MGC129621, Anti-TRE, Anti-TREA, Anti-Trehalase (brush-border membrane glycoprotein)

All




[Photos \(13\)](#)

Product No.	Clonality	Application	Species Reactivity	Citations	SDS
<a href="#">HPA042045</a>	polyclonal	IHC	human		
<a href="#">HPA039913</a>	polyclonal	IHC	human		



## Anti-TREM-2 Antibody, clone 1111 ZooMAb<sup>®</sup> Rabbit Monoclonal

**All Photos** (7)



Product No.	Clonality	Application	Species Reactivity	Citations	SDS
<b>ZRB2124</b>	recombinant monoclonal	FACS, ICC, WB, affinity binding assay	human, mouse	  	



## Anti-TREML1 antibody produced in rabbit

**Synonym(s):** Anti-TLT-1, Anti-Trem-like transcript 1 protein precursor, Anti-Triggering receptor expressed on myeloid cells-like protein 1

**All Photos** (13)


Product No.	Clonality	Application	Species Reactivity	Citations	SDS
<b>HPA017860</b>	polyclonal	IHC	human	2	
<b>HPA016700</b>	polyclonal	IHC	human	3	

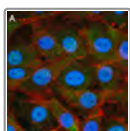


## Anti-TRERF1 antibody produced in rabbit

**Synonym(s):** Anti-BCAR2, Anti-HSA277276, Anti-RAPA, Anti-TReP-132, Anti-dJ139D8.5

**All Photos** (3)



Product No.	Clonality	Application	Species Reactivity	Citations	SDS
<b>HPA059943</b>	polyclonal	IHC	human		



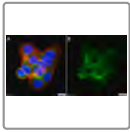
## Anti-Treslin Antibody, clone 5L19 ZooMAb<sup>®</sup> Rabbit Monoclonal

**Synonym(s):** TopBP1-interacting checkpoint and replication regulator, TopBP1-interacting replication-stimulating protein

**All Photos** (8)




Product No.	Clonality	Application	Species Reactivity	Citations	SDS
<b>ZRB1063</b>	5L19, recombinant	ICC, WB, affinity	mouse		 

Product No.	Clonality	Application	Species Reactivity	Citations	SDS
	monoclonal	binding			
	monoclonal	assay			



### Anti-TRF4-2/PAPD5 Antibody, clone 3D8 ZooMAb<sup>®</sup> Rabbit Monoclonal




[All Photos](#) (3)

Product No.	Clonality	Application	Species Reactivity	Citations	SDS
<b>ZRB1747</b>	recombinant monoclonal	ICC, WB, affinity binding assay	mouse, rat, human	  	



### Anti-TRF1/TERF1 Antibody, clone 6I14 ZooMAb<sup>®</sup> Rabbit Monoclonal


[All Photos](#) (4)

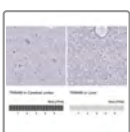
Product No.	Clonality	Application	Species Reactivity	Citations	SDS
<b>ZRB2593</b>	recombinant monoclonal	ICC, IHC, WB, affinity binding assay	human	  	



### Anti-TRH antibody produced in rabbit

[All Photos](#) (5)


Product No.	Clonality	Application	Species Reactivity	Citations	SDS
<b>HPA035596</b>	polyclonal	IHC	human		




### Anti-TRIM46

**Synonym(s):** FLJ23229, TRIFIC


[All Photos](#) (3)


Product No.	Clonality	Application	Species Reactivity	Citations	SDS
<a href="#">HPA055583</a>	polyclonal	IHC	human		



### Anti-TRIM27 antibody produced in rabbit

[All Photos](#) (3)



Product No.	Clonality	Application	Species Reactivity	Citations	SDS
<a href="#">HPA053408</a>	polyclonal	IF	human		



### Anti-TRIM24 antibody produced in rabbit

**Synonym(s):** Anti-RNF82, Anti-TIF1, Anti-Tif1a, Anti-Tripartite Motif Containing 24, Anti-hTIF1

[All Photos](#) (8)


Product No.	Clonality	Application	Species Reactivity	Citations	SDS
<a href="#">HPA061717</a>	polyclonal	IF	human		
<a href="#">HPA043495</a>	polyclonal	IF, IHC	human	1	




### Anti-TRIM35 antibody produced in rabbit

**Synonym(s):** Anti-Hemopoietic lineage switch protein 5, Anti-Tripartite motif-containing protein 35

[All Photos](#) (5)


Product No.	Clonality	Application	Species Reactivity	Citations	SDS
<a href="#">HPA019647</a>	polyclonal	IF, IHC	human	5	



### Anti-TRIM29 antibody produced in rabbit


**Synonym(s):** Anti-Ataxia-telangiectasia group D-associated protein, Anti-Tripartite motif-containing protein 29

[All Photos](#) (9)

Product No.	Clonality	Application	Species Reactivity	Citations	SDS
<a href="#">HPA020053</a>	polyclonal	IF, IHC	human, rat	4	




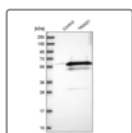
### Anti-TRIM13 antibody produced in rabbit



**Synonym(s):** Anti-B-cell chronic lymphocytic leukemia tumor suppressor Leu5, Anti-Leukemia-associated protein 5, Anti-Putative tumor suppressor RFP2, Anti-RING finger protein 77, Anti-Ret finger protein 2, Anti-Tripartite motif-containing protein 13


## Photos (6)


Product No.	Clonality	Application	Species Reactivity	Citations	SDS
<a href="#">HPA000367</a>	polyclonal	IHC	human		



## Anti-TRIM21 antibody produced in rabbit

## All Photos (7)


Product No.	Clonality	Application	Species Reactivity	Citations	SDS
<a href="#">HPA005673</a>	polyclonal	IF, IHC	human	3	

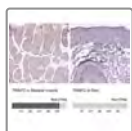


## Anti-TRIM37 antibody produced in rabbit

**Synonym(s):** Anti-KIAA0898, Anti-MUL, Anti-POB1, Anti-TEF3, Anti-Tripartite motif containing 37


## All Photos (1)


Product No.	Clonality	Application	Species Reactivity	Citations	SDS
<a href="#">HPA021911</a>	polyclonal		human	6	



## Anti-TRIM72 antibody produced in rabbit

## All Photos (3)


Product No.	Clonality	Application	Species Reactivity	Citations	SDS
<a href="#">HPA054909</a>	polyclonal	IHC	human		

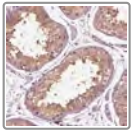


## Anti-TRIM22 antibody produced in rabbit

**Synonym(s):** Anti-50 kDa-stimulated trans-acting factor antibody produced in rabbit, Anti-RING finger protein 94 antibody produced in rabbit, Anti-Staf-50 antibody produced in rabbit, Anti-Tripartite motif-containing protein 22 antibody produced in rabbit

## All Photos (7)


Product No.	Clonality	Application	Species Reactivity	Citations	SDS
<a href="#">HPA003575</a>	polyclonal	IF, IHC	human	8	

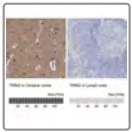


### Anti-TRIM69 antibody produced in rabbit

**Synonym(s):** Anti-RNF36, Anti-TRIMLESS, Anti-Trif, Anti-tripartite motif-containing 69

[All Photos](#) (5)



Product No.	Clonality	Application	Species Reactivity	Citations	SDS
<a href="#">HPA028894</a>	polyclonal	IHC	human		

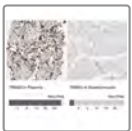


### Anti-TRIM2 antibody produced in rabbit

**Synonym(s):** Anti-KIAA0517, Anti-RNF86, Anti-Tripartite motif-containing 2, Anti-RING finger protein 86, Anti-Tripartite motif-containing protein 2

[All Photos](#) (6)


Product No.	Clonality	Application	Species Reactivity	Citations	SDS
<a href="#">HPA035854</a>	polyclonal	IF, IHC	human		
<a href="#">SAB4200206</a>	polyclonal	WB	human, rat	11	

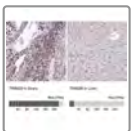


### Anti-TRIM33 antibody produced in rabbit

**Synonym(s):** Anti-E3 ubiquitin-protein ligase TRIM33, Anti-Ectodermin homolog, Anti-Protein Rfg7, Anti-RET-fused gene 7 protein, Anti-TIF1-gamma, Anti-Transcription intermediary factor 1-gamma, Anti-Tripartite motif-containing protein 33


[All Photos](#) (8)

Product No.	Clonality	Application	Species Reactivity	Citations	SDS
<a href="#">HPA004345</a>	polyclonal	IF, IHC	human	6	



### Anti-TRIM28 antibody produced in rabbit


[All Photos](#) (4)


Product No.	Clonality	Application	Species Reactivity	Citations	SDS
<a href="#">HPA064033</a>	polyclonal	IF, IHC	human	1	



### Anti-TRIM31 antibody produced in rabbit





Product No.	Clonality	Application	Species Reactivity	Citations	SDS
<b>HPA074175</b>	polyclonal	IF, IHC	human		



### **Anti-TRIM25 Antibody, clone 1B8 ZooMAb<sup>®</sup> Rabbit Monoclonal**

**All Photos** (7)




Product No.	Clonality	Application	Species Reactivity	Citations	SDS
<b>ZRB2331</b>	1B8, recombinant monoclonal	IHC, WB, affinity binding assay	human	 	



### **Anti-TRIM8 Antibody, clone 1118 ZooMAb<sup>®</sup> Rabbit Monoclonal**

**Synonym(s):** Anti-Aquaporin-2 Antibody, clone 1C22 ZooMAb<sup>®</sup> Rabbit Monoclonal




**All Photos** (8)

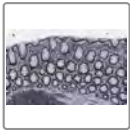
Product No.	Clonality	Application	Species Reactivity	Citations	SDS
<b>ZRB2295</b>	1118, recombinant monoclonal	ELISA, IHC, WB, affinity binding assay	rat, human	  	

**All  
Photos** (7)

## **Anti-TRIM28/KAP-1 Antibody, clone 1G5 ZooMAb<sup>®</sup> Rabbit Monoclonal**



**Synonym(s):** Anti-Rab9A Antibody, clone 1B16 ZooMAb<sup>®</sup> Rabbit Monoclonal

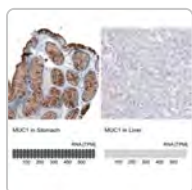
Product No.	Clonality	Application	Species Reactivity	Citations	SDS
<b>ZRB2495</b>	1G5, recombinant monoclonal	ICC, IHC, WB, affinity binding assay	mouse, human	  	



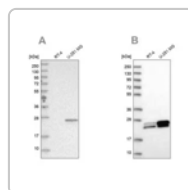
## **Anti-trimethyl-Histone H3 (Lys4) Antibody, clone MC315, ZooMAb<sup>®</sup> Rabbit Monoclonal**

**All  
Photos** (23)

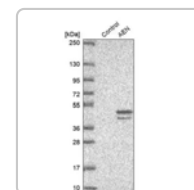
Product No.	Clonality	Application	Species Reactivity	Citations	SDS
<b>ZRB04791</b>	MC315, recombinant monoclonal monoclonal	ICC, IHC, WB, inhibition assay	human, mouse	 	



**Sigma-Aldrich  
AMAB91533  
Monoclonal  
Anti-MUC1...**




**Sigma-Aldrich  
HPA028118  
Anti-GUK1**



**Sigma-Aldric  
HPA0485  
Anti-AEN  
antibody.**




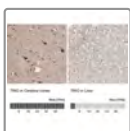


### Anti-TRIML2 antibody produced in rabbit

**Synonym(s):** Anti-FLJ25801, Anti-SPRYD6, Anti-Tripartite Motif Family-Like 2

[All Photos](#) (3)


Product No.	Clonality	Application	Species Reactivity	Citations	SDS
<a href="#">HPA043838</a>	polyclonal	IF, IHC	human	1	




### Anti-TRIO antibody produced in rabbit

**Synonym(s):** Anti-PTPRF-interacting protein, Anti-Triple functional domain protein



[All Photos](#) (5)

Product No.	Clonality	Application	Species Reactivity	Citations	SDS
<a href="#">HPA008157</a>	polyclonal	IHC	human	4	



### Anti-TRIOBP antibody produced in rabbit

[All Photos](#) (8)



Product No.	Clonality	Application	Species Reactivity	Citations	SDS
<a href="#">HPA003747</a>	polyclonal	IHC	human	5	
<a href="#">HPA019769</a>	polyclonal	IHC	human, rat, mouse	6	



### Anti-TRIP13 antibody produced in rabbit

**Synonym(s):** Anti-16E1BP, Anti-thyroid hormone receptor interactor 13

[All Photos](#) (11)

Product No.	Clonality	Application	Species Reactivity	Citations	SDS
<a href="#">HPA053093</a>	polyclonal	IHC	human	1	
<a href="#">HPA005727</a>	polyclonal	IF, IHC	human	7	



## Anti-TRIP12 antibody produced in rabbit

**Synonym(s):** Anti-KIAA0045

[All Photos](#) (9)

Product No.	Clonality	Application	Species Reactivity	Citations	SDS
<a href="#">HPA036835</a>	polyclonal	IF, IHC	human	1	
<a href="#">HPA045893</a>	polyclonal	IHC	human		



## Anti-TRIP12 Antibody, clone 2H6 ZooMAb<sup>®</sup> Rabbit Monoclonal

[All Photos](#) (11)

Product No.	Clonality	Application	Species Reactivity	Citations	SDS
<a href="#">ZRB2091</a>	2H6, recombinant monoclonal	ICC, IHC, WB, affinity binding assay	human		

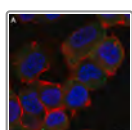


## Anti-Trk-B Antibody, clone 2B22 ZooMAb<sup>®</sup> Rabbit Monoclonal

**Synonym(s):** BDNF/NT-3 growth factors receptor, EC:2.7.10.1, GP145-TrkB, Neurotrophic tyrosine kinase receptor type 2, TrkB tyrosine kinase, Tropomyosin-related kinase B



[All Photos](#) (15)


Product No.	Clonality	Application	Species Reactivity	Citations	SDS
<a href="#">ZRB1281</a>	2B22, monoclonal recombinant monoclonal	ICC, IHC (p), WB, affinity binding assay	rat, human, mouse		



## Anti-TrkB Antibody, clone 3E18 ZooMAb<sup>®</sup> Rabbit Monoclonal

[All Photos](#) (8)


Product No.	Clonality	Application	Species Reactivity	Citations	SDS
<b>ZRB2714</b>	3E18, recombinant monoclonal	ELISA, ICC, affinity binding assay	human, mouse		 




### Anti-TRMT5 antibody produced in rabbit

**Synonym(s):** Anti-M1G-methyltransferase antibody produced in rabbit, Anti-tRNA [GM37] methyltransferase antibody produced in rabbit, Anti-tRNA methyltransferase 5 antibody produced in rabbit, Anti-tRNA-(guanine-N<sup>1</sup>) methyltransferase antibody produced in rabbit

**All Photos** (6)



Product No.	Clonality	Application	Species Reactivity	Citations	SDS
<b>HPA000943</b>	polyclonal	IF, IHC	human	3	

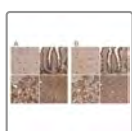


### Anti-TRMT112 antibody produced in rabbit

**Synonym(s):** Anti-Hspc152, Anti-Hspc170, Anti-Trm112, Anti-Trmt11-2, Anti-Trna methyltransferase 11-2 homolog (*S. cerevisiae*)

**All Photos** (4)



Product No.	Clonality	Application	Species Reactivity	Citations	SDS
<b>HPA040006</b>	polyclonal	IHC	human	1	
<b>HPA039901</b>	polyclonal	IHC	human		




### Anti-TRMT61B antibody produced in rabbit

**Synonym(s):** Anti-Potential tRNA, Anti-adenine-N(1

**All Photos** (12)


Product No.	Clonality	Application	Species Reactivity	Citations	SDS
<b>HPA026747</b>	polyclonal	IHC	human	3	
<b>HPA026751</b>	polyclonal	IHC	human	3	




### Anti-TRMT10B antibody produced in rabbit

**Synonym(s):** Anti-RG9MTD3, Anti-RNA, Anti-guanine-9-


**All Photos** (3)


Product No.	Clonality	Application	Species Reactivity	Citations	SDS
<a href="#">HPA021800</a>	polyclonal	IF, IHC	human	3	



### Anti-TRMT10C antibody produced in rabbit

[All Photos](#) (7)


Product No.	Clonality	Application	Species Reactivity	Citations	SDS
<a href="#">HPA036671</a>	polyclonal	IF, IHC	human	2	




### Anti-TRMT1L antibody produced in rabbit

**Synonym(s):** Anti-C1orf25, Anti-TRM1-like protein

[All Photos](#) (3)


Product No.	Clonality	Application	Species Reactivity	Citations	SDS
<a href="#">HPA026728</a>	polyclonal	IF, IHC	human		




### Anti-TRNAU1AP antibody produced in rabbit

**Synonym(s):** Anti-FLJ20503, Anti-GNGT11, Anti-SECP43, Anti-TRSPAP1, Anti-tRNA selenocysteine 1 associated protein 1

[All Photos](#) (2)


Product No.	Clonality	Application	Species Reactivity	Citations	SDS
<a href="#">HPA032069</a>	polyclonal	IHC	human		

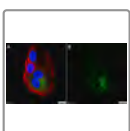


### Anti-TRNT1 antibody produced in rabbit

**Synonym(s):** Anti-CCA1, Anti-CGI-47, Anti-MtCCA, Anti-TRNA nucleotidyl transferase, CCA-adding, 1

[All Photos](#) (4)




Product No.	Clonality	Application	Species Reactivity	Citations	SDS
<a href="#">HPA036938</a>	polyclonal	IF, IHC	human, rat	1	

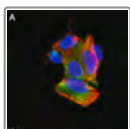


### Anti-Trop2 Antibody, clone 2G10 ZooMAb<sup>®</sup> Mouse Monoclonal

**Synonym(s):** Anti-CD43 Antibody, clone 1O6 ZooMAb<sup>®</sup> Rabbit Monoclonal



**All Photos** (8)

Product No.	Clonality	Application	Species Reactivity	Citations	SDS
<b>ZMS1193</b>	2G10, recombinant monoclonal	ELISA, FACS, ICC, WB, affinity binding assay	human	  	



**Anti-TRPA1 Antibody, clone 2N14 ZooMAb<sup>®</sup> Rabbit Monoclonal**


**All Photos** (9)

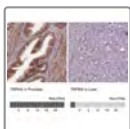
Product No.	Clonality	Application	Species Reactivity	Citations	SDS
<b>ZRB1471</b>	2N14, recombinant monoclonal	ELISA, ICC, WB, affinity binding assay	human	 	



**Anti-TRPM7 antibody produced in rabbit**

**All Photos** (4)


Product No.	Clonality	Application	Species Reactivity	Citations	SDS
<b>HPA052173</b>	polyclonal	IF, IHC	human		

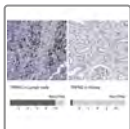


**Anti-TRPM4 antibody produced in rabbit**

**Synonym(s):** Anti-FLJ20041, Anti-transient receptor potential cation channel, subfamily M, member 4

**All Photos** (6)

Product No.	Clonality	Application	Species Reactivity	Citations	SDS
<b>HPA041169</b>	polyclonal	IF, IHC	human	1	



## Anti-TRPM2 antibody produced in rabbit

[All Photos](#) (3)

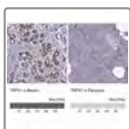
Product No.	Clonality	Application	Species Reactivity	Citations	SDS
<a href="#">HPA035260</a>	polyclonal	IHC	human	2	



## Anti-TRPM3 antibody produced in rabbit

[All Photos](#) (3)

Product No.	Clonality	Application	Species Reactivity	Citations	SDS
<a href="#">HPA074393</a>	polyclonal	IF, IHC	human		

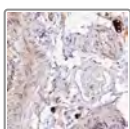


## Anti-TRPS1

**Synonym(s):** GC79, LGCR

[All Photos](#) (5)

Product No.	Clonality	Application	Species Reactivity	Citations	SDS
<a href="#">HPA071767</a>	polyclonal	IHC	human		

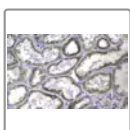


## Anti-TRPV2 antibody produced in rabbit

**Synonym(s):** Anti-Transient Receptor Potential Cation Channel, Subfamily V, Member 2, Anti-VRL, Anti-VRL-1, Anti-VRL1



[All Photos](#) (5)

Product No.	Clonality	Application	Species Reactivity	Citations	SDS
<a href="#">HPA044993</a>	polyclonal	IF, IHC	human	7	



## Anti-TRPV1 Antibody, clone 1N19 ZooMAb<sup>®</sup> Rabbit Monoclonal

[All Photos](#) (11)


Product No.	Clonality	Application	Species Reactivity	Citations	SDS
<b>ZRB2312</b>	1N19, recombinant monoclonal	ICC, IHC, WB, affinity binding assay	mouse, monkey, human	 	

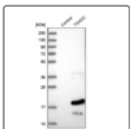


### Anti-TRUB1 antibody produced in rabbit

**Synonym(s):** Anti-PUS4, Anti-TruB pseudouridine ( $\psi$ ) synthase homolog 1 (*E. coli*)

[All Photos](#) (6)


Product No.	Clonality	Application	Species Reactivity	Citations	SDS
<b>HPA037914</b>	polyclonal	IF, IHC	human		

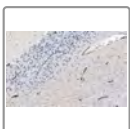


### Anti-TSACC antibody produced in rabbit

**Synonym(s):** Anti-C1orf182, Anti-SIP, Anti-SSTK-IP



[All Photos](#) (2)

Product No.	Clonality	Application	Species Reactivity	Citations	SDS
<b>HPA029897</b>	polyclonal	IF, IHC, WB	human		



### Anti-TSC1 Antibody, clone 1C10 ZooMAb<sup>®</sup> Rabbit Monoclonal



[All Photos](#) (13)

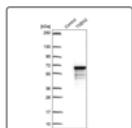
Product No.	Clonality	Application	Species Reactivity	Citations	SDS
<b>ZRB1960</b>	1C10, recombinant monoclonal	ICC, IHC, affinity binding assay	human	 	

**All**  
**Photos** (11)

## Anti-TSC2 Antibody, clone 4H10 ZooMAb<sup>®</sup> Rabbit Monoclonal

**Synonym(s):** Tuberous sclerosis 2 protein



Product No.	Description	SDS
<b>ZRB1080</b>	recombinant, expressed in HEK 293 cells	 



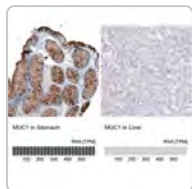
### Anti-TSEN2 antibody produced in rabbit

**Synonym(s):** Anti-MGC2776, Anti-SEN2, Anti-SEN2L, Anti-tRNA splicing endonuclease 2 homolog (S. cerevisiae)

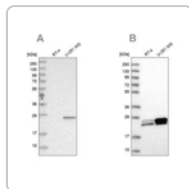
**All**  
**Photos** (5)

Product No.	Clonality	Application	Species Reactivity	Citations	SDS
<b>HPA027125</b>	polyclonal	IHC, WB	human		
<b>HPA027268</b>	polyclonal	IF, IHC	human		

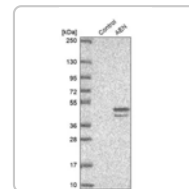




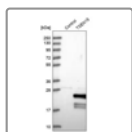
Sigma-Aldrich  
**AMAB91533**  
 Monoclonal  
 Anti-MUC1...



Sigma-Aldrich  
**HPA028118**  
 Anti-GUK1




Sigma-Aldrich  
**HPA0485**  
 Anti-AEN  
 antibody.

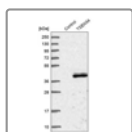


### Anti-TSEN15 antibody produced in rabbit

**Synonym(s):** Anti-C1orf19, Anti-TRNA splicing endonuclease 15 homolog (*S. cerevisiae*)

[All Photos](#) (3)


Product No.	Clonality	Application	Species Reactivity	Citations	SDS
<b>HPA029237</b>	polyclonal	IF, IHC	human		




### Anti-TSEN34 antibody produced in rabbit

**Synonym(s):** Anti-Leng5, Anti-Sen34, Anti-Sen34l, Anti-Trna splicing endonuclease 34 homolog (*S. cerevisiae*)

[All Photos](#) (2)


Product No.	Clonality	Application	Species Reactivity	Citations	SDS
<b>HPA041111</b>	polyclonal	IHC	human		



### Anti-TSG101 antibody produced in rabbit

**Synonym(s):** Anti-ESCRT-I complex subunit TSG101, Anti-Tumor susceptibility gene 101 protein



[All Photos](#) (7)

Product No.	Clonality	Application	Species Reactivity	Citations	SDS
<b>HPA006161</b>	polyclonal	IF, IHC	mouse, rat, human	19	



**Anti-TSG101 Antibody, clone 2H18 ZooMAb<sup>®</sup> Rabbit Monoclonal**


## All Photos (8)


Product No.	Clonality	Application	Species Reactivity	Citations	SDS
<b>ZRB1244</b>	2H18, recombinant monoclonal	ICC, IHC (p), WB, affinity binding assay	mouse, human		 



### Anti-TSKS antibody produced in rabbit

## All Photos (3)


Product No.	Clonality	Application	Species Reactivity	Citations	SDS
<b>HPA045729</b>	polyclonal	IHC	human		




### Anti-TSKU antibody produced in rabbit

**Synonym(s):** Anti-E2-induced gene 4 protein, Anti-Leucine-rich repeat-containing protein 54, Anti-Tsukushi, Anti-Tsukushin precursor

## All Photos (8)


Product No.	Clonality	Application	Species Reactivity	Citations	SDS
<b>HPA008164</b>	polyclonal	IF, IHC	rat, human, mouse	1	



### Anti-TSNAX antibody produced in rabbit

**Synonym(s):** Anti-TRAX, Anti-translin-associated factor X

## All Photos (2)


Product No.	Clonality	Application	Species Reactivity	Citations	SDS
<b>HPA031055</b>	polyclonal	IHC	human		



### Anti-TSPAN13 antibody produced in rabbit

**Synonym(s):** Anti-NET-6, Anti-TM4SF13, Anti-tetraspanin 13

## All Photos (4)


Product No.	Clonality	Application	Species Reactivity	Citations	SDS
<a href="#">HPA007426</a>	polyclonal	IF, IHC	human	5	

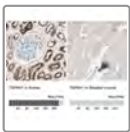


### Anti-TSPAN7 antibody produced in rabbit

**Synonym(s):** Anti-A15, Anti-CD231, Anti-DXS1692E, Anti-MRX58, Anti-MXS1, Anti-TALLA-1, Anti-TM4SF2

[All Photos](#) (2)


Product No.	Clonality	Application	Species Reactivity	Citations	SDS
<a href="#">HPA003140</a>	polyclonal	IHC	human	3	




### Anti-TSPAN1 antibody produced in rabbit

**Synonym(s):** Anti-NET-1, Anti-TSPAN-1

[All Photos](#) (7)


Product No.	Clonality	Application	Species Reactivity	Citations	SDS
<a href="#">HPA011909</a>	polyclonal	IF, IHC	human	3	

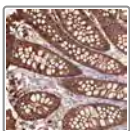


### Anti-TSPAN9 antibody produced in rabbit

**Synonym(s):** Anti-Tetraspan NET-5, Anti-Tetraspanin-9, Anti-Tspan-9

[All Photos](#) (3)


Product No.	Clonality	Application	Species Reactivity	Citations	SDS
<a href="#">HPA014002</a>	polyclonal	IF, IHC	human	2	

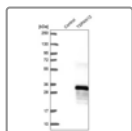


### Anti-TSPAN8 antibody produced in rabbit

**Synonym(s):** Anti-CO-029, Anti-TM4SF3

[All Photos](#) (5)

Product No.	Clonality	Application	Species Reactivity	Citations	SDS
<a href="#">HPA044337</a>	polyclonal	IF, IHC	human		



## Anti-TSPAN12 antibody produced in rabbit

[All Photos](#) (2)

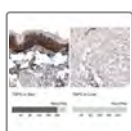
Product No.	Clonality	Application	Species Reactivity	Citations	SDS
<a href="#">HPA058244</a>	polyclonal	IHC	human		



## Anti-TSPAN16 antibody produced in rabbit

[All Photos](#) (3)

Product No.	Clonality	Application	Species Reactivity	Citations	SDS
<a href="#">HPA076551</a>	polyclonal	IF, IHC	human		



## Anti-TSP0 antibody produced in mouse

[All Photos](#) (14)

Product No.	Clonality	Application	Species Reactivity	Citations	SDS
<a href="#">AMAB91853</a>	CL13358, monoclonal	IF, IHC, WB	human		
<a href="#">AMAB91854</a>	CL13359, monoclonal	IF, IHC, WB	human		



## Anti-TSP0AP1 antibody produced in rabbit

**Synonym(s):** Anti-PBR-IP, Anti-PRAX-1, Anti-Peripheral benzodiazepine receptor-interacting protein, Anti-Peripheral-type benzodiazepine receptor-associated protein 1, Anti-RIM-BP1, Anti-RIMS-binding protein 1

[All Photos](#) (10)


Product No.	Clonality	Application	Species Reactivity	Citations	SDS
<a href="#">HPA024662</a>	polyclonal	IHC	human	3	
<a href="#">HPA025244</a>	polyclonal	IHC	human	3	

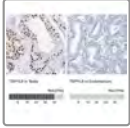


## Anti-TSPYL5 antibody produced in rabbit

**Synonym(s):** Anti-AP003115.1, Anti-Testis-specific Y-encoded-like protein 5 (TSPY-like protein 5)

## All Photos (4)



Product No.	Clonality	Application	Species Reactivity	Citations	SDS
<a href="#">HPA031347</a>	polyclonal	IF, IHC	human		



### Anti-TSPYL6 antibody produced in rabbit

**Synonym(s):** Anti-TSPY-like 6

## All Photos (8)


Product No.	Clonality	Application	Species Reactivity	Citations	SDS
<a href="#">HPA034699</a>	polyclonal	IF, IHC	human		
<a href="#">HPA034700</a>	polyclonal	IF, IHC	human	1	

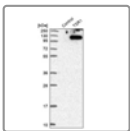


### Anti-TSPYL1 antibody produced in rabbit

**Synonym(s):** Anti-TSPYL

## All Photos (3)


Product No.	Clonality	Application	Species Reactivity	Citations	SDS
<a href="#">HPA031970</a>	polyclonal	IF, IHC	human		

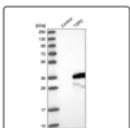


### Anti-TSR1 antibody produced in rabbit

**Synonym(s):** Anti-Pre-rRNA-processing protein TSR1 homolog

## All Photos (2)


Product No.	Clonality	Application	Species Reactivity	Citations	SDS
<a href="#">HPA024434</a>	polyclonal	IHC	human		




### Anti-TSR2 antibody produced in rabbit

**Synonym(s):** Anti-DT1P1A10, Anti-RP1-112K5.2, Anti-TSR2, 20S rRNA accumulation, homolog (*S. cerevisiae*), Anti-WGG1

## All Photos (3)

Product No.	Clonality	Application	Species Reactivity	Citations	SDS
<a href="#">HPA030514</a>	polyclonal	IF, IHC, WB	human		



## Anti-TSSC1 antibody produced in rabbit

**Synonym(s):** Anti-Tumor suppressing subtransferable candidate 1, Anti-tumor suppressing subtransferable candidate 1

[All](#)

[Photos](#) (4)

Product No.	Clonality	Application	Species Reactivity	Citations	SDS
<a href="#">HPA031233</a>	polyclonal	IHC	human		
<a href="#">HPA031232</a>	polyclonal	IHC	human		

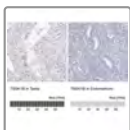


## Anti-TSSK4

**Synonym(s):** C14orf20, STK22E

[All Photos](#) (3)

Product No.	Clonality	Application	Species Reactivity	Citations	SDS
<a href="#">HPA077103</a>	polyclonal	IHC	human		



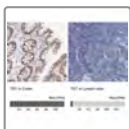
## Anti-TSSK1B antibody produced in rabbit

**Synonym(s):** Anti-FKSG81, Anti-SPOGA4, Anti-STK22D, Anti-TSSK1, Anti-testis-specific serine kinase 1B

[All](#)

[Photos](#) (4)

Product No.	Clonality	Application	Species Reactivity	Citations	SDS
<a href="#">HPA027827</a>	polyclonal	IHC	human		



## Anti-TST antibody produced in rabbit

**Synonym(s):** Anti-Rhodanese antibody produced in rabbit, Anti-Thiosulfate sulfurtransferase antibody produced in rabbit

[All](#)

[Photos](#) (18)

Product No.	Clonality	Application	Species Reactivity	Citations	SDS
<a href="#">HPA003044</a>	polyclonal	IF, IHC	human		
<a href="#">HPA003643</a>	polyclonal	IHC	human	1	




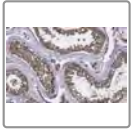
## Anti-TSTA3 antibody produced in rabbit



**Synonym(s):** Anti-GDP-4-keto-6-deoxy-D-mannose-3,5-epimerase-4-reductase, Anti-GDP-L-fucose synthetase, Anti-Protein FX, Anti-Red cell NADP(H)



**All Photos** (3)

Product No.	Clonality	Application	Species Reactivity	Citations	SDS
<b>HPA023361</b>	polyclonal	IF, IHC	human	5	



**Anti-TSTA3 Antibody, clone 2N10-H1 ZooMAb<sup>®</sup> Rabbit Monoclonal**

**All Photos** (11)


Product No.	Clonality	Application	Species Reactivity	Citations	SDS
<b>ZRB1198</b>	2N10-H1, monoclonal recombinant monoclonal	ICC, IHC (p), WB, affinity binding assay	human		 



**Anti-TTBK2 antibody produced in rabbit**


**Synonym(s):** Anti-Tau-tubulin kinase 2

**All Photos** (5)

Product No.	Clonality	Application	Species Reactivity	Citations	SDS
<b>HPA018113</b>	polyclonal	IHC, WB	human	22	

## All Photos (5) **Anti-TTBK1 antibody produced in rabbit**

**Synonym(s):** Anti-KIAA1855, Anti-Tau tubulin kinase 1


Product No.	Clonality	Application	Species Reactivity	Citations	SDS
<b>HPA031736</b>	polyclonal	IHC	human	4	

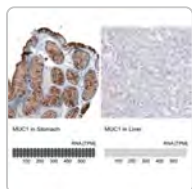


## **Anti-TTC19 antibody produced in rabbit**

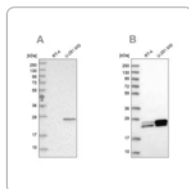
**Synonym(s):** Anti-TPR repeat protein 19, Anti-Tetratricopeptide repeat protein 19

## All Photos (3)

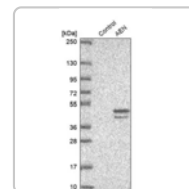
Product No.	Clonality	Application	Species Reactivity	Citations	SDS
<b>HPA023010</b>	polyclonal	IF, IHC	human	4	



Sigma-Aldrich  
**AMAB91533**  
Monoclonal  
Anti-MUC1...



Sigma-Aldrich  
**HPA028118**  
Anti-GUK1



Sigma-Aldric  
**HPA0485**  
Anti-AEN  
antibody.



## **Anti-TTC38 antibody produced in rabbit**

**Synonym(s):** Anti-FLJ20699, Anti-tetratricopeptide repeat domain 38





Photos (8)

Product No.	Clonality	Application	Species Reactivity	Citations	SDS
<a href="#">HPA029302</a>	polyclonal	IF, IHC	human, rat		

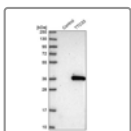


### Anti-TTC36 antibody produced in rabbit

**Synonym(s):** Anti-HBP21, Anti-Tetratricopeptide repeat domain 36

[All Photos](#) (6)

Product No.	Clonality	Application	Species Reactivity	Citations	SDS
<a href="#">HPA038731</a>	polyclonal	IHC	human	1	

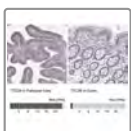


### Anti-TTC33 antibody produced in rabbit

**Synonym(s):** Anti-OSRF, Anti-Tetratricopeptide repeat domain 33

[All Photos](#) (3)

Product No.	Clonality	Application	Species Reactivity	Citations	SDS
<a href="#">HPA038252</a>	polyclonal	IF, IHC	human		




### Anti-TTC26 antibody produced in rabbit

**Synonym(s):** Anti-DYF13, Anti-Dyf-13, Anti-FLJ12571, Anti-Tetratricopeptide repeat domain 26

[All Photos](#) (3)

Product No.	Clonality	Application	Species Reactivity	Citations	SDS
<a href="#">HPA036338</a>	polyclonal	IHC	human		

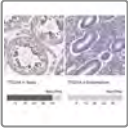


### Anti-TTC39A antibody produced in rabbit

**Synonym(s):** Anti-C1orf34, Anti-DEME-6, Anti-KIAA0452, Anti-tetratricopeptide repeat domain 39A

[All Photos](#) (2)

Product No.	Clonality	Application	Species Reactivity	Citations	SDS
<a href="#">HPA028098</a>	polyclonal	IHC, WB	human		



## Anti-TTC21A antibody produced in rabbit

**Synonym(s):** Anti-STI2

[All Photos](#) (4)

Product No.	Clonality	Application	Species Reactivity	Citations	SDS
<a href="#">HPA035510</a>	polyclonal	IF, IHC	human		

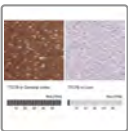


## Anti-TTC7A antibody produced in rabbit

**Synonym(s):** Anti-KIAA1140, Anti-TTC7, Anti-Tetratricopeptide repeat domain 7A

[All Photos](#) (5)

Product No.	Clonality	Application	Species Reactivity	Citations	SDS
<a href="#">HPA036782</a>	polyclonal	IHC	human		

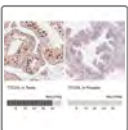


## Anti-TTC7B antibody produced in rabbit

**Synonym(s):** Anti-TTC7L1

[All Photos](#) (9)

Product No.	Clonality	Application	Species Reactivity	Citations	SDS
<a href="#">HPA058363</a>	polyclonal	IHC	human		
<a href="#">HPA059577</a>	polyclonal	IF, IHC	human		




## Anti-TTC23L antibody produced in rabbit

**Synonym(s):** Anti-FLJ25439, Anti-Tetratricopeptide repeat domain 23-like

[All Photos](#) (3)



Product No.	Clonality	Application	Species Reactivity	Citations	SDS
<a href="#">HPA037807</a>	polyclonal	IHC	human		




## Anti-TTI2 antibody produced in rabbit

**Synonym(s):** Anti-C8orf41, Anti-FLJ23263

[All Photos](#) (6)


Product No.	Clonality	Application	Species Reactivity	Citations	SDS
<a href="#">HPA029823</a>	polyclonal	IF, IHC	human	1	
<a href="#">HPA023523</a>	polyclonal	IF, IHC	human	1	



### Anti-TTLL10 antibody produced in rabbit

**Synonym(s):** Anti-Flj36119, Anti-Ttll5, Anti-Tubulin tyrosine ligase-like family, member 10


[All Photos](#) (2)

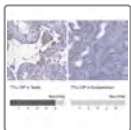
Product No.	Clonality	Application	Species Reactivity	Citations	SDS
<a href="#">HPA042712</a>	polyclonal	IHC, WB	human	1	



### Anti-TTLL6 antibody produced in rabbit

[All Photos](#) (3)


Product No.	Clonality	Application	Species Reactivity	Citations	SDS
<a href="#">HPA052397</a>	polyclonal	IHC	human		



### Anti-TTLL13P antibody produced in rabbit

**Synonym(s):** Anti-FLJ46079, Anti-MGC33417, Anti-tubulin tyrosine ligase-like family, member 13

[All Photos](#) (3)


Product No.	Clonality	Application	Species Reactivity	Citations	SDS
<a href="#">HPA041305</a>	polyclonal	IHC (p)	human		



### Anti-TTN

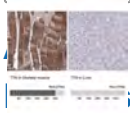
**Synonym(s):** CMD1G, CMH9, CMPD4, FLJ32040, LGMD2J, MYLK5, TMD

[All Photos](#) (3)

Product No.	Clonality	Application	Species Reactivity	Citations	SDS
<a href="#">HPA030048</a>	polyclonal	IHC	human		




### Anti-TTN antibody produced in rabbit



**Synonym(s):** Anti-Connectin antibody produced in rabbit, Anti-Rhabdomyosarcoma antigen MU-RMS-40.14 antibody produced in rabbit, Anti-Titin antibody produced in rabbit

(5)

Product No.	Clonality	Application	Species Reactivity	Citations	SDS
<b>HPA007042</b>	polyclonal	IHC	human	5	




### Anti-TTP (N-terminal) antibody produced in rabbit

**Synonym(s):** Anti-G0/G1 switch regulatory protein 24, Anti-GOS24, Anti-Growth factor-inducible nuclear protein NUP475, Anti-NUP475, Anti-RNF162A, Anti-TIS11, Anti-Tristetraprolin, Anti-Zfp36, Zinc finger protein 36 homolog Protein

[All Photos](#) (4)

Product No.	Clonality	Application	Species Reactivity	Citations	SDS
<b>T5327</b>	polyclonal	IP, WB	human	29	



### Anti-TTPAL antibody produced in rabbit

**Synonym(s):** Anti-C20orf121, Anti-Tocopherol (Alpha) Transfer Protein-Like, Anti-dJ179M20.3

[All Photos](#) (2)

Product No.	Clonality	Application	Species Reactivity	Citations	SDS
<b>HPA046957</b>	polyclonal	IHC	human		



### Anti-TTR antibody produced in rabbit

[All Photos](#) (4)

Product No.	Clonality	Application	Species Reactivity	Citations	SDS
<b>HPA002550</b>	polyclonal	IF, IHC	human	5	

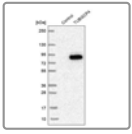


### Anti-TUBB6 Antibody, clone 1F12 ZooMAb<sup>®</sup> Rabbit Monoclonal

[All Photos](#) (11)

Product No.	Clonality	Application	Species Reactivity	Citations	SDS
<b>ZRB2285</b>	1F12, recombinant monoclonal	ICC, IHC, WB, affinity	mouse, human, rat		

Product No.	Clonality	Application	Species Reactivity	Citations	SDS
		binding assay			

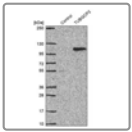


### Anti-TUBGCP4 antibody produced in rabbit

**Synonym(s):** Anti-76p, Anti-Flj14797, Anti-Tubulin,  $\gamma$  complex associated protein 4

[All Photos](#) (3)

Product No.	Clonality	Application	Species Reactivity	Citations	SDS
<b>HPA043212</b>	polyclonal	IF, IHC	human		



### Anti-TUBGCP3 antibody produced in rabbit

**Synonym(s):** Anti-GCP3, Anti-SPBC98, Anti-Spc98p, Anti-Tubulin, Gamma Complex Associated Protein 3

[All Photos](#) (2)

Product No.	Clonality	Application	Species Reactivity	Citations	SDS
<b>HPA043913</b>	polyclonal	IHC	human		



### Anti-Tubulin $\gamma$ -2 Antibody, clone 1M19 ZooMAb<sup>®</sup> Rabbit Monoclonal

[All Photos](#) (8)

Product No.	Clonality	Application	Species Reactivity	Citations	SDS
<b>ZRB1123</b>	1M19, monoclonal recombinant monoclonal	IHC (p), WB, affinity binding assay	human		




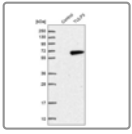
### Anti-TUFM antibody produced in rabbit

**Synonym(s):** Anti-EF-Tu, Anti-Elongation factor Tu, mitochondrial precursor, Anti-P43, Anti-Elongation factor Tu, mitochondrial

[All Photos](#) (14)

Product No.	Clonality	Application	Species Reactivity	Citations	SDS
<b>HPA018991</b>	polyclonal	IF, IHC	human	5	


Product No.	Clonality	Application	Species Reactivity	Citations	SDS
<b>HPA024087</b>	polyclonal	IF, IHC	human	2	




### Anti-TULP3 antibody produced in rabbit

**Synonym(s):** Anti-Tubby-like protein 3, Anti-Tubby-related protein 3

[All Photos](#) (2)


Product No.	Clonality	Application	Species Reactivity	Citations	SDS
<b>HPA015285</b>	polyclonal	IHC	human	4	

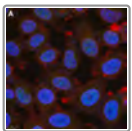


### Anti-TUSC2 antibody produced in rabbit

**Synonym(s):** Anti-C3orf11, Anti-DDP, Anti-DFN1, Anti-FUS1, Anti-MTS, Anti-PAP, Anti-PDAP2, Anti-tumor suppressor candidate 2



[All Photos](#) (2)

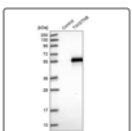
Product No.	Clonality	Application	Species Reactivity	Citations	SDS
<b>HPA030116</b>	polyclonal	IHC (p), WB	human		



### Anti-Twist1 Antibody, clone 4L15 ZoomAb<sup>®</sup> Rabbit Monoclonal

[All Photos](#) (8)



Product No.	Clonality	Application	Species Reactivity	Citations	SDS
<b>ZRB1203</b>	4L15, recombinant monoclonal	ICC, WB, affinity binding assay	mouse, human		 

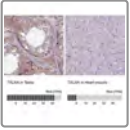


### Anti-TWISTNB antibody produced in rabbit

**Synonym(s):** Anti-DNA-directed RNA polymerase I subunit RPA43, Anti-Twist neighbor protein

[All Photos](#) (8)



Product No.	Clonality	Application	Species Reactivity	Citations	SDS
<b>HPA022416</b>	polyclonal	IF, IHC	human	4	
<b>HPA019071</b>	polyclonal	IF, IHC	human	3	



## Anti-TXLNA antibody produced in rabbit




**Synonym(s):** Anti-DKFZp451J0118, Anti-Taxilin  $\alpha$

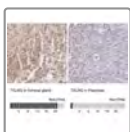
### All Photos (11)

Product No.	Clonality	Application	Species Reactivity	Citations	SDS
<a href="#">HPA072477</a>	polyclonal	IHC	human		
<a href="#">HPA045383</a>	polyclonal	IF, IHC	human		

## All Anti-TXLNB antibody produced in rabbit



**Photos** (19) **Synonym(s):** Anti-C6orf198, Anti-DKFZp451A175, Anti-MDP77, Anti-dJ522B19.2, Anti-ATP6G, Anti-ATP6G2, Anti-Em:AC004181.3, Anti-NG38, Anti-Vma10, Anti-taxilin  $\beta$

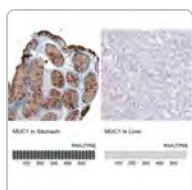
Product No.	Clonality	Application	Species Reactivity	Citations	SDS
<b>HPA030401</b>	polyclonal	IHC, WB	human		
<b>HPA030403</b>	polyclonal	IHC, WB	human		
<b>HPA030402</b>	polyclonal	IHC	human	1	



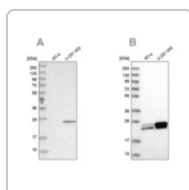
## ANTI-TXLNG antibody produced in rabbit

**All Photos** (7)

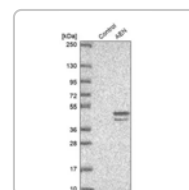
Product No.	Clonality	Application	Species Reactivity	Citations	SDS
<b>HPA000297</b>	polyclonal	IHC, WB	human		
<b>HPA000841</b>	polyclonal	IHC	mouse, human, rat	3	



Sigma-Aldrich  
**AMAB91533**  
Monoclonal  
Anti-MUC1...



Sigma-Aldrich  
**HPA028118**  
Anti-GUK1



Sigma-Aldrich  
**HPA0485**  
Anti-AEN  
antibody.





## Anti-TXN antibody produced in rabbit

[All Photos](#) (14)

Product No.	Clonality	Application	Species Reactivity	Citations	SDS
<a href="#">HPA055752</a>	polyclonal	IHC	human		
<a href="#">HPA047478</a>	polyclonal	IF, IHC	human	1	

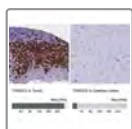


## Anti-TXNDC2 antibody produced in rabbit

**Synonym(s):** Anti-Spermatid-specific thioredoxin-1, Anti-Sptrx-1, Anti-Thioredoxin domain-containing protein 2

[All Photos](#) (3)

Product No.	Clonality	Application	Species Reactivity	Citations	SDS
<a href="#">HPA018817</a>	polyclonal	IHC	human	1	



## Anti-TXNDC5 antibody produced in rabbit

**Synonym(s):** Anti-ERp46, Anti-EndoPDI, Anti-FLJ21353, Anti-FLJ90810, Anti-Hcc-2, Anti-MGC3178, Anti-PDIA15, Anti-thioredoxin domain containing 5 (endoplasmic reticulum)


[All Photos](#) (9)


Product No.	Clonality	Application	Species Reactivity	Citations	SDS
<a href="#">HPA034678</a>	polyclonal	IF, IHC	human		
<a href="#">HPA034677</a>	polyclonal	IHC	human		



## Anti-TXNIP antibody produced in rabbit



[All Photos](#) (6)

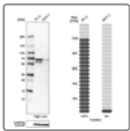
Product No.	Clonality	Application	Species Reactivity	Citations	SDS
<b>HPA053694</b>	polyclonal	IF, IHC	human		



## Anti-TXNIP Antibody, clone 1K14 ZooMAb<sup>®</sup> Rabbit Monoclonal

**All Photos** (17)


Product No.	Clonality	Application	Species Reactivity	Citations	SDS
<b>ZRB2041</b>	1K14, recombinant monoclonal	ICC, IHC, WB, affinity binding assay	mouse, human	 	



## Anti-TXNRD1 antibody produced in rabbit

**Synonym(s):** Anti-GRIM-12, Anti-KM-102-derived reductase-like factor, Anti-TR, Anti-Thioredoxin reductase 1, cytoplasmic, Anti-Thioredoxin reductase TR1



**All Photos** (3)

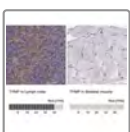
Product No.	Clonality	Application	Species Reactivity	Citations	SDS
<b>HPA001395</b>	polyclonal	IHC	human	8	



## Anti-TYK2 Antibody, clone 2H22 ZooMAb<sup>®</sup> Rabbit Monoclonal

**All Photos** (8)


Product No.	Clonality	Application	Species Reactivity	Citations	SDS
<b>ZRB2140</b>	2H22, recombinant monoclonal	IHC, WB, affinity binding assay	human, monkey	 	

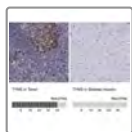


## Anti-TYMP antibody produced in rabbit

**Synonym(s):** Anti-ECGF1, Anti-Gliostatin, Anti-PD-ECGF, Anti-Platelet-derived endothelial cell growth factor, Anti-TP, Anti-TdRPase, Anti-Thymidine phosphorylase precursor


**All Photos** (9)

Product No.	Clonality	Application	Species Reactivity	Citations	SDS
<a href="#">HPA001072</a>	polyclonal	IHC	human	12	
<a href="#">HPA000530</a>	polyclonal	IF	human		



### Anti-TYMS antibody produced in rabbit



[All Photos](#) (4)

Product No.	Clonality	Application	Species Reactivity	Citations	SDS
<a href="#">HPA074922</a>	polyclonal	IF, IHC, WB	human	1	



### Anti-TYMS Antibody, clone 1E20 ZooMAb<sup>®</sup> Rabbit Monoclonal


[All Photos](#) (14)

Product No.	Clonality	Application	Species Reactivity	Citations	SDS
<a href="#">ZRB2019</a>	1E20, recombinant monoclonal	FACS, ICC, IHC, WB, affinity binding assay	rat, human		 



### Anti-TYR antibody produced in rabbit

[All Photos](#) (4)


Product No.	Clonality	Application	Species Reactivity	Citations	SDS
<a href="#">HPA064583</a>	polyclonal	IF, IHC	human	1	



### Anti-TYROBP antibody produced in rabbit

**Synonym(s):** Dap12, Karap, Plo-sl, Plosl

[All Photos](#) (4)



Product No.	Clonality	Application	Species Reactivity	Citations	SDS
<a href="#">HPA041899</a>	polyclonal	IHC	human	1	

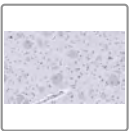


**Anti-Tyrosine Hydroxylase Antibody, clone 2/40/15**  
**ZooMAb<sup>®</sup> Mouse Monoclonal**

**Synonym(s):** EC: 1.14.62.2, TH, Tyrosine 3-hydroxylase, Tyrosine 3-monoxygenase



[All Photos](#) (13)

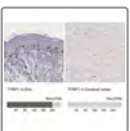
Product No.	Clonality	Application	Species Reactivity	Citations	SDS
<a href="#">ZMS1033</a>	2/40/15, recombinant monoclonal monoclonal	ICC, IHC (p), WB	human, mouse, rat		 



**Anti-Tyrosine Hydroxylase Antibody, clone 3M12,**  
**ZooMAb<sup>®</sup> Rabbit Monoclonal**


[All Photos](#) (20)

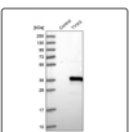
Product No.	Clonality	Application	Species Reactivity	Citations	SDS
<a href="#">ZRB2381</a>	3M12, monoclonal recombinant monoclonal	ICC, IF, IHC (p), WB	rat, mouse		 



**Anti-TYRP1 antibody produced in rabbit**

[All Photos](#) (8)


Product No.	Clonality	Application	Species Reactivity	Citations	SDS
<a href="#">HPA000937</a>	polyclonal	IF, IHC	human	2	




**Anti-TYW3 antibody produced in rabbit**

**Synonym(s):** Anti-C1orf171, Anti-FLJ40918, Anti-tRNA-yW synthesizing protein 3 homolog (S. cerevisiae)

[All Photos](#) (3)


Product No.	Clonality	Application	Species Reactivity	Citations	SDS
<a href="#">HPA029641</a>	polyclonal	IF, IHC	human		




### Anti-U2AF1 antibody produced in rabbit

**Synonym(s):** Anti-RN, Anti-RNU2AF1, Anti-U2 Small Nuclear RNA Auxiliary Factor 1, Anti-U2AF35, Anti-U2AFBP

[All Photos](#) (3)


Product No.	Clonality	Application	Species Reactivity	Citations	SDS
<a href="#">HPA044833</a>	polyclonal	IF, IHC, WB	human	3	




### Anti-U2AF2 antibody produced in rabbit

**Synonym(s):** Anti-U2AF65

[All Photos](#) (2)


Product No.	Clonality	Application	Species Reactivity	Citations	SDS
<a href="#">HPA043562</a>	polyclonal	IHC	human		

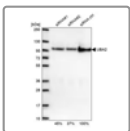


### Anti-UAP1 antibody produced in rabbit

**Synonym(s):** Anti-AGX antibody produced in rabbit, Anti-Antigen X antibody produced in rabbit, Anti-Sperm-associated antigen 2 antibody produced in rabbit, Anti-UDP-N-acetylhexosamine pyrophosphorylase antibody produced in rabbit

[All Photos](#) (4)


Product No.	Clonality	Application	Species Reactivity	Citations	SDS
<a href="#">HPA014659</a>	polyclonal	IF, IHC	human	8	

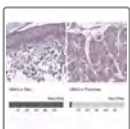


### Anti-UBA2 antibody produced in rabbit

**Synonym(s):** Anti-ARX, Anti-FLJ13058, Anti-HRIHFB2115, Anti-SAE2


[All Photos](#) (3)

Product No.	Clonality	Application	Species Reactivity	Citations	SDS
<a href="#">HPA041436</a>	polyclonal	IF, IHC, WB	human	6	



### Anti-UBA3 antibody produced in rabbit


## All Photos (5)

Product No.	Clonality	Application	Species Reactivity	Citations	SDS
<a href="#">HPA065335</a>	polyclonal	IF, IHC	human		





### ANTI-UBA1 antibody produced in rabbit

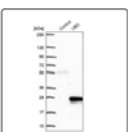
## All Photos (9)

Product No.	Clonality	Application	Species Reactivity	Citations	SDS
<a href="#">HPA000289</a>	polyclonal	IHC	rat, mouse, human	1	 <a href="#">View</a>

Prestige Antibodies® were developed by Atlas Antibodies

<a href="#">HPA001506</a>	polyclonal	IHC (p), WB	human		 
---------------------------	------------	-------------	-------	--	---


, affinity isolated antibody, buffered aqueous glycerol solution

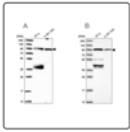


### Anti-UBD antibody produced in rabbit

**Synonym(s):** Anti-FAT10, Anti-ubiquitin D

## All Photos (2)


Product No.	Clonality	Application	Species Reactivity	Citations	SDS
<b>HPA043710</b>	polyclonal	IHC (p), WB	human		

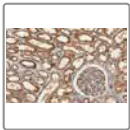


### Anti-UBE3A antibody produced in rabbit

**Synonym(s):** Anti-ANCR, Anti-AS, Anti-E6-AP, Anti-EPVE6AP, Anti-FLJ26981, Anti-HPVE6A



[All Photos](#) (2)

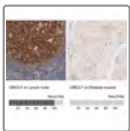
Product No.	Clonality	Application	Species Reactivity	Citations	SDS
<b>HPA040380</b>	polyclonal	IHC	human		



### Anti-UBE2D1/UbcH5 Antibody, clone 1F22 ZooMAb<sup>®</sup> Rabbit Monoclonal

[All Photos](#) (8)


Product No.	Clonality	Application	Species Reactivity	Citations	SDS
<b>ZRB2116</b>	1F22, recombinant monoclonal	IHC, WB, affinity binding assay	human, rat, mouse		 

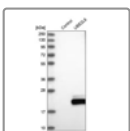


### Anti-UBE2J1 antibody produced in rabbit

**Synonym(s):** Anti-HSUBC6e, Anti-NCUBE1, Anti-Non-canonical ubiquitin-conjugating enzyme 1, Anti-UBE2J1, Anti-Ubiquitin-conjugating enzyme E2 J1, Anti-Yeast ubiquitin-conjugating enzyme UBC6 homolog E

[All Photos](#) (7)


Product No.	Clonality	Application	Species Reactivity	Citations	SDS
<b>HPA003509</b>	polyclonal	IHC	human	3	

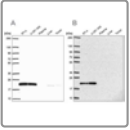


### Anti-UBE2L6 antibody produced in rabbit

**Synonym(s):** Anti-RIG-B, Anti-Retinoic acid-induced gene B protein, Anti-UbcH8, Anti-Ubiquitin carrier protein L6, Anti-Ubiquitin- protein ligase L6, Anti-Ubiquitin/ISG15-conjugating enzyme E2 L6



[All Photos](#) (3)

Product No.	Clonality	Application	Species Reactivity	Citations	SDS
<b>HPA003328</b>	polyclonal	IF, IHC	human	3	



## Anti-UBE2M antibody produced in rabbit


### All Photos (6)


Product No.	Clonality	Application	Species Reactivity	Citations	SDS
<b>HPA054551</b>	polyclonal	IF, IHC	human		
<b>HPA057800</b>	polyclonal	IF, IHC	human		



**All Photos (5) Anti-UBE2N antibody produced in rabbit**

**Synonym(s):** Anti-MGC8489, Anti-UBC13, Anti-UbcH-ben


Product No.	Clonality	Application	Species Reactivity	Citations	SDS
<b>HPA044976</b>	polyclonal	IF, IHC	human		

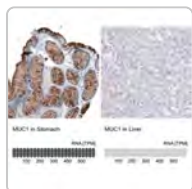


**Anti-UBE2Z antibody produced in rabbit**

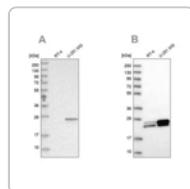
**Synonym(s):** Anti-Uba6-specific E2 conjugating enzyme 1, Anti-Ubiquitin carrier protein Z, Anti-Ubiquitin-conjugating enzyme E2 Z, Anti-Ubiquitin-protein ligase Z, Anti-Use1

**All Photos (5)**

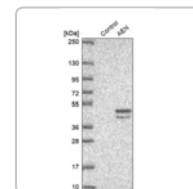
Product No.	Clonality	Application	Species Reactivity	Citations	SDS
<b>HPA007922</b>	polyclonal	IF, IHC	human, mouse, rat	1	



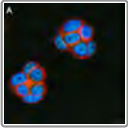
Sigma-Aldrich  
**AMAB91533**  
Monoclonal  
Anti-MUC1...



Sigma-Aldrich  
**HPA028118**  
Anti-GUK1



Sigma-Aldrich  
**HPA0485**  
Anti-AEN  
antibody.





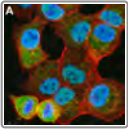
## Anti-Ubiquilin 4 Antibody, clone 5K6 ZooMAb<sup>®</sup> Rabbit Monoclonal

**Synonym(s):** A1U, A1Up, Ataxin-1 interacting ubiquitin-like protein, Ataxin-1 ubiquitin-like-interacting protein, CIP75, Connexin43-interacting protein of 75 kDa

[All](#)

[Photos](#) (8)



Product No.	Clonality	Application	Species Reactivity	Citations	SDS
<b>ZRB1071</b>	5K6, recombinant monoclonal monoclonal	ICC, WB, affinity binding assay	human	 	



## Anti-Ubiquitin K48-Specific Antibody, clone Apu2 ZooMAb<sup>®</sup> Rabbit Monoclonal

[All](#)

[Photos](#) (15)



Product No.	Clonality	Application	Species Reactivity	Citations	SDS
<b>ZRB2150</b>	Apu2, recombinant monoclonal	FACS, ICC, WB, affinity binding assay	mouse, human	 	

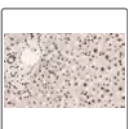


## Anti-Ubiquitin Lys63 Antibody, clone HWA4C4 ZooMAb<sup>®</sup> Mouse Monoclonal

[All](#)

[Photos](#) (7)



Product No.	Clonality	Application	Species Reactivity	Citations	SDS
<b>ZMS1089</b>	HWA4C4, recombinant monoclonal	ELISA, WB, affinity binding assay	human	 	

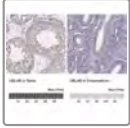


## Anti-Ubiquityl H2B-Lys120 Antibody, clone 1F17 ZooMAb<sup>®</sup> Rabbit Monoclonal

[All](#)

[Photos](#) (9)


Product No.	Clonality	Application	Species Reactivity	Citations	SDS
<b>ZRB1973</b>	1F17, recombinant monoclonal	IHC, WB, affinity binding assay, inhibition assay	rat, human		 

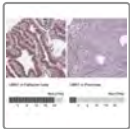


### Anti-UBL4B antibody produced in rabbit

**Synonym(s):** Anti-FLJ25690, Anti-MGC99595, Anti-ubiquitin-like 4B


[All Photos](#) (4)

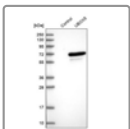
Product No.	Clonality	Application	Species Reactivity	Citations	SDS
<b>HPA031364</b>	polyclonal	IHC	human		



### Anti-UBN1 antibody produced in rabbit

[All Photos](#) (5)


Product No.	Clonality	Application	Species Reactivity	Citations	SDS
<b>HPA069045</b>	polyclonal	IHC	human	1	

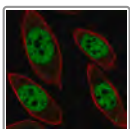


### Anti-UBOX5 antibody produced in rabbit

**Synonym(s):** Anti-KIAA0860, Anti-RNF37, Anti-U-box domain containing 5, Anti-UIP5, Anti-Ubce7ip5

[All Photos](#) (3)


Product No.	Clonality	Application	Species Reactivity	Citations	SDS
<b>HPA028871</b>	polyclonal	IF, IHC	human		

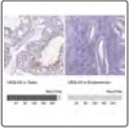


### Anti-UBP1 antibody produced in rabbit

**Synonym(s):** Anti-LBP-1a, Anti-upstream binding protein 1 (LBP-1a)

[All Photos](#) (2)

Product No.	Clonality	Application	Species Reactivity	Citations	SDS
<b>HPA003967</b>	polyclonal	IHC (p), WB	human	2	

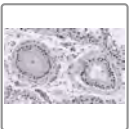


## Anti-UBQLN3 antibody produced in rabbit

**Synonym(s):** Anti-Ubiquilin-3, Anti-TUP-1

[All Photos](#) (6)

Product No.	Clonality	Application	Species Reactivity	Citations	SDS
<a href="#">HPA020547</a>	polyclonal	IHC	human	1	
<a href="#">HPA062018</a>	polyclonal	IHC	human		

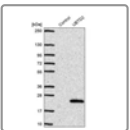


## Anti-UBR5 Antibody, clone 2F14 ZooMAb<sup>®</sup> Rabbit Monoclonal

**Synonym(s):** E3 ubiquitin-protein ligase, E3 ubiquitin-protein ligase UBR5, EC:2.3.2.26, HECT domain-containing 1, HECT-type E3 ubiquitin transferase, Hyperplastic discs protein homolog, Progesterin-induced protein, hHYD

[All Photos](#) (17)

Product No.	Description	SDS
<a href="#">ZRB1698</a>	recombinant, expressed in HEK 293 cells	




## Anti-UBTD2 antibody produced in rabbit

**Synonym(s):** Anti-DC-UbP, Anti-MGC30022, Anti-Ubiquitin domain containing 2

[All Photos](#) (5)

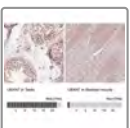
Product No.	Clonality	Application	Species Reactivity	Citations	SDS
<a href="#">HPA035892</a>	polyclonal	IHC	human		



## Anti-UBTF antibody produced in rabbit

[All Photos](#) (10)



Product No.	Clonality	Application	Species Reactivity	Citations	SDS
<a href="#">HPA006385</a>	polyclonal	IF, IHC	human	11	

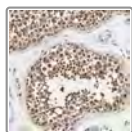


## Anti-UBXN7 antibody produced in rabbit

**Synonym(s):** Anti-KIAA0794, Anti-UBX domain protein 7, Anti-UBXD7

[All Photos](#) (9)


Product No.	Clonality	Application	Species Reactivity	Citations	SDS
<a href="#">HPA048441</a>	polyclonal	IF, IHC	human		
<a href="#">HPA049442</a>	polyclonal	IF, IHC	human		

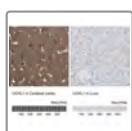


### Anti-UCHL3 antibody produced in rabbit

**Synonym(s):** Anti-UCH-L3, Anti-Ubiquitin carboxyl-terminal hydrolase isozyme L3, Anti-Ubiquitin thioesterase L3

[All Photos](#) (7)


Product No.	Clonality	Application	Species Reactivity	Citations	SDS
<a href="#">HPA019678</a>	polyclonal	IF, IHC	human	4	



### Anti-UCHL1 antibody produced in rabbit

**Synonym(s):** Anti-Neuron cytoplasmic protein 95, Anti-PGP 95, Anti-PGP9.5, Anti-UCH-L1, Anti-Ubiquitin carboxyl-terminal hydrolase isozyme L1, Anti-Ubiquitin thioesterase L1


[All Photos](#) (10)

Product No.	Clonality	Application	Species Reactivity	Citations	SDS
<a href="#">HPA005993</a>	polyclonal	IF, IHC	mouse, human, rat	28	



### Anti-UCP3 antibody produced in rabbit

[All Photos](#) (3)


Product No.	Clonality	Application	Species Reactivity	Citations	SDS
<a href="#">HPA072225</a>	polyclonal	IHC	human		




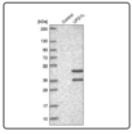
### Anti-UFC1 antibody produced in rabbit

**Synonym(s):** Anti-GPR145, Anti-HSPC155, Anti-MCH2, Anti-MCH2R, Anti-SLT, Anti-ubiquitin-fold modifier conjugating enzyme 1

[All Photos](#) (15)

Product No.	Clonality	Application	Species Reactivity	Citations	SDS
<a href="#">HPA027481</a>	polyclonal	IHC	mouse, rat, human		


Product No.	Clonality	Application	Species Reactivity	Citations	SDS
<b>HPA028722</b>	polyclonal	IF, IHC	mouse, human, rat		



### Anti-UFD1L antibody produced in rabbit

**Synonym(s):** Anti-UFD1, Anti-ubiquitin fusion degradation 1 like (yeast)

[All Photos](#) (2)



Product No.	Clonality	Application	Species Reactivity	Citations	SDS
<b>HPA030287</b>	polyclonal	IHC	human		



### Anti-UFL1 antibody produced in rabbit

**Synonym(s):** Anti-KIAA0776, Anti-Maxer, Anti-NLBP, Anti-RCAD

[All Photos](#) (14)



Product No.	Clonality	Application	Species Reactivity	Citations	SDS
<b>HPA030560</b>	polyclonal	IHC	human	1	
<b>HPA030559</b>	polyclonal	IF, IHC	human	1	



### Anti-UGDH antibody produced in rabbit

**Synonym(s):** Anti-UDP-glucose 6-dehydrogenase



[All Photos](#) (14)

Product No.	Clonality	Application	Species Reactivity	Citations	SDS
<b>HPA036657</b>	polyclonal	IHC	human	1	
<b>HPA036656</b>	polyclonal	IF, IHC	rat, mouse, human		



### Anti-UGDH Antibody, clone 1F18 ZooMAb<sup>®</sup> Rabbit Monoclonal

[All Photos](#) (13)

Product No.	Clonality	Application	Species Reactivity	Citations	SDS
<b>ZRB2162</b>	1F18, recombinant monoclonal	ICC, IHC, WB, affinity	human, monkey		 

Product No.	Clonality	Application	Species Reactivity	Citations	SDS
		binding assay			



### Anti-UGGT1 antibody produced in rabbit

**Synonym(s):** Anti-HUGT1, Anti-UDP-Glc:glycoprotein glucosyltransferase, Anti-UDP-glucose ceramide glucosyltransferase-like 1, Anti-UDP-glucose:glycoprotein glucosyltransferase 1 precursor, Anti-UGCGL1

[All Photos](#) (14)

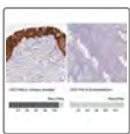
Product No.	Clonality	Application	Species Reactivity	Citations	SDS
<a href="#">HPA012761</a>	polyclonal	IHC	mouse, rat, human	2	
<a href="#">HPA015127</a>	polyclonal	IHC	mouse, human, rat	5	



### Anti-UGP2 antibody produced in rabbit

[All Photos](#) (16)

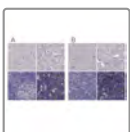
Product No.	Clonality	Application	Species Reactivity	Citations	SDS
<a href="#">HPA034697</a>	polyclonal	IHC, WB	human	1	
<a href="#">HPA034696</a>	polyclonal	IHC	mouse, human, rat		
<a href="#">HPA064836</a>	polyclonal	IF, IHC	human	1	



### Anti-UGT1A6 antibody produced in rabbit

[All Photos](#) (3)


Product No.	Clonality	Application	Species Reactivity	Citations	SDS
<a href="#">HPA054065</a>	polyclonal	IHC	human	3	



### Anti-UHRF1 antibody produced in rabbit

**Synonym(s):** FLJ21925, ICBP90, Np95, RNF106, TDRD22

[All Photos](#) (5)



Product No.	Clonality	Application	Species Reactivity	Citations	SDS
<b>HPA055446</b>	polyclonal	IHC	human		

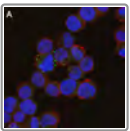


### Anti-UIMC1 antibody produced in rabbit

**Synonym(s):** Anti-RAP80, Anti-Ubiquitin interaction motif containing 1



[All Photos](#) (14)

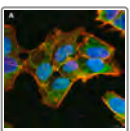
Product No.	Clonality	Application	Species Reactivity	Citations	SDS
<b>HPA037503</b>	polyclonal	IF, IHC	human		
<b>HPA037504</b>	polyclonal	IF, IHC	human	5	



### Anti-ULBP1 Antibody, clone 6B17 ZooMAb<sup>®</sup> Rabbit Monoclonal

[All Photos](#) (8)



Product No.	Clonality	Application	Species Reactivity	Citations	SDS
<b>ZRB1032</b>	6B17, recombinant monoclonal	ICC, WB, affinity binding assay	human		 



### Anti-ULBP-3 Antibody, clone 3C10 ZooMAb<sup>®</sup> Rabbit Monoclonal

**Synonym(s):** ALCAN-gamma, N2DL-3, NKG2D ligand 3, NKG2DL3, Retinoic acid early transcript 1N, UL16-binding protein 3



[All Photos](#) (9)

Product No.	Clonality	Application	Species Reactivity	Citations	SDS
<b>ZRB1033</b>	3C10, recombinant monoclonal	FACS, ICC, WB, affinity binding assay	human		 



**All** **Anti-ULBP-4/RAET1E Antibody, clone 6C10 ZooMAb<sup>®</sup> Rabbit**  
**Photos (8) Monoclonal**

**Synonym(s):** Lymphocyte effector toxicity activation ligand, N2DL-4, NKG2D ligand 4, NKG2DL4, RAE-1-like transcript 4, Retinoic acid early transcript 1E, UL16-binding protein 4


Product No.	Clonality	Application	Species Reactivity	Citations	SDS
<b>ZRB1034</b>	6C10, recombinant monoclonal monoclonal	ICC, WB, affinity binding assay	human		 

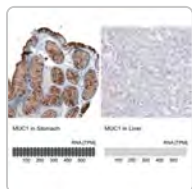


**Anti-ULK1 antibody produced in rabbit**

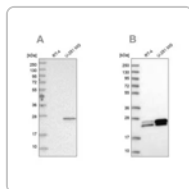
**Synonym(s):** Anti-ATG1 autophagy related 1 homolog, Anti-UNC51, Anti-Unc51.1, Anti-unc-51-like kinase 1

**All**  
**Photos (3)**

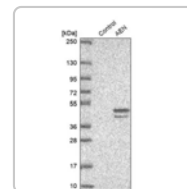
Product No.	Clonality	Application	Species Reactivity	Citations	SDS
<b>SAB4200106</b>	polyclonal	WB	human	6	



Sigma-Aldrich  
**AMAB91533**  
 Monoclonal  
 Anti-MUC1...



Sigma-Aldrich  
**HPA028118**  
 Anti-GUK1





Sigma-Aldrich  
**HPA0485**  
 Anti-AEN  
 antibody.



### Anti-ULK2 Antibody, clone 3E19 ZooMAb® Rabbit Monoclonal



**All Photos** (19)


Product No.	Clonality	Application	Species Reactivity	Citations	SDS
<b>ZRB1470</b>	3E19, recombinant monoclonal	ICC, IHC (p), WB, affinity binding assay	human	 	



### Anti-UMOD antibody produced in rabbit

**All Photos** (13)


Product No.	Clonality	Application	Species Reactivity	Citations	SDS
<b>HPA054721</b>	polyclonal	IHC	human	1	
<b>HPA043420</b>	polyclonal	IHC	human	6	

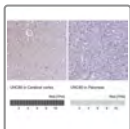


### Anti-UMPS antibody produced in rabbit

**Synonym(s):** Anti-Uridine monophosphate synthase

**All Photos** (7)

Product No.	Clonality	Application	Species Reactivity	Citations	SDS
<b>HPA036178</b>	polyclonal	IF, IHC	rat, human, mouse		




## Anti-UNC80 antibody produced in rabbit

**Synonym(s):** Anti-C2orf21, Anti-FLJ33496, Anti-KIAA1843, Anti-UNC-80, Anti-Unc-80 Homolog (C. Elegans)

[All](#)

[Photos](#) (4)

Product No.	Clonality	Application	Species Reactivity	Citations	SDS
<a href="#">HPA042472</a>	polyclonal	IF, IHC	human		

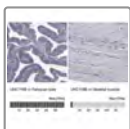


## Anti-UNC119 antibody produced in rabbit

**Synonym(s):** Anti-Hrg4, Anti-Poc7, Anti-Poc7a, Anti-Unc-119 homolog (C. elegans)

[All Photos](#) (2)

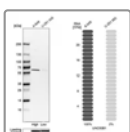
Product No.	Clonality	Application	Species Reactivity	Citations	SDS
<a href="#">HPA041912</a>	polyclonal	IHC	human	2	



## Anti-UNC119B antibody produced in rabbit

[All Photos](#) (5)

Product No.	Clonality	Application	Species Reactivity	Citations	SDS
<a href="#">HPA077812</a>	polyclonal	IF, IHC	human		



## Anti-UNC93B1 antibody produced in rabbit

[All Photos](#) (3)



Product No.	Clonality	Application	Species Reactivity	Citations	SDS
<a href="#">HPA038716</a>	polyclonal	IF	human		

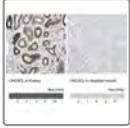


## Anti-UNC93B1 Antibody, clone 2C13 ZooMAb<sup>®</sup> Rabbit Monoclonal

[All](#)

[Photos](#) (14)


Product No.	Clonality	Application	Species Reactivity	Citations	SDS
<b>ZRB1882</b>	2C13, recombinant monoclonal	FACS, ICC, IHC, WB, affinity binding assay	bovine, human	 	

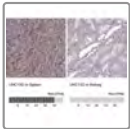


### Anti-UNC5CL antibody produced in rabbit

**Synonym(s):** Anti-MGC34763, Anti-ZUD, Anti-unc-5 homolog C (C. elegans)-like


[All Photos \(4\)](#)

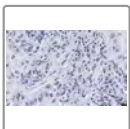
Product No.	Clonality	Application	Species Reactivity	Citations	SDS
<b>HPA015725</b>	polyclonal	IF, IHC	human		



### Anti-UNC13D antibody produced in rabbit

[All Photos \(5\)](#)



Product No.	Clonality	Application	Species Reactivity	Citations	SDS
<b>HPA067117</b>	polyclonal	IF, IHC	human		



### Anti-uPAR Antibody, clone 2G10 , ZooMAb<sup>®</sup> Rabbit Monoclonal

**Synonym(s):** CD87, Monocyte activation antigen Mo3, U-PAR, Urokinase plasminogen activator surface receptor

[All Photos \(10\)](#)



Product No.	Clonality	Application	Species Reactivity	Citations	SDS
<b>ZRB1224</b>	2G10, recombinant monoclonal	FACS, ICC, IHC, WB, inhibition assay	human	 	



### Anti-UPB1 antibody produced in rabbit

**Synonym(s):** Anti-β-Alanine synthase antibody produced in rabbit, Anti-β-Ureidopropionase antibody produced in rabbit, Anti-BUP-1 antibody produced in rabbit, Anti-N-Carbamoyl-β-alanine amidohydrolase antibody produced in rabbit

[All Photos \(8\)](#)


Product No.	Clonality	Application	Species Reactivity	Citations	SDS
<a href="#">HPA000728</a>	polyclonal	IHC	human	6	
<a href="#">HPA076321</a>	polyclonal	IF, IHC, WB	human		



### Anti-UPF1 antibody produced in rabbit

**Synonym(s):** Anti-ATP-dependent helicase RENT1, Anti-NORF1, Anti-Nonsense mRNA reducing factor 1, Anti-Regulator of nonsense transcripts 1, Anti-Up-frameshift suppressor 1 homolog, Anti-hUpf1

[All Photos](#) (4)



Product No.	Clonality	Application	Species Reactivity	Citations	SDS
<a href="#">HPA019587</a>	polyclonal	IF, IHC	mouse, human, rat	4	



### Anti-UPK2 antibody produced in rabbit

**Synonym(s):** Anti-MGC138598, Anti-UP2, Anti-UPII

[All Photos](#) (12)



Product No.	Clonality	Application	Species Reactivity	Citations	SDS
<a href="#">HPA061106</a>	polyclonal	IHC	human		
<a href="#">HPA043312</a>	polyclonal	IHC	human	5	



### Anti-UPK3A antibody produced in rabbit

**Synonym(s):** Anti-UP3, Anti-UPIII, Anti-Uroplakin III, Anti-Uroplakin-3A

[All Photos](#) (12)


Product No.	Clonality	Application	Species Reactivity	Citations	SDS
<a href="#">HPA018407</a>	polyclonal	IHC	human	7	
<a href="#">HPA018415</a>	polyclonal	IHC	human	7	

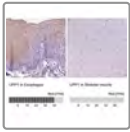


### Anti-UPK1B antibody produced in rabbit

**Synonym(s):** Anti-TSPAN20, Anti-UPK1, Anti-Uroplakin 1B

[All Photos](#) (5)


Product No.	Clonality	Application	Species Reactivity	Citations	SDS
<b>HPA031799</b>	polyclonal	IHC	human	1	




### Anti-UPP1 antibody produced in rabbit

**Synonym(s):** Anti-UDRPASE, Anti-UP, Anti-UPASE, Anti-UPP, Anti-uridine phosphorylase 1

[All Photos](#) (8)


Product No.	Clonality	Application	Species Reactivity	Citations	SDS
<b>HPA055394</b>	polyclonal	IF, IHC, WB	human	1	

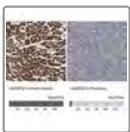


### Anti-UPRT antibody produced in rabbit

**Synonym(s):** Anti-Protein FLJ31792 antibody produced in rabbit

[All Photos](#) (3)



Product No.	Clonality	Application	Species Reactivity	Citations	SDS
<b>HPA000805</b>	polyclonal	IF, IHC	human	1	

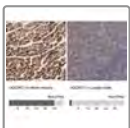


### Anti-UQCRC2 antibody produced in rabbit

**Synonym(s):** Anti-Complex III subunit 2, Anti-Core protein II, Anti-Cytochrome b-c1 complex subunit 2, mitochondrial precursor, Anti-Ubiquinol-cytochrome-c reductase complex core protein 2, Anti-Cytochrome b-c1 complex subunit 2, mitochondrial

[All Photos](#) (17)



Product No.	Clonality	Application	Species Reactivity	Citations	SDS
<b>HPA007998</b>	polyclonal	IF, IHC, WB	human	4	
<b>HPA019146</b>	polyclonal	IF, IHC	human, rat, mouse	4	

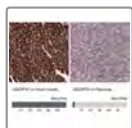


### Anti-UQCRC1 antibody produced in rabbit

**Synonym(s):** Anti-Core I protein antibody produced in rabbit, Anti-Ubiquinol-cytochrome-c reductase complex core protein 1, mitochondrial precursor antibody produced in rabbit

[All Photos](#) (10)

Product No.	Clonality	Application	Species Reactivity	Citations	SDS
<b>HPA002815</b>	polyclonal	IHC	human, mouse, rat	5	
<b>HPA003525</b>	polyclonal	IHC	human	1	



## Anti-UQCRFS1 antibody produced in rabbit

**Synonym(s):** Anti-RIP1, Anti-RIS1, Anti-RISP, Anti-UQCR5, Anti-Rip1, Anti-Ris1, Anti-Risp, Anti-Ubiquinol-cytochrome c reductase, rieske iron-sulfur polypeptide 1, Anti-Uqcr5

[All](#)

[Photos \(21\)](#)

Product No.	Clonality	Application	Species Reactivity	Citations	SDS
<a href="#">HPA050339</a>	polyclonal	IHC	human		
<a href="#">HPA041863</a>	polyclonal	IF, IHC	rat, human	4	

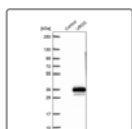


## Anti-UROC1

**Synonym(s):** FLJ31300, HMFN0320

[All Photos \(3\)](#)

Product No.	Clonality	Application	Species Reactivity	Citations	SDS
<a href="#">HPA069863</a>	polyclonal	IHC	human		

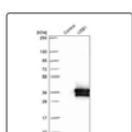


## Anti-UROS antibody produced in rabbit

**Synonym(s):** Anti-Uroporphyrinogen III Synthase

[All Photos \(3\)](#)

Product No.	Clonality	Application	Species Reactivity	Citations	SDS
<a href="#">HPA044038</a>	polyclonal	IF, IHC	human		



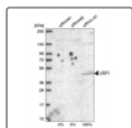
## Anti-USB1 antibody produced in rabbit

**Synonym(s):** Anti-C16orf57, Anti-Chromosome 16 open reading frame 57, Anti-Flj13154, Anti-Hvsl1

[All](#)

[Photos \(2\)](#)

Product No.	Clonality	Application	Species Reactivity	Citations	SDS
<a href="#">HPA041791</a>	polyclonal	IHC	human		

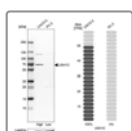


## Anti-USF1 antibody produced in rabbit

**Synonym(s):** Anti-MLTFI, Anti-UEF, Anti-bHLHb11

[All Photos](#) (3)

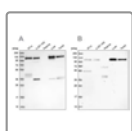
Product No.	Clonality	Application	Species Reactivity	Citations	SDS
<a href="#">HPA036233</a>	polyclonal	IF, IHC, WB	human		



## Anti-USH1C antibody produced in rabbit

[All Photos](#) (4)

Product No.	Clonality	Application	Species Reactivity	Citations	SDS
<a href="#">HPA027398</a>	polyclonal	IF, IHC	mouse, human	6	




## Anti-USO1 antibody produced in rabbit

**Synonym(s):** Anti-TAP, Anti-VDP, Anti-p115

[All Photos](#) (5)

Product No.	Clonality	Application	Species Reactivity	Citations	SDS
<a href="#">HPA038282</a>	polyclonal	IF	human		
<a href="#">HPA038283</a>	polyclonal	IF, IHC	human		



## Anti-USP30 antibody produced in rabbit

**Synonym(s):** Anti-Deubiquitinating enzyme 30, Anti-Ubiquitin carboxyl-terminal hydrolase 30, Anti-Ubiquitin thioesterase 30, Anti-Ubiquitin-specific-processing protease 30


[All Photos](#) (5)

Product No.	Clonality	Application	Species Reactivity	Citations	SDS
<a href="#">HPA016952</a>	polyclonal	IHC	human	12	



## All Photos (2) **Anti-USP49 antibody produced in rabbit**

**Synonym(s):** Anti-MGC20741, Anti-ubiquitin specific peptidase 49



Product No.	Clonality	Application	Species Reactivity	Citations	SDS
<b>HPA030255</b>	polyclonal	IHC	human		

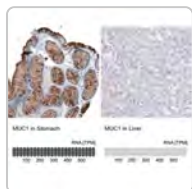


## **Anti-USP28 antibody produced in rabbit**

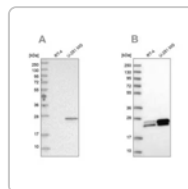
**Synonym(s):** Anti-Deubiquitinating enzyme 28 antibody produced in rabbit, Anti-Ubiquitin carboxyl-terminal hydrolase 28 antibody produced in rabbit, Anti-Ubiquitin thioesterase 28 antibody produced in rabbit, Anti-Ubiquitin-specific-processing protease 28 antibody produced in rabbit

## All Photos (15)

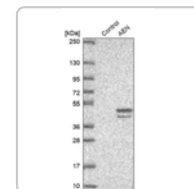
Product No.	Clonality	Application	Species Reactivity	Citations	SDS
<b>HPA006778</b>	polyclonal	IF, IHC	human	15	
<b>HPA006779</b>	polyclonal	IHC	human, mouse, rat	5	



Sigma-Aldrich  
**AMAB91533**  
Monoclonal  
Anti-MUC1...



Sigma-Aldrich  
**HPA028118**  
Anti-GUK1



**HPA0485**  
Anti-AEN  
antibody.

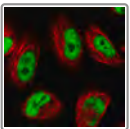


## Anti-USP11 antibody produced in rabbit

**Synonym(s):** Anti-UHX1, Anti-Ubiquitin specific peptidase 11

[All Photos](#) (15)

Product No.	Clonality	Application	Species Reactivity	Citations	SDS
<a href="#">HPA037536</a>	polyclonal	IHC	mouse, human		
<a href="#">HPA003103</a>	polyclonal	IF, IHC	human	5	



## Anti-USP22 antibody produced in rabbit

**Synonym(s):** Anti-Kiaa1063, Anti-Ubiquitin specific peptidase 22, Anti-Usp3l

[All Photos](#) (1)

Product No.	Clonality	Application	Species Reactivity	Citations	SDS
<a href="#">HPA044980</a>	polyclonal	IF	human	1	



## Anti-USP10 antibody produced in rabbit

**Synonym(s):** Anti-Deubiquitinating enzyme 10 antibody produced in rabbit, Anti-Ubiquitin carboxyl-terminal hydrolase 10 antibody produced in rabbit, Anti-Ubiquitin thioesterase 10 antibody produced in rabbit, Anti-Ubiquitin-specific-processing protease 10 antibody produced in rabbit

[All Photos](#) (13)

Product No.	Clonality	Application	Species Reactivity	Citations	SDS
<a href="#">HPA006749</a>	polyclonal	IF, IHC	human	2	
<a href="#">HPA006731</a>	polyclonal	IF, IHC	human	9	

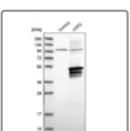


## Anti-USP20 antibody produced in rabbit

**Synonym(s):** Anti-Deubiquitinating enzyme 20 antibody produced in rabbit, Anti-Ubiquitin carboxyl-terminal hydrolase 20 antibody produced in rabbit, Anti-Ubiquitin thioesterase 20 antibody produced in rabbit, Anti-Ubiquitin-specific-processing protease 20 antibody produced in rabbit

[All Photos](#) (2)

Product No.	Clonality	Application	Species Reactivity	Citations	SDS
<a href="#">HPA006287</a>	polyclonal	IHC	human	2	





## Anti-USP2 antibody produced in rabbit

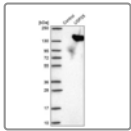
**All**

**Photos**

(9)

**Synonym(s):** Anti-41 kDa ubiquitin-specific protease antibody produced in rabbit, Anti-Deubiquitinating enzyme 2 antibody produced in rabbit, Anti-Ubiquitin carboxyl-terminal hydrolase 2 antibody produced in rabbit, Anti-Ubiquitin thioesterase 2 antibody produced in rabbit, Anti-Ubiquitin-specific-processing protease 2 antibody produced in rabbit

Product No.	Clonality	Application	Species Reactivity	Citations	SDS
<a href="#">HPA006777</a>	polyclonal	IF, IHC	human	4	
<a href="#">HPA007222</a>	polyclonal	IF, IHC	human	3	





### Anti-USP25 antibody produced in rabbit

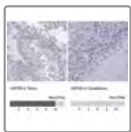
**Synonym(s):** Anti-Deubiquitinating enzyme 25, Anti-USP on chromosome 21, Anti-Ubiquitin carboxyl-terminal hydrolase 25, Anti-Ubiquitin thioesterase 25, Anti-Ubiquitin-specific-processing protease 25

**All**

**Photos**

(5)


Product No.	Clonality	Application	Species Reactivity	Citations	SDS
<a href="#">HPA024142</a>	polyclonal	IF, IHC	human		
<a href="#">HPA018297</a>	polyclonal	IHC	human	8	



### Anti-USP29 antibody produced in rabbit

**All Photos**

(3)

Product No.	Clonality	Application	Species Reactivity	Citations	SDS
<a href="#">HPA076515</a>	polyclonal	IF, IHC	human		





### Anti-USP11 Antibody, clone 1E15 ZooMAb<sup>®</sup> Rabbit Monoclonal

**All**

**Photos**

(6)



Product No.	Clonality	Application	Species Reactivity	Citations	SDS
<a href="#">ZRB2351</a>	1E15, recombinant monoclonal	IHC, WB, affinity binding assay	human		 

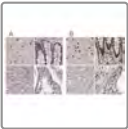


### Anti-USP7 Antibody, clone 1E19 ZooMAb<sup>®</sup> Rabbit Monoclonal





## Photos (13)


Product No.	Clonality	Application	Species Reactivity	Citations	SDS
<b>ZRB1794</b>	1E19, recombinant monoclonal	ICC, IHC (p), WB, affinity binding assay	mouse, human, monkey	 	



## Anti-U2SURP antibody produced in rabbit

### All Photos (12)


Product No.	Clonality	Application	Species Reactivity	Citations	SDS
<b>HPA037546</b>	polyclonal	IHC	human		
<b>HPA061407</b>	polyclonal	IHC	human		

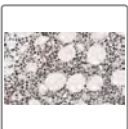


## Anti-UTP6 antibody produced in rabbit

**Synonym(s):** Anti-Hepatocellular carcinoma-associated antigen 66, Anti-Multiple hat domains protein, Anti-U3 small nucleolar RNA-associated protein 6 homolog



### All Photos (7)

Product No.	Clonality	Application	Species Reactivity	Citations	SDS
<b>HPA025936</b>	polyclonal	IF, IHC	rat, human, mouse		



## Anti-UTX Antibody, clone 4G9 ZooMAb<sup>®</sup> Rabbit Monoclonal

### All Photos (10)

Product No.	Clonality	Application	Species Reactivity	Citations	SDS
<b>ZRB1897</b>	4G9, recombinant monoclonal	ICC, IHC, WB	human, monkey	 	



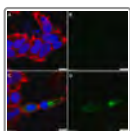
## Anti-UXS1 antibody produced in rabbit



**Synonym(s):** Anti-UDP-glucuronate decarboxylase 1, Anti-UDP-glucuronic acid decarboxylase 1, Anti-UGD, Anti-UXS-1

[Photos](#) (2)

Product No.	Clonality	Application	Species Reactivity	Citations	SDS
<b>HPA008825</b>	polyclonal	IHC, WB	human	2	

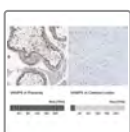


### Anti-V5 Tag Antibody, clone 1K20-L2 ZooMAb<sup>®</sup> Rabbit Monoclonal

**Synonym(s):** Anti-Adiponectin Antibody, clone 1D19 ZooMAb<sup>®</sup> Rabbit Monoclonal

[All Photos](#) (7)

Product No.	Clonality	Application	Species Reactivity	Citations	SDS
<b>ZRB1509</b>	1K20-L2, recombinant monoclonal	ELISA, ICC, WB, inhibition assay	all		

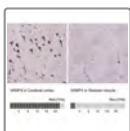


### Anti-VAMP8 antibody produced in rabbit

**Synonym(s):** Anti-EDB, Anti-Endobrevin, Anti-Vesicle-associated membrane protein 8

[All Photos](#) (7)

Product No.	Clonality	Application	Species Reactivity	Citations	SDS
<b>HPA006882</b>	polyclonal	IHC	human	5	
<b>V7514</b>	polyclonal	WB	human	9	



### Anti-VAMP4 antibody produced in rabbit

**Synonym(s):** Anti-vesicle-associated membrane protein 4

[All Photos](#) (6)


Product No.	Clonality	Application	Species Reactivity	Citations	SDS
<b>HPA050418</b>	polyclonal	IF, IHC	human	1	



### Anti-VAMP-8 (N-terminal) antibody produced in rabbit

**Synonym(s):** Anti-Endobrevin, Anti-Vesicle-associated membrane protein 8

[All Photos](#) (3)


Product No.	Clonality	Application	Species Reactivity	Citations	SDS
<b>V7389</b>	polyclonal	WB	human	6	




### Anti-VANGL1 antibody produced in rabbit

**Synonym(s):** Anti-LPP2, Anti-Loop-tail protein 2 homolog, Anti-Strabismus 2, Anti-Van Gogh-like protein 1, Anti-Vang-like protein 1

**All Photos** (3)


Product No.	Clonality	Application	Species Reactivity	Citations	SDS
<b>HPA025235</b>	polyclonal	IF	human	27	




### Anti-Vanilloid Receptor-1 antibody produced in rabbit

**Synonym(s):** Anti-TRPV1, Anti-VR-1

**All Photos** (2)


Product No.	Clonality	Application	Species Reactivity	Citations	SDS
<b>V2764</b>	polyclonal	ARR, WB	rat	6	

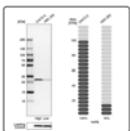


### Anti-VAPA antibody produced in rabbit

**Synonym(s):** Anti-33 kDa Vamp-associated protein antibody produced in rabbit, Anti-VAMP-A antibody produced in rabbit, Anti-VAMP-associated protein A antibody produced in rabbit, Anti-VAP-33 antibody produced in rabbit, Anti-VAP-A antibody produced in rabbit, Anti-Vesicle-associated membrane protein-associated protein A antibody produced in rabbit

**All Photos** (4)


Product No.	Clonality	Application	Species Reactivity	Citations	SDS
<b>HPA009174</b>	polyclonal	IF, IHC	human	10	



### Anti-VAPB antibody produced in rabbit

**Synonym(s):** Anti-VAMP-B/VAMP-C, Anti-VAMP-associated protein B/C, Anti-VAP-B/VAP-C, Anti-Vesicle-associated membrane protein-associated protein B/C

**All Photos** (7)

Product No.	Clonality	Application	Species Reactivity	Citations	SDS
<b>HPA013144</b>	polyclonal	IF, IHC	mouse, human, rat	19	




### Anti-VARS antibody produced in rabbit

**Synonym(s):** Anti-VARS2, Anti-valyl-tRNA synthetase



Product No.	Clonality	Application	Species Reactivity	Citations	SDS
<a href="#">HPA046710</a>	polyclonal	IF, IHC	human		




### Anti-VASH1 antibody produced in rabbit

**Synonym(s):** Anti-Vasohibin-1 antibody produced in rabbit

[All Photos](#) (2)

Product No.	Clonality	Application	Species Reactivity	Citations	SDS
<a href="#">HPA000653</a>	polyclonal	IHC	human	5	

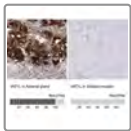


### Anti-VASP antibody produced in rabbit

**Synonym(s):** Anti-VASP, Anti-Vasodilator-stimulated phosphoprotein

[All Photos](#) (8)

Product No.	Clonality	Application	Species Reactivity	Citations	SDS
<a href="#">HPA005724</a>	polyclonal	IF, IHC	human, rat, mouse	7	



### Anti-VAT1L antibody produced in rabbit

**Synonym(s):** Anti-KIAA1576, Anti-Vesicle Amine Transport Protein 1 Homolog (T. Californica)-Like

[All Photos](#) (6)

Product No.	Clonality	Application	Species Reactivity	Citations	SDS
<a href="#">HPA061138</a>	polyclonal	IF, IHC	human		
<a href="#">HPA044061</a>	polyclonal	IF	human		

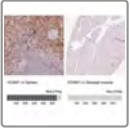


### Anti-VAV1 antibody produced in rabbit

**Synonym(s):** Anti-Proto-oncogene vav

[All Photos](#) (4)


Product No.	Clonality	Application	Species Reactivity	Citations	SDS
<a href="#">HPA001864</a>	polyclonal	IF, IHC	human	4	

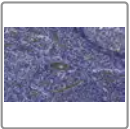


## Anti-VCAM1 antibody produced in rabbit

**Synonym(s):** Anti-CD106



[All Photos](#) (6)

Product No.	Clonality	Application	Species Reactivity	Citations	SDS
<a href="#">HPA034796</a>	polyclonal	IHC	human	1	



## Anti-VCAM-1 Antibody, clone 5K19 ZooMAb<sup>®</sup> Rabbit Monoclonal


[All Photos](#) (11)

Product No.	Clonality	Application	Species Reactivity	Citations	SDS
<a href="#">ZRB1132</a>	5K19, recombinant monoclonal	IF, IHC (p), WB, affinity binding assay	human		 



## All **Anti-VCAN antibody produced in rabbit**

**Photos** (4) **Synonym(s):** Anti-CSPG2 antibody produced in rabbit, Anti-Chondroitin sulfate proteoglycan core protein 2, Anti-GHAP, Anti-Glial hyaluronate-binding protein, Anti-Large fibroblast proteoglycan, Anti-PG-M, Anti-Versican core protein precursor, AntiVCAN



Product No.	Clonality	Application	Species Reactivity	Citations	SDS
<b>HPA004726</b>	polyclonal	IHC	human	18	

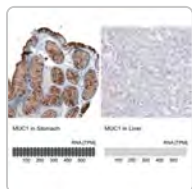


## All **Anti-VCL antibody produced in rabbit**

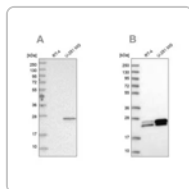
**Synonym(s):** Anti-Metavinculin antibody produced in rabbit, Anti-Vinculin antibody produced in rabbit

**All Photos** (12)

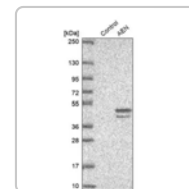
Product No.	Clonality	Application	Species Reactivity	Citations	SDS
<b>HPA063777</b>	polyclonal	IF	human	3	
<b>HPA002131</b>	polyclonal	IHC	rat, human, mouse	3	




Sigma-Aldrich  
**AMAB91533**  
 Monoclonal  
 Anti-MUC1...



Sigma-Aldrich  
**HPA028118**  
 Anti-GUK1



Sigma-Aldrich  
**HPA0485**  
 Anti-AEN  
 antibody.




### Anti-VCP antibody produced in rabbit

**Synonym(s):** Anti-5S Mg(2+)- ATPase p97 subunit, Anti-FANCG antibody produced in rabbit, Anti-TER ATPase, Anti-Transitional endoplasmic reticulum ATPase, Anti-VCP

**All**  
**Photos** (10)

Product No.	Clonality	Application	Species Reactivity	Citations	SDS
<b>HPA012814</b>	polyclonal	IF, IHC	human	8	
<b>HPA012728</b>	polyclonal	IF, IHC	mouse, human, rat	6	

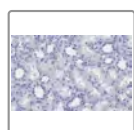


### Anti-VDAC2 antibody produced in rabbit

**Synonym(s):** Anti-Voltage-dependent anion channel 2

**All Photos** (6)

Product No.	Clonality	Application	Species Reactivity	Citations	SDS
<b>HPA043475</b>	polyclonal	IF, IHC	human	4	

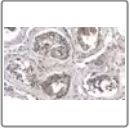


### Anti-VDAC1 Antibody, clone 3M22, ZooMAb<sup>®</sup> Rabbit Monoclonal

**Synonym(s):** Outer mitochondrial membrane protein porin 1, Plasmalemmal porin, Porin 31HL, Porin 31HM, VDAC-1, Voltage-dependent anion-selective channel protein 1 1, hVDAC1



**All**  
**Photos** (28)


Product No.	Clonality	Application	Species Reactivity	Citations	SDS
<b>ZRB1315</b>	3M22, monoclonal recombinant monoclonal	ICC, IHC (p), WB	mouse, human, rat		



## Anti-VE-Cadherin Antibody, clone 1O12 ZooMAb<sup>®</sup> Rabbit Monoclonal



**All**  
**Photos** (15)

Product No.	Clonality	Application	Species Reactivity	Citations	SDS
<b>ZRB1286</b>	1O12, recombinant monoclonal	ICC, IHC (p), WB, affinity binding assay	human	 	



## Anti-VEGF-A Antibody, clone 2C4 ZooMAb<sup>®</sup> Rabbit Monoclonal

**All**  
**Photos** (7)


Product No.	Clonality	Application	Species Reactivity	Citations	SDS
<b>ZRB1320</b>	2C4, recombinant monoclonal	ELISA, FACS, WB, affinity binding assay	human	 	

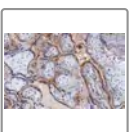


## Anti-VEGFD antibody produced in rabbit

**Synonym(s):** Anti-FIGF, Anti-VEGF-D, Anti-Vascular endothelial growth factor D, Anti-c-fos-induced growth factor



**All**  
**Photos** (2)

Product No.	Clonality	Application	Species Reactivity	Citations	SDS
<b>HPA027342</b>	polyclonal	IHC	human	1	



## Anti-VEGFR-2 Antibody, clone 3E21 ZooMAb<sup>®</sup> Rabbit Monoclonal

**All**  
**Photos** (11)


Product No.	Clonality	Application	Species Reactivity	Citations	SDS
<b>ZRB1209</b>	3E21, recombinant monoclonal	ICC, IHC, WB, affinity binding assay	human		 

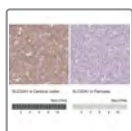


### Anti-VEPH1 antibody produced in rabbit

**Synonym(s):** Anti-Protein melted, Anti-Ventricular zone-expressed PH domain-containing protein homolog 1

[All Photos \(7\)](#)


Product No.	Clonality	Application	Species Reactivity	Citations	SDS
<b>HPA026645</b>	polyclonal	IF, IHC	human	2	

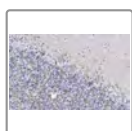


### Anti-VGAT antibody produced in rabbit

**Synonym(s):** Anti-SLC32A1, Anti-VIAAT, Anti-bA122O1.1



[All Photos \(7\)](#)

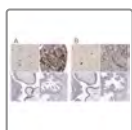
Product No.	Clonality	Application	Species Reactivity	Citations	SDS
<b>HPA058859</b>	polyclonal	IHC	human	1	



### Anti-VGAT Antibody, clone 2E6 ZooMAb<sup>®</sup> Rabbit Monoclonal



[All Photos \(11\)](#)


Product No.	Clonality	Application	Species Reactivity	Citations	SDS
<b>ZRB1158</b>	2E6, monoclonal recombinant monoclonal	ICC, IHC (p), WB, affinity binding assay	human		 



### Anti-VGF antibody produced in rabbit

[All Photos \(15\)](#)


Product No.	Clonality	Application	Species Reactivity	Citations	SDS
<b>HPA072505</b>	polyclonal	IHC	human		
<b>HPA055177</b>	polyclonal	IF, IHC	human		



### Anti-VGLL4 antibody produced in rabbit

**Synonym(s):** Anti-KIAA0121

[All Photos](#) (2)


Product No.	Clonality	Application	Species Reactivity	Citations	SDS
<b>HPA038614</b>	polyclonal	IHC	human		

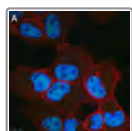


### Anti-VGLL1 antibody produced in rabbit

**Synonym(s):** Anti-TDU, Anti-TONDU



[All Photos](#) (5)

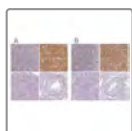
Product No.	Clonality	Application	Species Reactivity	Citations	SDS
<b>HPA042403</b>	polyclonal	IHC	human	3	



### Anti-VGLL4 Antibody, clone 1K23 ZooMAb<sup>®</sup> Rabbit Monoclonal

[All Photos](#) (11)


Product No.	Clonality	Application	Species Reactivity	Citations	SDS
<b>ZRB1469</b>	1K23, recombinant monoclonal	ICC, WB, affinity binding assay	human		 



### Anti-VGLUT1 antibody produced in rabbit

**Synonym(s):** Anti-BNPI, Anti-SLC17A7



[All Photos](#) (6)

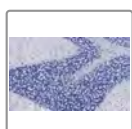
Product No.	Clonality	Application	Species Reactivity	Citations	SDS
<b>HPA063679</b>	polyclonal	IHC	human		



## Anti-VGLUT1 Antibody, clone 3C10.2 ZooMAb<sup>®</sup> Mouse Monoclonal



[All Photos](#) (9)


Product No.	Clonality	Application	Species Reactivity	Citations	SDS
<b>ZMS1109</b>	3C10.2, recombinant monoclonal	ICC, IF, IHC, WB	human, rat, mouse	 	



## Anti-VGLUT2 Antibody, clone 3C2, ZooMAb<sup>®</sup> Rabbit Monoclonal



[All Photos](#) (13)


Product No.	Clonality	Application	Species Reactivity	Citations	SDS
<b>ZRB1170</b>	3C2, recombinant monoclonal	IF, IHC (p), WB	rat, mouse	1  	



## Anti-VGLuT1 Antibody, clone 4O15, ZooMAb<sup>®</sup> Rabbit Monoclonal

[All Photos](#) (17)



Product No.	Clonality	Application	Species Reactivity	Citations	SDS
<b>ZRB2374</b>	4O15, monoclonal recombinant monoclonal	IF, IHC (p), WB	rat, mouse, human	3  	



## Anti-VGLUT2 Antibody, clone 8G9.2 ZooMAb<sup>®</sup> Mouse Monoclonal

**Synonym(s):** Differentiation-associated BNPI, Differentiation-associated Na(+)-dependent inorganic phosphate cotransporter, Solute carrier family 17 member 6, VGLuT2, Vesicular glutamate transporter 2

[All Photos](#) (16)



Product No.	Clonality	Application	Species Reactivity	Citations	SDS
<b>ZMS1026</b>	8G9.2, recombinant	ICC, IF, IHC (p), WB	rat, mouse, human	 	

Product No.	Clonality	Application	Species Reactivity	Citations	SDS
	monoclonal				
	monoclonal				



## Anti-VHL Antibody, clone 1C10 ZooMAb<sup>®</sup> Rabbit Monoclonal

[All Photos](#) (14)



Product No.	Clonality	Application	Species Reactivity	Citations	SDS
<b>ZRB2230</b>	1C10, recombinant monoclonal	ICC, IHC, WB, affinity binding assay	rat, human		 



## Anti-VIL1 antibody produced in rabbit

**Synonym(s):** Anti-Villin-1 antibody produced in rabbit

[All Photos](#) (18)


Product No.	Clonality	Application	Species Reactivity	Citations	SDS
<b>HPA006884</b>	polyclonal	IF, IHC	human	4	
<b>HPA006885</b>	polyclonal	IF, IHC, WB	human	4	



## Anti-VILL antibody produced in rabbit

**Synonym(s):** Anti-Villin-like

[All Photos](#) (3)


Product No.	Clonality	Application	Species Reactivity	Citations	SDS
<b>HPA035675</b>	polyclonal	IHC	human		

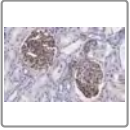


## Anti-VIM antibody produced in rabbit

**Synonym(s):** Anti-Vimentin antibody produced in rabbit

[All Photos](#) (9)

Product No.	Clonality	Application	Species Reactivity	Citations	SDS
<b>HPA001762</b>	polyclonal	IF, IHC	mouse, human	14	





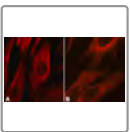
## Anti-Vimentin Antibody, clone 2I13 ZooMAb® Rabbit Monoclonal

Synonym(s): VIM

All



Photos (8)

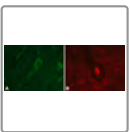
Product No.	Clonality	Application	Species Reactivity	Citations	SDS
<b>ZRB1584</b>	2I13, monoclonal recombinant monoclonal	IHC (p), WB, affinity binding assay	mouse, human, rat		 



## Anti-Vimentin antibody, Mouse monoclonal


All Photos (6)

Product No.	Clonality	Application	Species Reactivity	Citations	SDS
<b>SAB4200716</b>	VIM-13.2, monoclonal	IF, IHC	mouse, bovine, canine, rat, monkey, human, chicken	7	
<b>SAB4200761</b>	LN-6, monoclonal	FACS, IF, IHC, IP	rat, human, porcine, monkey, bovine, canine, mouse, rabbit, hamster	6	



## Anti-Vinculin antibody produced in rabbit

All Photos (3)

Product No.	Clonality	Application	Species Reactivity	Citations	SDS
<b>V4139</b>	polyclonal	IF, WB	rat, human, mouse	77	





## Anti-Vinculin Antibody, clone 3M13 ZooMAb® Rabbit Monoclonal

Synonym(s): MV, Metavinculin

All

Photos (20)





Product No.	Description	SDS
<b>ZRB1089</b>	recombinant, expressed in HEK 293 cells	 



## Anti-Vinculin Antibody, clone 7F9 ZooMAb<sup>®</sup> Mouse Monoclonal

**All**  
**Photos** (13)



Product No.	Clonality	Application	Species Reactivity	Citations	SDS
<b>ZMS1086</b>	7F9, recombinant monoclonal	ICC, IHC (p), IP, WB	rat, human	 	

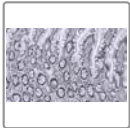
All

## Anti-Virilizer/VIRMA Antibody, clone 1B7 ZooMAb® Rabbit

Photos (13)

Monoclonal

Product No.	Clonality	Application	Species Reactivity	Citations	SDS
<b>ZRB2175</b>	1B7, recombinant monoclonal	ICC, IHC, WB, affinity binding assay	human	 	





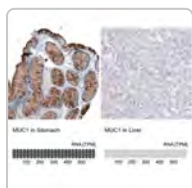
## Anti-Vitamin D3 Receptor Antibody, clone 1M19

ZooMAb® Rabbit Monoclonal

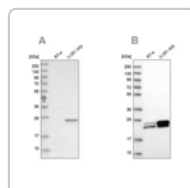
All

Photos (13)

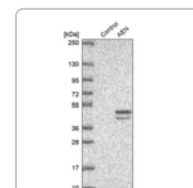
Product No.	Clonality	Application	Species Reactivity	Citations	SDS
<b>ZRB1877</b>	1M19, recombinant monoclonal	ICC, IHC, WB, affinity binding assay	human, rat	 	



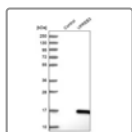
Sigma-Aldrich  
**AMAB91533**  
Monoclonal  
Anti-MUC1...



Sigma-Aldrich  
**HPA028118**  
Anti-GUK1



Sigma-Aldric  
**HPA0485**  
Anti-AEN  
antibody.



### Anti-VPREB3 antibody produced in rabbit

**Synonym(s):** Anti-N27C7-2 antibody produced in rabbit, Anti-Pre-B lymphocyte protein 3 precursor antibody produced in rabbit, Anti-VpreB3 protein antibody produced in rabbit

[All Photos](#) (2)

Product No.	Clonality	Application	Species Reactivity	Citations	SDS
<a href="#">HPA003041</a>	polyclonal	IHC	human		

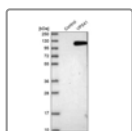


### Anti-VPS53 antibody produced in rabbit

**Synonym(s):** Anti-Vacuolar protein sorting-associated protein 53 homolog

[All Photos](#) (4)

Product No.	Clonality	Application	Species Reactivity	Citations	SDS
<a href="#">HPA024446</a>	polyclonal	IF, IHC	human	2	



### Anti-VPS41 antibody produced in rabbit

**Synonym(s):** Anti-S53, Anti-Vacuolar protein sorting-associated protein 41 homolog

[All Photos](#) (7)

Product No.	Clonality	Application	Species Reactivity	Citations	SDS
<a href="#">HPA020299</a>	polyclonal	IHC	human	4	
<a href="#">HPA020080</a>	polyclonal	IHC	human	4	





### Anti-VPS28 antibody produced in rabbit

**Synonym(s):** Anti-ESCRT-I complex subunit VPS28, Anti-H-Vps28, Anti-Vacuolar protein sorting-associated protein 28 homolog

[All Photos](#) (7)

Product No.	Clonality	Application	Species Reactivity	Citations	SDS
<a href="#">HPA024745</a>	polyclonal	IHC	human	6	


Product No.	Clonality	Application	Species Reactivity	Citations	SDS
<b>HPA024688</b>	polyclonal	IHC	mouse, human, rat	6	

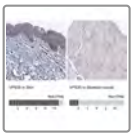


### Anti-VPS45 antibody produced in rabbit

**Synonym(s):** Anti-H1, Anti-VPS45A, Anti-VPS45B, Anti-h-vps45, Anti-vacuolar protein sorting 45 homolog (*S. cerevisiae*)


**All Photos** (2)


Product No.	Clonality	Application	Species Reactivity	Citations	SDS
<b>HPA027441</b>	polyclonal	IHC	human	2	



### Anti-VPS35 antibody produced in rabbit

**All Photos** (9)


Product No.	Clonality	Application	Species Reactivity	Citations	SDS
<b>HPA040802</b>	polyclonal	IF, IHC	rat, human, mouse	4	

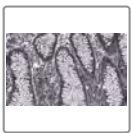


### Anti-VPS18 antibody produced in rabbit

**Synonym(s):** Anti-Kiaa1475, Anti-Pep3, Anti-Vacuolar protein sorting 18 homolog (*S. cerevisiae*)



**All Photos** (2)


Product No.	Clonality	Application	Species Reactivity	Citations	SDS
<b>HPA040701</b>	polyclonal	IHC	human		



### Anti-VPS35 Antibody, clone 1C7 ZooMAb<sup>®</sup> Rabbit Monoclonal

**All Photos** (14)

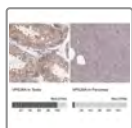
Product No.	Clonality	Application	Species Reactivity	Citations	SDS
<b>ZRB2197</b>	1C7, recombinant monoclonal	ICC, IHC, WB, affinity binding assay	mouse, human, rat		 



## Anti-VPS37A antibody produced in rabbit

[All Photos](#) (10)

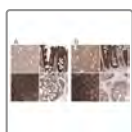
Product No.	Clonality	Application	Species Reactivity	Citations	SDS
<a href="#">HPA024781</a>	polyclonal	IF, IHC, WB	human	4	
<a href="#">HPA024705</a>	polyclonal	IF, IHC	human, mouse, rat	4	



## Anti-VPS26A antibody produced in rabbit

[All Photos](#) (5)

Product No.	Clonality	Application	Species Reactivity	Citations	SDS
<a href="#">HPA057498</a>	polyclonal	IF, IHC	human	1	



## Anti-VPS37B antibody produced in rabbit

**Synonym(s):** Anti-FLJ12750, Anti-Vacuolar protein sorting 37 homolog B (*S. cerevisiae*)

[All Photos](#) (15)

Product No.	Clonality	Application	Species Reactivity	Citations	SDS
<a href="#">HPA038218</a>	polyclonal	IHC	human		
<a href="#">HPA038217</a>	polyclonal	IHC	mouse, rat, human	3	



## Anti-VRK1 antibody produced in rabbit

**Synonym(s):** Anti-Serine/threonine-protein kinase VRK1 antibody produced in rabbit, Anti-Vaccinia-related kinase 1 antibody produced in rabbit

[All Photos](#) (8)


Product No.	Clonality	Application	Species Reactivity	Citations	SDS
<a href="#">HPA000660</a>	polyclonal	IF, IHC	human	15	



## Anti-VSIG8 antibody produced in rabbit

**Synonym(s):** Anti-C1orf204 antibody produced in rabbit, Anti-V-set and immunoglobulin domain-containing protein 8

## All Photos (5)



Product No.	Clonality	Application	Species Reactivity	Citations	SDS
<a href="#">HPA023219</a>	polyclonal	IHC	human	2	



### Anti-VSIG1 antibody produced in rabbit

**Synonym(s):** Anti-MGC44287, Anti-V-set and immunoglobulin domain containing 1

## All Photos (9)


Product No.	Clonality	Application	Species Reactivity	Citations	SDS
<a href="#">HPA036310</a>	polyclonal	IF, IHC	human	1	
<a href="#">HPA001445</a>	polyclonal	IHC	human	2	

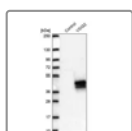


### Anti-VSIG4 antibody produced in rabbit

**Synonym(s):** Anti-Protein Z39Ig, Anti-V-set and immunoglobulin domain-containing protein 4


## All Photos (4)

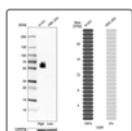
Product No.	Clonality	Application	Species Reactivity	Citations	SDS
<a href="#">HPA003903</a>	polyclonal	IHC	human	6	



### Anti-VSIG2 antibody produced in rabbit


## All Photos (2)

Product No.	Clonality	Application	Species Reactivity	Citations	SDS
<a href="#">HPA050147</a>	polyclonal	IHC	human		



### Anti-VSIR antibody produced in rabbit

## All Photos (5)

Product No.	Clonality	Application	Species Reactivity	Citations	SDS
<a href="#">HPA007968</a>	polyclonal	IHC	human	2	




## Anti-VSTM2A antibody produced in rabbit

**Synonym(s):** Anti-V-set and transmembrane domain-containing protein 2A

[All Photos](#) (2)

Product No.	Clonality	Application	Species Reactivity	Citations	SDS
<a href="#">HPA024134</a>	polyclonal	IHC	human		




## Anti-VSTM2L antibody produced in rabbit

**Synonym(s):** Anti-C20orf102, Anti-V-Set And Transmembrane Domain Containing 2 Like, Anti-dJ1118M15.2

[All Photos](#) (2)

Product No.	Clonality	Application	Species Reactivity	Citations	SDS
<a href="#">HPA043832</a>	polyclonal	IHC	human		

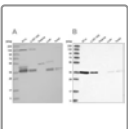


## Anti-VSX2 antibody produced in rabbit

**Synonym(s):** Anti-CHX10 antibody produced in rabbit, Anti-Ceh-10 homeodomain-containing homolog antibody produced in rabbit, Anti-Homeobox protein CHX10 antibody produced in rabbit

[All Photos](#) (3)

Product No.	Clonality	Application	Species Reactivity	Citations	SDS
<a href="#">HPA003436</a>	polyclonal	IHC	human	7	

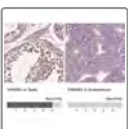


## Anti-VTA1 antibody produced in rabbit

**Synonym(s):** Anti-C6orf55, Anti-HSPC228, Anti-My012, Anti-Vps20-associated 1 homolog (S. cerevisiae)


[All Photos](#) (8)

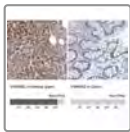
Product No.	Clonality	Application	Species Reactivity	Citations	SDS
<a href="#">HPA030969</a>	polyclonal	IF	human		
<a href="#">HPA030968</a>	polyclonal	IHC	mouse, human, rat		



## Anti-VWA5B1 antibody produced in rabbit

## All Photos (3)


Product No.	Clonality	Application	Species Reactivity	Citations	SDS
<a href="#">HPA064829</a>	polyclonal	IHC	human		

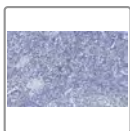


### Anti-VWA5B2 antibody produced in rabbit

**Synonym(s):** Anti-DKFZp761K032, Anti-LOC90113



## All Photos (3)

Product No.	Clonality	Application	Species Reactivity	Citations	SDS
<a href="#">HPA036824</a>	polyclonal	IHC	human		



### Anti-vWF Antibody, clone 1B21, ZooMAb<sup>®</sup> Rabbit Monoclonal

## All Photos (8)



Product No.	Clonality	Application	Species Reactivity	Citations	SDS
<a href="#">ZRB7356</a>	1B21, monoclonal recombinant monoclonal	ICC, IHC (p), WB	human	 	

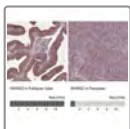


### Anti-WAPL antibody produced in rabbit

**Synonym(s):** Anti-FOE, Anti-KIAA0261, Anti-WAPAL

## All Photos (11)


Product No.	Clonality	Application	Species Reactivity	Citations	SDS
<a href="#">HPA037874</a>	polyclonal	IHC	human		
<a href="#">HPA037875</a>	polyclonal	IHC	human		




### Anti-WARS2 antibody produced in rabbit

## All Photos (4)





Product No.	Clonality	Application	Species Reactivity	Citations	SDS
<a href="#">HPA069692</a>	polyclonal	IF, IHC	human		



### Anti-WARS antibody produced in rabbit

[All Photos](#) (2)


Product No.	Clonality	Application	Species Reactivity	Citations	SDS
<a href="#">HPA005573</a>	polyclonal	IF	human		



### Anti-WAS antibody produced in rabbit


**Synonym(s):** Anti-WASp antibody produced in rabbit, Anti-Wiskott-Aldrich syndrome protein antibody produced in rabbit


[All Photos](#) (5)

Product No.	Clonality	Application	Species Reactivity	Citations	SDS
<a href="#">HPA002022</a>	polyclonal	IHC	human	5	

**All Photos (7) Anti-WASF2 antibody produced in rabbit**


**Synonym(s):** Anti-SCAR2, Anti-WAVE2

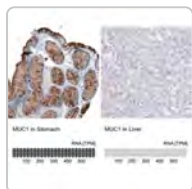
Product No.	Clonality	Application	Species Reactivity	Citations	SDS
<b>HPA045288</b>	polyclonal	IF, IHC	human		



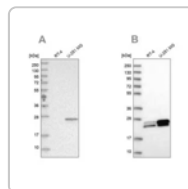
**Anti-WASHC1 antibody produced in rabbit**

**All Photos (7)**

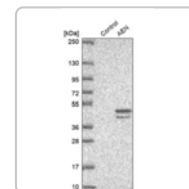
Product No.	Clonality	Application	Species Reactivity	Citations	SDS
<b>HPA002689</b>	polyclonal	IF, IHC	human	13	



**Sigma-Aldrich**  
**AMAB91533**  
**Monoclonal**  
**Anti-MUC1...**



**Sigma-Aldrich**  
**HPA028118**  
**Anti-GUK1**

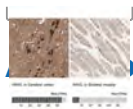


**Sigma-Aldric**  
**HPA0485**  
**Anti-AEN**  
**antibody.**



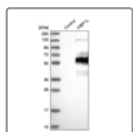
**Anti-WASL antibody produced in rabbit**

**Synonym(s):** Anti-N-WASP, Anti-Neural Wiskott-Aldrich syndrome protein



Photos (8)

Product No.	Clonality	Application	Species Reactivity	Citations	SDS
<a href="#">HPA005750</a>	polyclonal	IF, IHC	human, mouse, rat	12	

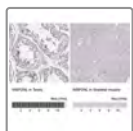


### Anti-WBP1L antibody produced in rabbit

**Synonym(s):** Anti-C10orf26, Anti-FLJ20154, Anti-OPAL1

[All Photos](#) (3)

Product No.	Clonality	Application	Species Reactivity	Citations	SDS
<a href="#">HPA038371</a>	polyclonal	IF, IHC	human	1	

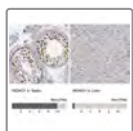


### Anti-WBP2NL antibody produced in rabbit

**Synonym(s):** Anti-FLJ26145, Anti-MGC26816, Anti-PAWP

[All Photos](#) (3)

Product No.	Clonality	Application	Species Reactivity	Citations	SDS
<a href="#">HPA048557</a>	polyclonal	IHC	human		

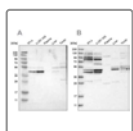


### Anti-WDHD1 antibody produced in rabbit

**Synonym(s):** Anti-Acidic nucleoplasmic DNA-binding protein 1 antibody produced in rabbit, Anti-And-1 antibody produced in rabbit, Anti-WD repeat and HMG-box DNA-binding protein 1 antibody produced in rabbit

[All Photos](#) (9)

Product No.	Clonality	Application	Species Reactivity	Citations	SDS
<a href="#">HPA001122</a>	polyclonal	IF, IHC	mouse, rat, human	6	



### Anti-WDR53 antibody produced in rabbit

**Synonym(s):** Anti-WD repeat-containing protein 53

[All Photos](#) (6)

Product No.	Clonality	Application	Species Reactivity	Citations	SDS
<a href="#">HPA019332</a>	polyclonal	IHC, WB	human	2	
<a href="#">HPA016420</a>	polyclonal	IF, IHC	mouse, rat, human		



## Anti-WDR77 antibody produced in rabbit

**Synonym(s):** Anti-FLJ34715, Anti-MEP50, Anti-WD repeat domain 77

[All Photos](#) (5)

Product No.	Clonality	Application	Species Reactivity	Citations	SDS
<a href="#">HPA026448</a>	polyclonal	IHC	human	4	




## Anti-WDR18 antibody produced in rabbit

**Synonym(s):** Anti-Ipi3, Anti-WD repeat domain 18

[All Photos](#) (5)

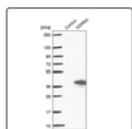
Product No.	Clonality	Application	Species Reactivity	Citations	SDS
<a href="#">HPA050200</a>	polyclonal	IHC	human	2	
<a href="#">HPA050193</a>	polyclonal	IF, IHC	human		



## Anti-WDR66 antibody produced in rabbit

[All Photos](#) (4)

Product No.	Clonality	Application	Species Reactivity	Citations	SDS
<a href="#">HPA040005</a>	polyclonal	IHC	human	1	

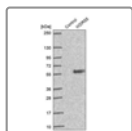


## Anti-WDR83 antibody produced in rabbit

**Synonym(s):** Anti-Morg1, Anti-Wd repeat domain 83

[All Photos](#) (6)

Product No.	Clonality	Application	Species Reactivity	Citations	SDS
<a href="#">HPA042629</a>	polyclonal	IF, IHC	human		
<a href="#">HPA042838</a>	polyclonal	IF, IHC	human		



## Anti-WDR55 antibody produced in rabbit

**Synonym(s):** Anti-FLJ20195, Anti-FLJ21702, Anti-WD repeat domain 55

[All Photos](#) (2)

Product No.	Clonality	Application	Species Reactivity	Citations	SDS
<a href="#">HPA043470</a>	polyclonal	IHC	human		

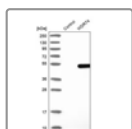


## Anti-WDR62 antibody produced in rabbit

**Synonym(s):** Anti-C19orf14, Anti-DKFZP434J046, Anti-FLJ33298, Anti-MCPH2, Anti-WD repeat domain 62

[All Photos](#) (7)

Product No.	Clonality	Application	Species Reactivity	Citations	SDS
<a href="#">HPA043639</a>	polyclonal	IHC	human		
<a href="#">HPA043255</a>	polyclonal	IF, IHC	human		

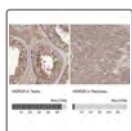


## Anti-WDR74 antibody produced in rabbit

**Synonym(s):** Anti-FLJ10439, Anti-WD repeat domain 74

[All Photos](#) (6)

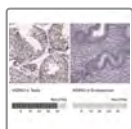
Product No.	Clonality	Application	Species Reactivity	Citations	SDS
<a href="#">HPA037795</a>	polyclonal	IHC	human		
<a href="#">HPA038419</a>	polyclonal	IF, IHC	human		



## Anti-WDR26 antibody produced in rabbit

[All Photos](#) (5)


Product No.	Clonality	Application	Species Reactivity	Citations	SDS
<a href="#">HPA028539</a>	polyclonal	IF, IHC	human	1	

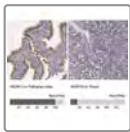


## Anti-WDR63 antibody produced in rabbit

**Synonym(s):** Anti-DIC3, Anti-FLJ30067, Anti-NYD-SP29

## All Photos (4)


Product No.	Clonality	Application	Species Reactivity	Citations	SDS
<a href="#">HPA038526</a>	polyclonal	IHC	human		

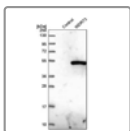


### Anti-WDR13 antibody produced in rabbit

**Synonym(s):** Anti-WD repeat protein 13 antibody produced in rabbit

## All Photos (5)


Product No.	Clonality	Application	Species Reactivity	Citations	SDS
<a href="#">HPA000913</a>	polyclonal	IF, IHC	human	4	




### Anti-WDR73 antibody produced in rabbit

**Synonym(s):** Anti-FLJ14888, Anti-HSPC264, Anti-WD repeat domain 73

## All Photos (2)



Product No.	Clonality	Application	Species Reactivity	Citations	SDS
<a href="#">HPA039357</a>	polyclonal	IHC	human	6	



### Anti-WDR37 antibody produced in rabbit

**Synonym(s):** Anti-KIAA0982, Anti-WD repeat domain 37

## All Photos (14)



Product No.	Clonality	Application	Species Reactivity	Citations	SDS
<a href="#">HPA037376</a>	polyclonal	IHC	mouse, human, rat	1	
<a href="#">HPA037565</a>	polyclonal	IHC	mouse, human		

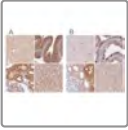


### Anti-WDR61 antibody produced in rabbit

**Synonym(s):** Anti-Rec14, Anti-Wd repeat domain 61

## All Photos (15)

Product No.	Clonality	Application	Species Reactivity	Citations	SDS
<a href="#">HPA040065</a>	polyclonal	IF, IHC	rat, mouse, human		
<a href="#">HPA039932</a>	polyclonal	IF, IHC	human		



## Anti-WDR54 antibody produced in rabbit

**Synonym(s):** Anti-FLJ12953, Anti-Flj12953, Anti-Wd repeat domain 54

[All Photos](#) (14)

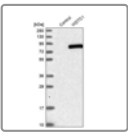
Product No.	Clonality	Application	Species Reactivity	Citations	SDS
<a href="#">HPA053558</a>	polyclonal	IF, IHC	human		
<a href="#">HPA043257</a>	polyclonal	IHC	human	2	



## Anti-WDR48 antibody produced in rabbit

[All Photos](#) (11)

Product No.	Clonality	Application	Species Reactivity	Citations	SDS
<a href="#">HPA058015</a>	polyclonal	IHC	human		
<a href="#">HPA038421</a>	polyclonal	IF, IHC, WB	human	6	

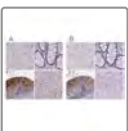


## Anti-WDTC1 antibody produced in rabbit

**Synonym(s):** Anti-ADP, Anti-DCAF9, Anti-KIAA1037, Anti-WD and tetratricopeptide repeats 1

[All Photos](#) (2)

Product No.	Clonality	Application	Species Reactivity	Citations	SDS
<a href="#">HPA028177</a>	polyclonal	IHC	human	1	



## Anti-WFDC8

**Synonym(s):** C20orf170, WAP8, dJ461P17.1



[All Photos](#) (12)

Product No.	Clonality	Application	Species Reactivity	Citations	SDS
<a href="#">HPA042710</a>	polyclonal	IHC	human		
<a href="#">HPA071119</a>	polyclonal	IHC	human	1	



## Anti-WFDC2 antibody produced in mouse

## All Photos (17)


Product No.	Clonality	Application	Species Reactivity	Citations	SDS
<b>AMAB91819</b>	CL12886, monoclonal	IHC	human		
<b>AMAB91821</b>	CL12917, monoclonal	IHC	human		



### Anti-WFDC2 antibody produced in rabbit

**Synonym(s):** Anti-EDDM4, Anti-HE4, Anti-WAP5, Anti-dJ461P17.6



## All Photos (7)


Product No.	Clonality	Application	Species Reactivity	Citations	SDS
<b>HPA042302</b>	polyclonal	IHC	human		



### Anti-Wilms Tumor Protein Antibody, clone 2018 ZooMAb<sup>®</sup> Rabbit Monoclonal

## All Photos (10)




Product No.	Clonality	Application	Species Reactivity	Citations	SDS
<b>ZRB1677</b>	2018, recombinant monoclonal	ICC, IHC (p), WB	human		 

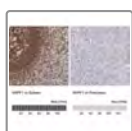


### Anti-WIPF2 antibody produced in rabbit

**Synonym(s):** Anti-WAS/WASL-interacting protein family member 2, Anti-WASP-interacting protein-related protein, Anti-WIP- and CR16-homologous protein, Anti-WIP-related protein

## All Photos (25)

Product No.	Clonality	Application	Species Reactivity	Citations	SDS
<b>HPA024001</b>	polyclonal	IF, IHC	human		
<b>HPA024467</b>	polyclonal	IHC	mouse, human, rat	8	
<b>HPA024000</b>	polyclonal	IF, IHC	rat, human, mouse		




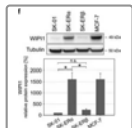
### Anti-WIPF1 antibody produced in rabbit

**Synonym(s):** Anti-Protein PRPL-2, Anti-WAS/WASL-interacting protein family member 1, Anti-WASP-interacting protein



**All**  
**Photos** (4)


Product No.	Clonality	Application	Species Reactivity	Citations	SDS
<b>HPA003739</b>	polyclonal	IHC	human	5	




**Anti-WIPI1 antibody produced in rabbit**

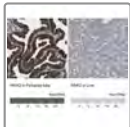
**Synonym(s):** Anti-Atg18 protein homolog, Anti-WD repeat domain phosphoinositide-interacting protein 1, Anti-WD40 repeat protein interacting with phosphoinositides of 49 kDa, Anti-WIPI 49 kDa, Anti-WIPI-1

**All**  
**Photos** (8)

Product No.	Clonality	Application	Species Reactivity	Citations	SDS
<b>HPA007493</b>	polyclonal	IHC	mouse, rat, human	5	

## All Photos (3) **Anti-WNK1 antibody produced in rabbit**



Product No.	Clonality	Application	Species Reactivity	Citations	SDS
<b>HPA059157</b>	polyclonal	IHC	human		

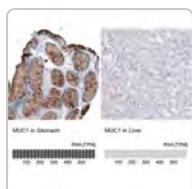


## **Anti-WNK2 antibody produced in rabbit**

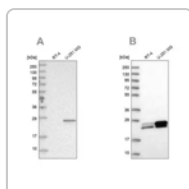
**Synonym(s):** Anti-KIAA1760, Anti-NY-CO-43, Anti-PRKWNK2, Anti-SDCCAG43

## All Photos (18)

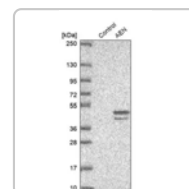
Product No.	Clonality	Application	Species Reactivity	Citations	SDS
<b>HPA015555</b>	polyclonal	IF, IHC	human		
<b>HPA016519</b>	polyclonal	IHC, WB	human		



Sigma-Aldrich  
**AMAB91533**  
Monoclonal  
Anti-MUC1...




Sigma-Aldrich  
**HPA028118**  
Anti-GUK1



Sigma-Aldrich  
**HPA0485**  
Anti-AEN  
antibody.



**Anti-WNT8A antibody produced in rabbit**



**Synonym(s):** Anti-WNT8D, Anti-Wingless-type MMTV integration site family, member 8A

[All Photos](#) (2)

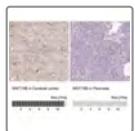
Product No.	Clonality	Application	Species Reactivity	Citations	SDS
<a href="#">HPA038539</a>	polyclonal	IHC	human		



### **Anti-Wnt7a Antibody, clone 1D11 ZooMAb<sup>®</sup> Rabbit Monoclonal**

[All Photos](#) (6)

Product No.	Clonality	Application	Species Reactivity	Citations	SDS
<a href="#">ZRB2170</a>	recombinant monoclonal	IHC, WB, affinity binding assay	rat, human		



### **Anti-WNT10B antibody produced in rabbit**

**Synonym(s):** Anti-SHFM6, Anti-WNT-12, Anti-wingless-type MMTV integration site family, member 10B

[All Photos](#) (4)

Product No.	Clonality	Application	Species Reactivity	Citations	SDS
<a href="#">HPA055048</a>	polyclonal	IHC	human		

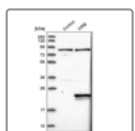


### **Anti-WRAP53 antibody produced in rabbit**

**Synonym(s):** Anti-FLJ10385, Anti-TCAB1, Anti-WD repeat containing, antisense to TP53, Anti-WDR79

[All Photos](#) (12)


Product No.	Clonality	Application	Species Reactivity	Citations	SDS
<a href="#">HPA028130</a>	polyclonal	IHC	human		
<a href="#">HPA023026</a>	polyclonal	IF, IHC, WB	human	4	

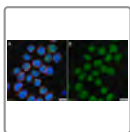


### **Anti-WRB antibody produced in rabbit**

**Synonym(s):** Anti-Congenital heart disease 5 protein, Anti-Tryptophan-rich protein




## All Photos (2)

Product No.	Clonality	Application	Species Reactivity	Citations	SDS
<a href="#">HPA018527</a>	polyclonal	IHC, WB	human	4	



### Anti-WRN Antibody, clone 20A11.1 ZooMAb<sup>®</sup> Mouse Monoclonal

## All Photos (5)



Product No.	Clonality	Application	Species Reactivity	Citations	SDS
<a href="#">ZMS1148</a>	recombinant monoclonal	FACS, ICC, WB	human		  




### Anti-WRNIP1 antibody produced in rabbit

**Synonym(s):** Anti-FLJ22526, Anti-WHIP, Anti-bA420G6.2, Anti-Werner helicase interacting protein 1

## All Photos (13)


Product No.	Clonality	Application	Species Reactivity	Citations	SDS
<a href="#">HPA031753</a>	polyclonal	IF, IHC	human		
<a href="#">HPA031752</a>	polyclonal	IHC	human	4	

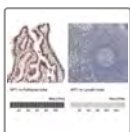


### Anti-WSCD1 antibody produced in rabbit

**Synonym(s):** Anti-WSC domain-containing protein 1


## All Photos (2)



Product No.	Clonality	Application	Species Reactivity	Citations	SDS
<a href="#">HPA015919</a>	polyclonal	IHC	human		




### Anti-WT1 antibody produced in mouse

## All Photos (30)

Product No.	Clonality	Application	Species Reactivity	Citations	SDS
<a href="#">AMAB91842</a>	CL13176, monoclonal	IF, IHC, WB	human		



Product No.	Clonality	Application	Species Reactivity	Citations	SDS
<b>AMAB91839</b>	CL13165, monoclonal	IF, IHC, WB	human		
<b>AMAB91840</b>	CL13170, monoclonal	IF, IHC, WB	human		



### Anti-WTAP antibody produced in rabbit

**Synonym(s):** Anti-Female-lethal(2)D homolog, Anti-Pre-mRNA-splicing regulator WTAP, Anti-WT1-associated protein, Anti-Wilms tumor 1-associating protein, Anti-hFL(2)D

**All Photos** (8)


Product No.	Clonality	Application	Species Reactivity	Citations	SDS
<b>HPA010549</b>	polyclonal	IF, IHC (p), WB	human	5	
<b>HPA010550</b>	polyclonal	IF, IHC	human	4	




### Anti-WTX (N-terminal) antibody produced in rabbit

**Synonym(s):** Anti-AMER1, Anti-FAM123B, Anti-FLJ39827, Anti-OSCS, Anti-Wilms tumor gene on the X chromosome



**All Photos** (2)

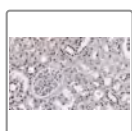
Product No.	Clonality	Application	Species Reactivity	Citations	SDS
<b>SAB4200184</b>	polyclonal	WB	human	4	



### Anti-WWP2 Antibody, clone 1C18 ZooMAb<sup>®</sup> Rabbit Monoclonal



**All Photos** (10)

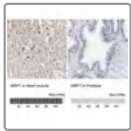
Product No.	Clonality	Application	Species Reactivity	Citations	SDS
<b>ZRB2194</b>	1C18, recombinant monoclonal	IHC, WB, affinity binding assay	human, rat, mouse		 



### Anti-XIAP Antibody, clone 3H4 ZooMAb<sup>®</sup> Rabbit Monoclonal

**All Photos** (14)



Product No.	Clonality	Application	Species Reactivity	Citations	SDS
<b>ZRB1709</b>	3H4, recombinant monoclonal	ICC, IHC, WB, affinity binding assay	rat, monkey, human		 



**Anti-XIRP1 antibody produced in rabbit**

**Synonym(s):** Anti-Cardiomyopathy-associated protein 1, Anti-Xin actin-binding repeat-containing protein 1

**All Photos** (12)




Product No.	Clonality	Application	Species Reactivity	Citations	SDS
<b>HPA018458</b>	polyclonal	IHC	human	5	
<b>HPA016750</b>	polyclonal	IHC	human	3	

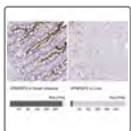


**Anti-XLF/NHEJ1 clone 1C16 ZooMAb<sup>®</sup> Rabbit Monoclonal**

**Synonym(s):** Anti-CXCL12/SDF1 Antibody, clone 5I2 ZooMAb<sup>®</sup> Rabbit Monoclonal

**All Photos** (8)


Product No.	Clonality	Application	Species Reactivity	Citations	SDS
<b>ZRB2069</b>	1C16, recombinant monoclonal	FACS, ICC, IHC, WB, affinity binding assay	human		  



**Anti-XPNPEP2 antibody produced in rabbit**

**Synonym(s):** Anti-Membrane-bound APP, Anti-Membrane-bound AmP, Anti-Membrane-bound aminopeptidase P, Anti-X-Pro aminopeptidase 2, Anti-Xaa-Pro aminopeptidase 2, Anti-mAmP

**All Photos** (3)

Product No.	Clonality	Application	Species Reactivity	Citations	SDS
<b>HPA000339</b>	polyclonal	IHC	human	1	



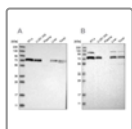
### Anti-XPNPEP3 antibody produced in rabbit

**Synonym(s):** Anti-APP3 antibody produced in rabbit, Anti-Aminopeptidase P3 antibody produced in rabbit, Anti-Putative Xaa-Pro aminopeptidase 3 antibody produced in rabbit, Anti-X-Pro aminopeptidase 3 antibody produced in rabbit

All

Photos (6)

Product No.	Clonality	Application	Species Reactivity	Citations	SDS
<b>HPA000527</b>	polyclonal	IHC	human, rat	1	



### Anti-XPNPEP1 antibody produced in rabbit

**Synonym(s):** Anti-KRT8L2, Anti-X-prolyl aminopeptidase (aminopeptidase P) 1, soluble, Anti-XPNPEP, Anti-XPNPEPL, Anti-XPNPEPL1

All

Photos (7)

Product No.	Clonality	Application	Species Reactivity	Citations	SDS
<b>HPA030419</b>	polyclonal	IF, IHC	human		
<b>HPA030420</b>	polyclonal	IF, IHC	rat, mouse, human		



### Anti-XPO5 antibody produced in rabbit

**Synonym(s):** Anti-KIAA1291, Anti-PRPF10, Anti-Prp10, Anti-SAP155, Anti-SF3b155, Anti-exportin 5, Anti-Exp5, Anti-Exportin-5, Anti-Ran-binding protein 21

All

Photos (17)


Product No.	Clonality	Application	Species Reactivity	Citations	SDS
<b>HPA029909</b>	polyclonal	IF	human, mouse	4	
<b>HPA023959</b>	polyclonal	IF, IHC	mouse, rat, human	4	
<b>HPA018402</b>	polyclonal	IF, IHC	human, rat, mouse	10	



### Anti-XPR1 antibody produced in rabbit

All Photos (4)

Product No.	Clonality	Application	Species Reactivity	Citations	SDS
<b>HPA016557</b>	polyclonal	IHC	human	1	



## Anti-XRCC1 antibody produced in rabbit

**Synonym(s):** Anti-DNA-repair protein XRCC1, Anti-X-ray repair cross-complementing protein 1

[All Photos](#) (8)

Product No.	Clonality	Application	Species Reactivity	Citations	SDS
<a href="#">HPA006717</a>	polyclonal	IF, IHC	human	2	

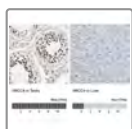


## Anti-XRCC6 antibody produced in rabbit

**Synonym(s):** Anti-D22S671, Anti-D22S731, Anti-G22P1, Anti-KU70, Anti-ML8

[All Photos](#) (14)

Product No.	Clonality	Application	Species Reactivity	Citations	SDS
<a href="#">HPA062226</a>	polyclonal	IF, IHC	human	2	
<a href="#">HPA047549</a>	polyclonal	IF, IHC	human		

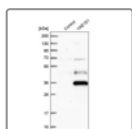


## Anti-XRCC4 antibody produced in rabbit

**Synonym(s):** Anti-DNA-repair protein XRCC4, Anti-X-ray repair cross-complementing protein 4

[All Photos](#) (7)

Product No.	Clonality	Application	Species Reactivity	Citations	SDS
<a href="#">HPA006801</a>	polyclonal	IF, IHC	human	7	



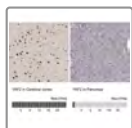
## Anti-YAE1D1 antibody produced in rabbit

**Synonym(s):** Anti-C7orf36, Anti-GK003

[All Photos](#) (2)

Product No.	Clonality	Application	Species Reactivity	Citations	SDS
<a href="#">HPA019226</a>	polyclonal	IHC	human	1	






## Anti-YAF2 antibody produced in rabbit

**Synonym(s):** Anti-YY1-associated factor 2

[All Photos](#) (4)

Product No.	Clonality	Application	Species Reactivity	Citations	SDS
<b>HPA026867</b>	polyclonal	IF, IHC	human		



## Anti-YAP1 (C-terminal) antibody produced in rabbit

**Synonym(s):** Anti-YAP, Anti-YAP2, Anti-YAP65, Anti-Yes-associated protein 1, 65kDa

[All Photos](#) (2)

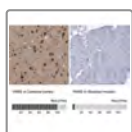
Product No.	Clonality	Application	Species Reactivity	Citations	SDS
<b>Y4770</b>	polyclonal	WB	human	10	



## Anti-YAP1 Antibody, clone 4F22, ZooMAb<sup>®</sup> Rabbit Monoclonal

[All Photos](#) (25)

Product No.	Clonality	Application	Species Reactivity	Citations	SDS
<b>ZRB1001</b>	4F22, recombinant monoclonal monoclonal	ICC, IHC (p), WB	mouse, human		



## Anti-YARS antibody produced in rabbit

**Synonym(s):** Anti-TyrRS, Anti-Tyrosyl-tRNA ligase, Anti-Tyrosyl-tRNA synthetase, cytoplasmic, Anti-Tyrosyl--tRNA ligase

[All Photos](#) (25)


Product No.	Clonality	Application	Species Reactivity	Citations	SDS
<b>HPA017936</b>	polyclonal	IHC	human	4	
<b>HPA018950</b>	polyclonal	IF, IHC	human, rat, mouse	3	
<b>HPA018954</b>	polyclonal	IF, IHC	rat, mouse, human	4	

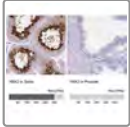
All

## Anti-YBX1 antibody produced in rabbit

Photos (7)

**Synonym(s):** Anti-Bp-8, Anti-Csda2, Anti-Csdb, Anti-Dbpb, Anti-Mdr-nf1, Anti-Nsep-1, Anti-Nsep1, Anti-Y box binding protein 1, Anti-Yb-1, Anti-Yb1



Product No.	Clonality	Application	Species Reactivity	Citations	SDS
<b>HPA040304</b>	polyclonal	IF, IHC	mouse, rat, human	2	

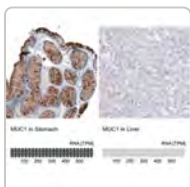


## Anti-YBX2 antibody produced in rabbit

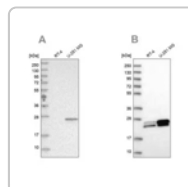
**Synonym(s):** Anti-CSDA3, Anti-MSY2

All Photos (7)

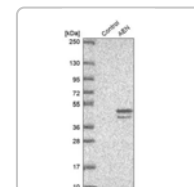
Product No.	Clonality	Application	Species Reactivity	Citations	SDS
<b>HPA056744</b>	polyclonal	IHC	human		
<b>HPA053904</b>	polyclonal	IF, IHC	human		



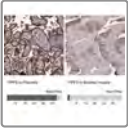
Sigma-Aldrich  
**AMAB91533**  
Monoclonal  
Anti-MUC1...



Sigma-Aldrich  
**HPA028118**  
Anti-GUK1



Sigma-Aldric  
**HPA0485**  
Anti-AEN  
antibody.



## Anti-YIPF5 antibody produced in rabbit

[All Photos](#) (7)

Product No.	Clonality	Application	Species Reactivity	Citations	SDS
<a href="#">HPA073622</a>	polyclonal	IF, IHC	human		




## Anti-YIPF3 antibody produced in rabbit

**Synonym(s):** Anti-Killer lineage protein 1, Anti-Natural killer cell-specific antigen KLIP1, Anti-Protein YIPF3, Anti-YIP1 family member 3

[All Photos](#) (3)


Product No.	Clonality	Application	Species Reactivity	Citations	SDS
<a href="#">HPA014859</a>	polyclonal	IF, IHC	human	2	



## Anti-YLPM1 antibody produced in rabbit

[All Photos](#) (2)

Product No.	Clonality	Application	Species Reactivity	Citations	SDS
<a href="#">HPA061123</a>	polyclonal	IF, WB	human		

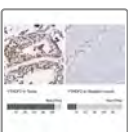


## Anti-YOD1 antibody produced in rabbit

**Synonym(s):** Anti-DKFZp451J1719, Anti-DUBA8, Anti-OTUD2, Anti-YOD1 OTU deubiquinating enzyme 1 homolog (*S. cerevisiae*)

[All Photos](#) (3)


Product No.	Clonality	Application	Species Reactivity	Citations	SDS
<a href="#">HPA028400</a>	polyclonal	IF, IHC, WB	human		

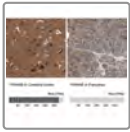


## Anti-YTHDF2 antibody produced in rabbit

**Synonym(s):** Anti-HGRG8, Anti-NY-REN-2

[All Photos](#) (5)


Product No.	Clonality	Application	Species Reactivity	Citations	SDS
<b>HPA059621</b>	polyclonal	IHC	human	4	

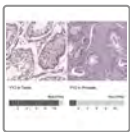


### Anti-YWHAB antibody produced in rabbit

**Synonym(s):** Anti-14-3-3 protein beta/alpha, Anti-KCIP-1, Anti-Protein 1054, Anti-Protein kinase C inhibitor protein 1


**All Photos** (8)

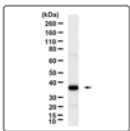
Product No.	Clonality	Application	Species Reactivity	Citations	SDS
<b>HPA011212</b>	polyclonal	IF, IHC	human, mouse, rat	7	



### Anti-YY2 antibody produced in rabbit



**All Photos** (4)

Product No.	Clonality	Application	Species Reactivity	Citations	SDS
<b>HPA030335</b>	polyclonal	IF, IHC	human	1	



### Anti-YY1/Ying-Yang 1 Antibody, clone 1M12 ZooMAb<sup>®</sup> Rabbit Monoclonal



**All Photos** (7)

Product No.	Clonality	Application	Species Reactivity	Citations	SDS
<b>ZRB2054</b>	1M12, recombinant monoclonal	ELISA, WB, affinity binding assay	human		 

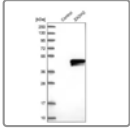


### Anti-Z-DNA Antibody, clone Z22 ZooMAb<sup>®</sup> Mouse Monoclonal

**All Photos** (7)

Product No.	Clonality	Application	Species Reactivity	Citations	SDS
<b>ZMS1185</b>	Z22, recombinant	ELISA, IF	mouse, <i>E. coli</i>		 

Product No.	Clonality	Application	Species Reactivity	Citations	SDS
	monoclonal				

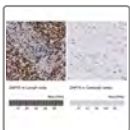


### Anti-ZADH2 antibody produced in rabbit

**Synonym(s):** Anti-Zinc-binding alcohol dehydrogenase domain-containing protein 2

[All Photos](#) (5)

Product No.	Clonality	Application	Species Reactivity	Citations	SDS
<b>HPA021468</b>	polyclonal	IHC	human	3	



### Anti-ZAP70 antibody produced in rabbit

**Synonym(s):** Anti-70 kDa  $\zeta$ -associated protein antibody produced in rabbit, Anti-Syk-related tyrosine kinase antibody produced in rabbit, Anti-Tyrosine-protein kinase ZAP-70 antibody produced in rabbit

[All Photos](#) (4)

Product No.	Clonality	Application	Species Reactivity	Citations	SDS
<b>HPA003134</b>	polyclonal	IHC	human	5	



### Anti-ZAP-70 Antibody, clone 1D9 ZooMAb<sup>®</sup> Rabbit Monoclonal

[All Photos](#) (7)

Product No.	Clonality	Application	Species Reactivity	Citations	SDS
<b>ZRB2144</b>	1D9, recombinant monoclonal	FACS, IHC, WB, affinity binding assay	human		




### Anti-ZBBX antibody produced in rabbit

**Synonym(s):** Anti-FLJ23049, Anti-Zinc finger, B-box domain containing

[All Photos](#) (14)

Product No.	Clonality	Application	Species Reactivity	Citations	SDS
<b>HPA036328</b>	polyclonal	IHC	human		
<b>HPA036327</b>	polyclonal	IHC	human		

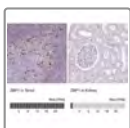


## Anti-ZBED6CL antibody produced in rabbit

**Synonym(s):** Anti-C7orf29, Anti-Uncharacterized protein C7orf29

[All Photos](#) (2)

Product No.	Clonality	Application	Species Reactivity	Citations	SDS
<a href="#">HPA019724</a>	polyclonal	IHC	human		

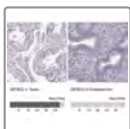


## Anti-ZBP1 antibody produced in rabbit

**Synonym(s):** Anti-C20orf183, Anti-DAI, Anti-DLM-1, Anti-DLM1, Anti-Z-DNA binding protein 1, Anti-dJ718J7.3

[All Photos](#) (3)

Product No.	Clonality	Application	Species Reactivity	Citations	SDS
<a href="#">HPA041256</a>	polyclonal	IHC	human	1	



## Anti-ZBTB32

**Synonym(s):** FAXF, FAZF, Rog, TZFP, ZNF538

[All Photos](#) (3)

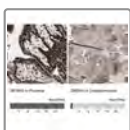
Product No.	Clonality	Application	Species Reactivity	Citations	SDS
<a href="#">HPA076730</a>	polyclonal	IHC	human		



## Anti-ZBTB18 antibody produced in rabbit

[All Photos](#) (4)


Product No.	Clonality	Application	Species Reactivity	Citations	SDS
<a href="#">HPA074019</a>	polyclonal	IF, IHC, WB	human		

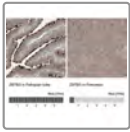


## Anti-ZBTB10 antibody produced in rabbit

**Synonym(s):** Anti-Zinc finger and BTB domain-containing protein 10, Anti-Zinc finger protein RIN ZF

[All Photos](#) (4)


Product No.	Clonality	Application	Species Reactivity	Citations	SDS
<a href="#">HPA021554</a>	polyclonal	IF, IHC	human		

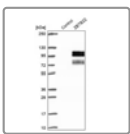


### Anti-ZBTB3 antibody produced in rabbit

**Synonym(s):** Anti-BEN, Anti-Cream1, Anti-FLJ23392, Anti-GTF3, Anti-LCHN, Anti-MusTRD1, Anti-RBAP2, Anti-WBSCR11, Anti-WBSCR12, Anti-zinc finger and BTB domain containing 3

[All Photos](#) (3)


Product No.	Clonality	Application	Species Reactivity	Citations	SDS
<a href="#">HPA035322</a>	polyclonal	IHC	human		

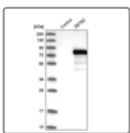


### Anti-ZBTB22 antibody produced in rabbit

**Synonym(s):** Anti-BING1, Anti-Fru, Anti-Fruitless, Anti-ZBTB22A, Anti-ZNF297, Anti-ZNF297A, Anti-Zinc Finger And BTB Domain Containing 22

[All Photos](#) (2)




Product No.	Clonality	Application	Species Reactivity	Citations	SDS
<a href="#">HPA043848</a>	polyclonal	IHC (p), WB	human		



### Anti-ZBTB2 antibody produced in rabbit

**Synonym(s):** Anti-Zinc finger and BTB domain-containing protein 2

[All Photos](#) (7)


Product No.	Clonality	Application	Species Reactivity	Citations	SDS
<a href="#">HPA023136</a>	polyclonal	IHC	human	3	
<a href="#">HPA023487</a>	polyclonal	IF, IHC	human	3	
<a href="#">HPA023137</a>	polyclonal	IHC	human	3	




### Anti-ZBTB21 antibody produced in rabbit

**Synonym(s):** Anti-ZNF295, Anti-Zinc finger and BTB domain-containing protein 21, Anti-Zinc finger protein 295

[All Photos](#) (5)


Product No.	Clonality	Application	Species Reactivity	Citations	SDS
<a href="#">HPA024655</a>	polyclonal	IF, IHC	human	2	



### Anti-ZBTB7A antibody produced in rabbit

**Synonym(s):** Anti-DKFZp547O146, Anti-FBI-1, Anti-LRF, Anti-ZBTB7, Anti-ZNF857A, Anti-pokemon

[All Photos](#) (5)



Product No.	Clonality	Application	Species Reactivity	Citations	SDS
<a href="#">HPA046387</a>	polyclonal	IF, IHC	human		




### Anti-ZBTB7B antibody produced in rabbit

**Synonym(s):** Anti-Zfp-67, Anti-Zinc finger and BTB domain-containing protein 15, Anti-Zinc finger and BTB domain-containing protein 7B, Anti-Zinc finger protein 67 homolog, Anti-Zinc finger protein Th-POK, Anti-hcKrox, Anti-T-helper-inducing POZ/Krueppel-like factor

[All Photos](#) (12)



Product No.	Clonality	Application	Species Reactivity	Citations	SDS
<a href="#">HPA025820</a>	polyclonal	IF, IHC	human		
<a href="#">HPA006811</a>	polyclonal	IF, IHC	human	4	

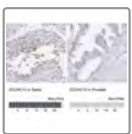


### Anti-ZCCHC7 antibody produced in rabbit

**Synonym(s):** Anti-Zinc finger CCHC domain-containing protein 7, Anti-AIR1, Anti-FLJ22611, Anti-zinc finger, CCHC domain containing 7

[All Photos](#) (8)

Product No.	Clonality	Application	Species Reactivity	Citations	SDS
<a href="#">HPA021088</a>	polyclonal	IF, IHC	human	3	
<a href="#">HPA029522</a>	polyclonal	IHC	human	3	





### Anti-ZCCHC13 antibody produced in rabbit

**Synonym(s):** Anti-4930513O09RIK, Anti-Cnbp2, Anti-ZNF9L, Anti-Zinc finger, CCHC domain containing 13

[All Photos](#) (4)




Product No.	Clonality	Application	Species Reactivity	Citations	SDS
<a href="#">HPA003382</a>	polyclonal	IHC	human	1	




### Anti-ZCCHC9 antibody produced in rabbit

**Synonym(s):** Anti-DKFZp761J139, Anti-Zinc finger, CCHC domain containing 9

[All Photos](#) (2)


Product No.	Clonality	Application	Species Reactivity	Citations	SDS
<a href="#">HPA038404</a>	polyclonal	IHC	human		



### Anti-ZCCHC10 antibody produced in rabbit


**Synonym(s):** Anti-FLJ20094, Anti-Zinc finger, CCHC domain containing 10

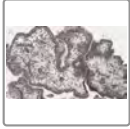
[All Photos](#) (3)

Product No.	Clonality	Application	Species Reactivity	Citations	SDS
<a href="#">HPA038944</a>	polyclonal	IF, IHC	human	1	

**All Photos (3) Anti-ZCCHC12 antibody produced in rabbit**



**Synonym(s):** Anti-FLJ16123, Anti-PNMA7A, Anti-SIZN, Anti-SIZN1

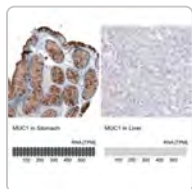
Product No.	Clonality	Application	Species Reactivity	Citations	SDS
<b>HPA031016</b>	polyclonal	IF, IHC	human		



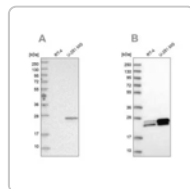
**Anti-ZCCHC3 Antibody, clone 1E10 ZooMAb® Rabbit Monoclonal**

**All Photos (12)**

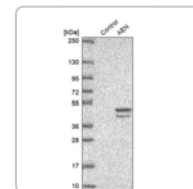
Product No.	Clonality	Application	Species Reactivity	Citations	SDS
<b>ZRB1184</b>	1E10, recombinant monoclonal	ICC, IHC (p), WB	human	 	




**Sigma-Aldrich**  
**AMAB91533**  
**Monoclonal**  
**Anti-MUC1...**



**Sigma-Aldrich**  
**HPA028118**  
**Anti-GUK1**



**HPA0485**  
**Anti-AEN**  
**antibody.**

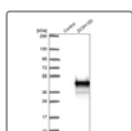


## Anti-ZC3H10 antibody produced in rabbit

**Synonym(s):** Anti-Flj14451, Anti-Zc3hdc10, Anti-Zinc finger ccch-type containing 10

[All Photos](#) (2)

Product No.	Clonality	Application	Species Reactivity	Citations	SDS
<a href="#">HPA039236</a>	polyclonal	IHC	human		

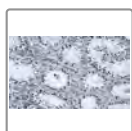


## Anti-ZC3H12D antibody produced in rabbit

**Synonym(s):** Anti-C6orf95, Anti-DJ281H8.1, Anti-MCPIP4, Anti-Zinc finger CCCH-type containing 12D

[All Photos](#) (2)

Product No.	Clonality	Application	Species Reactivity	Citations	SDS
<a href="#">HPA036897</a>	polyclonal	IHC	human		



## Anti-ZC3H13 Antibody, clone 1F4 ZooMAb<sup>®</sup> Rabbit Monoclonal

[All Photos](#) (19)

Product No.	Clonality	Application	Species Reactivity	Citations	SDS
<a href="#">ZRB2365</a>	1F4, recombinant monoclonal	ICC, IHC, WB, affinity binding assay	human		



## Anti-ZC3H14 antibody produced in rabbit

**Synonym(s):** Anti-FLJ11806, Anti-NY-REN-37, Anti-UKp68, Anti-zinc finger CCCH-type containing 14

[All Photos](#) (15)

Product No.	Clonality	Application	Species Reactivity	Citations	SDS
<a href="#">HPA049798</a>	polyclonal	IF, IHC	human	2	
<a href="#">HPA053510</a>	polyclonal	IF, IHC	human		



## Anti-ZC3H15 antibody produced in rabbit

**Synonym(s):** Anti-LEREPO4, Anti-zinc finger CCCH-type containing 15

[All Photos](#) (22)

Product No.	Clonality	Application	Species Reactivity	Citations	SDS
<a href="#">HPA031100</a>	polyclonal	IHC	rat, human, mouse		
<a href="#">HPA031099</a>	polyclonal	IF, IHC	human	1	
<a href="#">HPA031101</a>	polyclonal	IF, IHC	rat, mouse, human		



## Anti-ZC3H18 antibody produced in rabbit

**Synonym(s):** Anti-Nhn1, Anti-Zinc finger ccch-type containing 18

[All Photos](#) (13)

Product No.	Clonality	Application	Species Reactivity	Citations	SDS
<a href="#">HPA041327</a>	polyclonal	IF, IHC	human		
<a href="#">HPA040847</a>	polyclonal	IF, IHC, WB	human	3	



## Anti-ZC3H4 antibody produced in rabbit

**Synonym(s):** Anti-C19orf7, Anti-Kiaa1064, Anti-Zinc finger ccch-type containing 4

[All Photos](#) (6)

Product No.	Clonality	Application	Species Reactivity	Citations	SDS
<a href="#">HPA040934</a>	polyclonal	IF, IHC, WB	human	1	

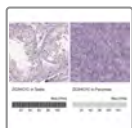


## Anti-ZC3HC1 antibody produced in rabbit

**Synonym(s):** Anti-Nuclear-interacting partner of ALK, Anti-Nuclear-interacting partner of anaplastic lymphoma kinase, Anti-Zinc finger C3HC-type protein 1, Anti-hNIPA

[All Photos](#) (14)

Product No.	Clonality	Application	Species Reactivity	Citations	SDS
<a href="#">HPA019089</a>	polyclonal	IHC	human	3	
<a href="#">HPA024023</a>	polyclonal	IF, IHC	mouse, human, rat	3	

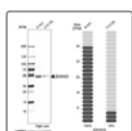


## Anti-ZC2HC1C

**Synonym(s):** C14orf140, FAM164C

[All Photos](#) (3)

Product No.	Clonality	Application	Species Reactivity	Citations	SDS
<a href="#">HPA065062</a>	polyclonal	IHC	human		



## Anti-ZDHHC9 antibody produced in rabbit

**Synonym(s):** Anti-CGI-89, Anti-CXorf11, Anti-ZDHHC10, Anti-ZNF379, Anti-ZNF380, Anti-zinc finger, DHHC-type containing 9

[All Photos](#) (3)

Product No.	Clonality	Application	Species Reactivity	Citations	SDS
<a href="#">HPA031814</a>	polyclonal	IF, IHC, WB	human	2	

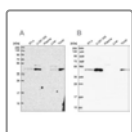


## Anti-ZDHHC17 antibody produced in rabbit

**Synonym(s):** Anti-DHHC-17, Anti-Huntingtin yeast partner H, Anti-Huntingtin-interacting protein 14, Anti-Huntingtin-interacting protein 3, Anti-Huntingtin-interacting protein H, Anti-Palmitoyltransferase ZDHHC17, Anti-Putative MAPK-activating protein PM11, Anti-Putative NF-kappa-B-activating, Anti-Zinc finger DHHC domain-containing protein 17

[All Photos](#) (7)

Product No.	Clonality	Application	Species Reactivity	Citations	SDS
<a href="#">HPA016807</a>	polyclonal	IF, IHC	human	3	

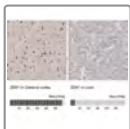


## Anti-ZDHHC16 antibody produced in rabbit

**Synonym(s):** Anti-Aph2, Anti-Zinc finger, dhhc-type containing 16

[All Photos](#) (4)

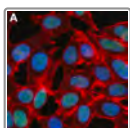
Product No.	Clonality	Application	Species Reactivity	Citations	SDS
<a href="#">HPA039893</a>	polyclonal	IHC	human	1	
<a href="#">HPA040214</a>	polyclonal	IF	human		



## Anti-ZEB1 antibody produced in rabbit

[All Photos](#) (7)


Product No.	Clonality	Application	Species Reactivity	Citations	SDS
<a href="#">HPA027524</a>	polyclonal	IF, IHC	human	113	



## Anti-ZEB1 Antibody, clone 5C20 ZooMAb® Rabbit Monoclonal

[All Photos](#) (21)

Product No.	Clonality	Application	Species Reactivity	Citations	SDS
<a href="#">ZRB1129</a>	5C20, recombinant monoclonal	ELISA, ICC, WB, affinity binding assay	mouse, human		



## Anti-ZER1 antibody produced in rabbit

**Synonym(s):** Anti-C9orf60, Anti-Hzyg, Anti-ZYG, Anti-ZYG11BL

[All Photos](#) (2)

Product No.	Clonality	Application	Species Reactivity	Citations	SDS
<a href="#">HPA048464</a>	polyclonal	IF, IHC, WB	human		

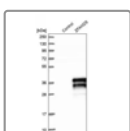


## Anti-ZFAND1 antibody produced in rabbit

**Synonym(s):** Anti-AN1-type zinc finger protein 1

[All Photos](#) (6)


Product No.	Clonality	Application	Species Reactivity	Citations	SDS
<a href="#">HPA023383</a>	polyclonal	IF, IHC	human	4	

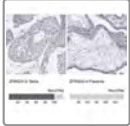


## Anti-ZFAND5 antibody produced in rabbit

**Synonym(s):** Anti-AN1-type zinc finger protein 5, Anti-Zinc finger A20 domain-containing protein 2, Anti-Zinc finger protein 216

**All Photos** (3)



Product No.	Clonality	Application	Species Reactivity	Citations	SDS
<b>HPA018129</b>	polyclonal	IF, IHC	human	6	




**Anti-ZFAND4 antibody produced in rabbit**

**Synonym(s):** Anti-ANUBL1, Anti-FLJ40185



**All Photos** (5)

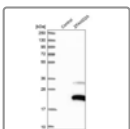
Product No.	Clonality	Application	Species Reactivity	Citations	SDS
<b>HPA074103</b>	polyclonal	IF, IHC	human		
<b>HPA037839</b>	polyclonal	IHC	human	1	



**Anti-ZFAND1 Antibody, clone 4K16 ZooMAb<sup>®</sup> Rabbit Monoclonal**

**All Photos** (6)


Product No.	Clonality	Application	Species Reactivity	Citations	SDS
<b>ZRB1062</b>	4K16, recombinant monoclonal	ELISA, WB, affinity binding assay	human, mouse		 




**Anti-ZFAND2A antibody produced in rabbit**

**Synonym(s):** Anti-AN1-type zinc finger protein 2A

**All Photos** (5)


Product No.	Clonality	Application	Species Reactivity	Citations	SDS
<b>HPA019469</b>	polyclonal	IHC	human	4	

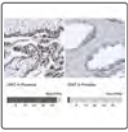


**Anti-ZFAND2B antibody produced in rabbit**

**Synonym(s):** Anti-AIRAPL, Anti-Zinc finger, AN1-type domain 2B

**All Photos** (3)


Product No.	Clonality	Application	Species Reactivity	Citations	SDS
<a href="#">HPA035160</a>	polyclonal	IF, IHC	human		

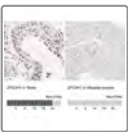


### Anti-ZFAT antibody produced in rabbit

**Synonym(s):** Anti-KIAA1485, Anti-ZFAT1, Anti-ZNF406, Anti-zinc finger and AT hook domain containing

[All Photos](#) (3)


Product No.	Clonality	Application	Species Reactivity	Citations	SDS
<a href="#">HPA020989</a>	polyclonal	IHC	human	4	

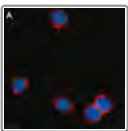


### Anti-ZFC3H1 antibody produced in rabbit

**Synonym(s):** CCDC131, KIAA0546, MGC23401, PSRC2



[All Photos](#) (6)

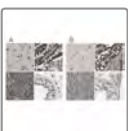
Product No.	Clonality	Application	Species Reactivity	Citations	SDS
<a href="#">HPA007151</a>	polyclonal	IF, IHC	human	4	



### Anti-Zfp64 Antibody, clone 3B22 ZooMAb<sup>®</sup> Rabbit Monoclonal

[All Photos](#) (8)



Product No.	Clonality	Application	Species Reactivity	Citations	SDS
<a href="#">ZRB1199</a>	3B22, monoclonal recombinant monoclonal	ICC, WB, affinity binding assay	human		 



### Anti-ZFPL1 antibody produced in rabbit

**Synonym(s):** Anti-Zinc finger protein MCG4, Anti-Zinc finger protein-like 1

[All Photos](#) (17)

Product No.	Clonality	Application	Species Reactivity	Citations	SDS
<a href="#">HPA017347</a>	polyclonal	IF, IHC	human	1	
<a href="#">HPA014909</a>	polyclonal	IF, IHC	human	6	








## Anti-ZFP36L2 Antibody, clone 1E10 ZooMAb<sup>®</sup> Rabbit Monoclonal

**Synonym(s):** Anti- $\alpha$ -Actinin 4 Antibody, clone 1D9 ZooMAb<sup>®</sup> Rabbit Monoclonal

**All**


**Photos** (7)

Product No.	Clonality	Application	Species Reactivity	Citations	SDS
<b>ZRB2719</b>	1E10, recombinant monoclonal	ICC, IHC, WB, affinity binding assay	mouse, human	  	



## Anti-ZFPM1 antibody produced in rabbit

**All Photos** (4)

Product No.	Clonality	Application	Species Reactivity	Citations	SDS
<b>HPA046603</b>	polyclonal	IF, IHC	human		





## Anti-ZG16 antibody produced in rabbit

**Synonym(s):** Anti-JCLN, Anti-JCLN1, Anti-ZG16A, Anti-hZG16, Anti-zymogen granule protein 16 homolog (rat)

**All**



**Photos** (14)

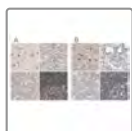
Product No.	Clonality	Application	Species Reactivity	Citations	SDS
<b>HPA052066</b>	polyclonal	IHC	human		
<b>HPA052512</b>	polyclonal	IHC	human		

**All**  
**Photos** (14)

**Anti-ZG16B antibody produced in rabbit**

**Synonym(s):** Anti-Hrpe773, Anti-Jcln2, Anti-Pro1567, Anti-Zymogen granule protein 16 homolog b (rat)



Product No.	Clonality	Application	Species Reactivity	Citations	SDS
<b>HPA053549</b>	polyclonal	IF, IHC	human		
<b>HPA041125</b>	polyclonal	IHC	human		

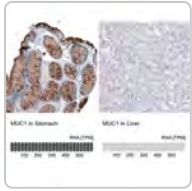


**Anti-ZHX2 antibody produced in rabbit**

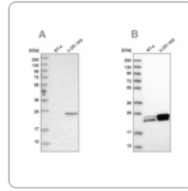
**Synonym(s):** Anti-KIAA0854, Anti-Zinc fingers and homeoboxes 2

**All Photos** (13)

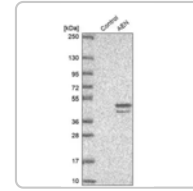
Product No.	Clonality	Application	Species Reactivity	Citations	SDS
<b>HPA006769</b>	polyclonal	IF, IHC	human	2	
<b>HPA006996</b>	polyclonal	IF, IHC	human	2	



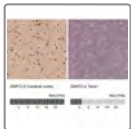
Sigma-Aldrich  
**AMAB91533**  
 Monoclonal  
 Anti-MUC1...



Sigma-Aldrich  
**HPA028118**  
 Anti-GUK1



Sigma-Aldrich  
**HPA0485**  
 Anti-AEN  
 antibody.

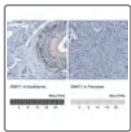


### Anti-ZMAT3

**Synonym(s):** FLJ12296, MGC10613, PAG608, WIG-1, WIG1

[All Photos](#) (3)

Product No.	Clonality	Application	Species Reactivity	Citations	SDS
<b>HPA027569</b>	polyclonal	IHC	human		

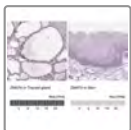


### Anti-ZMAT1 antibody produced in rabbit

**Synonym(s):** Anti-Zinc finger matrin-type protein 1

[All Photos](#) (4)


Product No.	Clonality	Application	Species Reactivity	Citations	SDS
<b>HPA012827</b>	polyclonal	IHC	human	3	



### Anti-ZMAT4 antibody produced in rabbit


[All Photos](#) (5)

Product No.	Clonality	Application	Species Reactivity	Citations	SDS
<b>HPA069813</b>	polyclonal	IHC	human		



### Anti-ZMAT5 antibody produced in rabbit

[All Photos](#) (3)


Product No.	Clonality	Application	Species Reactivity	Citations	SDS
<b>HPA004858</b>	polyclonal	IF, IHC	human	1	




### Anti-ZMYM2 antibody produced in rabbit

**Synonym(s):** Anti-FIM, Anti-MYM, Anti-RAMP, Anti-ZNF198, Anti-zinc finger, MYM-type 2

[All Photos \(6\)](#)


Product No.	Clonality	Application	Species Reactivity	Citations	SDS
<b>HPA031765</b>	polyclonal	IF, IHC	human	1	

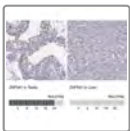


### Anti-ZMYND8 antibody produced in rabbit

**Synonym(s):** Anti-CTCL tumor antigen se14-3, Anti-Cutaneous T-cell Lymphoma-associated antigen se14-3, Anti-Protein kinase C-binding protein 1, Anti-Rack7, Anti-Zinc finger MYND domain-containing protein 8

[All Photos \(6\)](#)


Product No.	Clonality	Application	Species Reactivity	Citations	SDS
<b>HPA020949</b>	polyclonal	IF, IHC	human	7	




### Anti-ZNF541

**Synonym(s):** DKFZp434I1930

[All Photos \(3\)](#)


Product No.	Clonality	Application	Species Reactivity	Citations	SDS
<b>HPA076453</b>	polyclonal	IHC	human		

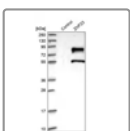


### Anti-ZNF330 antibody produced in rabbit

**Synonym(s):** Anti-Nucleolar autoantigen 36, Anti-Nucleolar cysteine-rich protein, Anti-Zinc finger protein 330

[All Photos \(2\)](#)


Product No.	Clonality	Application	Species Reactivity	Citations	SDS
<b>HPA015705</b>	polyclonal	IHC	human	3	



### Anti-ZNF23 antibody produced in rabbit

**Synonym(s):** Anti-Zinc finger protein 23, Anti-Zinc finger protein 359, Anti-Zinc finger protein KOX16

## All Photos (3)



Product No.	Clonality	Application	Species Reactivity	Citations	SDS
<a href="#">HPA023534</a>	polyclonal	IF, IHC	human	1	




### Anti-ZNF521 antibody produced in rabbit

**Synonym(s):** Anti-Early hematopoietic zinc finger protein, Anti-LYST-interacting protein 3, Anti-Zinc finger protein 521

## All Photos (15)


Product No.	Clonality	Application	Species Reactivity	Citations	SDS
<a href="#">HPA023849</a>	polyclonal	IHC	human		
<a href="#">HPA023056</a>	polyclonal	IF, IHC	human	4	

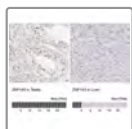


### Anti-ZNF704 antibody produced in rabbit

**Synonym(s):** Anti-Zinc finger protein 704

## All Photos (1)


Product No.	Clonality	Application	Species Reactivity	Citations	SDS
<a href="#">HPA024285</a>	polyclonal		human		

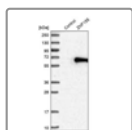


### Anti-ZNF143 antibody produced in rabbit

**Synonym(s):** Anti-SPH-binding factor antibody produced in rabbit, Anti-Zinc finger protein 143 antibody produced in rabbit

## All Photos (5)


Product No.	Clonality	Application	Species Reactivity	Citations	SDS
<a href="#">HPA003263</a>	polyclonal	IHC	human	5	

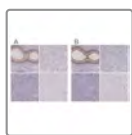


### Anti-ZNF155 antibody produced in rabbit

**Synonym(s):** Anti-Zinc finger protein 155 antibody produced in rabbit

## All Photos (3)



Product No.	Clonality	Application	Species Reactivity	Citations	SDS
<b>HPA003220</b>	polyclonal	IF, IHC	human	2	




### Anti-ZNF185 antibody produced in rabbit

**Synonym(s):** Anti-LIM domain protein ZNF185 antibody produced in rabbit, Anti-P1-A antibody produced in rabbit, Anti-Zinc finger protein 185 antibody produced in rabbit

**All Photos** (13)


Product No.	Clonality	Application	Species Reactivity	Citations	SDS
<b>HPA000400</b>	polyclonal	IHC	human	3	
<b>HPA016438</b>	polyclonal	IHC	human	1	

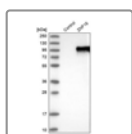


### Anti-ZNF503 antibody produced in rabbit

**Synonym(s):** Anti-FLJ45745, Anti-MGC2555, Anti-zinc finger protein 503

**All Photos** (6)


Product No.	Clonality	Application	Species Reactivity	Citations	SDS
<b>HPA026848</b>	polyclonal	IF, IHC	human	6	

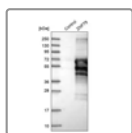


### Anti-ZNF16 antibody produced in rabbit

**Synonym(s):** Anti-KOX9, Anti-zinc finger protein 16

**All Photos** (2)


Product No.	Clonality	Application	Species Reactivity	Citations	SDS
<b>HPA035782</b>	polyclonal	IHC	human		



### Anti-ZNF79 antibody produced in rabbit

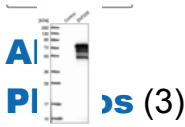
**Synonym(s):** Anti-pT7, Anti-zinc finger protein 79

**All Photos** (3)

Product No.	Clonality	Application	Species Reactivity	Citations	SDS
<b>HPA028977</b>	polyclonal	IF, IHC	human		



### Anti-ZNF205 antibody produced in rabbit



**Synonym(s):** Anti-Zinc finger protein 205 antibody produced in rabbit, Anti-Zinc finger protein 210 antibody produced in rabbit

[All Photos \(3\)](#)

Product No.	Clonality	Application	Species Reactivity	Citations	SDS
<a href="#">HPA001791</a>	polyclonal	IF, IHC	human	1	

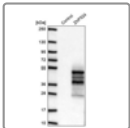


### Anti-ZNF746 antibody produced in rabbit

**Synonym(s):** Anti-Parkin-interacting Substrate, PARIS

[All Photos \(4\)](#)

Product No.	Clonality	Application	Species Reactivity	Citations	SDS
<a href="#">SAB4200530</a>	polyclonal	IF, WB	rat, mouse, human	2	




### Anti-ZNF524 antibody produced in rabbit

**Synonym(s):** Anti-MGC23143, Anti-zinc finger protein 524

[All Photos \(3\)](#)

Product No.	Clonality	Application	Species Reactivity	Citations	SDS
<a href="#">HPA050981</a>	polyclonal	IF, IHC, WB	human		

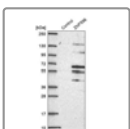


### Anti-ZNF580 antibody produced in rabbit

**Synonym(s):** Anti-zinc finger protein 580

[All Photos \(3\)](#)

Product No.	Clonality	Application	Species Reactivity	Citations	SDS
<a href="#">HPA054058</a>	polyclonal	IF, IHC	human		



### Anti-ZNF596 antibody produced in rabbit

**Synonym(s):** Anti-zinc finger protein 596

[All Photos \(3\)](#)

Product No.	Clonality	Application	Species Reactivity	Citations	SDS
<a href="#">HPA055463</a>	polyclonal	IF, IHC, WB	human		



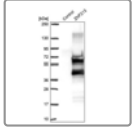
### Anti-ZNF740 antibody produced in rabbit

**Synonym(s):** Anti-Zfp740, Anti-Zinc finger protein 740



**All Photos** (3)

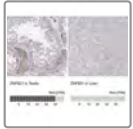
Product No.	Clonality	Application	Species Reactivity	Citations	SDS
<b>HPA035691</b>	polyclonal	IF, IHC	human		



### Anti-ZNF213 antibody produced in rabbit

**All Photos** (3)

Product No.	Clonality	Application	Species Reactivity	Citations	SDS
<b>HPA035000</b>	polyclonal	IF, IHC	human	1	

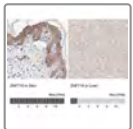


### Anti-ZNF821 antibody produced in rabbit

**Synonym(s):** Anti-Zinc finger protein 821

**All Photos** (4)

Product No.	Clonality	Application	Species Reactivity	Citations	SDS
<b>HPA036372</b>	polyclonal	IF, IHC	human		



### Anti-ZNF710 antibody produced in rabbit

**Synonym(s):** Anti-DKFZp547K1113, Anti-FLJ00306, Anti-FLJ37393, Anti-zinc finger protein 710

**All Photos** (10)

Product No.	Clonality	Application	Species Reactivity	Citations	SDS
<b>HPA030226</b>	polyclonal	IHC	human		
<b>HPA030227</b>	polyclonal	IHC	human		
<b>HPA030228</b>	polyclonal	IF, IHC	human		




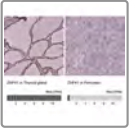
### Anti-ZNF572 antibody produced in rabbit

**Synonym(s):** Anti-FLJ38002

**All Photos** (4)




Product No.	Clonality	Application	Species Reactivity	Citations	SDS
<a href="#">HPA066838</a>	polyclonal	IF, IHC	human		





### **Anti-ZNF41 antibody produced in rabbit**

[All Photos](#) (4)

Product No.	Clonality	Application	Species Reactivity	Citations	SDS
<a href="#">HPA069102</a>	polyclonal	IF, IHC	human		

## All Photos (3) **Anti-ZNF654 antibody produced in rabbit**


Product No.	Clonality	Application	Species Reactivity	Citations	SDS
<b>HPA036173</b>	polyclonal	IF, IHC, WB	human		

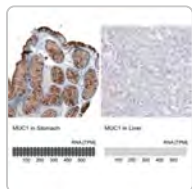


### **Anti-ZNF330 antibody produced in rabbit**

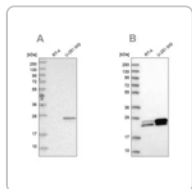
**Synonym(s):** Anti-Nucleolar autoantigen 36, Anti-Nucleolar cysteine-rich protein, Anti-Zinc finger protein 330

## All Photos (2)

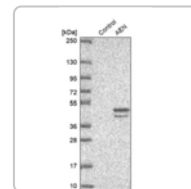
Product No.	Clonality	Application	Species Reactivity	Citations	SDS
<b>HPA015705</b>	polyclonal	IHC	human	3	



Sigma-Aldrich  
**AMAB91533**  
Monoclonal  
Anti-MUC1...



Sigma-Aldrich  
**HPA028118**  
Anti-GUK1



Sigma-Aldric  
**HPA0485**  
Anti-AEN  
antibody.


[View Price and Availability](#)

[View Price and Availability](#)

[View Price and Availat](#)




### **Anti-ZNF503 antibody produced in rabbit**



**Synonym(s):** Anti-FLJ45745, Anti-MGC2555, Anti-zinc finger protein 503

**Photos** (6)

Product No.	Clonality	Application	Species Reactivity	Citations	SDS
<b>HPA026848</b>	polyclonal	IF, IHC	human	6	

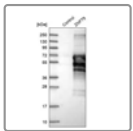


### Anti-ZNF16 antibody produced in rabbit

**Synonym(s):** Anti-KOX9, Anti-zinc finger protein 16

**All Photos** (2)

Product No.	Clonality	Application	Species Reactivity	Citations	SDS
<b>HPA035782</b>	polyclonal	IHC	human		

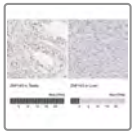


### Anti-ZNF79 antibody produced in rabbit

**Synonym(s):** Anti-pT7, Anti-zinc finger protein 79

**All Photos** (3)

Product No.	Clonality	Application	Species Reactivity	Citations	SDS
<b>HPA028977</b>	polyclonal	IF, IHC	human		

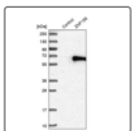


### Anti-ZNF143 antibody produced in rabbit

**Synonym(s):** Anti-SPH-binding factor antibody produced in rabbit, Anti-Zinc finger protein 143 antibody produced in rabbit

**All Photos** (5)

Product No.	Clonality	Application	Species Reactivity	Citations	SDS
<b>HPA003263</b>	polyclonal	IHC	human	5	



### Anti-ZNF155 antibody produced in rabbit

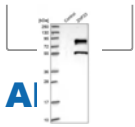
**Synonym(s):** Anti-Zinc finger protein 155 antibody produced in rabbit

**All Photos** (3)

Product No.	Clonality	Application	Species Reactivity	Citations	SDS
<b>HPA003220</b>	polyclonal	IF, IHC	human	2	



### Anti-ZNF23 antibody produced in rabbit



**All Photos** (3)

**Synonym(s):** Anti-Zinc finger protein 23, Anti-Zinc finger protein 359, Anti-Zinc finger protein KOX16

Product No.	Clonality	Application	Species Reactivity	Citations	SDS
<b>HPA023534</b>	polyclonal	IF, IHC	human	1	



**All Photos** (15)

### Anti-ZNF521 antibody produced in rabbit

**Synonym(s):** Anti-Early hematopoietic zinc finger protein, Anti-LYST-interacting protein 3, Anti-Zinc finger protein 521

Product No.	Clonality	Application	Species Reactivity	Citations	SDS
<b>HPA023849</b>	polyclonal	IHC	human		
<b>HPA023056</b>	polyclonal	IF, IHC	human	4	

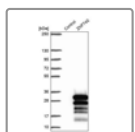


**All Photos** (1)

### Anti-ZNF704 antibody produced in rabbit

**Synonym(s):** Anti-Zinc finger protein 704

Product No.	Clonality	Application	Species Reactivity	Citations	SDS
<b>HPA024285</b>	polyclonal		human		

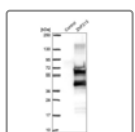


**All Photos** (3)

### Anti-ZNF740 antibody produced in rabbit


**Synonym(s):** Anti-Zfp740, Anti-Zinc finger protein 740

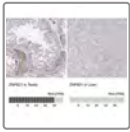
Product No.	Clonality	Application	Species Reactivity	Citations	SDS
<b>HPA035691</b>	polyclonal	IF, IHC	human		



**All Photos** (3)

### Anti-ZNF213 antibody produced in rabbit


Product No.	Clonality	Application	Species Reactivity	Citations	SDS
<b>HPA035000</b>	polyclonal	IF, IHC	human	1	

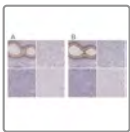


### Anti-ZNF821 antibody produced in rabbit

**Synonym(s):** Anti-Zinc finger protein 821

[All Photos](#) (4)



Product No.	Clonality	Application	Species Reactivity	Citations	SDS
<b>HPA036372</b>	polyclonal	IF, IHC	human		

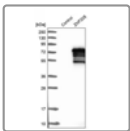


### Anti-ZNF185 antibody produced in rabbit

**Synonym(s):** Anti-LIM domain protein ZNF185 antibody produced in rabbit, Anti-P1-A antibody produced in rabbit, Anti-Zinc finger protein 185 antibody produced in rabbit

[All Photos](#) (13)


Product No.	Clonality	Application	Species Reactivity	Citations	SDS
<b>HPA000400</b>	polyclonal	IHC	human	3	
<b>HPA016438</b>	polyclonal	IHC	human	1	




### Anti-ZNF205 antibody produced in rabbit

**Synonym(s):** Anti-Zinc finger protein 205 antibody produced in rabbit, Anti-Zinc finger protein 210 antibody produced in rabbit

[All Photos](#) (3)


Product No.	Clonality	Application	Species Reactivity	Citations	SDS
<b>HPA001791</b>	polyclonal	IF, IHC	human	1	



### Anti-ZNF746 antibody produced in rabbit


**Synonym(s):** Anti-Parkin-interacting Substrate, PARIS

[All Photos](#) (4)

Product No.	Clonality	Application	Species Reactivity	Citations	SDS
<b>SAB4200530</b>	polyclonal	IF, WB	rat, mouse, human	2	



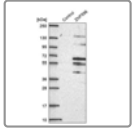
### Anti-ZNF580 antibody produced in rabbit



**Synonym(s):** Anti-zinc finger protein 580

[Photos](#) (3)

Product No.	Clonality	Application	Species Reactivity	Citations	SDS
<a href="#">HPA054058</a>	polyclonal	IF, IHC	human		

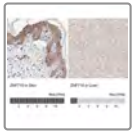


### Anti-ZNF596 antibody produced in rabbit

**Synonym(s):** Anti-zinc finger protein 596

[All Photos](#) (3)

Product No.	Clonality	Application	Species Reactivity	Citations	SDS
<a href="#">HPA055463</a>	polyclonal	IF, IHC, WB	human		

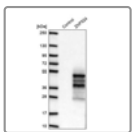


### Anti-ZNF710 antibody produced in rabbit

**Synonym(s):** Anti-DKFZp547K1113, Anti-FLJ00306, Anti-FLJ37393, Anti-zinc finger protein 710

[All Photos](#) (10)

Product No.	Clonality	Application	Species Reactivity	Citations	SDS
<a href="#">HPA030226</a>	polyclonal	IHC	human		
<a href="#">HPA030227</a>	polyclonal	IHC	human		
<a href="#">HPA030228</a>	polyclonal	IF, IHC	human		

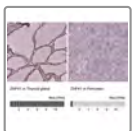


### Anti-ZNF524 antibody produced in rabbit

**Synonym(s):** Anti-MGC23143, Anti-zinc finger protein 524


[All Photos](#) (3)


Product No.	Clonality	Application	Species Reactivity	Citations	SDS
<a href="#">HPA050981</a>	polyclonal	IF, IHC, WB	human		



### Anti-ZNF41 antibody produced in rabbit

[All Photos](#) (4)



Product No.	Clonality	Application	Species Reactivity	Citations	SDS
<b>HPA069102</b>	polyclonal	IF, IHC	human		

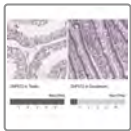


### Anti-ZNF843 antibody produced in rabbit

**Synonym(s):** Anti-MGC46336, Anti-Zinc finger protein 843

[All Photos](#) (4)


Product No.	Clonality	Application	Species Reactivity	Citations	SDS
<b>HPA030911</b>	polyclonal	IHC	human		
<b>HPA030912</b>	polyclonal	IHC	human		

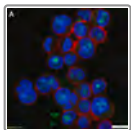


### Anti-ZNF572 antibody produced in rabbit

**Synonym(s):** Anti-FLJ38002



[All Photos](#) (4)


Product No.	Clonality	Application	Species Reactivity	Citations	SDS
<b>HPA066838</b>	polyclonal	IF, IHC	human		



### Anti-ZNF683 Antibody, clone 1N19 ZooMAb<sup>®</sup> Rabbit Monoclonal



[All Photos](#) (8)

Product No.	Clonality	Application	Species Reactivity	Citations	SDS
<b>ZRB1736</b>	1N19, recombinant monoclonal	ICC, WB, affinity binding assay	mouse, human	 	




### Anti-ZNF281 Antibody, clone 105 ZooMAb<sup>®</sup> Rabbit Monoclonal

[All Photos](#) (7)

Product No.	Clonality	Application	Species Reactivity	Citations	SDS
<b>ZRB2099</b>	105, recombinant	ICC, IHC, WB,	human	 	

Product No.	Clonality	Application	Species Reactivity	Citations	SDS
	monoclonal	affinity binding assay			





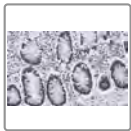
## Anti-ZNF598 Antibody, clone 3N7, ZooMAb<sup>®</sup> Rabbit Monoclonal

**Synonym(s):** E3 ubiquitin-protein ligase ZNF598, EC 2.3.2.27, Zinc finger protein 598

[All](#)

[Photos](#) (21)

Product No.	Clonality	Application	Species Reactivity	Citations	SDS
<b>ZRB1353</b>	3N7, monoclonal recombinant monoclonal	ICC, IHC, WB	human, mouse		 





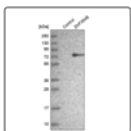
## Anti-ZNF638 Antibody, clone 4C19 ZooMAb<sup>®</sup> Rabbit Monoclonal

**Synonym(s):** CTCL-associated antigen se33-1, Cutaneous T-cell lymphoma-associated antigen se33-1, Nuclear protein 220, Zinc finger matrin-like protein, Zinc finger protein 638

[All](#)

[Photos](#) (20)


Product No.	Description	SDS
<b>ZRB1186</b>	recombinant, expressed in HEK 293 cells	 



## Anti-ZNF354B antibody produced in rabbit

**Synonym(s):** Anti-FLJ25008, Anti-KID2, Anti-zinc finger protein 354B

[All Photos](#) (3)


Product No.	Clonality	Application	Species Reactivity	Citations	SDS
<b>HPA029056</b>	polyclonal	IF, IHC	human		



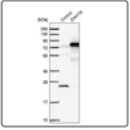
## Anti-ZNF280C antibody produced in rabbit

**Synonym(s):** Anti-FLJ20095, Anti-SUHW3, Anti-ZNF633

[All Photos](#) (5)

Product No.	Clonality	Application	Species Reactivity	Citations	SDS
<b>HPA051494</b>	polyclonal	IF, IHC	human	1	





## Anti-ZNHIT6 antibody produced in rabbit

**Synonym(s):** Anti-Serologically defined breast cancer antigen NY-BR-75, Anti-Zinc finger HIT domain-containing protein 6



**All**

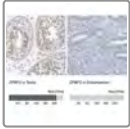
**Photos** (3)

Product No.	Clonality	Application	Species Reactivity	Citations	SDS
<b>HPA018132</b>	polyclonal	IF, IHC	human	4	

**All  
Photos** (10)

**Anti-ZO-1 Antibody, clone 4E14 ZooMAb® Rabbit  
Monoclonal**



Product No.	Clonality	Application	Species Reactivity	Citations	SDS
<b>ZRB1761</b>	4E14, monoclonal recombinant monoclonal	ICC, IHC (p), WB	human	 	

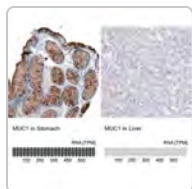


**Anti-ZBPB2 antibody produced in rabbit**

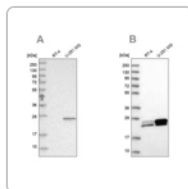
**Synonym(s):** Anti-MGC41930, Anti-ZPBPL, Anti-ZBPB-like protein, Anti-Zona pellucida-binding protein 2

**All  
Photos** (15)

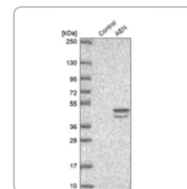
Product No.	Clonality	Application	Species Reactivity	Citations	SDS
<b>HPA053070</b>	polyclonal	IHC	human		
<b>HPA027997</b>	polyclonal	IHC	human		



Sigma-Aldrich  
**AMAB91533**  
Monoclonal  
Anti-MUC1...



Sigma-Aldrich  
**HPA028118**  
Anti-GUK1



Sigma-Aldrich  
**HPA0485**  
Anti-AEN  
antibody.

[View Price and Availability](#)

[View Price and Availability](#)

[View Price and Availat](#)

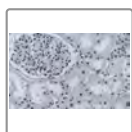


### Anti-ZPBP antibody produced in rabbit

**Synonym(s):** Anti-SP38, Anti-ZPBP1

[All Photos](#) (5)

Product No.	Clonality	Application	Species Reactivity	Citations	SDS
<b>HPA058673</b>	polyclonal	IHC	human	2	



### Anti-ZRSR2 Antibody, clone 1G16 ZooMAb® Rabbit Monoclonal

[All Photos](#) (11)

Product No.	Clonality	Application	Species Reactivity	Citations	SDS
<b>ZRB2245</b>	1G16, recombinant monoclonal	ICC, IHC, WB, affinity binding assay	human		

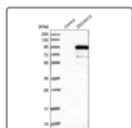


### Anti-ZSCAN29 antibody produced in rabbit

**Synonym(s):** Anti-FLJ35867, Anti-ZNF690, Anti-Zfp690, Anti-zinc finger and SCAN domain containing 29

[All Photos](#) (11)

Product No.	Clonality	Application	Species Reactivity	Citations	SDS
<b>HPA007241</b>	polyclonal	IHC	human	1	
<b>HPA011109</b>	polyclonal	IF, IHC	human	2	



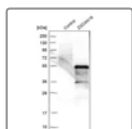
## Anti-ZSCAN12 antibody produced in rabbit

**Synonym(s):** Anti-Zinc finger and SCAN domain-containing protein 12 antibody produced in rabbit, Anti-Zinc finger protein 305 antibody produced in rabbit, Anti-Zinc finger protein 96 antibody produced in rabbit

[All](#)

[Photos](#) (3)

Product No.	Clonality	Application	Species Reactivity	Citations	SDS
<a href="#">HPA006637</a>	polyclonal	IF, IHC	human	2	



## Anti-ZSCAN16 antibody produced in rabbit

**Synonym(s):** Anti-ZNF435, Anti-Zinc finger and SCAN domain-containing protein 16, Anti-Zinc finger protein 392, Anti-Zinc finger protein 435

[All](#)

[Photos](#) (3)

Product No.	Clonality	Application	Species Reactivity	Citations	SDS
<a href="#">HPA007290</a>	polyclonal	IF, IHC	human	1	




## Anti-ZW10 antibody produced in rabbit

**Synonym(s):** Anti-KNTC1AP

[All Photos](#) (7)

Product No.	Clonality	Application	Species Reactivity	Citations	SDS
<a href="#">HPA055410</a>	polyclonal	IHC	human		
<a href="#">HPA051253</a>	polyclonal	IF, IHC	human		

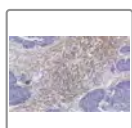


## Anti-ZWINT antibody produced in rabbit

**Synonym(s):** Anti-KNTC2AP, Anti-ZW10 interactor

[All Photos](#) (3)



Product No.	Clonality	Application	Species Reactivity	Citations	SDS
<a href="#">HPA022264</a>	polyclonal	IF, IHC	human	2	



## Anti-Zyxin Antibody, clone 2F17 ZooMAb<sup>®</sup> Rabbit Monoclonal

**Synonym(s):** Zyxin-2



**All**  
**Photos** (19)

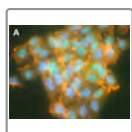
Product No.	Clonality	Application	Species Reactivity	Citations	SDS
<b>ZRB1408</b>	recombinant monoclonal	ICC, IHC (p), WB	human, mouse	1	 



**Anti- $\beta$ -Arrestin 1 Antibody, clone 1B15 ZooMAb<sup>®</sup> Rabbit Monoclonal**



**All**  
**Photos** (13)

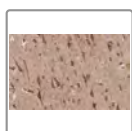
Product No.	Clonality	Application	Species Reactivity	Citations	SDS
<b>ZRB2159</b>	1B15, recombinant monoclonal	ICC, IHC, WB, affinity binding assay	mouse, rat, human		 



**Anti- $\beta$ -Galactosidase Antibody, clone 1G21 ZooMAb<sup>®</sup> Rabbit Monoclonal**



**All**  
**Photos** (10)


Product No.	Clonality	Application	Species Reactivity	Citations	SDS
<b>ZRB1700</b>	1G21, recombinant monoclonal	ELISA, ICC, WB	<i>E. coli</i>		 



**Anti- $\beta$ -NGF Antibody, clone 1F18 ZooMAb<sup>®</sup> Rabbit Monoclonal**



**All**  
**Photos** (20)


Product No.	Clonality	Application	Species Reactivity	Citations	SDS
<b>ZRB1392</b>	1F18, recombinant monoclonal	ICC, IHC, WB	mouse, human, rat		 



## Anti-γ Catenin Antibody, clone 1H22 ZooMAb<sup>®</sup> Rabbit Monoclonal

**All Photos** (13)

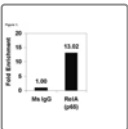
Product No.	Clonality	Application	Species Reactivity	Citations	SDS
<b>ZRB1978</b>	1H22, recombinant monoclonal	ICC, IHC, WB, affinity binding assay	human	 	



## ChIPAb+ EZH2, clone AC22 - ChIP Validated Antibody and Primer Set

**All Photos** (3)

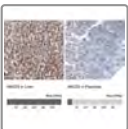
Product No.	Description	SDS
<b>17-662</b>	clone AC22, from mouse	



## ChIPAb+ NFκB p65 (RelA) - ChIP Validated Antibody and Primer Set

**All Photos** (3)


Product No.	Description	SDS
<b>17-10060</b>	from mouse	




## Monoclonal Anti-ABCD3 antibody produced in mouse

**Synonym(s):** Monoclonal Anti-PMP70, Monoclonal Anti-PXMP1, Monoclonal Anti-ZWS2





**All Photos** (12)

Product No.	Clonality	Application	Species Reactivity	Citations	SDS
<b>AMAB90995</b>	CL2524, monoclonal	IF, IHC	human	5	



## Monoclonal Anti-ACAA1 antibody produced in mouse


## All Photos (27)


Product No.	Clonality	Application	Species Reactivity	Citations	SDS
<a href="#">AMAB91024</a>	CL2660, monoclonal	IF, IHC	human		
<a href="#">AMAB91020</a>	CL2650, monoclonal	IF, IHC	human		
<a href="#">AMAB91022</a>	CL2662, monoclonal	IF, IHC	human		
<a href="#">AMAB91023</a>	CL2663, monoclonal	IF, IHC	human		



### Monoclonal Anti-ACTB antibody produced in mouse

#### All Photos (6)


Product No.	Clonality	Application	Species Reactivity	Citations	SDS
<a href="#">AMAB91241</a>	CL3868, monoclonal	IF, IHC	human, rat, mouse	1	



### Monoclonal Anti-ADAR antibody produced in mouse

**Synonym(s):** ADAR1, G1P1, IFI4


#### All Photos (6)

Product No.	Clonality	Application	Species Reactivity	Citations	SDS
<a href="#">AMAB90535</a>	CL0176, monoclonal	IF, IHC	human	1	



### Monoclonal Anti-ALDH1A3 antibody produced in mouse

#### All Photos (9)



Product No.	Clonality	Application	Species Reactivity	Citations	SDS
<a href="#">AMAB91754</a>	CL11968, monoclonal	IF, IHC, WB	human		




### Monoclonal Anti-AMACR antibody produced in mouse

**Synonym(s):** P504S, RACE

#### All Photos (13)



Product No.	Clonality	Application	Species Reactivity	Citations	SDS
<a href="#">AMAB91561</a>	CL9360, monoclonal	IHC, WB	human		
<a href="#">AMAB91562</a>	CL9362, monoclonal	IHC, WB	human		




### Monoclonal Anti-ANLN antibody produced in mouse

**Synonym(s):** ANILLIN, Scraps, scra

[All Photos](#) (22)


Product No.	Clonality	Application	Species Reactivity	Citations	SDS
<a href="#">AMAB90662</a>	CL0303, monoclonal	IF, IHC	human	1	
<a href="#">AMAB90660</a>	CL0301, monoclonal	IF, IHC	human	2	



### Monoclonal Anti-ANXA1 antibody produced in mouse

**Synonym(s):** ANX1, LPC1

[All Photos](#) (8)


Product No.	Clonality	Application	Species Reactivity	Citations	SDS
<a href="#">AMAB90558</a>	CL0199, monoclonal	IF, IHC	human	2	




### Monoclonal Anti-AQP4 antibody produced in mouse

**Synonym(s):** MIWC

[All Photos](#) (6)


Product No.	Clonality	Application	Species Reactivity	Citations	SDS
<a href="#">AMAB90537</a>	CL0178, monoclonal	IHC	human	1	



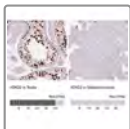
### Monoclonal Anti-AR antibody produced in mouse

**Synonym(s):** AIS, DHTR, HUMARA, NR3C4, SBMA, SMAX1

[All Photos](#) (7)

Product No.	Clonality	Application	Species Reactivity	Citations	SDS
<a href="#">AMAB91547</a>	CL9255, monoclonal	IHC, WB	human		



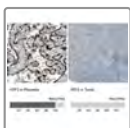


## Monoclonal Anti-ATAD2 antibody produced in mouse

**Synonym(s):** DKFZp667N1320, MGC29843, MGC5254, PRO2000

[All Photos](#) (8)

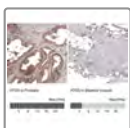
Product No.	Clonality	Application	Species Reactivity	Citations	SDS
<a href="#">AMAB90541</a>	CL0182, monoclonal	IF, IHC	human	2	



## Monoclonal Anti-ATF3 antibody produced in mouse

[All Photos](#) (6)

Product No.	Clonality	Application	Species Reactivity	Citations	SDS
<a href="#">AMAB90909</a>	CL1685, monoclonal	IF, IHC	human		



## Monoclonal Anti-ATG5 antibody produced in mouse

**Synonym(s):** APG5, APG5L, ASP, hAPG5

[All Photos](#) (7)

Product No.	Clonality	Application	Species Reactivity	Citations	SDS
<a href="#">AMAB91582</a>	CL9508, monoclonal	IHC, WB	human		



## Monoclonal Anti-ATRX antibody produced in mouse


**Synonym(s):** JMS, RAD54, XH2, XNP


[All Photos](#) (9)

Product No.	Clonality	Application	Species Reactivity	Citations	SDS
<a href="#">AMAB90784</a>	CL0537, monoclonal	IF, IHC	human	3	

## All Photos (8) **Monoclonal Anti-BCL2 antibody produced in mouse**

**Synonym(s):** Bcl-2, PPP1R50


Product No.	Clonality	Application	Species Reactivity	Citations	SDS
<b>AMAB91492</b>	CL7935, monoclonal	IHC, WB	human		

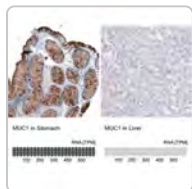


## **Monoclonal Anti-BCL11B antibody produced in mouse**

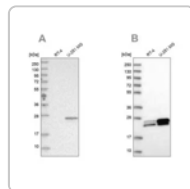
**Synonym(s):** CTIP-2, CTIP2, ZNF856B, hRIT1-alpha

## All Photos (9)

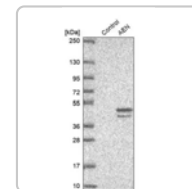
Product No.	Clonality	Application	Species Reactivity	Citations	SDS
<b>AMAB91418</b>	CL6426, monoclonal	IHC, WB	human, mouse		



Sigma-Aldrich  
**AMAB91533**  
Monoclonal  
Anti-MUC1...



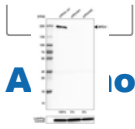
Sigma-Aldrich  
**HPA028118**  
Anti-GUK1



Sigma-Aldric  
**HPA0485**  
Anti-AEN  
antibody.



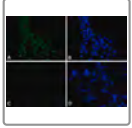
**Monoclonal Anti-BRD4 antibody produced in mouse**



**Synonym(s):** CAP, HUNK1, HUNKI, MCAP

[All Photos](#) (7)

Product No.	Clonality	Application	Species Reactivity	Citations	SDS
<b>AMAB90841</b>	CL1115, monoclonal	IF, IHC	human	1	

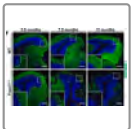


**Monoclonal Anti-c-Myc-FITC antibody produced in mouse**

**Synonym(s):** Anti-c-Myc

[All Photos](#) (1)

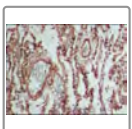
Product No.	Clonality	Application	Species Reactivity	Citations	SDS
<b>F2047</b>	9E10, monoclonal	ICC	human	14	



**Monoclonal Anti-Calbindin-D-28K antibody produced in mouse**

[All Photos](#) (7)

Product No.	Clonality	Application	Species Reactivity	Citations	SDS
<b>C9848</b>	CB-955, monoclonal	ELISA (i), IHC (p), WB	mouse, human, guinea pig, canine, sheep, rat, pig, rabbit, feline, bovine, goat	467	

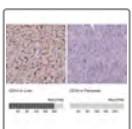


**Monoclonal Anti-Caveolin-1 antibody produced in mouse**

**Synonym(s):** Anti-BSCL3, Anti-CAV1, Anti-CGL3, Anti-MSTP085, Anti-VIP21, Anti-caveolae protein, 22kDa



[All Photos](#) (4)

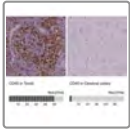
Product No.	Clonality	Application	Species Reactivity	Citations	SDS
<b>SAB4200216</b>	CAV1, monoclonal	IF, IHC, WB	rat, human, mouse	14	



**Monoclonal Anti-CD14 antibody produced in mouse**

[All Photos](#) (11)


Product No.	Clonality	Application	Species Reactivity	Citations	SDS
<a href="#">AMAB90898</a>	CL1638, monoclonal	IHC	human	20	
<a href="#">AMAB90897</a>	CL1637, monoclonal	IHC	human	20	

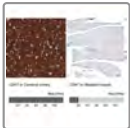


### Monoclonal Anti-CD40 antibody produced in mouse

**Synonym(s):** Anti-Bp50, Anti-TNFRSF5, Anti-p50

[All Photos](#) (5)


Product No.	Clonality	Application	Species Reactivity	Citations	SDS
<a href="#">AMAB90905</a>	CL1673, monoclonal	IHC	human	3	




### Monoclonal Anti-CD47 antibody produced in mouse

**Synonym(s):** IAP, MER6, OA3

[All Photos](#) (5)


Product No.	Clonality	Application	Species Reactivity	Citations	SDS
<a href="#">AMAB91440</a>	CL6913, monoclonal	IHC	human		



### Monoclonal Anti-CD68 antibody produced in mouse

**Synonym(s):** Anti-DKFZp686M18236, Anti-GP110, Anti-LAMP4, Anti-SCARD1, Anti-macrosialin


[All Photos](#) (6)

Product No.	Clonality	Application	Species Reactivity	Citations	SDS
<a href="#">AMAB90874</a>	CL1346, monoclonal	IHC	human	2	



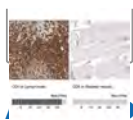
### Monoclonal Anti-CD4 antibody produced in mouse

[All Photos](#) (5)

Product No.	Clonality	Application	Species Reactivity	Citations	SDS
<a href="#">AMAB90754</a>	CL0395, monoclonal	IHC	human	78	



### Monoclonal Anti-CD5 antibody produced in mouse



[Photos](#) (14)

Product No.	Clonality	Application	Species Reactivity	Citations	SDS
<a href="#">AMAB91782</a>	CL12334, monoclonal	IF, IHC, WB	human		
<a href="#">AMAB91783</a>	CL12420, monoclonal	IF, IHC, WB	human		



### Monoclonal Anti-CD3E antibody produced in mouse

[All Photos](#) (12)

Product No.	Clonality	Application	Species Reactivity	Citations	SDS
<a href="#">AMAB90879</a>	CL1497, monoclonal	IHC	human	141	
<a href="#">AMAB90876</a>	CL1466, monoclonal	IHC	human	141	



### Monoclonal Anti-CDH2 antibody produced in mouse

[All Photos](#) (9)

Product No.	Clonality	Application	Species Reactivity	Citations	SDS
<a href="#">AMAB91220</a>	CL3716, monoclonal	IF, IHC	human		



### Monoclonal Anti-CDH1 antibody produced in mouse


**Synonym(s):** Anti-CD324, Anti-UVO, Anti-uvomorulin

[All Photos](#) (20)

Product No.	Clonality	Application	Species Reactivity	Citations	SDS
<a href="#">AMAB90863</a>	CL1172, monoclonal	IHC	human	5	
<a href="#">AMAB90862</a>	CL1170, monoclonal	IF, IHC	human	38	
<a href="#">AMAB90865</a>	CL1180, monoclonal	IF, IHC	human	38	



### Monoclonal Anti-CDK2 antibody produced in mouse



[Photos](#) (7)

Product No.	Clonality	Application	Species Reactivity	Citations	SDS
<b>AMAB91497</b>	CL7990, monoclonal	IF, IHC	human		



### Monoclonal Anti-CHAT antibody produced in mouse

[All Photos](#) (17)

Product No.	Clonality	Application	Species Reactivity	Citations	SDS
<b>AMAB91129</b>	CL3169, monoclonal	IHC	mouse, rat, human	2	
<b>AMAB91130</b>	CL3173, monoclonal	IF, IHC	mouse, human, rat	10	



### Monoclonal Anti-CHEK2 antibody produced in mouse

**Synonym(s):** CDS1, CHK2, HuCds1, PP1425, RAD53, bA444G7

[All Photos](#) (8)


Product No.	Clonality	Application	Species Reactivity	Citations	SDS
<b>AMAB91570</b>	CL9440, monoclonal	IF, IHC	human		



### Monoclonal Anti-CHGB antibody produced in mouse

[All Photos](#) (7)

Product No.	Clonality	Application	Species Reactivity	Citations	SDS
<b>AMAB91710</b>	CL11404, monoclonal	IF, IHC	human		



### Monoclonal Anti-CNP antibody produced in mouse

[All Photos](#) (9)


Product No.	Clonality	Application	Species Reactivity	Citations	SDS
<b>AMAB91068</b>	CL2871, monoclonal	IHC	human, mouse, rat	1	



## Monoclonal Anti-COX4I1 antibody produced in mouse

[All Photos](#) (15)

Product No.	Clonality	Application	Species Reactivity	Citations	SDS
<b>AMAB91173</b>	CL3501, monoclonal	IHC	mouse, human		
<b>AMAB91171</b>	CL3497, monoclonal	IF, IHC	mouse, rat, human		

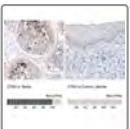


## Monoclonal Anti-CPA1 antibody produced in mouse

**Synonym(s):** CPA

[All Photos](#) (8)


Product No.	Clonality	Application	Species Reactivity	Citations	SDS
<b>AMAB91434</b>	CL6629, monoclonal	IHC, WB	human		
<b>AMAB91433</b>	CL6607, monoclonal	IHC, WB	human		



## Monoclonal Anti-CT83 antibody produced in mouse

[All Photos](#) (4)

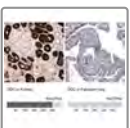
Product No.	Clonality	Application	Species Reactivity	Citations	SDS
<b>AMAB91318</b>	CL4762, monoclonal	IHC	human	4	



## Monoclonal Anti-CTCF antibody produced in mouse


[All Photos](#) (7)


Product No.	Clonality	Application	Species Reactivity	Citations	SDS
<b>AMAB90663</b>	CL0304, monoclonal	IF, IHC, WB	human	5	



## Monoclonal Anti-DDC antibody produced in mouse

## All Photos (7)



Product No.	Clonality	Application	Species Reactivity	Citations	SDS
<a href="#">AMAB91089</a>	CL2962, monoclonal	IHC	human, rat, mouse		




### Monoclonal Anti-DIAPH2 antibody produced in mouse

**Synonym(s):** DIA, DIA2, POF, POF2


## All Photos (14)


Product No.	Clonality	Application	Species Reactivity	Citations	SDS
<a href="#">AMAB90856</a>	CL1111, monoclonal	IHC	human		
<a href="#">AMAB90857</a>	CL1113, monoclonal	IHC	human		



### Monoclonal Anti-DICER1 antibody produced in mouse

## All Photos (10)



Product No.	Clonality	Application	Species Reactivity	Citations	SDS
<a href="#">AMAB90737</a>	CL0378, monoclonal	IF, IHC	human		



### Monoclonal Anti-EMD antibody produced in mouse

**Synonym(s):** LEMD5, STA

## All Photos (19)

Product No.	Clonality	Application	Species Reactivity	Citations	SDS
<a href="#">AMAB90562</a>	CL0203, monoclonal	IF, IHC, WB	human	1	
<a href="#">AMAB90560</a>	CL0201, monoclonal	IF, IHC, WB	human	1	





### Monoclonal Anti-EPCAM antibody produced in mouse

**Synonym(s):** 17-1A, 323/A3, CD326, CO-17A, EGP-2, EGP34, EGP40, ESA, Ep-CAM, GA733-2, HEA125, KS1/4, KSA, Ly74, M4S1

## All Photos (12)




Product No.	Clonality	Application	Species Reactivity	Citations	SDS
<b>AMAB91411</b>	CL6259, monoclonal	IHC, WB	human		
<b>AMAB91413</b>	CL6313, monoclonal	IHC, WB	human		



### Monoclonal Anti-ERCC1 antibody produced in mouse


**Synonym(s):** Anti-RAD10

[All Photos \(7\)](#)

Product No.	Clonality	Application	Species Reactivity	Citations	SDS
<b>AMAB90872</b>	CL1284, monoclonal	IHC	human	3	

## **All Photos** (8) **Monoclonal Anti-ESR1 antibody produced in mouse**




**Synonym(s):** Anti-ESR, Anti-Era, Anti-NR3A1

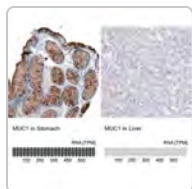
Product No.	Clonality	Application	Species Reactivity	Citations	SDS
<b>AMAB90867</b>	CL1196, monoclonal	IF, IHC	human	10	



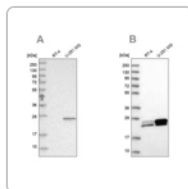
## **Monoclonal Anti-EZH2 antibody produced in mouse**

### **All Photos** (26)

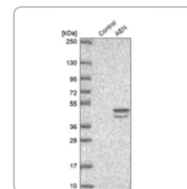
Product No.	Clonality	Application	Species Reactivity	Citations	SDS
<b>AMAB91750</b>	CL11945, monoclonal	IF, IHC	human		
<b>AMAB91749</b>	CL11915, monoclonal	IF, IHC, WB	human		
<b>AMAB91752</b>	CL11960, monoclonal	IF, IHC, WB	human		



Sigma-Aldrich  
**AMAB91533**  
 Monoclonal  
 Anti-MUC1...



Sigma-Aldrich  
**HPA028118**  
 Anti-GUK1



Sigma-Aldrich  
**HPA0485**  
 Anti-AEN  
 antibody.

[View Price and Availability](#)

[View Price and Availability](#)

[View Price and Availat](#)




### Monoclonal Anti-EZR antibody produced in mouse

**Synonym(s):** Monoclonal Anti-VIL2

[All Photos](#) (12)

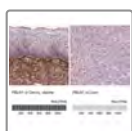
Product No.	Clonality	Application	Species Reactivity	Citations	SDS
<b>AMAB90976</b>	CL2384, monoclonal	IF, IHC	human		



### Monoclonal Anti-F3 antibody produced in mouse

[All Photos](#) (17)

Product No.	Clonality	Application	Species Reactivity	Citations	SDS
<b>AMAB91235</b>	CL3805, monoclonal	IHC	human		
<b>AMAB91236</b>	CL3807, monoclonal	IHC	human	1	

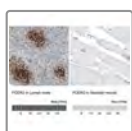


### Monoclonal Anti-FBLN1 antibody produced in mouse

**Synonym(s):** FBLN


[All Photos](#) (9)

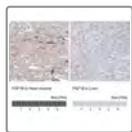
Product No.	Clonality	Application	Species Reactivity	Citations	SDS
<b>AMAB90696</b>	CL0337, monoclonal	IF, IHC	human		



### Monoclonal Anti-FCER2 antibody produced in mouse

## All Photos (5)


Product No.	Clonality	Application	Species Reactivity	Citations	SDS
<a href="#">AMAB91784</a>	CL12435, monoclonal	IHC	human		



### Monoclonal Anti-FGF18 antibody produced in mouse

**Synonym(s):** FGF-18, ZFGF5

## All Photos (6)



Product No.	Clonality	Application	Species Reactivity	Citations	SDS
<a href="#">AMAB91480</a>	CL7628, monoclonal	IHC, WB	human		

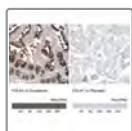


### Monoclonal Anti-FLT1 antibody produced in mouse

**Synonym(s):** FLT, VEGFR1

## All Photos (11)



Product No.	Clonality	Application	Species Reactivity	Citations	SDS
<a href="#">AMAB90703</a>	CL0344, monoclonal	IHC	human	2	
<a href="#">AMAB90704</a>	CL0345, monoclonal	IHC	human		

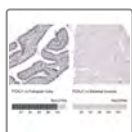


### Monoclonal Anti-FOLH1 antibody produced in mouse

**Synonym(s):** FOLH, GCP2, GCPII, NAALAD1, NAALAdase, PSM, PSMA


## All Photos (11)

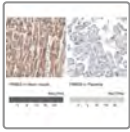
Product No.	Clonality	Application	Species Reactivity	Citations	SDS
<a href="#">AMAB91551</a>	CL9089, monoclonal	IHC	human		
<a href="#">AMAB91552</a>	CL9091, monoclonal	IHC, WB	human		



### Monoclonal Anti-FOXJ1 antibody produced in mouse

## All Photos (5)


Product No.	Clonality	Application	Species Reactivity	Citations	SDS
<b>AMAB91255</b>	CL3991, monoclonal	IHC	human		

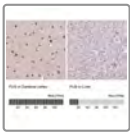


### Monoclonal Anti-FRMD5 antibody produced in mouse

**Synonym(s):** MGC14161

[All Photos](#) (6)


Product No.	Clonality	Application	Species Reactivity	Citations	SDS
<b>AMAB91580</b>	CL9503, monoclonal	IHC, WB	human		




### Monoclonal Anti-FUS antibody produced in mouse

**Synonym(s):** ALS6, FUS1, TLS, hnRNP-P2



[All Photos](#) (13)


Product No.	Clonality	Application	Species Reactivity	Citations	SDS
<b>AMAB90549</b>	CL0190, monoclonal	IF, IHC	human	2	



### Monoclonal Anti-GAPDH antibody produced in mouse

[All Photos](#) (14)


Product No.	Clonality	Application	Species Reactivity	Citations	SDS
<b>AMAB91152</b>	CL3265, monoclonal	IHC	mouse, human, rat	2	
<b>AMAB91153</b>	CL3266, monoclonal	IF, IHC	human	5	



### Monoclonal Anti-GATA3 antibody produced in mouse

**Synonym(s):** HDR

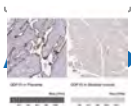
[All Photos](#) (8)

Product No.	Clonality	Application	Species Reactivity	Citations	SDS
<b>AMAB91525</b>	CL8660, monoclonal	IF, IHC	human		



### Monoclonal Anti-GDF15 antibody produced in mouse

**Synonym(s):** MIC-1, NAG-1, PDF, PLAB, PTGFB



[Photos](#) (7)

Product No.	Clonality	Application	Species Reactivity	Citations	SDS
<b>AMAB90687</b>	CL0328, monoclonal	IF, IHC, WB	human	4	



### Monoclonal Anti-GFAP antibody produced in mouse

[All Photos](#) (11)

Product No.	Clonality	Application	Species Reactivity	Citations	SDS
<b>AMAB91033</b>	CL2713, monoclonal	IHC	rat, mouse, human	10	




### Monoclonal Anti-GLS2 antibody produced in mouse

**Synonym(s):** GA, GLS, LGA, hLGA

[All Photos](#) (11)

Product No.	Clonality	Application	Species Reactivity	Citations	SDS
<b>AMAB91483</b>	CL7716, monoclonal	IHC	human		
<b>AMAB91485</b>	CL7721, monoclonal	IHC, WB	human		



### Monoclonal Anti-GLUL antibody produced in mouse

[All Photos](#) (16)


Product No.	Clonality	Application	Species Reactivity	Citations	SDS
<b>AMAB91101</b>	CL2999, monoclonal	IHC	mouse, rat, human		
<b>AMAB91102</b>	CL3004, monoclonal	IHC	mouse, rat, human		

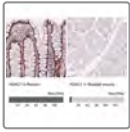


### Monoclonal Anti-GORASP2 antibody produced in mouse

**Synonym(s):** Monoclonal Anti-GOLPH6, Monoclonal Anti-GRASP55, Monoclonal Anti-GRS2

[All Photos](#) (11)


Product No.	Clonality	Application	Species Reactivity	Citations	SDS
<b>AMAB91016</b>	CL2610, monoclonal	IF, IHC	human	1	

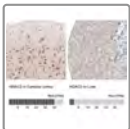


### Monoclonal Anti-HDAC1 antibody produced in mouse

**Synonym(s):** GON-10, HD1, RPD3L1

[All Photos](#) (8)


Product No.	Clonality	Application	Species Reactivity	Citations	SDS
<b>AMAB90781</b>	CL0510, monoclonal	IF, IHC	rat, mouse, human		



### Monoclonal Anti-HDAC5 antibody produced in mouse

**Synonym(s):** FLJ90614, KIAA0600, NY-CO-9



[All Photos](#) (7)


Product No.	Clonality	Application	Species Reactivity	Citations	SDS
<b>AMAB91501</b>	CL8121, monoclonal	IF, IHC	human		



### Monoclonal Anti-HMGR antibody produced in mouse



[All Photos](#) (15)

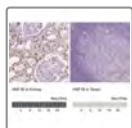
Product No.	Clonality	Application	Species Reactivity	Citations	SDS
<b>AMAB90618</b>	CL0259, monoclonal	IHC	human		
<b>AMAB90619</b>	CL0260, monoclonal	IHC	human	1	



### Monoclonal Anti-HMOX1 antibody produced in mouse

[All Photos](#) (10)


Product No.	Clonality	Application	Species Reactivity	Citations	SDS
<b>AMAB91719</b>	CL11661, monoclonal	IHC	human		
<b>AMAB91721</b>	CL11669, monoclonal	IHC	human		



## Monoclonal Anti-HNF1B antibody produced in mouse

[All Photos](#) (9)

Product No.	Clonality	Application	Species Reactivity	Citations	SDS
<a href="#">AMAB90733</a>	CL0374, monoclonal	IF, IHC	human	1	

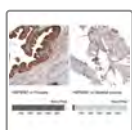


## Monoclonal Anti-HNRNPC antibody produced in mouse

**Synonym(s):** Monoclonal Anti-HNRPC, Monoclonal Anti-hnRNPC

[All Photos](#) (27)

Product No.	Clonality	Application	Species Reactivity	Citations	SDS
<a href="#">AMAB91010</a>	CL2593, monoclonal	IF, IHC	human	1	
<a href="#">AMAB91012</a>	CL2596, monoclonal	IF, IHC	human		



## Monoclonal Anti-HSP90B1 antibody produced in mouse

[All Photos](#) (12)


Product No.	Clonality	Application	Species Reactivity	Citations	SDS
<a href="#">AMAB91019</a>	CL2647, monoclonal	IF, IHC	human	2	



## Monoclonal Anti-ID1 antibody produced in mouse

[All Photos](#) (8)


Product No.	Clonality	Application	Species Reactivity	Citations	SDS
<a href="#">AMAB91757</a>	CL11995, monoclonal	IF, IHC	human		

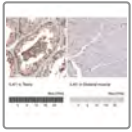


## Monoclonal Anti-IDH1 antibody produced in mouse

[All Photos](#) (6)




Product No.	Clonality	Application	Species Reactivity	Citations	SDS
<b>AMAB90578</b>	CL0219, monoclonal	IF, IHC	human	1	

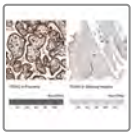


### Monoclonal Anti-IL411 antibody produced in mouse

**Synonym(s):** FIG1

[All Photos](#) (6)




Product No.	Clonality	Application	Species Reactivity	Citations	SDS
<b>AMAB91560</b>	CL9071, monoclonal	IHC, WB	human		



### Monoclonal Anti-ITGA5 antibody produced in mouse



**Synonym(s):** CD49e, FNRA

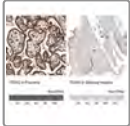
[All Photos](#) (19)

Product No.	Clonality	Application	Species Reactivity	Citations	SDS
<b>AMAB91448</b>	CL6945, monoclonal	IHC	human		
<b>AMAB91447</b>	CL6940, monoclonal	IHC, WB	human		
<b>AMAB91449</b>	CL6951, monoclonal	IHC, WB	human		

## All Photos (13) **Monoclonal Anti-ITGA1 antibody produced in mouse**

**Synonym(s):** CD49a, VLA1




Product No.	Clonality	Application	Species Reactivity	Citations	SDS
<b>AMAB91460</b>	CL7207, monoclonal	IHC, WB	human		
<b>AMAB91461</b>	CL7217, monoclonal	IHC, WB	human		

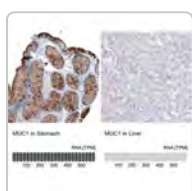


## **Monoclonal Anti-ITGA5 antibody produced in mouse**

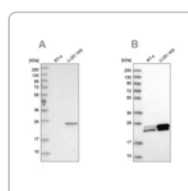
**Synonym(s):** CD49e, FNRA

## All Photos (19)

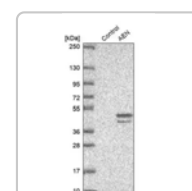
Product No.	Clonality	Application	Species Reactivity	Citations	SDS
<b>AMAB91448</b>	CL6945, monoclonal	IHC	human		
<b>AMAB91447</b>	CL6940, monoclonal	IHC, WB	human		
<b>AMAB91449</b>	CL6951, monoclonal	IHC, WB	human		



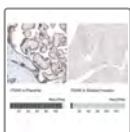
Sigma-Aldrich  
**AMAB91533**  
Monoclonal  
Anti-MUC1...



Sigma-Aldrich  
**HPA028118**  
Anti-GUK1



Sigma-Aldrich  
**HPA0485**  
Anti-AEN  
antibody.

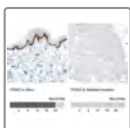


### Monoclonal Anti-ITGA6 antibody produced in mouse

**Synonym(s):** CD49f

[All Photos](#) (5)

Product No.	Clonality	Application	Species Reactivity	Citations	SDS
<a href="#">AMAB91450</a>	CL6957, monoclonal	IHC	human		



### Monoclonal Anti-ITGA2 antibody produced in mouse

**Synonym(s):** CD49B

[All Photos](#) (6)

Product No.	Clonality	Application	Species Reactivity	Citations	SDS
<a href="#">AMAB91469</a>	CL7318, monoclonal	IHC, WB	human		

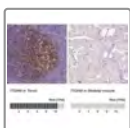


### Monoclonal Anti-ITGA3 antibody produced in mouse

**Synonym(s):** CD49c, GAP-B3, MSK18, VCA-2, VLA3a

[All Photos](#) (7)

Product No.	Clonality	Application	Species Reactivity	Citations	SDS
<a href="#">AMAB91446</a>	CL6937, monoclonal	IHC, WB	human		



### Monoclonal Anti-ITGAM antibody produced in mouse

**Synonym(s):** Anti-CD11B, Anti-CR3A, Anti-MAC-1

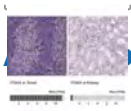
[All Photos](#) (6)

Product No.	Clonality	Application	Species Reactivity	Citations	SDS
<a href="#">AMAB90911</a>	CL1719, monoclonal	IHC	human	3	




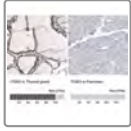
### Monoclonal Anti-ITGAX antibody produced in mouse

**Synonym(s):** Anti-CD11C



[Photos](#) (6)


Product No.	Clonality	Application	Species Reactivity	Citations	SDS
<b>AMAB90915</b>	CL1831, monoclonal	IHC	human		



### Monoclonal Anti-ITGB3 antibody produced in mouse

**Synonym(s):** CD61, GP3A, GPIIIa

[All Photos](#) (6)



Product No.	Clonality	Application	Species Reactivity	Citations	SDS
<b>AMAB91470</b>	CL7319, monoclonal	IHC, WB	human		



### Monoclonal Anti-ITGB4 antibody produced in mouse

**Synonym(s):** CD104

[All Photos](#) (12)



Product No.	Clonality	Application	Species Reactivity	Citations	SDS
<b>AMAB91453</b>	CL6972, monoclonal	IHC, WB	human		
<b>AMAB91454</b>	CL6973, monoclonal	IHC, WB	human		

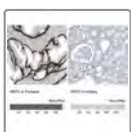


### Monoclonal Anti-KLK3 antibody produced in mouse

**Synonym(s):** APS, PSA

[All Photos](#) (12)


Product No.	Clonality	Application	Species Reactivity	Citations	SDS
<b>AMAB91567</b>	CL9414, monoclonal	IHC, WB	human		
<b>AMAB91569</b>	CL9422, monoclonal	IHC, WB	human		



### Monoclonal Anti-KRT5 antibody produced in mouse

**Synonym(s):** EBS2, KRT5A

[All Photos](#) (8)


Product No.	Clonality	Application	Species Reactivity	Citations	SDS
<b>AMAB91549</b>	CL9297, monoclonal	IF, IHC	human		



### Monoclonal Anti-KRT20 antibody produced in mouse

**Synonym(s):** CK20, K20, MGC35423

[All Photos](#) (5)



Product No.	Clonality	Application	Species Reactivity	Citations	SDS
<b>AMAB91564</b>	CL9390, monoclonal	IHC	human		



### Monoclonal Anti-KRT7 antibody produced in mouse

**Synonym(s):** CK7, K2C7, K7, SCL


[All Photos](#) (12)

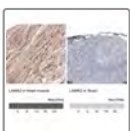
Product No.	Clonality	Application	Species Reactivity	Citations	SDS
<b>AMAB91530</b>	CL8723, monoclonal	IHC, WB	human		
<b>AMAB91531</b>	CL8725, monoclonal	IHC, WB	human		



### Monoclonal Anti-LAMA1 antibody produced in mouse


[All Photos](#) (5)

Product No.	Clonality	Application	Species Reactivity	Citations	SDS
<b>AMAB91117</b>	CL3087, monoclonal	IHC	human		



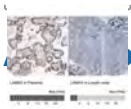
### Monoclonal Anti-LAMA2 antibody produced in mouse

[All Photos](#) (9)

Product No.	Clonality	Application	Species Reactivity	Citations	SDS
<b>AMAB91166</b>	CL3450, monoclonal	IHC	human		

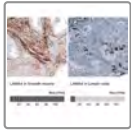


### Monoclonal Anti-LAMA5 antibody produced in mouse



[Photos](#) (7)

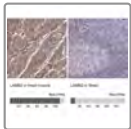
Product No.	Clonality	Application	Species Reactivity	Citations	SDS
<b>AMAB91124</b>	CL3118, monoclonal	IHC	human		



### Monoclonal Anti-LAMA4 antibody produced in mouse

[All Photos](#) (9)

Product No.	Clonality	Application	Species Reactivity	Citations	SDS
<b>AMAB91134</b>	CL3185, monoclonal	IHC	human		



### Monoclonal Anti-LAMB2 antibody produced in mouse

[All Photos](#) (15)

Product No.	Clonality	Application	Species Reactivity	Citations	SDS
<b>AMAB91096</b>	CL2976, monoclonal	IHC	human		
<b>AMAB91097</b>	CL2979, monoclonal	IHC	human		



### Monoclonal Anti-LAMB3 antibody produced in mouse


[All Photos](#) (18)

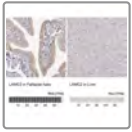
Product No.	Clonality	Application	Species Reactivity	Citations	SDS
<b>AMAB91161</b>	CL3363, monoclonal	IHC	human		
<b>AMAB91160</b>	CL3353, monoclonal	IF, IHC	human		



### Monoclonal Anti-LAMC1 antibody produced in mouse


[All Photos](#) (9)


Product No.	Clonality	Application	Species Reactivity	Citations	SDS
<b>AMAB91138</b>	CL3199, monoclonal	IHC	human		



### Monoclonal Anti-LAMC2 antibody produced in mouse


[All Photos](#) (8)


Product No.	Clonality	Application	Species Reactivity	Citations	SDS
<b>AMAB91098</b>	CL2980, monoclonal	IF, IHC	human	1	



### Monoclonal Anti-MCU antibody produced in mouse


[All Photos](#) (2)

Product No.	Clonality	Application	Species Reactivity	Citations	SDS
<b>AMAB91189</b>	CL3576, monoclonal	IF	human	2	



### Monoclonal Anti-MEF2C antibody produced in mouse


[All Photos](#) (9)

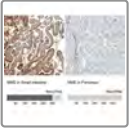
Product No.	Clonality	Application	Species Reactivity	Citations	SDS
<b>AMAB90727</b>	CL0368, monoclonal	IF, IHC	human		



### Monoclonal Anti-METTL14 antibody produced in mouse


[All Photos](#) (7)

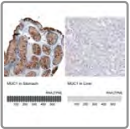
Product No.	Clonality	Application	Species Reactivity	Citations	SDS
<b>AMAB91275</b>	CL4252, monoclonal	IF, IHC	human		



## Monoclonal Anti-MME antibody produced in mouse

[All Photos](#) (5)


Product No.	Clonality	Application	Species Reactivity	Citations	SDS
<b>AMAB91788</b>	CL12448, monoclonal	IHC	human		

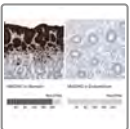


## Monoclonal Anti-MUC1 antibody produced in mouse

**Synonym(s):** ADMCKD, ADMCKD1, CD227, MCD, MCKD, MCKD1, PEM, PUM

[All Photos](#) (7)


Product No.	Clonality	Application	Species Reactivity	Citations	SDS
<b>AMAB91533</b>	CL8733, monoclonal	IHC	human		

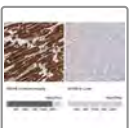


## Monoclonal Anti-MUC5AC antibody produced in mouse

**Synonym(s):** MUC5




[All Photos](#) (6)


Product No.	Clonality	Application	Species Reactivity	Citations	SDS
<b>AMAB91539</b>	CL8961, monoclonal	IHC, WB	human		



## Monoclonal Anti-MYH6 antibody produced in mouse

[All Photos](#) (15)

Product No.	Clonality	Application	Species Reactivity	Citations	SDS
<b>AMAB90947</b>	CL2148, monoclonal	IHC	human		
<b>AMAB90948</b>	CL2155, monoclonal	IHC	human		
<b>AMAB90950</b>	CL2162, monoclonal	IHC	human		




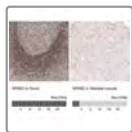
## Monoclonal Anti-NES antibody produced in mouse

**Synonym(s):** FLJ21841



## All Photos (5)


Product No.	Clonality	Application	Species Reactivity	Citations	SDS
<b>AMAB90556</b>	CL0197, monoclonal	IF, IHC	human	15	



### Monoclonal Anti-NFKB2 antibody produced in mouse


**Synonym(s):** LYT-10, NF-kB2, p105, p49/p100, p52


## All Photos (7)

Product No.	Clonality	Application	Species Reactivity	Citations	SDS
<b>AMAB91511</b>	CL8266, monoclonal	IHC	human		

## All Photos (13) **Monoclonal Anti-NOP56 antibody produced in mouse**


**Synonym(s):** Monoclonal Anti-NOL5A, Monoclonal Anti-SCA36

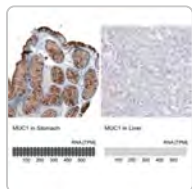
Product No.	Clonality	Application	Species Reactivity	Citations	SDS
<b>AMAB91013</b>	CL2603, monoclonal	IF, IHC	human	1	



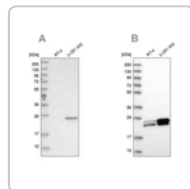
## **Monoclonal Anti-OTC antibody produced in mouse**

### All Photos (7)

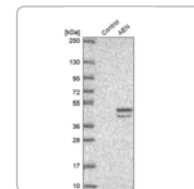
Product No.	Clonality	Application	Species Reactivity	Citations	SDS
<b>AMAB91264</b>	CL4045, monoclonal	IF, IHC	human		



Sigma-Aldrich  
**AMAB91533**  
Monoclonal  
Anti-MUC1...



Sigma-Aldrich  
**HPA028118**  
Anti-GUK1



Sigma-Aldric  
**HPA0485**  
Anti-AEN  
antibody.

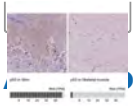
[View Price and Availability](#)

[View Price and Availability](#)

[View Price and Availat](#)




## **Monoclonal Anti-p53 antibody produced in mouse**



**Synonym(s):** LFS1, TP53

[Photos](#) (11)

Product No.	Clonality	Application	Species Reactivity	Citations	SDS
<a href="#">AMAB90956</a>	CL2199, monoclonal	IF, IHC	human	42	




### Monoclonal Anti-PARP1

**Synonym(s):** Monoclonal Anti-ADPRT, Monoclonal Anti-PARP, Monoclonal Anti-PPOL

[All Photos](#) (7)

Product No.	Clonality	Application	Species Reactivity	Citations	SDS
<a href="#">AMAB90960</a>	CL2209, monoclonal	IHC	human	1	



### Monoclonal Anti-PARP1 antibody produced in mouse

**Synonym(s):** Monoclonal Anti-ADPRT, Monoclonal Anti-PARP, Monoclonal Anti-PPOL

[All Photos](#) (10)

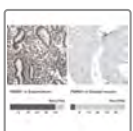
Product No.	Clonality	Application	Species Reactivity	Citations	SDS
<a href="#">AMAB90959</a>	CL2220, monoclonal	IF, IHC	human	2	



### Monoclonal Anti-PAX2 antibody produced in mouse

[All Photos](#) (8)

Product No.	Clonality	Application	Species Reactivity	Citations	SDS
<a href="#">AMAB91573</a>	CL9469, monoclonal	IF, IHC	human		



### Monoclonal Anti-PBRM1 antibody produced in mouse

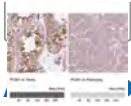
**Synonym(s):** BAF180, PB1

[All Photos](#) (6)

Product No.	Clonality	Application	Species Reactivity	Citations	SDS
<a href="#">AMAB90690</a>	CL0331, monoclonal	IHC	human	2	



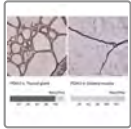
### Monoclonal Anti-PCM1 antibody produced in mouse



**Synonym(s):** PTC4

[Photos](#) (6)

Product No.	Clonality	Application	Species Reactivity	Citations	SDS
<a href="#">AMAB90565</a>	CL0206, monoclonal	IHC	human	4	




### Monoclonal Anti-PDIA3 antibody produced in mouse

**Synonym(s):** Monoclonal Anti-ERp57, Monoclonal Anti-ERp60, Monoclonal Anti-ERp61, Monoclonal Anti-GRP57, Monoclonal Anti-GRP58, Monoclonal Anti-HsT17083, Monoclonal Anti-P58, Monoclonal Anti-PI-PLC

[All Photos](#) (12)


Product No.	Clonality	Application	Species Reactivity	Citations	SDS
<a href="#">AMAB90988</a>	CL2444, monoclonal	IF, IHC	human	10	



### Monoclonal Anti-PFN1 antibody produced in mouse

[All Photos](#) (6)

Product No.	Clonality	Application	Species Reactivity	Citations	SDS
<a href="#">AMAB91181</a>	CL3524, monoclonal	IHC	human		




### Monoclonal Anti-PGAM5 antibody produced in mouse

**Synonym(s):** BXLBv68, MGC5352

[All Photos](#) (8)

Product No.	Clonality	Application	Species Reactivity	Citations	SDS
<a href="#">AMAB90803</a>	CL0624, monoclonal	IHC	human		

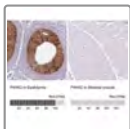


### Monoclonal Anti-PGR antibody produced in mouse

**Synonym(s):** NR3C3, PR

[All Photos](#) (7)


Product No.	Clonality	Application	Species Reactivity	Citations	SDS
<a href="#">AMAB91529</a>	CL8721, monoclonal	IF, IHC	human		



## Monoclonal Anti-P4HA2 antibody produced in mouse

**Synonym(s):** C-P4Halpha(II)

[All Photos](#) (7)


Product No.	Clonality	Application	Species Reactivity	Citations	SDS
<b>AMAB90710</b>	CL0351, monoclonal	IHC, WB	human		



## Monoclonal Anti-PIEZO1 antibody produced in mouse

**Synonym(s):** FAM38A, KIAA0233

[All Photos](#) (6)


Product No.	Clonality	Application	Species Reactivity	Citations	SDS
<b>AMAB91589</b>	CL9714, monoclonal	IHC, WB	human		

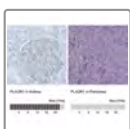


## Monoclonal Anti-PIK3CA antibody produced in mouse

**Synonym(s):** PI3K

[All Photos](#) (6)


Product No.	Clonality	Application	Species Reactivity	Citations	SDS
<b>AMAB91514</b>	CL8347, monoclonal	IHC	human		



## Monoclonal Anti-PLA2R1 antibody produced in mouse

**Synonym(s):** CLEC13C, PLA2-R, PLA2G1R, PLA2IR

[All Photos](#) (7)


Product No.	Clonality	Application	Species Reactivity	Citations	SDS
<b>AMAB90772</b>	CL0474, monoclonal	IF, IHC	human	1	





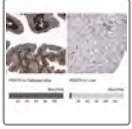
## Monoclonal Anti-PODXL antibody produced in mouse

**Synonym(s):** Gp200, PC, PCLP

[All Photos](#) (19)



Product No.	Clonality	Application	Species Reactivity	Citations	SDS
<b>AMAB90644</b>	CL0285,	IHC	human	1	

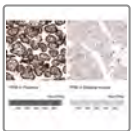
Product No.	Clonality	Application	Species Reactivity	Citations	SDS
	monoclonal				
<b>AMAB90667</b>	CL0308, monoclonal	IHC, WB	human	1	
<b>AMAB90643</b>	CL0284, monoclonal	IF, IHC	human	1	



### Monoclonal Anti-POSTN antibody produced in mouse



[All Photos](#) (14)


Product No.	Clonality	Application	Species Reactivity	Citations	SDS
<b>AMAB91763</b>	CL12087, monoclonal	IF, IHC	human		
<b>AMAB91764</b>	CL12090, monoclonal	IF, IHC	human		



### Monoclonal Anti-PPIB antibody produced in mouse



[All Photos](#) (9)

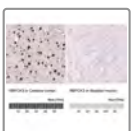
Product No.	Clonality	Application	Species Reactivity	Citations	SDS
<b>AMAB91249</b>	CL3915, monoclonal		rat, mouse, human		
<b>AMAB91245</b>	CL3901, monoclonal	IHC	rat, mouse, human		



### Monoclonal Anti-PTEN antibody produced in mouse



[All Photos](#) (14)

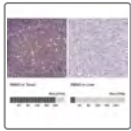
Product No.	Clonality	Application	Species Reactivity	Citations	SDS
<b>AMAB91735</b>	CL11722, monoclonal	IHC, WB	human		
<b>AMAB91736</b>	CL11723, monoclonal	IHC, WB	human		



### Monoclonal Anti-RBFOX3 antibody produced in mouse

## All Photos (14)


Product No.	Clonality	Application	Species Reactivity	Citations	SDS
<a href="#">AMAB91746</a>	CL11892, monoclonal	IHC	mouse, human		
<a href="#">AMAB91748</a>	CL11896, monoclonal	IHC	human, mouse		




### Monoclonal Anti-RBM3 antibody produced in mouse

**Synonym(s):** IS1-RNPL

## All Photos (9)



Product No.	Clonality	Application	Species Reactivity	Citations	SDS
<a href="#">AMAB90655</a>	CL0296, monoclonal	IF, IHC	human	4	



### Monoclonal Anti-RUNX2 antibody produced in mouse

**Synonym(s):** AML3, CBFA1, CCD, CCD1, PEBP2A1, PEBP2aA1, Anti-AML3, Anti-CBFA1, Anti-CCD, Anti-CCD1, Anti-PEBP2A1, Anti-PEBP2aA1

## All Photos (13)




Product No.	Clonality	Application	Species Reactivity	Citations	SDS
<a href="#">AMAB90591</a>	CL0232, monoclonal	IF, IHC	human	3	
<a href="#">AMAB90594</a>	CL0235, monoclonal	IF, IHC	human	7	



### Monoclonal Anti-S100A4 antibody produced in mouse

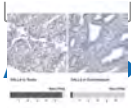
**Synonym(s):** 18A2, 42A, CAPL, FSP1, MTS1, P9KA, PEL98

## All Photos (22)

Product No.	Clonality	Application	Species Reactivity	Citations	SDS
<a href="#">AMAB90599</a>	CL0240, monoclonal	IF, IHC	human	2	
<a href="#">AMAB90598</a>	CL0239, monoclonal	IF, IHC	human	3	
<a href="#">AMAB90596</a>	CL0237, monoclonal	IF, IHC	human	3	

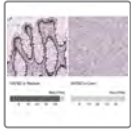


### Monoclonal Anti-SALL4 antibody produced in mouse



[Photos](#) (20)

Product No.	Clonality	Application	Species Reactivity	Citations	SDS
<a href="#">AMAB91768</a>	CL12180, monoclonal	IF, IHC, WB	mouse, human		
<a href="#">AMAB91769</a>	CL12183, monoclonal	IF, IHC, WB	human, mouse		

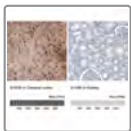


### Monoclonal Anti-SATB2 antibody produced in mouse

**Synonym(s):** FLJ21474, KIAA1034

[All Photos](#) (34)


Product No.	Clonality	Application	Species Reactivity	Citations	SDS
<a href="#">AMAB90635</a>	CL0276, monoclonal	IHC	human	4	
<a href="#">AMAB90679</a>	CL0320, monoclonal	IF, IHC	human, rat	2	
<a href="#">AMAB90680</a>	CL0321, monoclonal	IHC	rat, human	1	
<a href="#">AMAB90678</a>	CL0319, monoclonal	IHC	human, rat	1	



### Monoclonal Anti-S100B antibody produced in mouse

[All Photos](#) (8)

Product No.	Clonality	Application	Species Reactivity	Citations	SDS
<a href="#">AMAB91038</a>	CL2720, monoclonal	IHC	human, rat, mouse	29	



### Monoclonal Anti-SDHB antibody produced in mouse

**Synonym(s):** SDH, SDH1

[All Photos](#) (7)

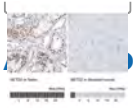
Product No.	Clonality	Application	Species Reactivity	Citations	SDS
<a href="#">AMAB90708</a>	CL0349, monoclonal	IF, IHC	human	4	




### Monoclonal Anti-SETD2 antibody produced in mouse


**Synonym(s):** FLJ23184, HIF-1, HYPB, KIAA1732, KMT3A





Photos (5)


Product No.	Clonality	Application	Species Reactivity	Citations	SDS
<b>AMAB91603</b>	CL9956, monoclonal	IHC	human		



### Monoclonal Anti-SIX1 antibody produced in mouse



**Synonym(s):** DFNA23

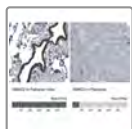
All Photos (5)

Product No.	Clonality	Application	Species Reactivity	Citations	SDS
<b>AMAB90544</b>	CL0185, monoclonal	IF, IHC	human	3	

## All Photos (8) **Monoclonal Anti-SLC22A2 antibody produced in mouse**

**Synonym(s):** OCT2


Product No.	Clonality	Application	Species Reactivity	Citations	SDS
<b>AMAB90792</b>	CL0631, monoclonal	IHC	human	1	
<b>AMAB90791</b>	CL0628, monoclonal	IHC	human	8	

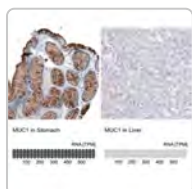


## **Monoclonal Anti-SMAD2 antibody produced in mouse**

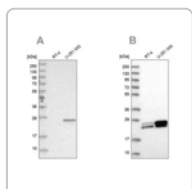
**Synonym(s):** JV18-1, MADH2, MADR2

## All Photos (8)

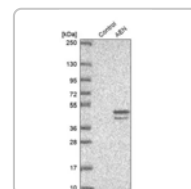
Product No.	Clonality	Application	Species Reactivity	Citations	SDS
<b>AMAB91520</b>	CL8472, monoclonal	IF, IHC	human		



Sigma-Aldrich  
**AMAB91533**  
Monoclonal  
Anti-MUC1...



Sigma-Aldrich  
**HPA028118**  
Anti-GUK1



Sigma-Aldric  
**HPA0485**  
Anti-AEN  
antibody.



## Monoclonal Anti-SNAI1 antibody produced in mouse

[All Photos](#) (6)

Product No.	Clonality	Application	Species Reactivity	Citations	SDS
<b>AMAB91215</b>	CL3700, monoclonal	IF, IHC	human		




## Monoclonal Anti-SORT1 antibody produced in mouse

**Synonym(s):** Gp95, NT3

[All Photos](#) (9)

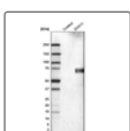
Product No.	Clonality	Application	Species Reactivity	Citations	SDS
<b>AMAB91428</b>	CL6528, monoclonal	IHC, WB	mouse, human		



## Monoclonal Anti-SOX2 antibody produced in mouse

[All Photos](#) (7)

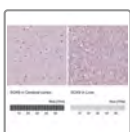
Product No.	Clonality	Application	Species Reactivity	Citations	SDS
<b>AMAB91307</b>	CL4716, monoclonal	IF, IHC	mouse, human	2	



## Monoclonal Anti-SOX11 antibody produced in mouse

[All Photos](#) (6)

Product No.	Clonality	Application	Species Reactivity	Citations	SDS
<b>AMAB90501</b>	CL0142, monoclonal	IF, IHC	human, mouse	1	




## Monoclonal Anti-SOX9 antibody produced in mouse

**Synonym(s):** CMD1, CMPD1, SRA1

[All Photos](#) (9)

Product No.	Clonality	Application	Species Reactivity	Citations	SDS
<b>AMAB90795</b>	CL0639,	IF, IHC	mouse, human	14	

Product No.	Clonality	Application	Species Reactivity	Citations	SDS
	monoclonal				

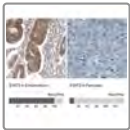


### Monoclonal Anti-SPAG5 antibody produced in mouse

**Synonym(s):** DEEPEST, MAP126, hMAP126

[All Photos](#) (6)

Product No.	Clonality	Application	Species Reactivity	Citations	SDS
<b>AMAB91605</b>	CL10078, monoclonal	IHC, WB	human		

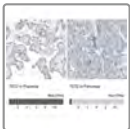


### Monoclonal Anti-STAT3 antibody produced in mouse

**Synonym(s):** APRF

[All Photos](#) (14)

Product No.	Clonality	Application	Species Reactivity	Citations	SDS
<b>AMAB90776</b>	CL0490, monoclonal	IHC	human	1	
<b>AMAB90777</b>	CL0492, monoclonal	IF, IHC	human	11	

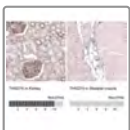


### Monoclonal Anti-TET2 antibody produced in mouse

**Synonym(s):** FLJ20032, KIAA1546

[All Photos](#) (7)

Product No.	Clonality	Application	Species Reactivity	Citations	SDS
<b>AMAB91439</b>	CL6873, monoclonal	IF, IHC, WB	human		



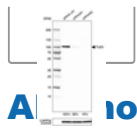
### Monoclonal Anti-THSD7A antibody produced in mouse

[All Photos](#) (9)

Product No.	Clonality	Application	Species Reactivity	Citations	SDS
<b>AMAB91233</b>	CL3778, monoclonal	IHC	human		
<b>AMAB91234</b>	CL3779, monoclonal	IHC	human	2	

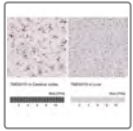


### Monoclonal Anti-TLE3 antibody produced in mouse



[All Photos](#) (10)

Product No.	Clonality	Application	Species Reactivity	Citations	SDS
<a href="#">AMAB91188</a>	CL3573, monoclonal	IF, IHC	human		

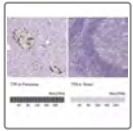


### Monoclonal Anti-TMEM119 antibody produced in mouse

**Synonym(s):** Transmembrane protein 119

[All Photos](#) (7)

Product No.	Clonality	Application	Species Reactivity	Citations	SDS
<a href="#">AMAB91528</a>	CL8714, monoclonal	IF, IHC, WB	human		




### Monoclonal Anti-TTR antibody produced in mouse

**Synonym(s):** HsT2651, PALB

[All Photos](#) (6)

Product No.	Clonality	Application	Species Reactivity	Citations	SDS
<a href="#">AMAB90649</a>	CL0290, monoclonal	IHC	human	2	




### Monoclonal Anti-TUFM antibody produced in mouse

**Synonym(s):** Monoclonal Anti-EF-TuMT, Monoclonal Anti-EFTu

[All Photos](#) (12)

Product No.	Clonality	Application	Species Reactivity	Citations	SDS
<a href="#">AMAB90964</a>	CL2242, monoclonal	IF, IHC	human	3	



### Monoclonal Anti-USP46 antibody produced in mouse

[All Photos](#) (3)

Product No.	Clonality	Application	Species Reactivity	Citations	SDS
<a href="#">AMAB90722</a>	CL0363, monoclonal	IF	human		

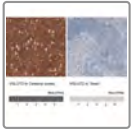


### Monoclonal Anti-VANGL1 antibody produced in mouse



[All Photos](#) (6)

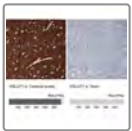
Product No.	Clonality	Application	Species Reactivity	Citations	SDS
<b>AMAB90600</b>	CL0241, monoclonal	IF	human		



**Monoclonal Anti-VGLUT2 antibody produced in mouse**

[All Photos](#) (8)

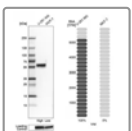
Product No.	Clonality	Application	Species Reactivity	Citations	SDS
<b>AMAB91081</b>	CL2921, monoclonal	IHC	rat, mouse, human	1	



**Monoclonal Anti-VGLUT1 antibody produced in mouse**

[All Photos](#) (8)

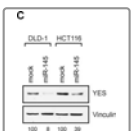
Product No.	Clonality	Application	Species Reactivity	Citations	SDS
<b>AMAB91041</b>	CL2754, monoclonal	IHC	mouse, human, rat	14	



**Monoclonal Anti-VIM antibody produced in mouse**

[All Photos](#) (8)

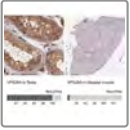
Product No.	Clonality	Application	Species Reactivity	Citations	SDS
<b>AMAB90516</b>	CL0157, monoclonal	IHC	human	28	



**Monoclonal Anti-Vinculin antibody produced in mouse**

[All Photos](#) (12)

Product No.	Clonality	Application	Species Reactivity	Citations	SDS
<b>V9131</b>	hVIN-1, monoclonal	IF, IHC (f), WB	frog, chicken, mouse, canine, human, bovine, rat, turkey	1847	

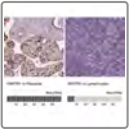


## Monoclonal Anti-VPS26A antibody produced in mouse

**Synonym(s):** Monoclonal Anti-Hbeta58, Monoclonal Anti-PEP8A, Monoclonal Anti-VPS26

[All Photos](#) (12)

Product No.	Clonality	Application	Species Reactivity	Citations	SDS
<a href="#">AMAB90967</a>	CL2287, monoclonal	IF, IHC	human	2	



## Monoclonal Anti-WWTR1 antibody produced in mouse

**Synonym(s):** DKFZp586I1419, TAZ

[All Photos](#) (8)

Product No.	Clonality	Application	Species Reactivity	Citations	SDS
<a href="#">AMAB90730</a>	CL0371, monoclonal	IF, IHC	human	5	



## Monoclonal Anti-ZEB1 antibody produced in mouse

**Synonym(s):** AREB6, BZP, NIL-2-A, PPCD3, TCF8, ZEB, Zfh1a

[All Photos](#) (9)

Product No.	Clonality	Application	Species Reactivity	Citations	SDS
<a href="#">AMAB90510</a>	CL0151, monoclonal	IF, IHC	human	4	



## Monoclonal Anti-ZNF703 antibody produced in mouse

**Synonym(s):** FLJ14299, ZNF503L

[All Photos](#) (8)

Product No.	Clonality	Application	Species Reactivity	Citations	SDS
<a href="#">AMAB90789</a>	CL0654, monoclonal	IHC	human		

Алматы (7273)495-231  
Ангарск (3955)60-70-56  
Архангельск (8182)63-90-72  
Астрахань (8512)99-46-04  
Барнаул (3852)73-04-60  
Белгород (4722)40-23-64  
Благовещенск (4162)22-76-07  
Брянск (4832)59-03-52  
Владивосток (423)249-28-31  
Владикавказ (8672)28-90-48  
Владимир (4922)49-43-18  
Волгоград (844)278-03-48  
Вологда (8172)26-41-59  
Воронеж (473)204-51-73  
Екатеринбург (343)384-55-89

Иваново (4932)77-34-06  
Ижевск (3412)26-03-58  
Иркутск (395)279-98-46  
Казань (843)206-01-48  
Калининград (4012)72-03-81  
Калуга (4842)92-23-67  
Кемерово (3842)65-04-62  
Киров (8332)68-02-04  
Коломна (4966)23-41-49  
Кострома (4942)77-07-48  
Краснодар (861)203-40-90  
Красноярск (391)204-63-61  
Курск (4712)77-13-04  
Курган (3522)50-90-47  
Липецк (4742)52-20-81

Магнитогорск (3519)55-03-13  
Москва (495)268-04-70  
Мурманск (8152)59-64-93  
Набережные Челны (8552)20-53-41  
Нижний Новгород (831)429-08-12  
Новокузнецк (3843)20-46-81  
Ноябрьск (3496)41-32-12  
Новосибирск (383)227-86-73  
Омск (3812)21-46-40  
Орел (4862)44-53-42  
Оренбург (3532)37-68-04  
Пенза (8412)22-31-16  
Петрозаводск (8142)55-98-37  
Псков (8112)59-10-37

Пермь (342)205-81-47  
Ростов-на-Дону (863)308-18-15  
Рязань (4912)46-61-64  
Самара (846)206-03-16  
Саранск (8342)22-96-24  
Санкт-Петербург (812)309-46-40  
Саратов (845)249-38-78  
Севастополь (8692)22-31-93  
Симферополь (3652)67-13-56  
Смоленск (4812)29-41-54  
Сочи (862)225-72-31  
Ставрополь (8652)20-65-13  
Сургут (3462)77-98-35  
Сыктывкар (8212)25-95-17  
Тамбов (4752)50-40-97

Тверь (4822)63-31-35  
Тольятти (8482)63-91-07  
Томск (3822)98-41-53  
Тула (4872)33-79-87  
Тюмень (3452)66-21-18  
Ульяновск (8422)24-23-59  
Улан-Удэ (3012)59-97-51  
Уфа (347)229-48-12  
Хабаровск (4212)92-98-04  
Чебоксары (8352)28-53-07  
Челябинск (351)202-03-61  
Череповец (8202)49-02-64  
Чита (3022)38-34-83  
Якутск (4112)23-90-97  
Ярославль (4852)69-52-93

Россия +7(495)268-04-70

Казахстан +7(7172)727-132

Киргизия +996(312)96-26-47

[www.sigmaaldrich.nt-rt.ru](http://www.sigmaaldrich.nt-rt.ru) | | [scx@nt-rt.ru](mailto:scx@nt-rt.ru)