

Алматы (7273)495-231
Ангарск (3955)60-70-56
Архангельск (8182)63-90-72
Астрахань (8512)99-46-04
Барнаул (3852)73-04-60
Белгород (4722)40-23-64
Благовещенск (4162)22-76-07
Брянск (4832)59-03-52
Владивосток (423)249-28-31
Владикавказ (8672)28-90-48
Владимир (4922)49-43-18
Волгоград (844)278-03-48
Вологда (8172)26-41-59
Воронеж (473)204-51-73
Екатеринбург (343)384-55-89

Иваново (4932)77-34-06
Ижевск (3412)26-03-58
Иркутск (395)279-98-46
Казань (843)206-01-48
Калининград (4012)72-03-81
Калуга (4842)92-23-67
Кемерово (3842)65-04-62
Киров (8332)68-02-04
Коломна (4966)23-41-49
Кострома (4942)77-07-48
Краснодар (861)203-40-90
Красноярск (391)204-63-61
Курск (4712)77-13-04
Курган (3522)50-90-47
Липецк (4742)52-20-81

Магнитогорск (3519)55-03-13
Москва (495)268-04-70
Мурманск (8152)59-64-93
Набережные Челны (8552)20-53-41
Нижний Новгород (831)429-08-12
Новокузнецк (3843)20-46-81
Ноябрьск (3496)41-32-12
Новосибирск (383)227-86-73
Омск (3812)21-46-40
Орел (4862)44-53-42
Оренбург (3532)37-68-04
Пенза (8412)22-31-16
Петрозаводск (8142)55-98-37
Псков (8112)59-10-37

Пермь (342)205-81-47
Ростов-на-Дону (863)308-18-15
Рязань (4912)46-61-64
Самара (846)206-03-16
Саранск (8342)22-96-24
Санкт-Петербург (812)309-46-40
Саратов (845)249-38-78
Севастополь (8692)22-31-93
Симферополь (3652)67-13-56
Смоленск (4812)29-41-54
Сочи (862)225-72-31
Ставрополь (8652)20-65-13
Сургут (3462)77-98-35
Сыктывкар (8212)25-95-17
Тамбов (4752)50-40-97

Тверь (4822)63-31-35
Тольятти (8482)63-91-07
Томск (3822)98-41-53
Тула (4872)33-79-87
Тюмень (3452)66-21-18
Ульяновск (8422)24-23-59
Улан-Удэ (3012)59-97-51
Уфа (347)229-48-12
Хабаровск (4212)92-98-04
Чебоксары (8352)28-53-07
Челябинск (351)202-03-61
Череповец (8202)49-02-64
Чита (3022)38-34-83
Якутск (4112)23-90-97
Ярославль (4852)69-52-93

Россия +7(495)268-04-70

Казахстан +7(7172)727-132

Киргизия +996(312)96-26-47

www.sigmaaldrich.nt-rt.ru | | scx@nt-rt.ru

Технические характеристики на антитела для проточной цитометрии компании **Sigma-Aldrich**

Формы антител: очищенные иммуноглобулины, очищенные антитела, аффинные изолированные антитела, IgG-фракции антисыворотки, асцитические жидкости, очищенные из культуры клеток гибридомы, аффинно очищенные иммуноглобулины, культуральные супернатанты, сыворотки, супернатанты тканевой культуры, насыщенные сульфаты аммония, выпавшие в осадок, F(ab')₂-фрагмент аффинно выделенного антитела, сырые асциты, неочищенные и др.

All Photos (1) **Monoclonal Anti-CD29 antibody produced in mouse**

Synonym(s): Anti-ITGB1, Anti-Integrin β 1 chain

Product No.	Clonality	Application	Species Reactivity	Citations	SDS
SAB4700394	MEM-101A, monoclonal	FACS	human, pig, canine	5	




Monoclonal Anti-CD8 antibody produced in mouse

Synonym(s): Monoclonal Anti-CD8

All Photos (5)

Product No.	Clonality	Application	Species Reactivity	Citations	SDS
SAB4700084	MEM-31, monoclonal	FACS	human	47	
C7423	UCHT-4, monoclonal	FACS	human	15	
SAB4701064	LT8, monoclonal	FACS			
SAB4700089	MEM-87, monoclonal	FACS	human	46	



Monoclonal Anti-CD15 antibody produced in mouse

Synonym(s): Anti-FUT4, Anti-Lewis x Blood Group antigen

[All Photos](#) (1)

Product No.	Clonality	Application	Species Reactivity	Citations	SDS
SAB4700284	MEM-158, monoclonal	FACS	human	29	
SAB4700789	MMA, monoclonal	FACS	human		




Monoclonal Anti-CD98 antibody produced in mouse

Synonym(s): Anti-SLC3A2

[All Photos](#) (1)

Product No.	Clonality	Application	Species Reactivity	Citations	SDS
SAB4700503	MEM-108, monoclonal	FACS	human	2	




Monoclonal Anti-CD80 antibody produced in mouse

Synonym(s): Anti-B7-1

[All Photos](#) (1)

Product No.	Clonality	Application	Species Reactivity	Citations	SDS
SAB4700140	MEM-233, monoclonal	FACS	human	10	



Monoclonal Anti-CD20 antibody produced in mouse

Synonym(s): Anti-MS4A1

[All Photos](#) (1)

Product No.	Clonality	Application	Species Reactivity	Citations	SDS
SAB4700121	MEM-97, monoclonal	FACS	pig, bovine, human	2	

Product No.	Clonality	Application	Species Reactivity	Citations	SDS
SAB4700114	2H7, monoclonal	FACS	nonhuman primates, human	4	
SAB4700997	LT20, monoclonal	FACS			



Monoclonal Anti-CD27 antibody produced in mouse

[All Photos](#) (1)

Product No.	Clonality	Application	Species Reactivity	Citations	SDS
SAB4700131	LT27, monoclonal	FACS	human	1	



Monoclonal Anti-CD41 antibody produced in mouse

Synonym(s): Anti-ITGA2B, Anti-Platelet GPIIb

[All Photos](#) (1)

Product No.	Clonality	Application	Species Reactivity	Citations	SDS
SAB4700369	MEM-06, monoclonal	FACS	human	7	




Monoclonal Anti-CD7 antibody produced in mouse

Synonym(s): Anti-GP40

[All Photos](#) (1)

Product No.	Clonality	Application	Species Reactivity	Citations	SDS
SAB4700079	MEM-186, monoclonal	FACS	human	2	
SAB4700961	124-1D1, monoclonal	FACS	human		



Monoclonal Anti-CD13 antibody produced in mouse

Synonym(s): Anti-ANPEP

[All Photos](#) (1)

Product No.	Clonality	Application	Species Reactivity	Citations	SDS
SAB4700001	WM15, monoclonal	FACS, IHC, IP	human, nonhuman primates	5	




Monoclonal Anti-CD14 antibody produced in mouse

Synonym(s): Anti-LPS-receptor, Monoclonal Anti-CD14

[All Photos](#) (2)

Product No.	Clonality	Application	Species Reactivity	Citations	SDS
SAB4700669	B-A8, monoclonal	FACS	human	21	
C7673	UCHM-1, monoclonal	FACS	human	10	
SAB4700097	MEM-15, monoclonal	FACS	human, nonhuman primates	4	
SAB4700103	MEM-18, monoclonal	FACS	nonhuman primates, human	21	



Monoclonal Anti-CD52 antibody produced in mouse

Synonym(s): Anti-CAMPATH-1

[All Photos](#) (1)

Product No.	Clonality	Application	Species Reactivity	Citations	SDS
SAB4700240	HI186, monoclonal	FACS	human	1	



Monoclonal Anti-CD6 antibody produced in mouse

[All Photos](#) (1)

Product No.	Clonality	Application	Species Reactivity	Citations	SDS
SAB4700075	MEM-98, monoclonal	FACS	human	1	



Monoclonal Anti-CD18 antibody produced in mouse

Synonym(s): Anti-ITGB2

[All Photos](#) (1)

Product No.	Clonality	Application	Species Reactivity	Citations	SDS
SAB4700620	IVA35, monoclonal	FACS	bovine	2	



Monoclonal Anti-CD99 antibody produced in mouse

Synonym(s): Anti-CD99R



[Photos](#) (1)

Product No.	Clonality	Application	Species Reactivity	Citations	SDS
SAB4700433	MEM-131, monoclonal	FACS	human	4	
SAB4700858	3B2/TA8, monoclonal	FACS	human		




Monoclonal Anti-CD205 antibody produced in mouse

Synonym(s): Anti-DEC-205

[All Photos](#) (1)

Product No.	Clonality	Application	Species Reactivity	Citations	SDS
SAB4700735	HD30, monoclonal	FACS, IHC	human		




Monoclonal Anti-CD117 antibody produced in mouse

Synonym(s): Anti-c-Kit

[All Photos](#) (1)

Product No.	Clonality	Application	Species Reactivity	Citations	SDS
SAB4700750	104D2, monoclonal	FACS, ICC, IHC, IP	bovine, nonhuman primates, human	2	



Monoclonal Anti-CD82 antibody produced in mouse

Synonym(s): Anti-KAI1

[All Photos](#) (1)

Product No.	Clonality	Application	Species Reactivity	Citations	SDS
SAB4700755	C33, monoclonal	FACS, FUNC, ICC, IHC, IP	human	2	
SAB4700937	C33, monoclonal	FACS	human		



Monoclonal Anti-CD253 antibody produced in mouse

[All Photos](#) (1)

Product No.	Clonality	Application	Species Reactivity	Citations	SDS
SAB4700821	2E5, monoclonal	FACS	human	1	

Product No.	Clonality	Application	Species Reactivity	Citations	SDS
-------------	-----------	-------------	--------------------	-----------	-----



Monoclonal Anti-CD32 antibody produced in mouse

[All Photos](#) (1)

Product No.	Clonality	Application	Species Reactivity	Citations	SDS
SAB4700902	3D3, monoclonal	FACS	human		



Monoclonal Anti-CD243 antibody produced in mouse

[All Photos](#) (1)

Product No.	Clonality	Application	Species Reactivity	Citations	SDS
SAB4700911	UIC2, monoclonal	FACS	human		




Monoclonal Anti-CD276 antibody produced in mouse

Synonym(s): 4Ig-B7-H3, B7-H3, B7H3, CD276

[All Photos](#) (1)

Product No.	Clonality	Application	Species Reactivity	Citations	SDS
SAB5300132	6A1, monoclonal	ELISA (d), FACS, IHC, WB	human		



Monoclonal Anti-CD111 antibody produced in mouse

[All Photos](#) (1)

Product No.	Clonality	Application	Species Reactivity	Citations	SDS
SAB4700919	R1.302, monoclonal	FACS	human		



Monoclonal Anti-CD279 antibody produced in mouse

[All Photos](#) (1)

Product No.	Clonality	Application	Species Reactivity	Citations	SDS
SAB4700810	EH12.2H7, monoclonal	FACS	human, nonhuman primates	2	



Monoclonal Anti-CD154 antibody produced in mouse

[All Photos](#) (1)

Product No.	Clonality	Application	Species Reactivity	Citations	SDS
SAB4700920	24-31, monoclonal	FACS	nonhuman primates, human		



Monoclonal Anti-CD334 antibody produced in mouse

[All Photos](#) (1)

Product No.	Clonality	Application	Species Reactivity	Citations	SDS
SAB4700849	4FR6D3, monoclonal	FACS	human		



Monoclonal Anti-CD84 antibody produced in mouse

[All Photos](#) (1)


Product No.	Clonality	Application	Species Reactivity	Citations	SDS
SAB4700860	CD84.1.21, monoclonal	FACS	human		



Monoclonal Anti-CD134 antibody produced in mouse

[All Photos](#) (1)

Product No.	Clonality	Application	Species Reactivity	Citations	SDS
SAB4700798	Ber-ACT35, monoclonal	FACS	nonhuman primates, human	4	



Monoclonal Anti-CD30 antibody produced in mouse

[All Photos](#) (1)

Product No.	Clonality	Application	Species Reactivity	Citations	SDS
SAB4700799	Ber-H8, monoclonal	FACS	human		



Monoclonal Anti-CD142 antibody produced in mouse

[All Photos](#) (1)

Product No.	Clonality	Application	Species Reactivity	Citations	SDS
SAB4700781	HTF-1, monoclonal	FACS	human	1	

All Photos (1) **Monoclonal Anti-CD146 antibody produced in mouse**

Product No.	Clonality	Application	Species Reactivity	Citations	SDS
SAB4700922	P1H12, monoclonal	FACS	dog, rabbit, mouse, human		



Monoclonal Anti-CD138 antibody produced in mouse

All Photos (1)

Product No.	Clonality	Application	Species Reactivity	Citations	SDS
SAB4700931	MI15, monoclonal monoclonal	FACS	nonhuman primates, rat, human		



Monoclonal Anti-CD123 antibody produced in mouse



[Photos](#) (1)


Product No.	Clonality	Application	Species Reactivity	Citations	SDS
SAB4700874	6H6, monoclonal	FACS	human		



Monoclonal Anti-CD112 antibody produced in mouse

[All Photos](#) (1)

Product No.	Clonality	Application	Species Reactivity	Citations	SDS
SAB4700917	R2.525, monoclonal	FACS	human		



Monoclonal Anti-CD193 antibody produced in mouse

[All Photos](#) (1)


Product No.	Clonality	Application	Species Reactivity	Citations	SDS
SAB4700804	5E8, monoclonal	FACS	human		



Monoclonal Anti-CD61 antibody produced in mouse

[All Photos](#) (1)

Product No.	Clonality	Application	Species Reactivity	Citations	SDS
SAB4700856	VIPL2, monoclonal	FACS	nonhuman primates, human		




Monoclonal Anti-CD94 antibody produced in mouse

[All Photos](#) (1)

Product No.	Clonality	Application	Species Reactivity	Citations	SDS
SAB4700889	HP-3D9, monoclonal	FACS	human		



Monoclonal Anti-CD102 antibody produced in mouse



[Photos \(1\)](#)

Product No.	Clonality	Application	Species Reactivity	Citations	SDS
SAB4700795	CBR-IC2/2, monoclonal	FACS	human	1	



Monoclonal Anti-CD68 antibody produced in mouse

[All Photos \(1\)](#)


Product No.	Clonality	Application	Species Reactivity	Citations	SDS
SAB4700900	Y1/82A, monoclonal	FACS	human		



Monoclonal Anti-CD305 antibody produced in mouse

[All Photos \(1\)](#)


Product No.	Clonality	Application	Species Reactivity	Citations	SDS
SAB4700882	NKTA255, monoclonal	FACS	human		



Monoclonal Anti-CD133 antibody produced in mouse

[All Photos \(2\)](#)

Product No.	Clonality	Application	Species Reactivity	Citations	SDS
SAB4701066	W6B3C1, monoclonal	FACS			
SAB4700933	293C3, monoclonal	FACS	human		



Monoclonal Anti-CD361 antibody produced in mouse

[All Photos \(1\)](#)

Product No.	Clonality	Application	Species Reactivity	Citations	SDS
SAB4701105	MEM-216, monoclonal	FACS			



Monoclonal Anti-CD56 antibody produced in mouse

[All Photos](#) (1)

Product No.	Clonality	Application	Species Reactivity	Citations	SDS
SAB4701058	LT56, monoclonal	FACS			



Monoclonal Anti-CD222 antibody produced in mouse

[All Photos](#) (1)

Product No.	Clonality	Application	Species Reactivity	Citations	SDS
SAB4701059	MEM-240, monoclonal	FACS			



Monoclonal Anti-CD34 antibody produced in mouse

Synonym(s): Anti-Mucosialin

[All Photos](#) (1)

Product No.	Clonality	Application	Species Reactivity	Citations	SDS
SAB4700736	581, monoclonal	FACS, IHC	human, nonhuman primates	1	



Monoclonal Anti-CD180 antibody produced in mouse

Synonym(s): Anti-Bgp95, Anti-LY64, Anti-RP105

[All Photos](#) (1)

Product No.	Clonality	Application	Species Reactivity	Citations	SDS
SAB4700748	G28-8, monoclonal	FACS, FUNC, IP	human		



Monoclonal Anti-CD209 antibody produced in mouse

Synonym(s): Anti-DC-SIGN

[All Photos](#) (1)

Product No.	Clonality	Application	Species Reactivity	Citations	SDS
SAB4700745	UW60.1, monoclonal	FACS, ICC, IHC	human	1	




Monoclonal Anti-CD148 antibody produced in mouse

Synonym(s): Anti-DEP-1, Anti-HPTP-eta

[All Photos](#) (1)

Product No.	Clonality	Application	Species Reactivity	Citations	SDS
SAB4700728	MEM-CD148/05, monoclonal	FACS	human		



Monoclonal Anti-CD87 antibody produced in mouse

[All Photos](#) (1)

Product No.	Clonality	Application	Species Reactivity	Citations	SDS
SAB4700926	VIM5, monoclonal	FACS	human	2	



Monoclonal Anti-CD18 antibody produced in rat

Synonym(s): Anti-Integrin β 2 subunit, Anti-Itgb2

[All Photos](#) (1)

Product No.	Clonality	Application	Species Reactivity	Citations	SDS
SAB4700584	M18/2, monoclonal	FACS	mouse	2	



Monoclonal Anti-CD45 antibody produced in rat

Synonym(s): Anti-Ptprc

[All Photos](#) (1)


Product No.	Clonality	Application	Species Reactivity	Citations	SDS
SAB4700587	EM-05, monoclonal	FACS	mouse	2	



Monoclonal Anti-Cd86 antibody produced in rat

[All Photos](#) (1)

Product No.	Clonality	Application	Species Reactivity	Citations	SDS
SAB4700560	GL-1, monoclonal	FACS	mouse	1	



Monoclonal Anti-Cd9 antibody produced in rat

[All Photos](#) (1)

Product No.	Clonality	Application	Species Reactivity	Citations	SDS
SAB4700567	EM-04, monoclonal	FACS	mouse	2	




Monoclonal Anti-CD44 antibody produced in rat

Synonym(s): Anti-Pgp-1

[All Photos](#) (1)

Product No.	Clonality	Application	Species Reactivity	Citations	SDS
SAB4700188	IM7, monoclonal	FACS	mouse, horse, canine, human, feline	8	



Monoclonal Anti-CD197 antibody produced in rat

[All Photos](#) (1)

Product No.	Clonality	Application	Species Reactivity	Citations	SDS
SAB4700894	4B12, monoclonal	FACS	mouse		



Monoclonal Anti-CD19 antibody produced in rat

[All Photos](#) (1)

Product No.	Clonality	Application	Species Reactivity	Citations	SDS
SAB4700852	1D3, monoclonal	FACS	mouse		



Monoclonal Anti-CD105 antibody produced in rat

[All Photos](#) (1)


Product No.	Clonality	Application	Species Reactivity	Citations	SDS
SAB4700883	MJ7/18, monoclonal	FACS	mouse		



Monoclonal Anti-CD41 antibody produced in rat

[All Photos](#) (1)

Product No.	Clonality	Application	Species Reactivity	Citations	SDS
SAB4700910	MWReg30, monoclonal	FACS	mouse		



Monoclonal Anti-CD267 antibody produced in rat

[All Photos](#) (1)

Product No.	Clonality	Application	Species Reactivity	Citations	SDS
SAB4700805	1A1, monoclonal	FACS	human		




Monoclonal Anti-CD132 antibody produced in rat

[All Photos](#) (1)

Product No.	Clonality	Application	Species Reactivity	Citations	SDS
SAB4700814	TUGh4, monoclonal	FACS	human, dog		

All Photos (1) **Monoclonal Anti-Cd86 antibody produced in rat**

Product No.	Clonality	Application	Species Reactivity	Citations	SDS
SAB4700560	GL-1, monoclonal	FACS	mouse	1	



Monoclonal Anti-Cd9 antibody produced in rat

All Photos (1)

Product No.	Clonality	Application	Species Reactivity	Citations	SDS
SAB4700567	EM-04, monoclonal	FACS	mouse	2	



Monoclonal Anti-CD247 azide free antibody produced in hamster

Synonym(s): Anti-CD247, Anti-CD3-Z

**All
Photos** (1)

Product No.	Clonality	Application	Species Reactivity	Citations	SDS
SAB4700052	H146-968, monoclonal	WB	mouse, human	1	



Monoclonal Anti-CD3 azide free antibody produced in mouse

**All
Photos** (1)

Product No.	Clonality	Application	Species Reactivity	Citations	SDS
SAB4700042	MEM-57, monoclonal	FACS	human	1	

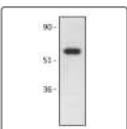


Monoclonal Anti-CD34 azide free antibody produced in mouse

Synonym(s): Anti-Mucosialin

**All
Photos** (1)

Product No.	Clonality	Application	Species Reactivity	Citations	SDS
SAB4700157	QBEnd-10, monoclonal	FACS	nonhuman primates, human		



Monoclonal Anti-CD4 azide free antibody produced in mouse

**All
Photos** (1)

Product No.	Clonality	Application	Species Reactivity	Citations	SDS
SAB4700064	MEM-115, monoclonal	FACS	human	1	



Monoclonal Anti-Cd4 azide free antibody produced in rat

All Photos (1)

Product No.	Clonality	Application	Species Reactivity	Citations	SDS
SAB4700556	GK1.5, monoclonal	FACS	mouse	4	

Product No. Clonality Application Species Reactivity Citations SDS



Monoclonal Anti-CD154 low endotoxin antibody produced in hamster

Synonym(s): Anti-CD40L, Anti-Cd40lg

[All](#)

[Photos](#) (1)

Product No.	Clonality	Application	Species Reactivity	Citations	SDS
SAB4700596	MR-1, monoclonal	FACS	mouse	1	



Monoclonal Anti-CD54 low endotoxin antibody produced in rat

Synonym(s): Anti-Icam1

[All](#)

[Photos](#) (1)

Product No.	Clonality	Application	Species Reactivity	Citations	SDS
SAB4700572	YN1/1.7.4, monoclonal	FACS	mouse	1	

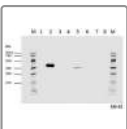


Monoclonal Anti-Cd86 low endotoxin antibody produced in rat

[All](#)

[Photos](#) (1)

Product No.	Clonality	Application	Species Reactivity	Citations	SDS
SAB4700561	GL-1, monoclonal	FACS	mouse		

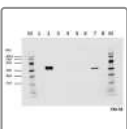


Monoclonal Anti-CD3 zeta (PhosphoTyr111) antibody produced in mouse

[All](#)

[Photos](#) (1)

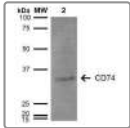
Product No.	Clonality	Application	Species Reactivity	Citations	SDS
SAB4700896	EM-55, monoclonal	FACS	human, mouse		



Monoclonal Anti-CD3 zeta (PhosphoTyr142) antibody produced in mouse

All
Photos (1)

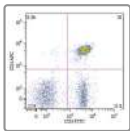
Product No.	Clonality	Application	Species Reactivity	Citations	SDS
SAB4700892	EM-54, monoclonal	FACS	mouse, human		



Monoclonal Anti-CD74-Allophycocyanin antibody produced in mouse

All
Photos (2)

Product No.	Clonality	Application	Species Reactivity	Citations	SDS
SAB5201960	3D7, monoclonal	FACS, WB	human		



Monoclonal Anti-CD4-APC , (N-terminal) antibody produced in mouse

All
Photos (1)

Product No.	Clonality	Application	Species Reactivity	Citations	SDS
SAB4700060	MEM-241, monoclonal	FACS	human	4	



Monoclonal Anti-CD16-APC antibody produced in mouse

Synonym(s): Anti-FcgammaRIII

All Photos (1)

Product No.	Clonality	Application	Species Reactivity	Citations	SDS
SAB4700722	3G8, monoclonal	FACS, FUNC, IHC, IP	human, nonhuman primates		



Monoclonal Anti-CD106-APC antibody produced in mouse

Synonym(s): Anti-VCAM-1, Anti-VCAM1

All Photos (1)

Product No.	Clonality	Application	Species Reactivity	Citations	SDS
SAB4700522	STA, monoclonal	FACS	human	1	



Monoclonal Anti-CD18-APC antibody produced in mouse

Synonym(s): Anti-ITGB2, Anti-Integrin β 2 subunit

[All Photos](#) (1)

Product No.	Clonality	Application	Species Reactivity	Citations	SDS
SAB4700405	MEM-48, monoclonal	FACS	human	1	
SAB4700401	MEM-148, monoclonal	FACS	human	1	



Monoclonal Anti-CD15-APC antibody produced in mouse

Synonym(s): Anti-FUT4, Anti-Lewis x Blood Group antigen

[All Photos](#) (1)

Product No.	Clonality	Application	Species Reactivity	Citations	SDS
SAB4700285	MEM-158, monoclonal	FACS	human	2	



Monoclonal Anti-CD222-APC antibody produced in mouse

Synonym(s): Anti-CIMPR, Anti-IGF2 receptor, Anti-IGF2R

[All Photos](#) (1)


Product No.	Clonality	Application	Species Reactivity	Citations	SDS
SAB4700342	MEM-238, monoclonal	FACS	nonhuman primates, human	1	



Monoclonal Anti-CD22-APC antibody produced in mouse

[All Photos](#) (1)

Product No.	Clonality	Application	Species Reactivity	Citations	SDS
SAB4700123	IS7, monoclonal	FACS	human		



Monoclonal Anti-CD20-APC antibody produced in mouse

Synonym(s): Anti-MS4A1

[All Photos](#) (1)

Product No.	Clonality	Application	Species Reactivity	Citations	SDS
SAB4700115	2H7, monoclonal	FACS	human, nonhuman primates	1	
SAB4701085	LT20, monoclonal	FACS			



Monoclonal Anti-CD30-APC antibody produced in mouse

Synonym(s): Anti-Ki-1, Anti-TNFRSF8

[All Photos](#) (1)

Product No.	Clonality	Application	Species Reactivity	Citations	SDS
SAB4700149	MEM-268, monoclonal	FACS	human	1	



Monoclonal Anti-CD86-APC antibody produced in mouse

[All Photos](#) (1)

Product No.	Clonality	Application	Species Reactivity	Citations	SDS
SAB4700145	BU63, monoclonal	FACS	human	2	



Monoclonal Anti-CD229-APC antibody produced in mouse

Synonym(s): Anti-LY9

[All Photos](#) (1)

Product No.	Clonality	Application	Species Reactivity	Citations	SDS
SAB4700421	HLy9.25, monoclonal	FACS	human	1	




Monoclonal Anti-CD41-APC antibody produced in mouse

Synonym(s): Anti-ITGA2B-APC, Anti-Platelet GPIIb

[All Photos](#) (1)

Product No.	Clonality	Application	Species Reactivity	Citations	SDS
SAB4700370	MEM-06, monoclonal	FACS	human	2	



Monoclonal Anti-CD13-APC antibody produced in mouse

Synonym(s): Anti-ANPEP

All Photos (1)


Product No.	Clonality	Application	Species Reactivity	Citations	SDS
SAB4700002	WM15, monoclonal	FACS	human, nonhuman primates		



Monoclonal Anti-CD9-APC antibody produced in mouse

All Photos (1)

Product No.	Clonality	Application	Species Reactivity	Citations	SDS
SAB4700093	MEM-61, monoclonal	FACS	human	1	



Monoclonal Anti-CD34-APC antibody produced in mouse

Synonym(s): Anti-Mucosialin

All Photos (1)

Product No.	Clonality	Application	Species Reactivity	Citations	SDS
SAB4700161	4H11[APG], monoclonal	FACS	human	1	
SAB4701114	581, monoclonal	FACS			



Monoclonal Anti-CD253-APC antibody produced in mouse

All Photos (1)

Product No.	Clonality	Application	Species Reactivity	Citations	SDS
SAB4701082	2E5, monoclonal	FACS			



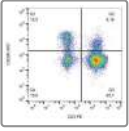
Monoclonal Anti-CD264-APC antibody produced in mouse

All Photos (1)

Product No.	Clonality	Application	Species Reactivity	Citations	SDS
SAB4701092	TRAIL-R4-01, monoclonal	FACS			

All Photos (1) **Monoclonal Anti-CD99-APC antibody produced in mouse**

Product No.	Clonality	Application	Species Reactivity	Citations	SDS
SAB4701111	3B2/TA8, monoclonal	FACS			



Monoclonal Anti-CD200-APC antibody produced in mouse

All Photos (1)

Product No.	Clonality	Application	Species Reactivity	Citations	SDS
SAB4701132	OX-104, monoclonal	FACS			



Monoclonal Anti-CD184-APC antibody produced in mouse

All Photos (1)

Product No.	Clonality	Application	Species Reactivity	Citations	SDS
SAB4701069	12G5, monoclonal	FACS			



Monoclonal Anti-CD206-APC antibody produced in mouse

All Photos (1)


Product No.	Clonality	Application	Species Reactivity	Citations	SDS
SAB4701138	15-2, monoclonal	FACS			



Monoclonal Anti-CD160-APC antibody produced in mouse

All Photos (1)

Product No.	Clonality	Application	Species Reactivity	Citations	SDS
SAB4701134	BY55, monoclonal	FACS			



Monoclonal Anti-CD161-APC antibody produced in mouse

All Photos (1)

Product No.	Clonality	Application	Species Reactivity	Citations	SDS
SAB4701130	HP-3G10, monoclonal	FACS			



Monoclonal Anti-CD263-APC antibody produced in mouse

All Photos (1)


Product No.	Clonality	Application	Species Reactivity	Citations	SDS
SAB4701091	TRAIL-R3-02, monoclonal	FACS			



Monoclonal Anti-CD262-APC antibody produced in mouse

All Photos (1)

Product No.	Clonality	Application	Species Reactivity	Citations	SDS
SAB4701087	DR5-01-1, monoclonal	FACS			



Monoclonal Anti-CD7-APC antibody produced in mouse

All Photos (1)

Product No.	Clonality	Application	Species Reactivity	Citations	SDS
SAB4701078	124-1D1, monoclonal	FACS			



Monoclonal Anti-CD135-APC antibody produced in mouse

All Photos (1)

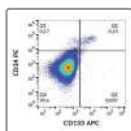
Product No.	Clonality	Application	Species Reactivity	Citations	SDS
SAB4701097	BV10A4, monoclonal	FACS			



Monoclonal Anti-CD68-APC antibody produced in mouse

All Photos (1)

Product No.	Clonality	Application	Species Reactivity	Citations	SDS
SAB4701133	Y1/82A, monoclonal	FACS			



Monoclonal Anti-CD133-APC antibody produced in mouse

All Photos (1)

Product No.	Clonality	Application	Species Reactivity	Citations	SDS
SAB4701143	293C3, monoclonal	FACS			



Monoclonal Anti-CD150-APC antibody produced in mouse

All Photos (1)


Product No.	Clonality	Application	Species Reactivity	Citations	SDS
SAB4701112	SLAM.4, monoclonal	FACS			



Monoclonal Anti-CD279-APC antibody produced in mouse

All Photos (1)


Product No.	Clonality	Application	Species Reactivity	Citations	SDS
SAB4701075	EH12.2H7, monoclonal	FACS			



Monoclonal Anti-CD209-APC antibody produced in mouse

All Photos (1)

Product No.	Clonality	Application	Species Reactivity	Citations	SDS
SAB4701104	UW60.1, monoclonal	FACS			



Monoclonal Anti-CD84-APC antibody produced in mouse

All Photos (1)


Product No.	Clonality	Application	Species Reactivity	Citations	SDS
SAB4701113	CD84.1.21, monoclonal	FACS			



Monoclonal Anti-CD274-APC antibody produced in mouse

All Photos (1)

Product No.	Clonality	Application	Species Reactivity	Citations	SDS
SAB4701076	29E.2A3, monoclonal	FACS			



Monoclonal Anti-CD157-APC antibody produced in mouse

All Photos (1)


Product No.	Clonality	Application	Species Reactivity	Citations	SDS
SAB4701067	SY11B5, monoclonal	FACS			



Monoclonal Anti-CD243-APC antibody produced in mouse

All Photos (1)


Product No.	Clonality	Application	Species Reactivity	Citations	SDS
SAB4701136	UIC2, monoclonal	FACS			



Monoclonal Anti-CD35-APC antibody produced in mouse

All Photos (1)

Product No.	Clonality	Application	Species Reactivity	Citations	SDS
SAB4701123	E11, monoclonal	FACS			



Monoclonal Anti-CD261-APC antibody produced in mouse

All Photos (1)

Product No.	Clonality	Application	Species Reactivity	Citations	SDS
SAB4701084	DR-4-02, monoclonal	FACS			



Monoclonal Anti-CD16-APC antibody produced in mouse

Synonym(s): Anti-FcγRIII

All Photos (1)

Product No.	Clonality	Application	Species Reactivity	Citations	SDS
SAB4700722	3G8, monoclonal	FACS, FUNC, IHC, IP	human, nonhuman primates		



Monoclonal Anti-CD106-APC antibody produced in mouse

Synonym(s): Anti-VCAM-1, Anti-VCAM1

All Photos (1)

Product No.	Clonality	Application	Species Reactivity	Citations	SDS
SAB4700522	STA, monoclonal	FACS	human	1	



Monoclonal Anti-CD18-APC antibody produced in mouse

Synonym(s): Anti-ITGB2, Anti-Integrin β 2 subunit

All Photos (1)

Product No.	Clonality	Application	Species Reactivity	Citations	SDS
SAB4700405	MEM-48, monoclonal	FACS	human	1	
SAB4700401	MEM-148, monoclonal	FACS	human	1	



Monoclonal Anti-CD15-APC antibody produced in mouse

Synonym(s): Anti-FUT4, Anti-Lewis x Blood Group antigen

All Photos (1)

Product No.	Clonality	Application	Species Reactivity	Citations	SDS
SAB4700285	MEM-158, monoclonal	FACS	human	2	



Monoclonal Anti-CD222-APC antibody produced in mouse

Synonym(s): Anti-CIMPR, Anti-IGF2 receptor, Anti-IGF2R

All Photos (1)

Product No.	Clonality	Application	Species Reactivity	Citations	SDS
SAB4700342	MEM-238, monoclonal	FACS	nonhuman primates, human	1	




Monoclonal Anti-CD22-APC antibody produced in mouse

All Photos (1)

Product No.	Clonality	Application	Species Reactivity	Citations	SDS
SAB4700123	IS7, monoclonal	FACS	human		



Monoclonal Anti-CD20-APC antibody produced in mouse



Synonym(s): Anti-MS4A1

[All Photos](#) (1)

Product No.	Clonality	Application	Species Reactivity	Citations	SDS
SAB4700115	2H7, monoclonal	FACS	human, nonhuman primates	1	
SAB4701085	LT20, monoclonal	FACS			



Monoclonal Anti-CD30-APC antibody produced in mouse

Synonym(s): Anti-Ki-1, Anti-TNFRSF8

[All Photos](#) (1)

Product No.	Clonality	Application	Species Reactivity	Citations	SDS
SAB4700149	MEM-268, monoclonal	FACS	human	1	



Monoclonal Anti-CD86-APC antibody produced in mouse

[All Photos](#) (1)

Product No.	Clonality	Application	Species Reactivity	Citations	SDS
SAB4700145	BU63, monoclonal	FACS	human	2	

All Photos (1) **Monoclonal Anti-CD229-APC antibody produced in mouse**

Synonym(s): Anti-LY9

Product No.	Clonality	Application	Species Reactivity	Citations	SDS
SAB4700421	HLy9.25, monoclonal	FACS	human	1	



Monoclonal Anti-CD41-APC antibody produced in mouse


Synonym(s): Anti-ITGA2B-APC, Anti-Platelet GPIIb

All Photos (1)

Product No.	Clonality	Application	Species Reactivity	Citations	SDS
SAB4700370	MEM-06, monoclonal	FACS	human	2	



Monoclonal Anti-CD13-APC antibody produced in mouse



Synonym(s): Anti-ANPEP

[Photos](#) (1)


Product No.	Clonality	Application	Species Reactivity	Citations	SDS
SAB4700002	WM15, monoclonal	FACS	human, nonhuman primates		



Monoclonal Anti-CD9-APC antibody produced in mouse

[All Photos](#) (1)

Product No.	Clonality	Application	Species Reactivity	Citations	SDS
SAB4700093	MEM-61, monoclonal	FACS	human	1	



Monoclonal Anti-CD34-APC antibody produced in mouse

Synonym(s): Anti-Mucosialin

[All Photos](#) (1)

Product No.	Clonality	Application	Species Reactivity	Citations	SDS
SAB4700161	4H11[APG], monoclonal	FACS	human	1	
SAB4701114	581, monoclonal	FACS			



Monoclonal Anti-CD253-APC antibody produced in mouse

[All Photos](#) (1)


Product No.	Clonality	Application	Species Reactivity	Citations	SDS
SAB4701082	2E5, monoclonal	FACS			



Monoclonal Anti-CD264-APC antibody produced in mouse

[All Photos](#) (1)


Product No.	Clonality	Application	Species Reactivity	Citations	SDS
SAB4701092	TRAIL-R4-01, monoclonal	FACS			



Monoclonal Anti-CD193-APC antibody produced in mouse

[All Photos](#) (1)

Product No.	Clonality	Application	Species Reactivity	Citations	SDS
SAB4701073	5E8, monoclonal	FACS			



Monoclonal Anti-CD61-APC antibody produced in mouse

[All Photos](#) (1)


Product No.	Clonality	Application	Species Reactivity	Citations	SDS
SAB4701108	VIPL2, monoclonal	FACS			



Monoclonal Anti-CD134-APC antibody produced in mouse

[All Photos](#) (1)

Product No.	Clonality	Application	Species Reactivity	Citations	SDS
SAB4701070	Ber-ACT35, monoclonal	FACS			



Monoclonal Anti-CD326-APC antibody produced in mouse

[All Photos](#) (1)

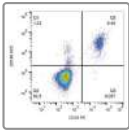
Product No.	Clonality	Application	Species Reactivity	Citations	SDS
SAB4701094	VU-1D9, monoclonal	FACS			
SAB4701095	323/A3, monoclonal	FACS			



Monoclonal Anti-CD4-APC antibody produced in mouse

[All Photos](#) (1)


Product No.	Clonality	Application	Species Reactivity	Citations	SDS
SAB4701118	OX-35, monoclonal	FACS			



Monoclonal Anti-CD180-APC antibody produced in mouse

[All Photos](#) (1)

Product No.	Clonality	Application	Species Reactivity	Citations	SDS
SAB4701103	G28-8, monoclonal	FACS			



Monoclonal Anti-CD82-APC antibody produced in mouse

[All Photos](#) (1)

Product No.	Clonality	Application	Species Reactivity	Citations	SDS
SAB4701093	C33, monoclonal	FACS			



Monoclonal Anti-CD169-APC antibody produced in mouse

[All Photos](#) (1)

Product No.	Clonality	Application	Species Reactivity	Citations	SDS
SAB4701142	7-239, monoclonal	FACS			



Monoclonal Anti-CD195-APC antibody produced in mouse

[All Photos](#) (1)


Product No.	Clonality	Application	Species Reactivity	Citations	SDS
SAB4701125	T21/8, monoclonal	FACS			



Monoclonal Anti-CD122-APC antibody produced in mouse

[All Photos](#) (1)

Product No.	Clonality	Application	Species Reactivity	Citations	SDS
SAB4701080	TU27, monoclonal	FACS			



Monoclonal Anti-CD57-APC antibody produced in mouse

[All Photos](#) (1)


Product No.	Clonality	Application	Species Reactivity	Citations	SDS
SAB4701071	TB01, monoclonal	FACS			



Monoclonal Anti-CD162-APC antibody produced in mouse

[All Photos](#) (1)

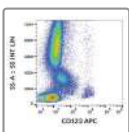
Product No.	Clonality	Application	Species Reactivity	Citations	SDS
SAB4701100	TC2, monoclonal	FACS			



Monoclonal Anti-CD148-APC antibody produced in mouse

[All Photos](#) (2)

Product No.	Clonality	Application	Species Reactivity	Citations	SDS
SAB4701121	MEM-CD148/05, monoclonal	FACS			



Monoclonal Anti-CD123-APC antibody produced in mouse

[All Photos](#) (1)

Product No.	Clonality	Application	Species Reactivity	Citations	SDS
SAB4701122	6H6, monoclonal	FACS			



Monoclonal Anti-CD36-APC antibody produced in mouse

[All Photos](#) (1)

Product No.	Clonality	Application	Species Reactivity	Citations	SDS
SAB4701086	TR9, monoclonal	FACS			



Monoclonal Anti-CD305-APC antibody produced in mouse

[All Photos](#) (1)


Product No.	Clonality	Application	Species Reactivity	Citations	SDS
SAB4701126	NKTA255, monoclonal	FACS			



Monoclonal Anti-CD273-APC antibody produced in mouse

[All Photos](#) (1)

Product No.	Clonality	Application	Species Reactivity	Citations	SDS
SAB4701077	24F.10C12, monoclonal	FACS			



Monoclonal Anti-CD94-APC antibody produced in mouse

[All Photos](#) (1)

Product No.	Clonality	Application	Species Reactivity	Citations	SDS
SAB4701128	HP-3D9, monoclonal	FACS			



Monoclonal Anti-CD39-APC antibody produced in mouse

[All Photos](#) (1)

Product No.	Clonality	Application	Species Reactivity	Citations	SDS
SAB4701079	TU66, monoclonal	FACS			



Monoclonal Anti-CD64-APC antibody produced in mouse

[All Photos](#) (1)

Product No.	Clonality	Application	Species Reactivity	Citations	SDS
SAB4701106	10.1, monoclonal	FACS			



Monoclonal Anti-CD137-APC antibody produced in mouse

[All Photos](#) (1)

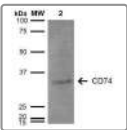
Product No.	Clonality	Application	Species Reactivity	Citations	SDS
SAB4701068	4B4-1, monoclonal	FACS			



Monoclonal Anti-CD267-APC antibody produced in rat

[All Photos](#) (1)

Product No.	Clonality	Application	Species Reactivity	Citations	SDS
SAB4701074	1A1, monoclonal	FACS			



Monoclonal Anti-CD74-Atto 390 antibody produced in mouse

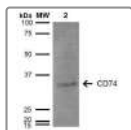
[All Photos](#) (2)

Product No.	Clonality	Application	Species Reactivity	Citations	SDS
SAB5201951	3D7, monoclonal	FACS, WB	human		

**All
Photos** (2)

Monoclonal Anti-CD74-Atto 488 antibody produced in mouse

Product No.	Clonality	Application	Species Reactivity	Citations	SDS
SAB5201952	3D7, monoclonal	FACS, WB	human		



Monoclonal Anti-CD74-Atto 594 antibody produced in mouse

**All
Photos** (2)

Product No.	Clonality	Application	Species Reactivity	Citations	SDS
SAB5201954	3D7, monoclonal	FACS, WB	human		



Monoclonal Anti-CD50-Biotin antibody produced in mouse



Synonym(s): Anti-ICAM3

[Photos](#) (1)

Product No.	Clonality	Application	Species Reactivity	Citations	SDS
SAB4700337	MEM-171, monoclonal	FACS	human	1	



Monoclonal Anti-CD20-Biotin antibody produced in mouse

Synonym(s): Anti-MS4A1

[All Photos](#) (1)

Product No.	Clonality	Application	Species Reactivity	Citations	SDS
SAB4700116	2H7, monoclonal	FACS	nonhuman primates, human	1	



Monoclonal Anti-CD46-Biotin antibody produced in mouse

Synonym(s): Anti-Membrane Cofactor Protein

[All Photos](#) (1)

Product No.	Clonality	Application	Species Reactivity	Citations	SDS
SAB4700430	MEM-258, monoclonal	FACS	bovine, human	1	



Monoclonal Anti-CD43-Biotin antibody produced in mouse

Synonym(s): Anti-Leukosialin, Anti-SPN

[All Photos](#) (1)

Product No.	Clonality	Application	Species Reactivity	Citations	SDS
SAB4700510	MEM-59, monoclonal	FACS	human	1	



Monoclonal Anti-CD3-Biotin antibody produced in mouse

[All Photos](#) (1)

Product No.	Clonality	Application	Species Reactivity	Citations	SDS
SAB4700047	MEM-57, monoclonal	FACS	human	3	



Monoclonal Anti-CD8-Biotin antibody produced in mouse



[All Photos](#) (1)

Product No.	Clonality	Application	Species Reactivity	Citations	SDS
SAB4700086	MEM-31, monoclonal	FACS	human	1	



Monoclonal Anti-CD58-Biotin antibody produced in mouse

Synonym(s): Anti-LFA-3

[All Photos](#) (1)

Product No.	Clonality	Application	Species Reactivity	Citations	SDS
SAB4700204	MEM-63, monoclonal	FACS	human, pig		



Monoclonal Anti-CD48-Biotin antibody produced in mouse

Synonym(s): Anti-BLAST-1

[All Photos](#) (1)

Product No.	Clonality	Application	Species Reactivity	Citations	SDS
SAB4700194	MEM-102, monoclonal	FACS	nonhuman primates, human	1	



Monoclonal Anti-CD2-Biotin antibody produced in mouse

Synonym(s): Anti-LFA-2

[All Photos](#) (1)

Product No.	Clonality	Application	Species Reactivity	Citations	SDS
SAB4700035	MEM-65, monoclonal	FACS	human	1	



Monoclonal Anti-CD54-Biotin antibody produced in mouse

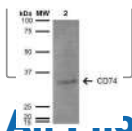
Synonym(s): Anti-ICAM1

[All Photos](#) (1)

Product No.	Clonality	Application	Species Reactivity	Citations	SDS
SAB4700331	1H4, monoclonal	FACS	human	1	



Monoclonal Anti-CD74-Biotin antibody produced in mouse



[All Photos](#) (2)

Product No.	Clonality	Application	Species Reactivity	Citations	SDS
SAB5201961	3D7, monoclonal	FACS, WB	human		



Monoclonal Anti-CD9-Biotin antibody produced in mouse

[All Photos](#) (1)

Product No.	Clonality	Application	Species Reactivity	Citations	SDS
SAB4700094	MEM-61, monoclonal	FACS	human	7	



Monoclonal Anti-CD98-Biotin antibody produced in mouse

Synonym(s): Anti-SLC3A2

[All Photos](#) (1)

Product No.	Clonality	Application	Species Reactivity	Citations	SDS
SAB4700504	MEM-108, monoclonal	FACS	human		



Monoclonal Anti-CD33-Biotin antibody produced in mouse

[All Photos](#) (1)

Product No.	Clonality	Application	Species Reactivity	Citations	SDS
SAB4700154	HIM3-4, monoclonal	FACS	human, nonhuman primates	5	



Monoclonal Anti-CD31-Biotin antibody produced in mouse


Synonym(s): Anti-PECAM-1, Anti-PECAM1

[All Photos](#) (1)

Product No.	Clonality	Application	Species Reactivity	Citations	SDS
SAB4700465	MEM-05, monoclonal	FACS	human	1	



Monoclonal Anti-CD71-Biotin antibody produced in mouse



Synonym(s): Anti-TFRC, Anti-Transferrin Receptor

[Photos](#) (1)

Product No.	Clonality	Application	Species Reactivity	Citations	SDS
SAB4700517	MEM-75, monoclonal	FACS	human	1	



Monoclonal Anti-CD22-Biotin antibody produced in mouse

[All Photos](#) (1)

Product No.	Clonality	Application	Species Reactivity	Citations	SDS
SAB4700128	MEM-01, monoclonal	FACS	nonhuman primates, human		



Monoclonal Anti-CD45-Biotin antibody produced in mouse

Synonym(s): Anti-LCA, Anti-PTPRC

[All Photos](#) (1)

Product No.	Clonality	Application	Species Reactivity	Citations	SDS
SAB4700477	MEM-28, monoclonal	FACS	human	2	



Monoclonal Anti-CD29-Biotin antibody produced in mouse

Synonym(s): Anti-ITGB1, Anti-Integrin β 1 chain

[All Photos](#) (1)

Product No.	Clonality	Application	Species Reactivity	Citations	SDS
SAB4700396	MEM-101A, monoclonal	FACS	pig, human, canine	1	



Monoclonal Anti-CD18-Biotin antibody produced in mouse

Synonym(s): Anti-ITGB2, Anti-Integrin β 2 subunit

[All Photos](#) (1)

Product No.	Clonality	Application	Species Reactivity	Citations	SDS
SAB4700406	MEM-48, monoclonal	FACS	human	1	



Monoclonal Anti-CD19-Biotin antibody produced in mouse



[All Photos](#) (1)

Product No.	Clonality	Application	Species Reactivity	Citations	SDS
SAB4700111	4G7, monoclonal	FACS	human	2	




Monoclonal Anti-CD25-Biotin antibody produced in mouse

Synonym(s): Anti-IL-2R α chain, Anti-IL2RA

[All Photos](#) (1)

Product No.	Clonality	Application	Species Reactivity	Citations	SDS
SAB4700366	MEM-140, monoclonal	FACS	human		



Monoclonal Anti-CD4-FITC , (N-terminal) antibody produced in mouse

[All Photos](#) (1)

Product No.	Clonality	Application	Species Reactivity	Citations	SDS
SAB4700062	MEM-241, monoclonal	FACS	human	4	




Monoclonal Anti-CD247-FITC antibody produced in hamster

Synonym(s): Anti-CD247, Anti-CD3-Z

[All Photos](#) (1)

Product No.	Clonality	Application	Species Reactivity	Citations	SDS
SAB4700053	H146-968, monoclonal	FACS	human, mouse	1	



Monoclonal Anti-CD15-FITC antibody produced in mouse

Synonym(s): Anti-FUT4, Anti-Lewis x Blood Group antigen

[All Photos](#) (1)

Product No.	Clonality	Application	Species Reactivity	Citations	SDS
SAB4700287	MEM-158,	FACS	human		

Product No.	Clonality	Application	Species Reactivity	Citations	SDS
	monoclonal				



Monoclonal Anti-CD33-FITC antibody produced in mouse

[All Photos](#) (1)

Product No.	Clonality	Application	Species Reactivity	Citations	SDS
SAB4700155	WM53, monoclonal	FACS	nonhuman primates, human	5	



Monoclonal Anti-CD24-FITC antibody produced in mouse

Synonym(s): Anti-CD24

[All Photos](#) (1)

Product No.	Clonality	Application	Species Reactivity	Citations	SDS
SAB4700624	SN3, monoclonal	FACS	human	2	



Monoclonal Anti-CD97-FITC antibody produced in mouse

[All Photos](#) (1)

Product No.	Clonality	Application	Species Reactivity	Citations	SDS
SAB4700236	MEM-180, monoclonal	FACS	human		

All Photos (3) **Monoclonal Anti-CD8-FITC antibody produced in mouse**

Synonym(s): Monoclonal Anti-CD8

Product No.	Clonality	Application	Species Reactivity	Citations	SDS
SAB4700087	MEM-31, monoclonal	FACS	human	9	
F0772	UCHT-4, monoclonal	FACS	human	7	



Monoclonal Anti-CD59-FITC antibody produced in mouse

Synonym(s): Anti-Protectin

All Photos (1)

Product No.	Clonality	Application	Species Reactivity	Citations	SDS
SAB4700210	MEM-43, monoclonal	FACS	human		



Monoclonal Anti-CD47-FITC antibody produced in mouse

Synonym(s): Anti-Integrin Associated Protein

[All Photos](#) (1)

Product No.	Clonality	Application	Species Reactivity	Citations	SDS
SAB4700191	MEM-122, monoclonal	FACS	nonhuman primates, pig, human	1	




Monoclonal Anti-CD30-FITC antibody produced in mouse

Synonym(s): Anti-Ki-1, Anti-TNFRSF8

[All Photos](#) (1)

Product No.	Clonality	Application	Species Reactivity	Citations	SDS
SAB4700150	MEM-268, monoclonal	FACS	human	1	



Monoclonal Anti-CD20-FITC antibody produced in mouse

Synonym(s): Anti-MS4A1

[All Photos](#) (1)

Product No.	Clonality	Application	Species Reactivity	Citations	SDS
SAB4700117	2H7, monoclonal	FACS	human, nonhuman primates	1	




Monoclonal Anti-CD46-FITC antibody produced in mouse

Synonym(s): Anti-Membrane Cofactor Protein

[All Photos](#) (1)

Product No.	Clonality	Application	Species Reactivity	Citations	SDS
SAB4700431	MEM-258, monoclonal	FACS	bovine, human	1	



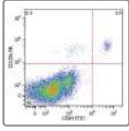
Monoclonal Anti-CD55-FITC antibody produced in mouse

Synonym(s): Anti-DAF

[All Photos](#) (1)

Product No.	Clonality	Application	Species Reactivity	Citations	SDS
SAB4700251	MEM-118,	FACS	nonhuman primates,		

Product No.	Clonality	Application	Species Reactivity	Citations	SDS
	monoclonal		human		



Monoclonal Anti-CD63-FITC antibody produced in mouse

[All Photos](#) (1)

Product No.	Clonality	Application	Species Reactivity	Citations	SDS
SAB4700217	MEM-259, monoclonal	FACS	human	4	



Monoclonal Anti-CD99-FITC antibody produced in mouse

Synonym(s): Anti-CD99R

[All Photos](#) (1)

Product No.	Clonality	Application	Species Reactivity	Citations	SDS
SAB4700434	MEM-131, monoclonal	FACS	human	1	



Monoclonal Anti-CD44-FITC antibody produced in mouse

Synonym(s): Anti-Pgp-1

[All Photos](#) (1)


Product No.	Clonality	Application	Species Reactivity	Citations	SDS
SAB4700182	MEM-85, monoclonal	FACS	human	5	



Monoclonal Anti-CD81-FITC antibody produced in mouse

[All Photos](#) (1)

Product No.	Clonality	Application	Species Reactivity	Citations	SDS
SAB4700233	M38, monoclonal	FACS	rabbit, human, feline		




Monoclonal Anti-CD7-FITC antibody produced in mouse

Synonym(s): Anti-GP40

[All Photos](#) (1)

Product No.	Clonality	Application	Species Reactivity	Citations	SDS
SAB4700082	MEM-186, monoclonal	FACS	human		



Monoclonal Anti-CD58-FITC antibody produced in mouse

Synonym(s): Anti-LFA-3

[All Photos](#) (1)

Product No.	Clonality	Application	Species Reactivity	Citations	SDS
SAB4700205	MEM-63, monoclonal	FACS	pig, human		

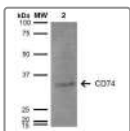


Monoclonal Anti-CD25-FITC antibody produced in mouse

Synonym(s): Anti-IL-2R α chain, Anti-IL2RA

[All Photos](#) (1)

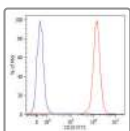
Product No.	Clonality	Application	Species Reactivity	Citations	SDS
SAB4700363	MEM-181, monoclonal	FACS	human	2	



Monoclonal Anti-CD74-FITC antibody produced in mouse

[All Photos](#) (2)

Product No.	Clonality	Application	Species Reactivity	Citations	SDS
SAB5201962	3D7, monoclonal	FACS, WB	human		



Monoclonal Anti-CD15-FITC antibody produced in mouse

Synonym(s): Anti-FUT4, Anti-Lewis x Blood Group antigen

[All Photos](#) (1)

Product No.	Clonality	Application	Species Reactivity	Citations	SDS
SAB4700287	MEM-158, monoclonal	FACS	human		



Monoclonal Anti-CD33-FITC antibody produced in mouse

[All Photos](#) (1)

Product No.	Clonality	Application	Species Reactivity	Citations	SDS
SAB4700155	WM53, monoclonal	FACS	nonhuman primates, human	5	



Monoclonal Anti-CD24-FITC antibody produced in mouse

Synonym(s): Anti-CD24

[All Photos](#) (1)

Product No.	Clonality	Application	Species Reactivity	Citations	SDS
SAB4700624	SN3, monoclonal	FACS	human	2	



Monoclonal Anti-CD97-FITC antibody produced in mouse

[All Photos](#) (1)

Product No.	Clonality	Application	Species Reactivity	Citations	SDS
SAB4700236	MEM-180, monoclonal	FACS	human		



Monoclonal Anti-CD29-FITC antibody produced in mouse

Synonym(s): Anti-ITGB1, Anti-Integrin β 1 chain

[All Photos](#) (1)

Product No.	Clonality	Application	Species Reactivity	Citations	SDS
SAB4700397	MEM-101A, monoclonal	FACS	pig, human, canine	1	



Monoclonal Anti-CD10-FITC antibody produced in mouse

Synonym(s): Anti-CALLA, Anti-MME

[All Photos](#) (1)

Product No.	Clonality	Application	Species Reactivity	Citations	SDS
SAB4700443	MEM-78, monoclonal	FACS	human		



Monoclonal Anti-CD34-FITC antibody produced in mouse

Synonym(s): Anti-Mucosialin

[All Photos](#) (1)

Product No.	Clonality	Application	Species Reactivity	Citations	SDS
SAB4700158	QBEnd-10, monoclonal	FACS	nonhuman primates, human	1	



Monoclonal Anti-CD326-FITC antibody produced in mouse

Synonym(s): Anti-EPCAM

[All Photos](#) (1)

Product No.	Clonality	Application	Species Reactivity	Citations	SDS
SAB4700424	VU-1D9, monoclonal	FACS	human	7	



Monoclonal Anti-CD38-FITC antibody produced in mouse

[All Photos](#) (1)

Product No.	Clonality	Application	Species Reactivity	Citations	SDS
SAB4700173	HIT2, monoclonal	FACS	human	4	




Monoclonal Anti-CD48-FITC antibody produced in mouse

Synonym(s): Anti-BLAST-1

[All Photos](#) (1)

Product No.	Clonality	Application	Species Reactivity	Citations	SDS
SAB4700195	MEM-102, monoclonal	FACS	nonhuman primates, human	1	




Monoclonal Anti-CD98-FITC antibody produced in mouse

Synonym(s): Anti-SLC3A2

[All Photos](#) (1)

Product No.	Clonality	Application	Species Reactivity	Citations	SDS
SAB4700505	MEM-108, monoclonal	FACS	human		



Monoclonal Anti-CD45-FITC antibody produced in mouse

Synonym(s): Anti-LCA, Anti-PTPRC

[All Photos](#) (1)

Product No.	Clonality	Application	Species Reactivity	Citations	SDS
SAB4700480	MEM-28, monoclonal	FACS	human	7	



Monoclonal Anti-CD19-FITC antibody produced in mouse

Synonym(s): Anti-B4

[All Photos](#) (1)

Product No.	Clonality	Application	Species Reactivity	Citations	SDS
SAB4700112	LT19, monoclonal	FACS	human	4	
SAB4700704	4G7, monoclonal	FACS, ICC	human	3	



Monoclonal Anti-CD80-FITC antibody produced in mouse

Synonym(s): Anti-B7-1

[All Photos](#) (1)

Product No.	Clonality	Application	Species Reactivity	Citations	SDS
SAB4700142	MEM-233, monoclonal	FACS	human	5	



Monoclonal Anti-CD53-FITC antibody produced in mouse

[All Photos](#) (1)

Product No.	Clonality	Application	Species Reactivity	Citations	SDS
SAB4700200	MEM-53, monoclonal	FACS	human		

All Photos (1) **Monoclonal Anti-CD47-FITC antibody produced in mouse**

Synonym(s): Anti-Integrin Associated Protein

Product No.	Clonality	Application	Species Reactivity	Citations	SDS
SAB4700191	MEM-122, monoclonal	FACS	nonhuman primates, pig, human	1	



Monoclonal Anti-CD30-FITC antibody produced in mouse


Synonym(s): Anti-Ki-1, Anti-TNFRSF8

All Photos (1)

Product No.	Clonality	Application	Species Reactivity	Citations	SDS
SAB4700150	MEM-268, monoclonal	FACS	human	1	



Monoclonal Anti-CD20-FITC antibody produced in mouse



Synonym(s): Anti-MS4A1

[Photos](#) (1)

Product No.	Clonality	Application	Species Reactivity	Citations	SDS
SAB4700117	2H7, monoclonal	FACS	human, nonhuman primates	1	




Monoclonal Anti-CD46-FITC antibody produced in mouse

Synonym(s): Anti-Membrane Cofactor Protein

[All Photos](#) (1)

Product No.	Clonality	Application	Species Reactivity	Citations	SDS
SAB4700431	MEM-258, monoclonal	FACS	bovine, human	1	




Monoclonal Anti-CD55-FITC antibody produced in mouse

Synonym(s): Anti-DAF

[All Photos](#) (1)

Product No.	Clonality	Application	Species Reactivity	Citations	SDS
SAB4700251	MEM-118, monoclonal	FACS	nonhuman primates, human		



Monoclonal Anti-CD63-FITC antibody produced in mouse

[All Photos](#) (1)

Product No.	Clonality	Application	Species Reactivity	Citations	SDS
SAB4700217	MEM-259, monoclonal	FACS	human	4	



Monoclonal Anti-CD99-FITC antibody produced in mouse

Synonym(s): Anti-CD99R

[All Photos](#) (1)

Product No.	Clonality	Application	Species Reactivity	Citations	SDS
SAB4700434	MEM-131, monoclonal	FACS	human	1	



Monoclonal Anti-CD44-FITC antibody produced in mouse



Synonym(s): Anti-Pgp-1

[Photos](#) (1)


Product No.	Clonality	Application	Species Reactivity	Citations	SDS
SAB4700182	MEM-85, monoclonal	FACS	human	5	



Monoclonal Anti-CD81-FITC antibody produced in mouse

[All Photos](#) (1)

Product No.	Clonality	Application	Species Reactivity	Citations	SDS
SAB4700233	M38, monoclonal	FACS	rabbit, human, feline		




Monoclonal Anti-CD7-FITC antibody produced in mouse

Synonym(s): Anti-GP40

[All Photos](#) (1)

Product No.	Clonality	Application	Species Reactivity	Citations	SDS
SAB4700082	MEM-186, monoclonal	FACS	human		

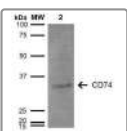


Monoclonal Anti-CD58-FITC antibody produced in mouse

Synonym(s): Anti-LFA-3

[All Photos](#) (1)

Product No.	Clonality	Application	Species Reactivity	Citations	SDS
SAB4700205	MEM-63, monoclonal	FACS	pig, human		



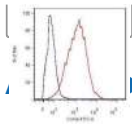
Monoclonal Anti-CD74-FITC antibody produced in mouse

[All Photos](#) (2)

Product No.	Clonality	Application	Species Reactivity	Citations	SDS
SAB5201962	3D7, monoclonal	FACS, WB	human		



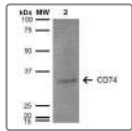
Monoclonal Anti-CD54-FITC antibody produced in rat



Synonym(s): Anti-Icam1

Photos (1)

Product No.	Clonality	Application	Species Reactivity	Citations	SDS
SAB4700573	YN1/1.7.4, monoclonal	FACS	mouse	1	



Monoclonal Anti-CD74-Horseradish Peroxidase antibody produced in mouse

All Photos (2)

Product No.	Clonality	Application	Species Reactivity	Citations	SDS
SAB5201963	3D7, monoclonal	FACS, WB	human		



Monoclonal Anti-CD105-PE antibody produced in mouse

Synonym(s): Anti-ENG, Anti-Endoglin

All Photos (1)

Product No.	Clonality	Application	Species Reactivity	Citations	SDS
SAB4700261	MEM-226, monoclonal	FACS	human		
SAB4700264	MEM-229, monoclonal	FACS	human, pig	1	

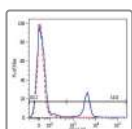


Monoclonal Anti-CD34-PE antibody produced in mouse

Synonym(s): Anti-Mucosalin

All Photos (1)

Product No.	Clonality	Application	Species Reactivity	Citations	SDS
SAB4700164	4H11[APG], monoclonal	FACS	human	4	
SAB4700159	QBEnd-10, monoclonal	FACS	nonhuman primates, human	1	
SAB4700682	581, monoclonal	FACS, IHC	human, nonhuman primates	3	



Monoclonal Anti-CD19-PE antibody produced in mouse

All Photos (1)

Product No.	Clonality	Application	Species Reactivity	Citations	SDS
SAB4700113	LT19, monoclonal	FACS	human	6	



Monoclonal Anti-CD71-PE antibody produced in mouse

Synonym(s): Anti-TFRC, Anti-Transferrin Receptor

All Photos (1)

Product No.	Clonality	Application	Species Reactivity	Citations	SDS
SAB4700519	MEM-75, monoclonal	FACS	human	5	



Monoclonal Anti-CD22-PE antibody produced in mouse

All Photos (1)

Product No.	Clonality	Application	Species Reactivity	Citations	SDS
SAB4700130	MEM-01, monoclonal	FACS	nonhuman primates, human		



Monoclonal Anti-CD50-PE antibody produced in mouse

Synonym(s): Anti-CD50

All Photos (1)

Product No.	Clonality	Application	Species Reactivity	Citations	SDS
SAB4700339	MEM-171, monoclonal	FACS	human	1	



Monoclonal Anti-CD52-PE antibody produced in mouse

Synonym(s): Anti-CAMPATH-1

All Photos (1)

Product No.	Clonality	Application	Species Reactivity	Citations	SDS
SAB4700243	HI186, monoclonal	FACS	human		




Monoclonal Anti-CD99-PE antibody produced in mouse

Synonym(s): Anti-CD99R

All Photos (1)

Product No.	Clonality	Application	Species Reactivity	Citations	SDS
SAB4700435	MEM-131, monoclonal	FACS	human	1	



Monoclonal Anti-CD14-PE antibody produced in mouse

Synonym(s): Anti-LPS-receptor

All Photos (1)

Product No.	Clonality	Application	Species Reactivity	Citations	SDS
SAB4700101	MEM-15, monoclonal	FACS	nonhuman primates, human	4	



Monoclonal Anti-CD326-PE antibody produced in mouse

Synonym(s): Anti-EPCAM

All Photos (1)

Product No.	Clonality	Application	Species Reactivity	Citations	SDS
SAB4700425	VU-1D9, monoclonal	FACS	human	1	



Monoclonal Anti-CD98-PE antibody produced in mouse

Synonym(s): Anti-SLC3A2

All Photos (1)

Product No.	Clonality	Application	Species Reactivity	Citations	SDS
SAB4700506	MEM-108, monoclonal	FACS	human		



Monoclonal Anti-CD25-PE antibody produced in mouse

Synonym(s): Anti-IL-2R α chain, Anti-IL2RA

All Photos (1)

Product No.	Clonality	Application	Species Reactivity	Citations	SDS
SAB4700364	MEM-181, monoclonal	FACS	human	1	



Monoclonal Anti-CD80-PE antibody produced in mouse

Synonym(s): Anti-B7-1

All Photos (1)

Product No.	Clonality	Application	Species Reactivity	Citations	SDS
SAB4700143	MEM-233, monoclonal	FACS	human	2	



Monoclonal Anti-CD29-PE antibody produced in mouse

Synonym(s): Anti-ITGB1, Anti-Integrin β 1 chain

All Photos (1)

Product No.	Clonality	Application	Species Reactivity	Citations	SDS
SAB4700398	MEM-101A, monoclonal	FACS	human, canine, pig	1	



Monoclonal Anti-CD55-PE antibody produced in mouse

Synonym(s): Anti-DAF

All Photos (1)

Product No.	Clonality	Application	Species Reactivity	Citations	SDS
SAB4700698	MEM-118, monoclonal	FACS, IHC, IP	nonhuman primates, human	1	



Monoclonal Anti-CD106-PE antibody produced in mouse

Synonym(s): Anti-VCAM-1

All Photos (1)

Product No.	Clonality	Application	Species Reactivity	Citations	SDS
SAB4700693	STA, monoclonal	ELISA (i), FACS, IHC, IP	human		

[All Photos](#) (1) **Monoclonal Anti-CD324-PE antibody produced in mouse**

Synonym(s): Anti-E-Cadherin

Product No.	Clonality	Application	Species Reactivity	Citations	SDS
SAB4700694	67A4, monoclonal	FACS, ICC, IHC, IP	human		



Monoclonal Anti-CD147-PE antibody produced in mouse

Synonym(s): Anti-BSG, Anti-Basigin, Anti-Neurothelin

[All Photos](#) (1)

Product No.	Clonality	Application	Species Reactivity	Citations	SDS
SAB4700026	MEM-M6/1, monoclonal	FACS	human	1	




Monoclonal Anti-CD31-PE antibody produced in mouse

Synonym(s): Anti-PECAM-1, Anti-PECAM1



os (1)

Product No.	Clonality	Application	Species Reactivity	Citations	SDS
SAB4700467	MEM-05, monoclonal	FACS	human	1	



Monoclonal Anti-CD46-PE antibody produced in mouse

Synonym(s): Anti-Membrane Cofactor Protein

[All Photos](#) (1)

Product No.	Clonality	Application	Species Reactivity	Citations	SDS
SAB4700432	MEM-258, monoclonal	FACS	bovine, human	4	



Monoclonal Anti-CD69-PE antibody produced in mouse

[All Photos](#) (1)

Product No.	Clonality	Application	Species Reactivity	Citations	SDS
SAB4700222	FN50, monoclonal	FACS	human	2	



Monoclonal Anti-CD21-PE antibody produced in mouse

Synonym(s): Anti-CR2

[All Photos](#) (1)

Product No.	Clonality	Application	Species Reactivity	Citations	SDS
SAB4700247	LT21, monoclonal	FACS	pig, human, bovine	1	



Monoclonal Anti-CD54-PE antibody produced in mouse

Synonym(s): Anti-ICAM1

[All Photos](#) (1)

Product No.	Clonality	Application	Species Reactivity	Citations	SDS
SAB4700328	MEM-111, monoclonal	FACS	human, rat, bovine	3	



Monoclonal Anti-CD209-PE antibody produced in mouse

Synonym(s): Anti-DC-SIGN

All Photos (1)

Product No.	Clonality	Application	Species Reactivity	Citations	SDS
SAB4700690	UW60.1, monoclonal	FACS, ICC, IHC	human	1	

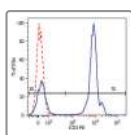


Monoclonal Anti-CD361-PE antibody produced in mouse

Synonym(s): Anti-EVI2B

All Photos (1)

Product No.	Clonality	Application	Species Reactivity	Citations	SDS
SAB4700266	MEM-216, monoclonal	FACS	human		




Monoclonal Anti-CD3-PE antibody produced in mouse

Synonym(s): Anti-CD3 (activation epitope)

All Photos (1)

Product No.	Clonality	Application	Species Reactivity	Citations	SDS
SAB4700049	MEM-57, monoclonal	FACS	human	5	
SAB4700051	APA1/1, monoclonal	FACS	human, mouse	5	



Monoclonal Anti-CD10-PE antibody produced in mouse

Synonym(s): Anti-CALLA, Anti-MME

All Photos (1)

Product No.	Clonality	Application	Species Reactivity	Citations	SDS
SAB4700439	LT10, monoclonal	FACS	human		
SAB4700444	MEM-78, monoclonal	FACS	human		



Monoclonal Anti-CD262-PE antibody produced in mouse

Synonym(s): Anti-TNFRSF10B, Anti-TRAIL-R2

All Photos (1)

Product No.	Clonality	Application	Species Reactivity	Citations	SDS
SAB4700540	DR5-01-1, monoclonal	FACS	human		



Monoclonal Anti-CD48-PE antibody produced in mouse

Synonym(s): Anti-BLAST-1

[All Photos](#) (1)

Product No.	Clonality	Application	Species Reactivity	Citations	SDS
SAB4700196	MEM-102, monoclonal	FACS	nonhuman primates, human	2	



Monoclonal Anti-CD58-PE antibody produced in mouse

Synonym(s): Anti-LFA-3

[All Photos](#) (1)

Product No.	Clonality	Application	Species Reactivity	Citations	SDS
SAB4700206	MEM-63, monoclonal	FACS	human, pig	1	



Monoclonal Anti-CD13-PE antibody produced in mouse

Synonym(s): Anti-ANPEP

[All Photos](#) (1)

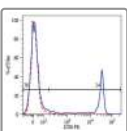
Product No.	Clonality	Application	Species Reactivity	Citations	SDS
SAB4700004	WM15, monoclonal	FACS	nonhuman primates, human		



Monoclonal Anti-CD6-PE antibody produced in mouse

[All Photos](#) (1)


Product No.	Clonality	Application	Species Reactivity	Citations	SDS
SAB4700078	MEM-98, monoclonal	FACS	human	1	



Monoclonal Anti-CD8-PE antibody produced in mouse

[All Photos](#) (1)

Product No.	Clonality	Application	Species Reactivity	Citations	SDS
SAB4700088	MEM-31, monoclonal	FACS	human	3	



Monoclonal Anti-CD18-PE antibody produced in mouse

Synonym(s): Anti-ITGB2, Anti-Integrin β 2 subunit

[All Photos](#) (1)

Product No.	Clonality	Application	Species Reactivity	Citations	SDS
SAB4700408	MEM-48, monoclonal	FACS	human	2	



Monoclonal Anti-CD53-PE antibody produced in mouse

[All Photos](#) (1)

Product No.	Clonality	Application	Species Reactivity	Citations	SDS
SAB4700201	MEM-53, monoclonal	FACS	human		



Monoclonal Anti-CD30-PE antibody produced in mouse

Synonym(s): Anti-Ki-1, Anti-TNFRSF8

[All Photos](#) (1)

Product No.	Clonality	Application	Species Reactivity	Citations	SDS
SAB4700151	MEM-268, monoclonal	FACS	human	1	



Monoclonal Anti-CD20-PE antibody produced in mouse

Synonym(s): Anti-MS4A1

[All Photos](#) (1)

Product No.	Clonality	Application	Species Reactivity	Citations	SDS
SAB4700118	2H7, monoclonal	FACS	human, nonhuman primates	1	



Monoclonal Anti-CD229-PE antibody produced in mouse

Synonym(s): Anti-LY9

[All Photos](#) (1)

Product No.	Clonality	Application	Species Reactivity	Citations	SDS
SAB4700422	HLy9.25, monoclonal	FACS	human	1	



Monoclonal Anti-CD177-PE antibody produced in mouse

[All Photos](#) (1)

Product No.	Clonality	Application	Species Reactivity	Citations	SDS
SAB4700616	MEM-166, monoclonal	FACS	human, nonhuman primates		



Monoclonal Anti-CD263-PE antibody produced in mouse

Synonym(s): Anti-TNFRSF10C, Anti-TRAIL-R3

[All Photos](#) (1)

Product No.	Clonality	Application	Species Reactivity	Citations	SDS
SAB4700537	TRAIL-R3-02, monoclonal	FACS	human		



Monoclonal Anti-CD63-PE antibody produced in mouse

[All Photos](#) (1)

Product No.	Clonality	Application	Species Reactivity	Citations	SDS
SAB4700218	MEM-259, monoclonal	FACS	human	3	

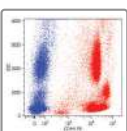


Monoclonal Anti-CD95-PE antibody produced in mouse

Synonym(s): Anti-FAS

[All Photos](#) (1)

Product No.	Clonality	Application	Species Reactivity	Citations	SDS
SAB4700008	LT95, monoclonal	FACS	human	1	



Monoclonal Anti-CD44-PE antibody produced in mouse

Synonym(s): Anti-Pgp-1

[All Photos](#) (1)

Product No.	Clonality	Application	Species Reactivity	Citations	SDS
SAB4700183	MEM-85, monoclonal	FACS	human	1	



Monoclonal Anti-CD7-PE antibody produced in mouse

Synonym(s): Anti-GP40

[All Photos](#) (1)

Product No.	Clonality	Application	Species Reactivity	Citations	SDS
SAB4700083	MEM-186, monoclonal	FACS	human		



Monoclonal Anti-CD5-PE antibody produced in mouse

[All Photos](#) (1)

Product No.	Clonality	Application	Species Reactivity	Citations	SDS
SAB4700070	CRIS1, monoclonal	FACS	human	1	



Monoclonal Anti-CD24-PE antibody produced in rat


Synonym(s): Anti-CD24

[All Photos](#) (1)

Product No.	Clonality	Application	Species Reactivity	Citations	SDS
SAB4700625	SN3, monoclonal	FACS	human	6	

All Photos (1) **Monoclonal Anti-Cd9-PE antibody produced in rat**

Product No.	Clonality	Application	Species Reactivity	Citations	SDS
SAB4700570	EM-04, monoclonal	FACS	mouse		




Monoclonal Anti-CD74-PE/Atto 594 antibody produced in mouse

All Photos (3)

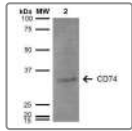
Product No.	Clonality	Application	Species Reactivity	Citations	SDS
SAB5201964	3D7, monoclonal	FACS, WB	human		



Monoclonal Anti-CD74-PerCP antibody produced in mouse



Product No.	Clonality	Application	Species Reactivity	Citations	SDS
SAB5201965	3D7, monoclonal	FACS, WB	human		



Monoclonal Anti-CD74-R-Phycoerythrin antibody produced in mouse

All Photos (2)

Product No.	Clonality	Application	Species Reactivity	Citations	SDS
SAB5201966	3D7, monoclonal	FACS, WB	human		




Monoclonal Anti-CD54, azide free antibody produced in mouse

Synonym(s): Anti-ICAM1

All Photos (1)

Product No.	Clonality	Application	Species Reactivity	Citations	SDS
SAB4700329	1H4, monoclonal	FACS	human	1	



Monoclonal Anti-CD20, azide free antibody produced in mouse

Synonym(s): Anti-MS4A1

All Photos (1)

Product No.	Clonality	Application	Species Reactivity	Citations	SDS
SAB4700120	MEM-97, monoclonal	FACS	bovine, human, pig	2	



Monoclonal Anti-CD264, azide free antibody produced in mouse

Synonym(s): Anti-TNFRSF10D, Anti-TRAIL-R4

All Photos (1)

Product No.	Clonality	Application	Species Reactivity	Citations	SDS
SAB4700532	TRAIL-R4-01, monoclonal	FACS	human		



Monoclonal Anti-CD43, azide free antibody produced in mouse

Synonym(s): Anti-Leukosialin, Anti-SPN

All Photos (1)

Product No.	Clonality	Application	Species Reactivity	Citations	SDS
SAB4700507	MEM-59, monoclonal	FACS	human	1	



Monoclonal Anti-CD263, azide free antibody produced in mouse

Synonym(s): Anti-TNFRSF10C, Anti-TRAIL-R3

All Photos (1)

Product No.	Clonality	Application	Species Reactivity	Citations	SDS
SAB4700535	TRAIL-R3-02, monoclonal	FACS	human		



Monoclonal Anti-CD147, low endotoxin antibody produced in mouse

Synonym(s): Anti-BSG, Anti-Basigin, Anti-Neurothelin

All Photos (1)

Product No.	Clonality	Application	Species Reactivity	Citations	SDS
SAB4700027	MEM-M6/6, monoclonal	FACS	human	2	



Monoclonal Anti-CD18, low endotoxin antibody produced in mouse

Synonym(s): Anti-ITGB2, Anti-Integrin β 2 subunit

All Photos (1)

Product No.	Clonality	Application	Species Reactivity	Citations	SDS
SAB4700403	MEM-48, monoclonal	FACS	human	1	

Product No.	Clonality	Application	Species Reactivity	Citations	SDS
SAB4700399	MEM-148, monoclonal	FACS, FUNC, IP, WB	human	6	



Monoclonal Anti-CD18, low endotoxin antibody produced in rat

Synonym(s): Anti-Integrin β 2 subunit, Anti-Itgb2

All Photos (1)

Product No.	Clonality	Application	Species Reactivity	Citations	SDS
SAB4700585	M18/2, monoclonal	FACS	mouse	1	




Monoclonal Anti-CD90.2, azide free antibody produced in mouse

Synonym(s): Anti-Thy-1.2, Anti-Thy1

All Photos (1)

Product No.	Clonality	Application	Species Reactivity	Citations	SDS
SAB4700594	1aG4/C5, monoclonal	FACS	mouse	3	



Monoclonal Anti-CD13/Aminopeptidase N antibody produced in mouse

All Photos (1)

Product No.	Clonality	Application	Species Reactivity	Citations	SDS
SAB4700935	WM15, monoclonal	FACS	nonhuman primates, human		



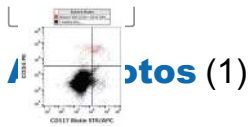
Monoclonal Anti-CD41/CD61 antibody produced in mouse

All Photos (1)

Product No.	Clonality	Application	Species Reactivity	Citations	SDS
SAB4700792	PAC-1, monoclonal	FACS	human		



Monoclonal Anti-CD117/cKit antibody produced in mouse



Product No.	Clonality	Application	Species Reactivity	Citations	SDS
SAB4700938	104D2, monoclonal	FACS	nonhuman primates, bovine, human		



Monoclonal Anti-CD152/CTLA4-APC antibody produced in mouse

All Photos (1)

Product No.	Clonality	Application	Species Reactivity	Citations	SDS
SAB4701140	BNI3, monoclonal	FACS			



Monoclonal Anti-CD222/IGF2 receptor/CIMPR antibody produced in mouse

All Photos (1)

Product No.	Clonality	Application	Species Reactivity	Citations	SDS
SAB4700934	MEM-238, monoclonal	FACS	nonhuman primates, human		



Monoclonal Anti-CD169/Siglec1 antibody produced in mouse

All Photos (1)

Product No.	Clonality	Application	Species Reactivity	Citations	SDS
SAB4700929	7-239, monoclonal	FACS	human		



Monoclonal Anti-CD140a antibody produced in mouse

Synonym(s): Anti-PDGF-RA, Anti-PDGFRA

All Photos (1)

Product No.	Clonality	Application	Species Reactivity	Citations	SDS
SAB4700454	16A1, monoclonal	FACS	human	1	




Monoclonal Anti-CD11a antibody produced in mouse

Synonym(s): Anti-ITGAL, Anti-LFA-1 α chain

[All Photos](#) (1)

Product No.	Clonality	Application	Species Reactivity	Citations	SDS
SAB4700383	MEM-83, monoclonal	FACS	human		



Monoclonal Anti-CD79A antibody produced in mouse

[All Photos](#) (2)

Product No.	Clonality	Application	Species Reactivity	Citations	SDS
SAB4700229	HM47, monoclonal	FACS	pig, human, mouse	5	
SAB4700842	HM57, monoclonal	FACS	horse, guinea pig, chicken, pig, rabbit, bovine, opossum, mouse, rat, human		



Monoclonal Anti-CD41a antibody produced in mouse

Synonym(s): Anti-ITGA2B

[All Photos](#) (1)

Product No.	Clonality	Application	Species Reactivity	Citations	SDS
SAB4700374	HIP8, monoclonal	FACS	nonhuman primates, human	3	



Monoclonal Anti-CD167a antibody produced in mouse

[All Photos](#) (1)

Product No.	Clonality	Application	Species Reactivity	Citations	SDS
SAB4700783	51D6, monoclonal	FACS	human		



Monoclonal Anti-CD8a antibody produced in mouse

[All Photos](#) (1)

Product No.	Clonality	Application	Species Reactivity	Citations	SDS
SAB4700734	OX-8, monoclonal	FACS, FUNC, IHC, IP	rat		



Monoclonal Anti-CD300A antibody produced in mouse

[All Photos](#) (1)


Product No.	Clonality	Application	Species Reactivity	Citations	SDS
SAB4700546	MEM-260, monoclonal	FACS	human		



Monoclonal Anti-CD1A antibody produced in mouse

[All Photos](#) (1)

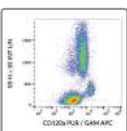
Product No.	Clonality	Application	Species Reactivity	Citations	SDS
SAB4700028	HI149, monoclonal	FACS	human	1	



Monoclonal Anti-CD235a antibody produced in mouse

[All Photos](#) (1)

Product No.	Clonality	Application	Species Reactivity	Citations	SDS
SAB4700923	JC159, monoclonal	FACS	human, rat		



Monoclonal Anti-CD120a antibody produced in mouse

[All Photos](#) (1)

Product No.	Clonality	Application	Species Reactivity	Citations	SDS
SAB4700914	H398, monoclonal	FACS	human		



Monoclonal Anti-CD42a antibody produced in mouse

[All Photos](#) (1)

Product No.	Clonality	Application	Species Reactivity	Citations	SDS
SAB4700893	GR-P, monoclonal	FACS	human, dog		

All Photos (1) **Monoclonal Anti-CD11a antibody produced in rat**

Synonym(s): Anti-Itgal, Anti-LFA-1 α chain

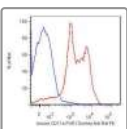
Product No.	Clonality	Application	Species Reactivity	Citations	SDS
SAB4700578	M17/4, monoclonal	FACS	mouse	1	



Monoclonal Anti-CD8a antibody produced in rat

All Photos (1)

Product No.	Clonality	Application	Species Reactivity	Citations	SDS
SAB4700846	53-6.7, monoclonal	FACS	mouse		



Monoclonal Anti-CD11a low endotoxin antibody produced in rat

All

Synonym(s): Anti-Itgal, Anti-LFA-1 α chain

Photos (1)

Product No.	Clonality	Application	Species Reactivity	Citations	SDS
SAB4700579	M17/4, monoclonal	FACS	mouse	1	



Monoclonal Anti-CD1A-APC antibody produced in mouse

All Photos (1)

Product No.	Clonality	Application	Species Reactivity	Citations	SDS
SAB4700029	HI149, monoclonal	FACS	human	1	



Monoclonal Anti-CD11a-APC antibody produced in mouse

Synonym(s): Anti-ITGAL-APC, Anti-LFA-1 α chain

All Photos (1)

Product No.	Clonality	Application	Species Reactivity	Citations	SDS
SAB4700378	MEM-25, monoclonal	FACS	human	1	

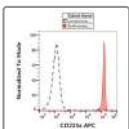


Monoclonal Anti-CD140a-APC antibody produced in mouse

Synonym(s): Anti-PDGF-RA, Anti-PDGFRA

All Photos (1)

Product No.	Clonality	Application	Species Reactivity	Citations	SDS
SAB4700455	16A1, monoclonal	FACS	human	5	



Monoclonal Anti-CD235a-APC antibody produced in mouse

All Photos (1)

Product No.	Clonality	Application	Species Reactivity	Citations	SDS
SAB4701139	JC159, monoclonal	FACS			



Monoclonal Anti-CD42a-APC antibody produced in mouse

All Photos (1)

Product No.	Clonality	Application	Species Reactivity	Citations	SDS
SAB4701131	GR-P, monoclonal	FACS			




Monoclonal Anti-CD107a-APC antibody produced in mouse

Synonym(s): Anti-LAMP1

All Photos (1)

Product No.	Clonality	Application	Species Reactivity	Citations	SDS
SAB4700417	H4A3, monoclonal	FACS	nonhuman primates, mouse, human	6	



Monoclonal Anti-CD300a-APC antibody produced in mouse

All Photos (1)

Product No.	Clonality	Application	Species Reactivity	Citations	SDS
SAB4701089	MEM-260, monoclonal	FACS			



Monoclonal Anti-Cd8a-APC antibody produced in rat

All Photos (1)

Product No.	Clonality	Application	Species Reactivity	Citations	SDS
SAB4700564	53-6.7, monoclonal	FACS	mouse	3	



Monoclonal Anti-CD11a-Biotin antibody produced in mouse

Synonym(s): Anti-ITGAL-Biotin, Anti-LFA-1 α chain

All Photos (1)

Product No.	Clonality	Application	Species Reactivity	Citations	SDS
SAB4700379	MEM-25, monoclonal	FACS	human	1	




Monoclonal Anti-CD1A-FITC antibody produced in mouse



[Photos](#) (1)

Product No.	Clonality	Application	Species Reactivity	Citations	SDS
SAB4700030	HI149, monoclonal	FACS	human	1	



Monoclonal Anti-CD300A-PE antibody produced in mouse

[All Photos](#) (1)

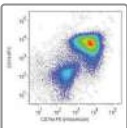
Product No.	Clonality	Application	Species Reactivity	Citations	SDS
SAB4700547	MEM-260, monoclonal	FACS	human		



Monoclonal Anti-CD1A-PE antibody produced in mouse

[All Photos](#) (1)

Product No.	Clonality	Application	Species Reactivity	Citations	SDS
SAB4700031	HI149, monoclonal	FACS	human	3	



Monoclonal Anti-CD79A-PE antibody produced in mouse

[All Photos](#) (1)

Product No.	Clonality	Application	Species Reactivity	Citations	SDS
SAB4700231	HM57, monoclonal	FACS	human, pig, mouse	1	




Monoclonal Anti-CD140a-PE antibody produced in mouse

Synonym(s): Anti-PDGF-RA, Anti-PDGFRA

[All Photos](#) (1)

Product No.	Clonality	Application	Species Reactivity	Citations	SDS
SAB4700457	16A1, monoclonal	FACS	human	1	



Monoclonal Anti-CD11a-PE antibody produced in mouse

Synonym(s): Anti-ITGAL-PE, Anti-LFA-1 α chain

All Photos (1)

Product No.	Clonality	Application	Species Reactivity	Citations	SDS
SAB4700381	MEM-25, monoclonal	FACS	human	1	



Monoclonal Anti-Cd8a-PE antibody produced in rat

All Photos (1)

Product No.	Clonality	Application	Species Reactivity	Citations	SDS
SAB4700566	53-6.7, monoclonal	FACS	mouse	1	




Monoclonal Anti-CD11a, azide free antibody produced in mouse

Synonym(s): Anti-ITGAL azide free, Anti-LFA-1 α chain, Anti-ITGAL

All Photos (1)

Product No.	Clonality	Application	Species Reactivity	Citations	SDS
SAB4700376	MEM-25, monoclonal	FACS	human	1	
SAB4700382	MEM-83, monoclonal	FACS	human		



Monoclonal Anti-CD172a/b antibody produced in mouse

All Photos (1)

Product No.	Clonality	Application	Species Reactivity	Citations	SDS
SAB4700784	SE5A5, monoclonal	FACS	human		



Monoclonal Anti-CD235ab-FITC antibody produced in mouse

Synonym(s): Anti-GYPA, Anti-GYPA, (N-terminal), Anti-Glycophorin A

All Photos (1)


Product No.	Clonality	Application	Species Reactivity	Citations	SDS
SAB4700293	HIR2, monoclonal	FACS	human		



Monoclonal Anti-CD158agh antibody produced in mouse

[All Photos](#) (1)

Product No.	Clonality	Application	Species Reactivity	Citations	SDS
SAB4700916	HP-MA4, monoclonal	FACS	human		



Monoclonal Anti-CD11b antibody produced in mouse

Synonym(s): Monoclonal Anti-CD11b

[All Photos](#) (3)

Product No.	Clonality	Application	Species Reactivity	Citations	SDS
C0551	ICRF44, monoclonal	FACS	human	7	
SAB4700809	CBRM1/5, monoclonal	FACS	human		
SAB4700867	ICRF44, monoclonal	FACS	human, nonhuman primates		



Monoclonal Anti-CD140b antibody produced in mouse

Synonym(s): Anti-PDGF-RB, Anti-PDGFRB

[All Photos](#) (1)

Product No.	Clonality	Application	Species Reactivity	Citations	SDS
SAB4700458	18A2, monoclonal	FACS	human	3	



Monoclonal Anti-CD42b antibody produced in mouse


Synonym(s): Anti-GP1BA, Anti-GPIb α

[All Photos](#) (1)

Product No.	Clonality	Application	Species Reactivity	Citations	SDS
SAB4700290	HIP1, monoclonal	FACS	human, nonhuman primates	4	
SAB4700955	AK2, monoclonal	FACS	human		




Monoclonal Anti-CD79b antibody produced in mouse



[Photos](#) (1)

Product No.	Clonality	Application	Species Reactivity	Citations	SDS
SAB4700864	CB3-1, monoclonal	FACS	human		



Monoclonal Anti-CD49b antibody produced in mouse

[All Photos](#) (1)

Product No.	Clonality	Application	Species Reactivity	Citations	SDS
SAB4700797	AK7, monoclonal	FACS	nonhuman primates, human		



Monoclonal Anti-CD41b antibody produced in mouse

Synonym(s): Anti-ITGA2B

[All Photos](#) (1)

Product No.	Clonality	Application	Species Reactivity	Citations	SDS
SAB4700375	HIP2, monoclonal	FACS	nonhuman primates, human		



Monoclonal Anti-CD1b antibody produced in mouse

[All Photos](#) (1)

Product No.	Clonality	Application	Species Reactivity	Citations	SDS
SAB4700909	SN13, monoclonal	FACS	human		

All Photos (1) **Monoclonal Anti-CD11b antibody produced in rat**

Product No.	Clonality	Application	Species Reactivity	Citations	SDS
SAB4700851	M1/70, monoclonal	FACS	rabbit, nonhuman primates, mouse, human		




Monoclonal Anti-CD140b-APC antibody produced in mouse

Synonym(s): Anti-PDGF-RB, Anti-PDGFRB

All Photos (1)


Product No.	Clonality	Application	Species Reactivity	Citations	SDS
SAB4700459	18A2, monoclonal	FACS	human		



Monoclonal Anti-CD11b-APC antibody produced in mouse

All Photos (1)

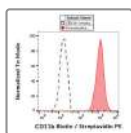
Product No.	Clonality	Application	Species Reactivity	Citations	SDS
SAB4701081	MEM-174, monoclonal	FACS			



Monoclonal Anti-CD79b-APC antibody produced in mouse

All Photos (1)

Product No.	Clonality	Application	Species Reactivity	Citations	SDS
SAB4701117	CB3-1, monoclonal	FACS			

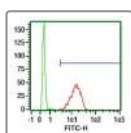


Monoclonal Anti-CD11b-Biotin antibody produced in mouse

Synonym(s): Anti-ITGAM, Anti-Mac-1 α

All Photos (1)

Product No.	Clonality	Application	Species Reactivity	Citations	SDS
SAB4700387	MEM-174, monoclonal	FACS	human	1	
SAB4700942	ICRF44, monoclonal	FACS	nonhuman primates, human		



Monoclonal Anti-CD11b-FITC antibody produced in mouse

Synonym(s): Anti-ITGAM, Anti-Mac-1 α , Monoclonal Anti-CD11b

All Photos (1)

Product No.	Clonality	Application	Species Reactivity	Citations	SDS
SAB4700388	MEM-174, monoclonal	FACS	human	1	
F2648	ICRF44, monoclonal	FACS	human	11	



Monoclonal Anti-CD140b-PE antibody produced in mouse

Synonym(s): Anti-PDGF-RB, Anti-PDGFRB

All Photos (1)

Product No.	Clonality	Application	Species Reactivity	Citations	SDS
SAB4700460	18A2, monoclonal	FACS	human		




Monoclonal Anti-CD11b, low endotoxin antibody produced in rat

Synonym(s): Anti-Itgam, Anti-Mac-1 α

All Photos (1)

Product No.	Clonality	Application	Species Reactivity	Citations	SDS
SAB4700581	M1/70, monoclonal	FACS	human, nonhuman primates, mouse	6	



Monoclonal Anti-CD172b/SIRP beta antibody produced in mouse

[All Photos \(1\)](#)

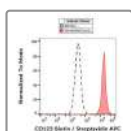
Product No.	Clonality	Application	Species Reactivity	Citations	SDS
SAB4700785	B4B6, monoclonal	FACS	human		



Monoclonal Anti-CD64Biotin antibody produced in mouse

[All Photos \(1\)](#)

Product No.	Clonality	Application	Species Reactivity	Citations	SDS
SAB4700940	10.1, monoclonal	FACS	human, nonhuman primates		



Monoclonal Anti-CD123Biotin antibody produced in mouse

[All Photos \(2\)](#)

Product No.	Clonality	Application	Species Reactivity	Citations	SDS
SAB4700943	6H6, monoclonal	FACS	human		



Monoclonal Anti-CD44Biotin antibody produced in rat

[All Photos \(1\)](#)

Product No.	Clonality	Application	Species Reactivity	Citations	SDS
SAB4700939	IM7, monoclonal	FACS	cat, mouse, horse, human, dog		



Monoclonal Anti-CD203c antibody produced in mouse

Synonym(s): Anti-ENPP3

[All Photos](#) (1)

Product No.	Clonality	Application	Species Reactivity	Citations	SDS
SAB4700461	NP4D6, monoclonal	FACS	human		
SAB4701096	NP4D6, monoclonal	FACS			



Monoclonal Anti-CD1c antibody produced in mouse

[All Photos](#) (1)

Product No.	Clonality	Application	Species Reactivity	Citations	SDS
SAB4700903	L161, monoclonal	FACS	human		



Monoclonal Anti-CD49c antibody produced in mouse

[All Photos](#) (1)

Product No.	Clonality	Application	Species Reactivity	Citations	SDS
SAB4700788	ASC-1, monoclonal	FACS	human		



Monoclonal Anti-CD11c-APC antibody produced in mouse

Synonym(s): Anti-ITGAX

[All Photos](#) (1)

Product No.	Clonality	Application	Species Reactivity	Citations	SDS
SAB4700391	BU15, monoclonal	FACS	human, monkey, canine	3	



Monoclonal Anti-CD1c-APC antibody produced in mouse

[All Photos](#) (1)

Product No.	Clonality	Application	Species Reactivity	Citations	SDS
SAB4701135	L161, monoclonal	FACS			



Monoclonal Anti-CD11c-FITC antibody produced in mouse

Synonym(s): Anti-ITGAX

[All Photos](#) (1)

Product No.	Clonality	Application	Species Reactivity	Citations	SDS
SAB4700392	BU15, monoclonal	FACS	monkey, human, canine	1	



Monoclonal Anti-CD11c-PE antibody produced in mouse

Synonym(s): Anti-ITGAX

[All Photos](#) (1)

Product No.	Clonality	Application	Species Reactivity	Citations	SDS
SAB4700393	BU15, monoclonal	FACS	monkey, canine, human	4	



Monoclonal Anti-CD49d antibody produced in mouse

[All Photos](#) (1)

Product No.	Clonality	Application	Species Reactivity	Citations	SDS
SAB4700808	9F10, monoclonal	FACS	cat, dog, sheep, human, horse, bovine, nonhuman primates		



Monoclonal Anti-CD158d antibody produced in mouse

Synonym(s): Anti-KIR2DL4

[All Photos](#) (1)

Product No.	Clonality	Application	Species Reactivity	Citations	SDS
SAB4700409	mAb#33, monoclonal	FACS	human	1	



Monoclonal Anti-CD158d-APC antibody produced in mouse

[All Photos](#) (1)

Product No.	Clonality	Application	Species Reactivity	Citations	SDS
SAB4701101	mAb#33, monoclonal	FACS			



Monoclonal Anti-CD158d-PE antibody produced in mouse

Synonym(s): Anti-KIR2DL4

[All Photos](#) (1)


Product No.	Clonality	Application	Species Reactivity	Citations	SDS
SAB4700410	mAb#33, monoclonal	FACS	human	1	



Monoclonal Anti-CD300e antibody produced in mouse

[All Photos](#) (1)

Product No.	Clonality	Application	Species Reactivity	Citations	SDS
SAB4700890	UP-H2, monoclonal	FACS	human		



Monoclonal Anti-CD300e-APC antibody produced in mouse

[All Photos](#) (1)

Product No.	Clonality	Application	Species Reactivity	Citations	SDS
SAB4701129	UP-H2, monoclonal	FACS			




Monoclonal Anti-Cd3e-FITC antibody produced in hamster

Synonym(s): Anti-CD3

[All Photos](#) (1)

Product No.	Clonality	Application	Species Reactivity	Citations	SDS
SAB4700555	145-2C11, monoclonal	FACS	mouse	2	



Monoclonal Anti-CD158f antibody produced in mouse

[All Photos](#) (1)

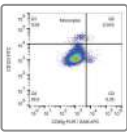
Product No.	Clonality	Application	Species Reactivity	Citations	SDS
SAB4700915	UP-R1, monoclonal	FACS	human		



Monoclonal Anti-CD158f-APC antibody produced in mouse

[All Photos](#) (1)

Product No.	Clonality	Application	Species Reactivity	Citations	SDS
SAB4701137	UP-R1, monoclonal	FACS			



Monoclonal Anti-CD85g antibody produced in mouse

[All Photos](#) (1)

Product No.	Clonality	Application	Species Reactivity	Citations	SDS
SAB4700806	17G10.2, monoclonal	FACS	human		



Monoclonal Anti-CDH1 antibody produced in mouse

Synonym(s): Anti-CD324, Anti-E-CADHERIN

[All Photos](#) (1)

Product No.	Clonality	Application	Species Reactivity	Citations	SDS
SAB4700237	67A4, monoclonal	FACS	human	5	

[All Photos](#) (1) **Monoclonal Anti-CD85j antibody produced in mouse**

Product No.	Clonality	Application	Species Reactivity	Citations	SDS
SAB4700897	GHI/75, monoclonal	FACS	human		



Monoclonal Anti-CD62L antibody produced in mouse

Synonym(s): Anti-SELL, Anti-L-selectin

[All Photos](#) (1)

Product No.	Clonality	Application	Species Reactivity	Citations	SDS
SAB4700619	IVA94, monoclonal	FACS	bovine	4	
SAB4700489	LT-TD180, monoclonal	FACS	human	5	



Monoclonal Anti-CD62L antibody produced in rat

Synonym(s): Anti-L-selectin, Anti-Sell

[All Photos](#) (1)

Product No.	Clonality	Application	Species Reactivity	Citations	SDS
SAB4700590	MEL-14, monoclonal	FACS	mouse	5	



Monoclonal Anti-CD62L-APC antibody produced in mouse

Synonym(s): Anti-L-selectin, Anti-SELL

All Photos (1)

Product No.	Clonality	Application	Species Reactivity	Citations	SDS
SAB4700490	LT-TD180, monoclonal	FACS	human	1	



Monoclonal Anti-CD62L-FITC antibody produced in mouse

Synonym(s): Anti-L-selectin, Anti-SELL

All Photos (1)

Product No.	Clonality	Application	Species Reactivity	Citations	SDS
SAB4700494	DREG56, monoclonal	FACS	human	1	



Monoclonal Anti-CD62L-FITC antibody produced in rat

Synonym(s): Anti-L-selectin, Anti-Sell

All Photos (1)

Product No.	Clonality	Application	Species Reactivity	Citations	SDS
SAB4700592	MEL-14, monoclonal	FACS	mouse	1	



Monoclonal Anti-CD62L, low endotoxin antibody produced in rat

Synonym(s): Anti-L-selectin, Anti-Sell

All Photos (1)

Product No.	Clonality	Application	Species Reactivity	Citations	SDS
SAB4700591	MEL-14, monoclonal	FACS	mouse	1	



Monoclonal Anti-CD62P antibody produced in mouse

All Photos (1)

Product No.	Clonality	Application	Species Reactivity	Citations	SDS
SAB4701010	HI62P, monoclonal	FACS		1	



Monoclonal Anti-CD62P-FITC antibody produced in mouse

Synonym(s): Anti-P-selectin



[Photos](#) (1)

Product No.	Clonality	Application	Species Reactivity	Citations	SDS
SAB4700702	AK4, monoclonal	FACS, FUNC, ICC, IP	nonhuman primates, human	1	



Monoclonal Anti-CD62P-PE antibody produced in mouse

Synonym(s): Anti-P-selectin

[All Photos](#) (1)

Product No.	Clonality	Application	Species Reactivity	Citations	SDS
SAB4700681	AK4, monoclonal	FACS, FUNC, ICC, IP	nonhuman primates, human		



Monoclonal Anti-CD62PBiotin antibody produced in mouse

[All Photos](#) (1)

Product No.	Clonality	Application	Species Reactivity	Citations	SDS
SAB4700941	AK4, monoclonal	FACS	nonhuman primates, human		



Monoclonal Anti-CD45R antibody produced in rat

[All Photos](#) (1)

Product No.	Clonality	Application	Species Reactivity	Citations	SDS
SAB4700884	RA3-6B2, monoclonal	FACS	cat, human, mouse	15	



Monoclonal Anti-CD45R-APC antibody produced in rat

[All Photos](#) (1)

Product No.	Clonality	Application	Species Reactivity	Citations	SDS
SAB4701127	RA3-6B2, monoclonal	FACS			




Monoclonal Anti-CD45R0 antibody produced in mouse



[Photos](#) (1)

Product No.	Clonality	Application	Species Reactivity	Citations	SDS
SAB4700837	UCHL1, monoclonal	FACS	human		



Monoclonal Anti-CD45R0-APC antibody produced in mouse

[All Photos](#) (1)

Product No.	Clonality	Application	Species Reactivity	Citations	SDS
SAB4701088	UCHL1, monoclonal	FACS			



Monoclonal Anti-CD45RA-APC antibody produced in mouse

Synonym(s): Anti-PTPRC

[All Photos](#) (1)

Product No.	Clonality	Application	Species Reactivity	Citations	SDS
SAB4700475	MEM-56, monoclonal	FACS	human		



Monoclonal Anti-CD45RA-Biotin antibody produced in mouse

Synonym(s): Anti-PTPRC

[All Photos](#) (1)

Product No.	Clonality	Application	Species Reactivity	Citations	SDS
SAB4700478	MEM-56, monoclonal	FACS	human		



Monoclonal Anti-CD45RA-FITC antibody produced in mouse

Synonym(s): Anti-PTPRC

[All Photos](#) (1)

Product No.	Clonality	Application	Species Reactivity	Citations	SDS
SAB4700481	MEM-56, monoclonal	FACS	human		



Monoclonal Anti-CD45RA-PE antibody produced in mouse

Synonym(s): Anti-PTPRC

[All Photos](#) (1)

Product No.	Clonality	Application	Species Reactivity	Citations	SDS
SAB4700484	MEM-56, monoclonal	FACS	human		



Monoclonal Anti-CD45RB antibody produced in mouse

Synonym(s): Anti-PTPRC

[All Photos](#) (1)

Product No.	Clonality	Application	Species Reactivity	Citations	SDS
SAB4700468	MEM-143, monoclonal	FACS	human		
SAB4700473	MEM-55, monoclonal	FACS	human, nonhuman primates		



Monoclonal Anti-CD45RB-APC antibody produced in mouse

Synonym(s): Anti-PTPRC

[All Photos](#) (1)

Product No.	Clonality	Application	Species Reactivity	Citations	SDS
SAB4700476	MEM-55, monoclonal	FACS	human, nonhuman primates		



Monoclonal Anti-CD45RB-FITC antibody produced in mouse

Synonym(s): Anti-PTPRC

[All Photos](#) (1)

Product No.	Clonality	Application	Species Reactivity	Citations	SDS
SAB4700482	MEM-55, monoclonal	FACS	nonhuman primates, human		



Monoclonal Anti-CD45RB-PE antibody produced in mouse

Synonym(s): Anti-PTPRC

All Photos (1)

Product No.	Clonality	Application	Species Reactivity	Citations	SDS
SAB4700485	MEM-55, monoclonal	FACS	human, nonhuman primates		



Monoclonal Anti-CENPF antibody produced in mouse

Synonym(s): CENF, PRO1779, hcp-1

All Photos (3)

Product No.	Clonality	Application	Species Reactivity	Citations	SDS
SAB2702140	14C10 1D8 monoclonal	FACS, ICC, IF, IHC, IP, WB	human		



Monoclonal Anti-CHD3 antibody produced in mouse

Synonym(s): CHD3, Mi-2a, Mi2-ALPHA, ZFH

All Photos (1)

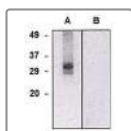
Product No.	Clonality	Application	Species Reactivity	Citations	SDS
SAB5300324	2G4, monoclonal	ELISA (d), FACS, IF, IHC, WB	human, mouse	1	



Monoclonal Anti-CHD1 antibody produced in rat

All Photos (2)

Product No.	Clonality	Application	Species Reactivity	Citations	SDS
SAB4200654	2F11H5, monoclonal	FACS, IF	human	3	



Monoclonal Anti-CLIC5 antibody produced in mouse

All Photos (1)

Product No.	Clonality	Application	Species Reactivity	Citations	SDS
SAB4701045	CLIC5-02, monoclonal	FACS			



Monoclonal Anti-C10orf54 antibody produced in mouse



[All Photos](#) (1)

Product No.	Clonality	Application	Species Reactivity	Citations	SDS
SAB4200644	ORF.4, monoclonal	FACS, IHC	human	3	



Monoclonal Anti-COX4I1 antibody produced in mouse

Synonym(s): COX4, COX4-1, COX4I1, COXIV, MGC72016

[All Photos](#) (1)

Product No.	Clonality	Application	Species Reactivity	Citations	SDS
SAB5300321	6B3, monoclonal	ELISA (d), FACS, IF, WB	human, mouse, monkey, rat	5	



Monoclonal Anti-CREB antibody produced in rabbit

[All Photos](#) (1)

Product No.	Clonality	Application	Species Reactivity	Citations	SDS
C8977	48H2, monoclonal	ChIP, FACS, ICC, IF, IHC (f), IHC (p), IP, WB	rat, human, monkey, mouse	18	

**All
Photos** (1)

Monoclonal Anti-CXCR2 (IL-8 RB) antibody produced in mouse

Product No.	Clonality	Application	Species Reactivity	Citations	SDS
C6348	48311.211, monoclonal	FACS, Neutral	human	3	



Monoclonal Anti-CXCR3 antibody produced in mouse

All Photos (1)

Product No.	Clonality	Application	Species Reactivity	Citations	SDS
C6473	49801.111, monoclonal	FACS	human	3	



Monoclonal Anti-CXCR-1 (IL-8 RA) antibody produced in mouse

**All
Photos** (1)

Product No.	Clonality	Application	Species Reactivity	Citations	SDS
C6223	42705.111, monoclonal	FACS, IHC (f), Neutral	human	1	



Monoclonal Anti-CYBA antibody produced in mouse



[All Photos](#) (4)

Product No.	Clonality	Application	Species Reactivity	Citations	SDS
SAB4200631	CB-64, monoclonal	FACS, IF	bovine, mouse, rat, monkey, human, canine	4	



Monoclonal Anti-Cyclin D1 antibody produced in mouse

[All Photos](#) (1)

Product No.	Clonality	Application	Species Reactivity	Citations	SDS
SAB4700958	DCS-6, monoclonal	FACS	rat, nonhuman primates, human, mouse		



Monoclonal Anti-CYP3A4 antibody produced in mouse

Synonym(s): CP33, CP34, CYP3A, HLP, NF-25

[All Photos](#) (3)

Product No.	Clonality	Application	Species Reactivity	Citations	SDS
SAB5300118	3H8, monoclonal	ELISA (d), FACS, IF, IHC, WB	human	1	



Monoclonal Anti-Cytokeratin (Pan-reactive) antibody produced in mouse

[All Photos](#) (1)

Product No.	Clonality	Application	Species Reactivity	Citations	SDS
SAB4700666	C-11, monoclonal	FACS	mammals	5	

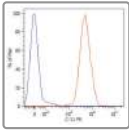


Monoclonal Anti-Cytokeratin (Pan-reactive)-APC antibody produced in mouse

[All Photos](#) (1)

Product No.	Clonality	Application	Species Reactivity	Citations	SDS
SAB4700667	C-11, monoclonal	FACS	mammals	1	


Product No.	Clonality	Application	Species Reactivity	Citations	SDS
-------------	-----------	-------------	--------------------	-----------	-----



Monoclonal Anti-Cytokeratin (Pan-reactive)-PE antibody produced in mouse

All Photos (1)

Product No.	Clonality	Application	Species Reactivity	Citations	SDS
SAB4700668	C-11, monoclonal	FACS	mammals	1	



Monoclonal Anti-Cytokeratin 19 antibody produced in mouse

All Photos (1)

Product No.	Clonality	Application	Species Reactivity	Citations	SDS
SAB4700775	A53-B/A2, monoclonal	ELISA (i), FACS, ICC, IHC, IP	human	1	



Monoclonal Anti-Cytokeratin 5 antibody produced in mouse

Synonym(s): DDD, EBS2, K5, KRT5, KRT5A

All Photos (1)

Product No.	Clonality	Application	Species Reactivity	Citations	SDS
SAB5300267	2C2, monoclonal	ELISA (d), FACS, IF, IHC, WB	human, mouse, monkey	1	



Monoclonal Anti-DC-SIGN1 antibody produced in mouse

Synonym(s): Anti-CD209, Anti-Dendritic Cell-Specific ICAM-3 Grabbing Non-Integrin

All Photos (1)

Product No.	Clonality	Application	Species Reactivity	Citations	SDS
D2191	120507, monoclonal	FACS, ICC, IHC, WB	human	6	




Monoclonal Anti-DDIT4L antibody produced in mouse



[All Photos](#) (1)

Product No.	Clonality	Application	Species Reactivity	Citations	SDS
SAB4700888	DDIT-03, monoclonal	FACS	human		

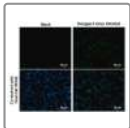


Monoclonal Anti-DDX4 antibody produced in mouse

Synonym(s): DDX4, MGC111074, VASA

[All Photos](#) (1)


Product No.	Clonality	Application	Species Reactivity	Citations	SDS
SAB5300115	2F9H5, monoclonal	ELISA (d), FACS, IF, IHC, WB	human		



Monoclonal Anti-Dengue virus Envelope protein antibody produced in mouse

[All Photos](#) (3)

Product No.	Clonality	Application	Species Reactivity	Citations	SDS
SAB2702233	GT643, monoclonal	FACS, IF, WB	Dengue virus	4	

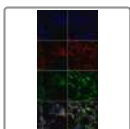


Monoclonal Anti-Digoxin antibody produced in mouse

Synonym(s): Monoclonal Anti-Digoxin

[All Photos](#) (1)

Product No.	Clonality	Application	Species Reactivity	Citations	SDS
D8156	DI-22, monoclonal	DB, ELISA (i), FACS		30	



Monoclonal Anti-Dityrosine antibody produced in mouse

[All Photos](#) (4)

Product No.	Clonality	Application	Species Reactivity	Citations	SDS
SAB5202652	10A6, monoclonal	FACS, IF, WB	human		



Monoclonal Anti-Dityrosine-Allophycocyanin antibody produced in mouse

[All](#)

[Photos](#) (4)

Product No.	Clonality	Application	Species Reactivity	Citations	SDS
SAB5202662	10A6, monoclonal	FACS, IF, WB	human		




Monoclonal Anti-Dityrosine-Atto 390 antibody produced in mouse

[All](#)

[Photos](#) (4)

Product No.	Clonality	Application	Species Reactivity	Citations	SDS
SAB5202653	10A6, monoclonal	FACS, IF, WB	human		

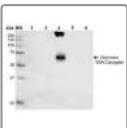


Monoclonal Anti-Dityrosine-Atto 488 antibody produced in mouse

[All](#)

[Photos](#) (4)

Product No.	Clonality	Application	Species Reactivity	Citations	SDS
SAB5202654	10A6, monoclonal	FACS, IF, WB	human		

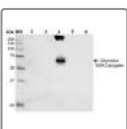


Monoclonal Anti-Dityrosine-Atto 594 antibody produced in mouse

[All](#)

[Photos](#) (4)


Product No.	Clonality	Application	Species Reactivity	Citations	SDS
SAB5202656	10A6, monoclonal	FACS, IF, WB	human		



Monoclonal Anti-Dityrosine-Biotin antibody produced in mouse

All
Photos (4)

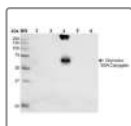
Product No.	Clonality	Application	Species Reactivity	Citations	SDS
SAB5202663	10A6, monoclonal	FACS, IF, WB	human		



Monoclonal Anti-Dityrosine-FITC antibody produced in mouse

All
Photos (4)


Product No.	Clonality	Application	Species Reactivity	Citations	SDS
SAB5202664	10A6, monoclonal	FACS, IF, WB	human		



Monoclonal Anti-Dityrosine-Horseradish Peroxidase antibody produced in mouse

All
Photos (4)

Product No.	Clonality	Application	Species Reactivity	Citations	SDS
SAB5202665	10A6, monoclonal	FACS, IF, WB	human		



Monoclonal Anti-Dityrosine-PerCP antibody produced in mouse

All
Photos (4)

Product No.	Clonality	Application	Species Reactivity	Citations	SDS
SAB5202667	10A6, monoclonal	FACS, IF, WB	human		



Monoclonal Anti-Dityrosine-R-Phycoerythrin antibody produced in mouse

All
Photos (4)

Product No.	Clonality	Application	Species Reactivity	Citations	SDS
SAB5202668	10A6, monoclonal	FACS, IF, WB	human		



Monoclonal Anti-DLL4 antibody produced in mouse

[All Photos](#) (1)

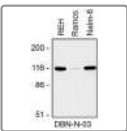
Product No.	Clonality	Application	Species Reactivity	Citations	SDS
SAB4700885	MHD4-46, monoclonal	FACS	human		



Monoclonal Anti-DR3 antibody produced in mouse

[All Photos](#) (1)

Product No.	Clonality	Application	Species Reactivity	Citations	SDS
SAB4700907	JD3, monoclonal	FACS	human		



Monoclonal Anti-Drebrin antibody produced in mouse

[All Photos](#) (1)

Product No.	Clonality	Application	Species Reactivity	Citations	SDS
SAB4701043	DBN-N-03, monoclonal	FACS			



Monoclonal Anti-EGFR (phospho Y1068) antibody produced in rabbit

[All Photos](#) (1)

Product No.	Clonality	Application	Species Reactivity	Citations	SDS
SAB1413125	HOF-5, monoclonal	FACS, IF, IP, WB	human		

All Photos (1) **Monoclonal Anti-EGFR antibody produced in mouse**

Product No.	Clonality	Application	Species Reactivity	Citations	SDS
SAB4700866	EGFR1, monoclonal	FACS	human, horse		

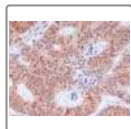


Monoclonal Anti-EIF4E antibody produced in mouse

Synonym(s): CBP, EIF4E1, EIF4EL1, EIF4F, MGC111573

All Photos (1)

Product No.	Clonality	Application	Species Reactivity	Citations	SDS
SAB5300107	5D11, monoclonal	ELISA (d), FACS, IF, IHC, WB	human	1	



Monoclonal Anti-EIF2S1 (phospho S51) antibody produced in rabbit

[All Photos](#) (2)

Product No.	Clonality	Application	Species Reactivity	Citations	SDS
SAB1413129	IO-5, monoclonal	FACS, IF, IHC, WB	human		



Monoclonal Anti-EPS8 antibody produced in mouse

[All Photos](#) (4)

Product No.	Clonality	Application	Species Reactivity	Citations	SDS
SAB4200658	EPS8-2	FACS, IF, IP	human	4	



Monoclonal Anti-ESR2 antibody produced in mouse

Synonym(s): ESRB, ESTRB, Erb, NR3A2

[All Photos](#) (2)

Product No.	Clonality	Application	Species Reactivity	Citations	SDS
SAB2702145	14C8 monoclonal	ChIP, DB, FACS, ICC, IF, IHC (p), WB	mouse, human, monkey	1	



Monoclonal Anti-EXOC6 antibody produced in mouse

Synonym(s): Anti-EXOC6A, Anti-RP11-348J12.4, Anti-SEC15-like 1, Anti-SEC15-like protein 1, Anti-SEC15-like protein 3, Anti-SEC15, Anti-SEC15L1, Anti-SEC15L3, Anti-SEC15L, Anti-Sec15p, Anti-exocyst complex component Sec15A

[All Photos](#) (4)

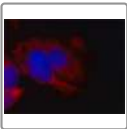
Product No.	Clonality	Application	Species Reactivity	Citations	SDS
SAB4200612	15S2G6, monoclonal	FACS, IF	canine, rat, monkey, bovine, human	2	



Monoclonal Anti-Fibroblast Surface Protein antibody produced in mouse

[All Photos](#) (1)

Product No.	Clonality	Application	Species Reactivity	Citations	SDS
F4771	1B10, monoclonal	FACS, IHC (f), complement-mediated cytotoxicity assay	human	25	



Monoclonal Anti-FMR1 antibody produced in mouse

[All Photos](#) (4)

Product No.	Clonality	Application	Species Reactivity	Citations	SDS
SAB4200597	FMR2.5, monoclonal	FACS, ICC, IF	rat, human, mouse, hamster	4	



Monoclonal Anti-FOLH1 antibody produced in mouse

Synonym(s): Anti-GCPII, Anti-PSMA

[All Photos](#) (1)

Product No.	Clonality	Application	Species Reactivity	Citations	SDS
SAB4700282	GCP-05, monoclonal	FACS	human	1	




Monoclonal Anti-FOLH1-PE antibody produced in mouse

Synonym(s): Anti-GCPII, Anti-PSMA

[All Photos](#) (1)


Product No.	Clonality	Application	Species Reactivity	Citations	SDS
SAB4700283	GCP-05, monoclonal	FACS	human	1	



Monoclonal Anti-FoxP3-APC antibody produced in mouse

[All Photos](#) (1)

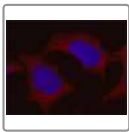
Product No.	Clonality	Application	Species Reactivity	Citations	SDS
SAB4701099	3G3, monoclonal	FACS			



Monoclonal Anti-FOXP3-PE antibody produced in mouse

[All Photos](#) (1)

Product No.	Clonality	Application	Species Reactivity	Citations	SDS
SAB4700611	3G3, monoclonal	FACS	mouse, human	2	



Monoclonal Anti-FTH1 antibody produced in mouse

Synonym(s): Monoclonal Anti-FHC, Monoclonal Anti-FTH, Monoclonal Anti-FTH1, Monoclonal Anti-FTHL6, Monoclonal Anti-OK/SW-cl.84, Monoclonal Anti-PIG15, Monoclonal Anti-PLIF, Monoclonal Anti-cell proliferation-inducing gene 15 protein, Monoclonal Anti-ferritin H subunit, Monoclonal Anti-ferritin heavy chain, Monoclonal Anti-ferritin, heavy polypeptide 1, Monoclonal Anti-placenta immunoregulatory factor, Monoclonal Anti-proliferation-inducing protein 15

[All Photos](#) (3)

Product No.	Clonality	Application	Species Reactivity	Citations	SDS
SAB4200598	FTH24, monoclonal	FACS, IF	human	7	



Monoclonal Anti-GAB1 antibody produced in mouse

Synonym(s): N/A

[All Photos](#) (2)

Product No.	Clonality	Application	Species Reactivity	Citations	SDS
SAB5300293	1A7, monoclonal	ELISA (d), FACS, IHC, WB	human	2	




Monoclonal Anti-GFP antibody produced in mouse

Synonym(s): N/A

[All Photos](#) (1)

Product No.	Clonality	Application	Species Reactivity	Citations	SDS
SAB5300167	4B10B2, monoclonal	ELISA (d), FACS, IHC, WB		16	



Monoclonal Anti-G6PD antibody produced in mouse

Synonym(s): G6PD1

[All Photos](#) (3)

Product No.	Clonality	Application	Species Reactivity	Citations	SDS
SAB5300459	5E12, monoclonal	ELISA (d), FACS, IHC, WB	human	1	
SAB5300460	2H7, monoclonal	ELISA (d), FACS, IHC, WB	human	1	



Monoclonal Anti-GRAMD4 antibody produced in mouse

[All Photos](#) (4)

Product No.	Clonality	Application	Species Reactivity	Citations	SDS
SAB4200634	GR4-1, monoclonal	FACS, ICC, IF	human, monkey	3	



Monoclonal Anti-GRAP2/GADS antibody produced in mouse

Synonym(s): Anti-GADS

[All Photos](#) (1)

Product No.	Clonality	Application	Species Reactivity	Citations	SDS
SAB4700746	UW40, monoclonal	FACS, IP	human		




Monoclonal Anti-GSK3B antibody produced in mouse

Synonym(s): GSK-3 β , GSK3-beta

[All Photos](#) (1)

Product No.	Clonality	Application	Species Reactivity	Citations	SDS
SAB5300175	3D10, monoclonal	ELISA (d), FACS, IF, IHC, WB	human, mouse, monkey, rat	1	



Monoclonal Anti-GYS1 antibody produced in mouse

Synonym(s): GSY, GYS, GYS1

[All Photos](#) (1)

Product No.	Clonality	Application	Species Reactivity	Citations	SDS
SAB5300091	3A7, monoclonal	ELISA (d), FACS, WB	human		




Monoclonal Anti-GZMB antibody produced in mouse

Synonym(s): Anti-Granzyme B

[All Photos](#) (1)

Product No.	Clonality	Application	Species Reactivity	Citations	SDS
SAB4700295	CLB-GB11, monoclonal	FACS	human, nonhuman primates	1	




Monoclonal Anti-HAS3 antibody produced in mouse

Synonym(s): N/A

[All Photos](#) (1)

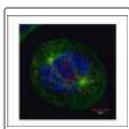
Product No.	Clonality	Application	Species Reactivity	Citations	SDS
SAB5300088	3C9, monoclonal	ELISA (d), FACS, IHC, WB	human	1	



Monoclonal Anti-HCLS1 (phospho Y397) antibody produced in rabbit

[All Photos](#) (2)

Product No.	Clonality	Application	Species Reactivity	Citations	SDS
SAB1413082	F12, monoclonal	FACS, WB	human		



Monoclonal Anti-HEC1 antibody produced in mouse

[All Photos](#) (5)

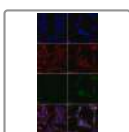
Product No.	Clonality	Application	Species Reactivity	Citations	SDS
SAB2702380	9G3.23, monoclonal	FACS, ICC, IF, IHC, IP, PLA, WB	hamster, kangaroo rat, human	1	



Monoclonal Anti-Helios antibody produced in hamster

[All Photos](#) (1)


Product No.	Clonality	Application	Species Reactivity	Citations	SDS
SAB4701057	22F6, monoclonal	FACS			



Monoclonal Anti-Hexanoyl-Lysine adduct antibody produced in mouse

[All Photos](#) (6)


Product No.	Clonality	Application	Species Reactivity	Citations	SDS
SAB5202436	5E8, monoclonal	FACS, IF, WB	human		
SAB5202418	5D9, monoclonal	FACS, IF, WB	human		



Monoclonal Anti-Hexanoyl-Lysine adduct-Allophycocyanin antibody produced in mouse

[All Photos](#) (8)


Product No.	Clonality	Application	Species Reactivity	Citations	SDS
SAB5202446	5E8, monoclonal	FACS, IF, WB	human		
SAB5202428	5D9, monoclonal	FACS, IF, WB	human		



Monoclonal Anti-Hexanoyl-Lysine adduct-Atto 390 antibody produced in mouse

[All Photos](#) (7)


Product No.	Clonality	Application	Species Reactivity	Citations	SDS
SAB5202437	5E8, monoclonal	FACS, IF, WB	human		
SAB5202419	5D9, monoclonal	FACS, IF, WB	human		



Monoclonal Anti-Hexanoyl-Lysine adduct-Atto 488 antibody produced in mouse

All
Photos (8)

Product No.	Clonality	Application	Species Reactivity	Citations	SDS
SAB5202438	5E8, monoclonal	FACS, IF, WB	human		
SAB5202420	5D9, monoclonal	FACS, IF, WB	human		




Monoclonal Anti-Hexanoyl-Lysine adduct-Atto 594 antibody produced in mouse

All
Photos (8)

Product No.	Clonality	Application	Species Reactivity	Citations	SDS
SAB5202440	5E8, monoclonal	FACS, IF, WB	human		
SAB5202422	5D9, monoclonal	FACS, IF, WB	human		

All **Monoclonal Anti-Hexanoyl-Lysine adduct-Biotin antibody**
Photos (8) produced in mouse


Product No.	Clonality	Application	Species Reactivity	Citations	SDS
SAB5202429	5D9, monoclonal	FACS, IF, WB	human		
SAB5202447	5E8, monoclonal	FACS, IF, WB	human		



Monoclonal Anti-Hexanoyl-Lysine adduct-FITC antibody
produced in mouse

All
Photos (8)


Product No.	Clonality	Application	Species Reactivity	Citations	SDS
SAB5202448	5E8, monoclonal	FACS, IF, WB	human		
SAB5202430	5D9, monoclonal	FACS, IF, WB	human		



Monoclonal Anti-Hexanoyl-Lysine adduct-Horseradish Peroxidase antibody produced in mouse

All
Photos (8)


Product No.	Clonality	Application	Species Reactivity	Citations	SDS
SAB5202449	5E8, monoclonal	FACS, IF, WB	human		
SAB5202431	5D9, monoclonal	FACS, IF, WB	human		



Monoclonal Anti-Hexanoyl-Lysine adduct-PerCP antibody produced in mouse

All
Photos (8)

Product No.	Clonality	Application	Species Reactivity	Citations	SDS
SAB5202451	5E8, monoclonal	FACS, IF, WB	human		
SAB5202433	5D9, monoclonal	FACS, IF, WB	human		

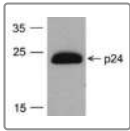


Monoclonal Anti-Hexanoyl-Lysine adduct-R-Phycoerythrin antibody produced in mouse

All
Photos (8)

Product No.	Clonality	Application	Species Reactivity	Citations	SDS
SAB5202434	5D9, monoclonal	FACS, IF, WB	human		
SAB5202452	5E8, monoclonal	FACS, IF, WB	human		


Product No.	Clonality	Application	Species Reactivity	Citations	SDS
-------------	-----------	-------------	--------------------	-----------	-----



Monoclonal Anti-HIV-1 p24 [7F4] (HRP) antibody produced in mouse

All Photos (1)

Product No.	Clonality	Application	Species Reactivity	Citations	SDS
SAB3501174	monoclonal	ELISA, FACS, IP, WB	human immunodeficiency virus 1		



Monoclonal Anti-HLA Class I antibody produced in mouse

All Photos (1)

Product No.	Clonality	Application	Species Reactivity	Citations	SDS
SAB4700632	MEM-81, monoclonal	FACS	human	5	
SAB4700633	MEM-123, monoclonal	FACS	human		
SAB4700635	MEM-147, monoclonal	FACS	human	1	



Monoclonal Anti-HLA Class I Antigen antibody produced in mouse

Synonym(s): Monoclonal Anti-HLA Class I Antigen

All Photos (4)

Product No.	Clonality	Application	Species Reactivity	Citations	SDS
H1650	W6/32, monoclonal	FACS, IF, IP	monkey, human	43	



Monoclonal Anti-HLA Class I-Biotin antibody produced in mouse

All Photos (1)

Product No.	Clonality	Application	Species Reactivity	Citations	SDS
SAB4700638	W6/32, monoclonal	FACS	human	1	



Monoclonal Anti-HLA Class I-FITC antibody produced in mouse

All Photos (1)

Product No.	Clonality	Application	Species Reactivity	Citations	SDS
SAB4700639	W6/32, monoclonal	FACS	human	1	



Monoclonal Anti-HLA Class I-PE antibody produced in mouse

All Photos (1)

Product No.	Clonality	Application	Species Reactivity	Citations	SDS
SAB4700634	MEM-123, monoclonal	FACS	human		
SAB4700640	W6/32, monoclonal	FACS	bovine, human, nonhuman primates, feline	1	
SAB4700636	MEM-147, monoclonal	FACS	human	1	



Monoclonal Anti-HLA Class I, low endotoxin antibody produced in mouse

All Photos (1)

Product No.	Clonality	Application	Species Reactivity	Citations	SDS
SAB4700637	W6/32, monoclonal	FACS	human	7	



Monoclonal Anti-HLA-A2 azide free antibody produced in mouse

All Photos (1)

Product No.	Clonality	Application	Species Reactivity	Citations	SDS
SAB4700298	BB7.2, monoclonal	FACS, IP	human	3	



Monoclonal Anti-HLA-DQ1-DQ3 antibody produced in mouse

All Photos (1)


Product No.	Clonality	Application	Species Reactivity	Citations	SDS
SAB4700650	HL-37, monoclonal	FACS	human		



Monoclonal Anti-HLA-DR antibody produced in mouse

All Photos (1)

Product No.	Clonality	Application	Species Reactivity	Citations	SDS
SAB4700648	HL-39, monoclonal	FACS	human	1	
SAB4700731	L243, monoclonal	FACS, FUNC, ICC, IHC, IP	nonhuman primates, human, dog	6	
SAB4700653	MEM-12, monoclonal	FACS	human		



Monoclonal Anti-HLA-DR-DP antibody produced in mouse

All Photos (1)

Product No.	Clonality	Application	Species Reactivity	Citations	SDS
SAB4700651	HL-38, monoclonal	FACS	human		
SAB4700652	MEM-136, monoclonal	FACS	human	1	



Monoclonal Anti-HLA-DR-DP-APC antibody produced in mouse

All Photos (1)

Product No.	Clonality	Application	Species Reactivity	Citations	SDS
SAB4700654	MEM-136, monoclonal	FACS	human	1	



Monoclonal Anti-HLA-DR-DP-FITC antibody produced in mouse

All Photos (1)


Product No.	Clonality	Application	Species Reactivity	Citations	SDS
SAB4700658	MEM-136, monoclonal	FACS	human	1	



Monoclonal Anti-HLA-DR-DP-PE antibody produced in mouse

All Photos (1)

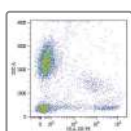
Product No.	Clonality	Application	Species Reactivity	Citations	SDS
SAB4700660	HL-38, monoclonal	FACS	human		
SAB4700661	MEM-136, monoclonal	FACS	human	1	



Monoclonal Anti-HLA-DR-FITC antibody produced in mouse

All Photos (1)


Product No.	Clonality	Application	Species Reactivity	Citations	SDS
SAB4700659	MEM-12, monoclonal	FACS	human		



Monoclonal Anti-HLA-DR-PE antibody produced in mouse

All Photos (1)

Product No.	Clonality	Application	Species Reactivity	Citations	SDS
SAB4700662	MEM-12, monoclonal	FACS	human	4	



Monoclonal Anti-HLA-DR1 antibody produced in rat

Synonym(s): Anti-HLA-DR1 (empty)

[All Photos](#) (1)

Product No.	Clonality	Application	Species Reactivity	Citations	SDS
SAB4700664	MEM-267, monoclonal	WB	human		



Monoclonal Anti-HLA-E antibody produced in mouse

[All Photos](#) (1)

Product No.	Clonality	Application	Species Reactivity	Citations	SDS
SAB4700300	MEM-E/08, monoclonal	FACS	human	16	
SAB4700301	MEM-E/06, monoclonal	FACS	nonhuman primates, human	16	



Monoclonal Anti-HLA-E-Biotin antibody produced in mouse

[All Photos](#) (1)

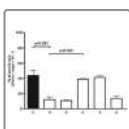
Product No.	Clonality	Application	Species Reactivity	Citations	SDS
SAB4700303	MEM-E/07, monoclonal	FACS	human	1	



Monoclonal Anti-HLA-G , (C-terminal) antibody produced in mouse

[All Photos](#) (1)


Product No.	Clonality	Application	Species Reactivity	Citations	SDS
SAB4700323	5A6G7, monoclonal	FACS	human	4	



Monoclonal Anti-HLA-G antibody produced in mouse

[All Photos](#) (1)

Product No.	Clonality	Application	Species Reactivity	Citations	SDS
SAB4700308	G233, monoclonal	FACS	human	4	
SAB4701004	87G, monoclonal	FACS			
SAB4700310	MEM-G/9, monoclonal	FACS	human	4	
SAB4700320	MEM-G/11, monoclonal	FACS	human	4	



Monoclonal Anti-HLA-G-APC antibody produced in mouse

[All Photos](#) (1)

Product No.	Clonality	Application	Species Reactivity	Citations	SDS
SAB4700312	MEM-G/9, monoclonal	FACS	human	1	



Monoclonal Anti-HLA-G-Biotin , (C-terminal) antibody produced in mouse

[All Photos](#) (1)


Product No.	Clonality	Application	Species Reactivity	Citations	SDS
SAB4700324	5A6G7, monoclonal	FACS	human	1	



Monoclonal Anti-HLA-G-Biotin antibody produced in mouse

[All Photos](#) (1)

Product No.	Clonality	Application	Species Reactivity	Citations	SDS
SAB4700305	87G, monoclonal	FACS	human	1	
SAB4700313	MEM-G/9, monoclonal	FACS	human	4	



Monoclonal Anti-HLA-G-FITC antibody produced in mouse

[All Photos](#) (1)

Product No.	Clonality	Application	Species Reactivity	Citations	SDS
SAB4700316	01G, monoclonal	FACS	human	1	
SAB4700315	MEM-G/9, monoclonal	FACS	human	1	
SAB4700321	MEM-G/11, monoclonal	FACS	human	1	

**All
Photos** (1)

Monoclonal Anti-HLA-G-PE , (C-terminal) antibody produced in mouse

Product No.	Clonality	Application	Species Reactivity	Citations	SDS
SAB4700325	5A6G7, monoclonal	FACS	human	1	



Monoclonal Anti-HLA-G-PE antibody produced in mouse

All Photos (1)

Product No.	Clonality	Application	Species Reactivity	Citations	SDS
SAB4700307	87G, monoclonal	FACS	human	2	
SAB4700317	MEM-G/9, monoclonal	FACS	human	2	




Monoclonal Anti-HLA-G, low endotoxin antibody produced in mouse

**All
Photos** (1)

Product No.	Clonality	Application	Species Reactivity	Citations	SDS
SAB4700304	87G, monoclonal	FACS	human	1	



Monoclonal Anti-HLAABCE antibody produced in mouse



Stem (1)

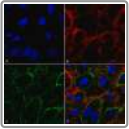
Product No.	Clonality	Application	Species Reactivity	Citations	SDS
SAB4701062	TP25.99SF, monoclonal	FACS			



Monoclonal Anti-HLAB7 antibody produced in mouse

All Photos (1)

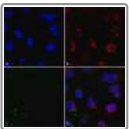
Product No.	Clonality	Application	Species Reactivity	Citations	SDS
SAB4701031	BB7.1, monoclonal	FACS			



Monoclonal Anti-HSP70 antibody produced in mouse

All Photos (4)

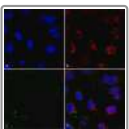
Product No.	Clonality	Application	Species Reactivity	Citations	SDS
SAB5201878	1H11, monoclonal	FACS, IF, WB	human		



Monoclonal Anti-HSP70-Allophycocyanin antibody produced in mouse

All Photos (4)

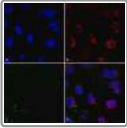
Product No.	Clonality	Application	Species Reactivity	Citations	SDS
SAB5201888	1H11, monoclonal	FACS, IF, WB	human		



Monoclonal Anti-HSP70-Atto 390 antibody produced in mouse

All Photos (4)

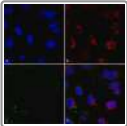
Product No.	Clonality	Application	Species Reactivity	Citations	SDS
SAB5201879	1H11, monoclonal	FACS, IF, WB	human		



Monoclonal Anti-HSP70-Atto 488 antibody produced in mouse

[All Photos](#) (4)

Product No.	Clonality	Application	Species Reactivity	Citations	SDS
SAB5201880	1H11, monoclonal	FACS, IF, WB	human		



Monoclonal Anti-HSP70-Atto 594 antibody produced in mouse

[All Photos](#) (4)

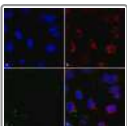
Product No.	Clonality	Application	Species Reactivity	Citations	SDS
SAB5201882	1H11, monoclonal	FACS, IF, WB	human		



Monoclonal Anti-HSP70-Biotin antibody produced in mouse

[All Photos](#) (1)

Product No.	Clonality	Application	Species Reactivity	Citations	SDS
SAB5201889	1H11, monoclonal	FACS, IF, WB	human		



Monoclonal Anti-HSP70-FITC antibody produced in mouse

[All Photos](#) (4)

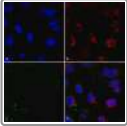
Product No.	Clonality	Application	Species Reactivity	Citations	SDS
SAB5201890	1H11, monoclonal	FACS, IF, WB	human		



Monoclonal Anti-HSP70-Horseradish Peroxidase antibody produced in mouse

All
Photos (1)

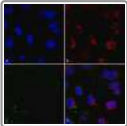
Product No.	Clonality	Application	Species Reactivity	Citations	SDS
SAB5201891	1H11, monoclonal	FACS, IF, WB	human		



Monoclonal Anti-HSP70-PerCP antibody produced in mouse

All
Photos (4)

Product No.	Clonality	Application	Species Reactivity	Citations	SDS
SAB5201893	1H11, monoclonal	FACS, IF, WB	human		



Monoclonal Anti-HSP70-R-Phycoerythrin antibody produced in mouse

All
Photos (4)

Product No.	Clonality	Application	Species Reactivity	Citations	SDS
SAB5201894	1H11, monoclonal	FACS, IF, WB	human		



Monoclonal Anti-HSP90AB1 antibody produced in mouse

Synonym(s): D6S182, FLJ26984, HSP90B, HSPC2, HSPCB

All Photos (1)

Product No.	Clonality	Application	Species Reactivity	Citations	SDS
SAB5300085	5G4, monoclonal	ELISA (d), FACS, IF, IHC, WB	monkey, mouse, rat, human	3	




Monoclonal Anti-I-CAM-1 (CD54) antibody produced in mouse

Synonym(s): Monoclonal Anti-CD54, Anti-I-CAM-1

All
Photos (1)

Product No.	Clonality	Application	Species Reactivity	Citations	SDS
C2969	8.4A6, monoclonal	ELISA (i), FACS, ICC, IHC (f)	human, monkey	1	



Monoclonal Anti-IFN gamma-APC antibody produced in mouse

[All Photos \(1\)](#)

Product No.	Clonality	Application	Species Reactivity	Citations	SDS
SAB4701124	4S.B3, monoclonal	FACS			



Monoclonal Anti-IFNG antibody produced in mouse

Synonym(s): Anti-IFN-γ

[All Photos \(1\)](#)

Product No.	Clonality	Application	Species Reactivity	Citations	SDS
SAB4700340	G-23, monoclonal	FACS	human	1	




Monoclonal Anti-IgE antibody produced in mouse

Synonym(s): Anti-IGHE

[All Photos \(1\)](#)

Product No.	Clonality	Application	Species Reactivity	Citations	SDS
SAB4700351	BE5, monoclonal	FACS	human	6	

SAB4700352	4H10, monoclonal	FACS	human	6	
-------------------	------------------	------	-------	---	--



Monoclonal Anti-IgE-FITC antibody produced in mouse

Synonym(s): Anti-IGHE

[All Photos \(1\)](#)

Product No.	Clonality	Application	Species Reactivity	Citations	SDS
SAB4700353	BE5, monoclonal	FACS	human	3	

SAB4700354	4H10, monoclonal	FACS	human		
-------------------	------------------	------	-------	--	--



Monoclonal Anti-IgE-PE antibody produced in mouse



Synonym(s): Anti-IGHE

[Photos](#) (1)

Product No.	Clonality	Application	Species Reactivity	Citations	SDS
SAB4700355	BE5, monoclonal	FACS	human		



Monoclonal Anti-IgM antibody produced in mouse

[All Photos](#) (1)

Product No.	Clonality	Application	Species Reactivity	Citations	SDS
SAB4700346	CH2, monoclonal	FACS	human	3	



Monoclonal Anti-IgM-FITC antibody produced in mouse

[All Photos](#) (1)

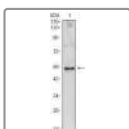
Product No.	Clonality	Application	Species Reactivity	Citations	SDS
SAB4700348	CH2, monoclonal	FACS	human	1	



Monoclonal Anti-Ikaros antibody produced in mouse

[All Photos](#) (1)

Product No.	Clonality	Application	Species Reactivity	Citations	SDS
SAB4700956	4E9, monoclonal	FACS	human, mouse		



Monoclonal Anti-IL34 antibody produced in mouse


Synonym(s): C16orf77, IL-34, IL34, MGC34647

[All Photos](#) (1)

Product No.	Clonality	Application	Species Reactivity	Citations	SDS
SAB5300136	1D12, monoclonal	ELISA (d), FACS, IF, WB	human		



Monoclonal Anti-IL-17A antibody produced in mouse



Synonym(s): Anti-Cytotoxic T-Lymphocyte-associated Antigen 8, Anti-IL-17, Anti-IL-17A, Anti-Interleukin-17, Anti-Interleukin-17A

Product No.	Clonality	Application	Species Reactivity	Citations	SDS
SAB3701439	4H1524.1, monoclonal	FACS, WB	human	13	



Monoclonal Anti-Interferon- γ antibody produced in rat

Synonym(s): Anti-IFN- γ

[All Photos \(1\)](#)

Product No.	Clonality	Application	Species Reactivity	Citations	SDS
I1142	37895, monoclonal	FACS, Neutral, WB	mouse	5	



Monoclonal Anti-Interleukin-18 Receptor antibody produced in mouse

Synonym(s): Anti-IL-18 Receptor

[All Photos \(1\)](#)

Product No.	Clonality	Application	Species Reactivity	Citations	SDS
I4028	70625.111, monoclonal	FACS, ICC, IHC	human	2	



Monoclonal Anti-Interleukin-1 β antibody produced in mouse

Synonym(s): Anti-IL-1 β

[All Photos \(1\)](#)

Product No.	Clonality	Application	Species Reactivity	Citations	SDS
I3642	8516.311, monoclonal	FACS, IHC, Neutral, WB	human	7	

All Photos (1) **Monoclonal Anti-Interleukin-2 antibody produced in mouse**

Synonym(s): Anti-IL2, Anti-Lymphokine, Anti-TCGF

Product No.	Clonality	Application	Species Reactivity	Citations	SDS
I6784	5334, monoclonal	FACS, IHC, Neutral	human	5	



Monoclonal Anti-Interleukin-8 antibody produced in mouse

Synonym(s): Anti-CXCL8, Anti-IL-8

All Photos (1)

Product No.	Clonality	Application	Species Reactivity	Citations	SDS
I2519	6217, monoclonal	ELISA (c), FACS, ICC, Neutral, WB	human	8	



Monoclonal Anti-Intracellular Adhesion Molecule 3 antibody produced in mouse

Synonym(s): Anti-ICAM-3

[All](#)

[Photos](#) (1)

Product No.	Clonality	Application	Species Reactivity	Citations	SDS
I9031	186-2G9, monoclonal	FACS, IF (d), IHC, IP, WB	human	2	




Monoclonal Anti-Kappa light chains antibody produced in mouse

[All](#)

[Photos](#) (1)

Product No.	Clonality	Application	Species Reactivity	Citations	SDS
SAB4700603	A8B5, monoclonal	FACS	human	2	
SAB4700607	MEM-09, monoclonal	FACS	human	2	



Monoclonal Anti-Kappa light chains-FITC antibody produced in mouse

[All](#)

[Photos](#) (1)

Product No.	Clonality	Application	Species Reactivity	Citations	SDS
SAB4700605	A8B5, monoclonal	FACS	human	1	



Monoclonal Anti-Kappa light chains-PE antibody produced in mouse

[All](#)

[Photos](#) (1)

Product No.	Clonality	Application	Species Reactivity	Citations	SDS
SAB4700606	A8B5, monoclonal	FACS	human		



Monoclonal Anti-KLK3 antibody produced in mouse

Synonym(s): APS, KLK2A1, KLK3, PSA, hK3

All Photos (1)

Product No.	Clonality	Application	Species Reactivity	Citations	SDS
SAB5300268	5A11E9, monoclonal	ELISA (d), FACS, IHC, WB	human	3	



Monoclonal Anti-KRT18 antibody produced in mouse

Synonym(s): Anti-Cytokeratin 18

All Photos (1)

Product No.	Clonality	Application	Species Reactivity	Citations	SDS
SAB4700670	DC-10, monoclonal	WB	human	2	




Monoclonal Anti-KRT18-Biotin antibody produced in mouse

Synonym(s): Anti-Cytokeratin 18

All Photos (1)

Product No.	Clonality	Application	Species Reactivity	Citations	SDS
SAB4700671	DC-10, monoclonal	FACS	human	5	
SAB4700412	C-04, monoclonal	FACS	mammals		



Monoclonal Anti-KRT18-FITC antibody produced in mouse

Synonym(s): Anti-Cytokeratin 18

All Photos (1)

Product No.	Clonality	Application	Species Reactivity	Citations	SDS
SAB4700413	C-04, monoclonal	FACS	mammals		
SAB4700672	DC-10, monoclonal	FACS	human	3	




Monoclonal Anti-L-Selectin (CD62L) antibody produced in mouse

Synonym(s): Monoclonal Anti-CD62L, Anti-L-Selectin

All Photos (1)

Product No.	Clonality	Application	Species Reactivity	Citations	SDS
S1300	FMC46, monoclonal	FACS, IHC (f)	human		



Monoclonal Anti-Lactoferrin antibody produced in mouse

[All Photos](#) (1)


Product No.	Clonality	Application	Species Reactivity	Citations	SDS
SAB4700954	LF5-1D2, monoclonal	FACS	human		



Monoclonal Anti-Lambda light chains-FITC antibody produced in mouse

[All Photos](#) (1)

Product No.	Clonality	Application	Species Reactivity	Citations	SDS
SAB4700358	4C2, monoclonal	FACS	human		



Monoclonal Anti-Lambda light chains-PE antibody produced in mouse

[All Photos](#) (1)

Product No.	Clonality	Application	Species Reactivity	Citations	SDS
SAB4700359	4C2, monoclonal	FACS	human		



Monoclonal Anti-LARGE1 antibody produced in mouse

[All Photos](#) (1)

Product No.	Clonality	Application	Species Reactivity	Citations	SDS
SAB4701046	LARGE-02, monoclonal	FACS			

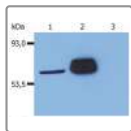


Monoclonal Anti-LAT2 antibody produced in mouse

Synonym(s): Anti-LAB, Anti-NTAL

All Photos (1)

Product No.	Clonality	Application	Species Reactivity	Citations	SDS
SAB4700526	NAP-07, monoclonal	WB	mouse, human	1	



Monoclonal Anti-LCK antibody produced in mouse

All Photos (1)

Product No.	Clonality	Application	Species Reactivity	Citations	SDS
SAB4700819	LCK-01, monoclonal	FACS	human		



Monoclonal Anti-Ly6g low endotoxin antibody produced in rat

All Photos (1)

Product No.	Clonality	Application	Species Reactivity	Citations	SDS
SAB4700621	RB6-8C5, monoclonal	FACS	mouse	1	



Monoclonal Anti-Ly6g-FITC antibody produced in rat

All Photos (1)

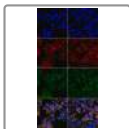
Product No.	Clonality	Application	Species Reactivity	Citations	SDS
SAB4700622	RB6-8C5, monoclonal	FACS	mouse	4	



Monoclonal Anti-Lysozyme antibody produced in mouse

All Photos (1)

Product No.	Clonality	Application	Species Reactivity	Citations	SDS
SAB4701061	LZ598-10G9, monoclonal	FACS			




Monoclonal Anti-Malondialdehyde antibody produced in mouse

[All](#)

[Photos](#) (2)

Product No.	Clonality	Application	Species Reactivity	Citations	SDS
SAB5202526	6H6, monoclonal	FACS, IF, WB	human		




Monoclonal Anti-Malondialdehyde-Allophycocyanin antibody produced in mouse

[All](#)

[Photos](#) (2)

Product No.	Clonality	Application	Species Reactivity	Citations	SDS
SAB5202536	6H6, monoclonal	FACS, IF, WB	human		

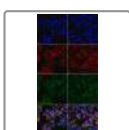


Monoclonal Anti-Malondialdehyde-Atto 390 antibody produced in mouse

[All](#)

[Photos](#) (2)

Product No.	Clonality	Application	Species Reactivity	Citations	SDS
SAB5202527	6H6, monoclonal	FACS, IF, WB	human		




Monoclonal Anti-Malondialdehyde-Atto 488 antibody produced in mouse

[All](#)

[Photos](#) (2)

Product No.	Clonality	Application	Species Reactivity	Citations	SDS
SAB5202528	6H6, monoclonal	FACS, IF, WB	human		




Monoclonal Anti-Malondialdehyde-Atto 594 antibody produced in mouse

[All](#)

[Photos](#) (2)

Product No.	Clonality	Application	Species Reactivity	Citations	SDS
SAB5202530	6H6, monoclonal	FACS, IF, WB	human		




Monoclonal Anti-Malondialdehyde-Biotin antibody produced in mouse

[All](#)

[Photos](#) (2)

Product No.	Clonality	Application	Species Reactivity	Citations	SDS
SAB5202537	6H6, monoclonal	FACS, IF, WB	human		




Monoclonal Anti-Malondialdehyde-FITC antibody produced in mouse

[All](#)

[Photos](#) (2)

Product No.	Clonality	Application	Species Reactivity	Citations	SDS
SAB5202538	6H6, monoclonal	FACS, IF, WB	human		




Monoclonal Anti-Malondialdehyde-Horseradish Peroxidase antibody produced in mouse

[All](#)

[Photos](#) (2)

Product No.	Clonality	Application	Species Reactivity	Citations	SDS
SAB5202539	6H6, monoclonal	FACS, IF, WB	human		




Monoclonal Anti-Malondialdehyde-PerCP antibody produced in mouse

[All](#)

[Photos](#) (2)

Product No.	Clonality	Application	Species Reactivity	Citations	SDS
SAB5202541	6H6, monoclonal	FACS, IF, WB	human		



Monoclonal Anti-Malondialdehyde-R-Phycoerythrin antibody produced in mouse

[All](#)


[Photos](#) (2)

Product No.	Clonality	Application	Species Reactivity	Citations	SDS
SAB5202542	6H6, monoclonal	FACS, IF, WB	human		

All Photos (1) **Monoclonal Anti-MAPK3 antibody produced in mouse**

Synonym(s): ERK1, HS44KDAP, P44ERK1, P44MAPK, PRKM3

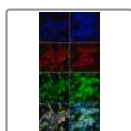
Product No.	Clonality	Application	Species Reactivity	Citations	SDS
SAB5300429	1E5, monoclonal	ELISA (d), FACS, IF, IHC, WB	mouse, human, rat, monkey	37	



Monoclonal Anti-MDM2 antibody produced in mouse

All Photos (1)


Product No.	Clonality	Application	Species Reactivity	Citations	SDS
M8558	MD-219, monoclonal	ARR, ELISA (i), FACS, ICC, WB	mouse	8	



Monoclonal Anti-Methylglyoxal antibody produced in mouse

All Photos (6)

Product No.	Clonality	Application	Species Reactivity	Citations	SDS
SAB5202580	9F11, monoclonal	FACS, IF, WB	human		
SAB5202562	9E7, monoclonal	FACS, IF, WB	human		

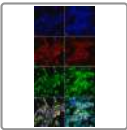


Monoclonal Anti-Methylglyoxal-Allophycocyanin antibody produced in mouse

All

Photos (6)

Product No.	Clonality	Application	Species Reactivity	Citations	SDS
SAB5202590	9F11, monoclonal	FACS, IF, WB	human		
SAB5202572	9E7, monoclonal	FACS, IF, WB	human		

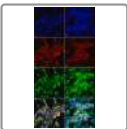


Monoclonal Anti-Methylglyoxal-Atto 390 antibody produced in mouse

All

Photos (6)

Product No.	Clonality	Application	Species Reactivity	Citations	SDS
SAB5202581	9F11, monoclonal	FACS, IF, WB	human		
SAB5202563	9E7, monoclonal	FACS, IF, WB	human		

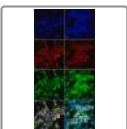


Monoclonal Anti-Methylglyoxal-Atto 488 antibody produced in mouse

All

Photos (6)

Product No.	Clonality	Application	Species Reactivity	Citations	SDS
SAB5202582	9F11, monoclonal	FACS, IF, WB	human		
SAB5202564	9E7, monoclonal	FACS, IF, WB	human		




Monoclonal Anti-Methylglyoxal-Atto 594 antibody produced in mouse

All

Photos (6)

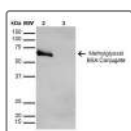
Product No.	Clonality	Application	Species Reactivity	Citations	SDS
SAB5202584	9F11, monoclonal	FACS, IF, WB	human		
SAB5202566	9E7, monoclonal	FACS, IF, WB	human		



Monoclonal Anti-Methylglyoxal-Biotin antibody produced in mouse

All Photos (3)

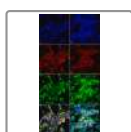
Product No.	Clonality	Application	Species Reactivity	Citations	SDS
SAB5202573	9E7, monoclonal	FACS, IF, WB	human		



Monoclonal Anti-Methylglyoxal-FITC antibody produced in mouse

All Photos (6)

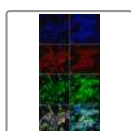
Product No.	Clonality	Application	Species Reactivity	Citations	SDS
SAB5202574	9E7, monoclonal	FACS, IF, WB	human		
SAB5202592	9F11, monoclonal	FACS, IF, WB	human		



Monoclonal Anti-Methylglyoxal-Horseradish Peroxidase antibody produced in mouse

All Photos (3)

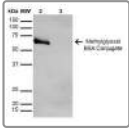
Product No.	Clonality	Application	Species Reactivity	Citations	SDS
SAB5202575	9E7, monoclonal	FACS, IF, WB	human		



Monoclonal Anti-Methylglyoxal-PerCP antibody produced in mouse

All Photos (6)

Product No.	Clonality	Application	Species Reactivity	Citations	SDS
SAB5202595	9F11, monoclonal	FACS, IF, WB	human		
SAB5202577	9E7, monoclonal	FACS, IF, WB	human		



Monoclonal Anti-Methylglyoxal-R-Phycoerythrin antibody produced in mouse

All Photos (6)


Product No.	Clonality	Application	Species Reactivity	Citations	SDS
SAB5202578	9E7, monoclonal	FACS, IF, WB	human		
SAB5202596	9F11, monoclonal	FACS, IF, WB	human		



Monoclonal Anti-MHC Class II-FITC antibody produced in rat

All Photos (1)

Product No.	Clonality	Application	Species Reactivity	Citations	SDS
SAB4700663	M5/114, monoclonal	FACS	mouse	4	

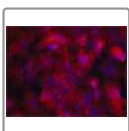


Monoclonal Anti-MMP9 antibody produced in mouse

Synonym(s): CLG4B, GELB, MANDP2, MMP-9

All Photos (1)

Product No.	Clonality	Application	Species Reactivity	Citations	SDS
SAB5300247	5G3, monoclonal	ELISA (d), FACS, IF, IHC, WB	human	2	



Monoclonal Anti-Moesin antibody produced in mouse

All Photos (2)

Product No.	Clonality	Application	Species Reactivity	Citations
M7060	38/87, monoclonal	ELISA (i), FACS, ICC, IHC (p), IP, WB	human, bovine, rat, mouse, pig	4



Monoclonal Anti-Myb antibody from mouse

[All Photos](#) (3)

Product No.	Clonality	Application	Species Reactivity	Citations	SDS
SAB4200617	MB-8, monoclonal	FACS, IF	human, mouse	2	



Monoclonal Anti-MYC , (C-terminal) antibody produced in mouse

Synonym(s): Anti-Cellular myelocytomatosis oncogene, Anti-c-Myc

[All Photos](#) (1)

Product No.	Clonality	Application	Species Reactivity	Citations	SDS
SAB4700447	9E10, monoclonal	FACS	fusion proteins in all species, human	26	



Monoclonal Anti-MYC-FITC , (C-terminal) antibody produced in mouse

Synonym(s): Anti-Cellular myelocytomatosis oncogene, Anti-c-Myc

[All Photos](#) (1)

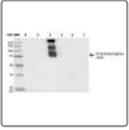
Product No.	Clonality	Application	Species Reactivity	Citations	SDS
SAB4700448	9E10, monoclonal	FACS	human, fusion proteins in all species	13	



Monoclonal Anti-Myeloperoxidase antibody produced in mouse

[All Photos](#) (1)

Product No.	Clonality	Application	Species Reactivity	Citations	SDS
SAB4701060	MPO421-8B2, monoclonal	FACS		1	



Monoclonal Anti-N-terminal Arginylation antibody produced in mouse

[All](#)

[Photos](#) (2)

Product No.	Clonality	Application	Species Reactivity	Citations	SDS
SAB5201896	4A9, monoclonal	FACS, WB	human		



Monoclonal Anti-N-terminal Arginylation-Allophycocyanin antibody produced in mouse

[All](#)

[Photos](#) (2)

Product No.	Clonality	Application	Species Reactivity	Citations	SDS
SAB5201906	4A9, monoclonal	FACS, WB	human		



Monoclonal Anti-N-terminal Arginylation-Atto 390 antibody produced in mouse

[All](#)

[Photos](#) (2)

Product No.	Clonality	Application	Species Reactivity	Citations	SDS
SAB5201897	4A9, monoclonal	FACS, WB	human		



Monoclonal Anti-N-terminal Arginylation-Atto 488 antibody produced in mouse

[All](#)

[Photos](#) (2)

Product No.	Clonality	Application	Species Reactivity	Citations	SDS
SAB5201898	4A9, monoclonal	FACS, WB	human		



Monoclonal Anti-N-terminal Arginylation-Atto 594 antibody produced in mouse

[All](#)

[Photos](#) (2)

Product No.	Clonality	Application	Species Reactivity	Citations	SDS
SAB5201900	4A9, monoclonal	FACS, WB	human		



Monoclonal Anti-N-terminal Arginylation-Biotin antibody produced in mouse

[All](#)

[Photos](#) (2)

Product No.	Clonality	Application	Species Reactivity	Citations	SDS
SAB5201907	4A9, monoclonal	FACS, WB	human		



Monoclonal Anti-N-terminal Arginylation-FITC antibody produced in mouse

[All](#)

[Photos](#) (2)

Product No.	Clonality	Application	Species Reactivity	Citations	SDS
SAB5201908	4A9, monoclonal	FACS, WB	human		

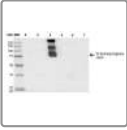


Monoclonal Anti-N-terminal Arginylation-Horseradish Peroxidase antibody produced in mouse

[All](#)

[Photos](#) (2)

Product No.	Clonality	Application	Species Reactivity	Citations	SDS
SAB5201909	4A9, monoclonal	FACS, WB	human		

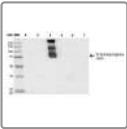


Monoclonal Anti-N-terminal Arginylation-PerCP antibody produced in mouse

[All](#)

[Photos](#) (2)

Product No.	Clonality	Application	Species Reactivity	Citations	SDS
SAB5201911	4A9, monoclonal	FACS, WB	human		



Monoclonal Anti-N-terminal Arginylation-R-Phycoerythrin antibody produced in mouse

[All](#)

[Photos](#) (2)

Product No.	Clonality	Application	Species Reactivity	Citations	SDS
SAB5201912	4A9, monoclonal	FACS, WB	human		



Monoclonal Anti-NEDD8 antibody produced in mouse

Synonym(s): NEDD-8

[All Photos](#) (5)

Product No.	Clonality	Application	Species Reactivity	Citations	SDS
SAB5300238	1A7, monoclonal	ELISA (d), FACS, IF, IHC, WB	human		
SAB5300239	5B8, monoclonal	ELISA (d), FACS, IF, IHC, WB	human		

[All Photos](#) (2) **Monoclonal Anti-NEFL antibody produced in mouse**

Synonym(s): CMT1F, CMT2E, NF-L, NF68, NFL

Product No.	Clonality	Application	Species Reactivity	Citations	SDS
SAB5300414	2G10, monoclonal	ELISA (d), FACS, IF, IHC, WB	human	1	

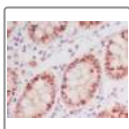


Monoclonal Anti-Nerve Growth Factor Receptor (NGFR p75) antibody produced in mouse

Synonym(s): Anti-NGFR p75

[All Photos](#) (1)

Product No.	Clonality	Application	Species Reactivity	Citations	SDS
N5408	ME20.4, monoclonal	ARR, ELISA (i), FACS, IHC (f), IHC (p), IP, Neutral, RIA, WB	raccoon, monkey, pig, human, feline	20	



Monoclonal Anti-NFE2L2 (phospho S40) antibody produced in rabbit

[All Photos](#) (2)

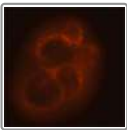
Product No.	Clonality	Application	Species Reactivity	Citations	SDS
SAB1413160	IFH-14, monoclonal	FACS, IF, IHC, IP, WB	human		



Monoclonal Anti-NG2 antibody produced in mouse

[All Photos](#) (1)

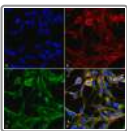
Product No.	Clonality	Application	Species Reactivity	Citations	SDS
SAB4700816	7.1, monoclonal	FACS	human		



Monoclonal Anti-NG2/CSPG4 antibody produced in mouse

[All Photos](#) (2)


Product No.	Clonality	Application	Species Reactivity	Citations	SDS
SAB4200621	2164B6, monoclonal	FACS, IF	human	2	



Monoclonal Anti-Nitrotryptophan antibody produced in mouse

[All Photos](#) (3)


Product No.	Clonality	Application	Species Reactivity	Citations	SDS
SAB5202598	2D12, monoclonal	FACS, IF, WB	human		



Monoclonal Anti-Nitrotryptophan-Allophycocyanin antibody produced in mouse

[All Photos](#) (3)


Product No.	Clonality	Application	Species Reactivity	Citations	SDS
SAB5202608	2D12, monoclonal	FACS, IF, WB	human		



Monoclonal Anti-Nitrotryptophan-Atto 390 antibody produced in mouse

All
Photos (3)


Product No.	Clonality	Application	Species Reactivity	Citations	SDS
SAB5202599	2D12, monoclonal	FACS, IF, WB	human		



Monoclonal Anti-Nitrotryptophan-Atto 488 antibody produced in mouse

All
Photos (3)


Product No.	Clonality	Application	Species Reactivity	Citations	SDS
SAB5202600	2D12, monoclonal	FACS, IF, WB	human		



Monoclonal Anti-Nitrotryptophan-Atto 594 antibody produced in mouse

All
Photos (3)


Product No.	Clonality	Application	Species Reactivity	Citations	SDS
SAB5202602	2D12, monoclonal	FACS, IF, WB	human		



Monoclonal Anti-Nitrotryptophan-Biotin antibody produced in mouse

All
Photos (3)


Product No.	Clonality	Application	Species Reactivity	Citations	SDS
SAB5202609	2D12, monoclonal	FACS, IF, WB	human		



Monoclonal Anti-Nitrotryptophan-FITC antibody produced in mouse

All
Photos (3)


Product No.	Clonality	Application	Species Reactivity	Citations	SDS
SAB5202610	2D12, monoclonal	FACS, IF, WB	human		



Monoclonal Anti-Nitrotryptophan-Horseradish Peroxidase antibody produced in mouse

All Photos (3)


Product No.	Clonality	Application	Species Reactivity	Citations	SDS
SAB5202611	2D12, monoclonal	FACS, IF, WB	human		



Monoclonal Anti-Nitrotryptophan-PerCP antibody produced in mouse

All Photos (3)

Product No.	Clonality	Application	Species Reactivity	Citations	SDS
SAB5202613	2D12, monoclonal	FACS, IF, WB	human		



Monoclonal Anti-Nitrotryptophan-R-Phycoerythrin antibody produced in mouse

All Photos (3)

Product No.	Clonality	Application	Species Reactivity	Citations	SDS
SAB5202614	2D12, monoclonal	FACS, IF, WB	human		



Monoclonal Anti-Notch 1 antibody produced in mouse

All Photos (1)

Product No.	Clonality	Application	Species Reactivity	Citations	SDS
SAB4700742	mN1A, monoclonal	FACS, ICC, IHC, IP	human, mouse	2	




Monoclonal Anti-Notch 1-APC antibody produced in mouse



[Photos](#) (1)

Product No.	Clonality	Application	Species Reactivity	Citations	SDS
SAB4701110	mN1A, monoclonal	FACS			



Monoclonal Anti-NQO1 antibody produced in mouse

Synonym(s): DHQU, DIA4, DTD, NMOR1, QR1

[All Photos](#) (3)

Product No.	Clonality	Application	Species Reactivity	Citations	SDS
SAB5300233	1A11, monoclonal	ELISA (d), FACS, WB	human	4	
SAB5300232	4D12, monoclonal	ELISA (d), FACS, IHC, WB	human	4	



Monoclonal Anti-Oligodendrocyte Marker O1 antibody produced in mouse

[All Photos](#) (1)

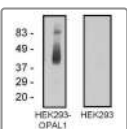
Product No.	Clonality	Application	Species Reactivity	Citations	SDS
O7014	O1, monoclonal	FACS, IHC	mouse, chicken, rat, human	4	



Monoclonal Anti-Oligodendrocyte Marker O4 antibody produced in mouse

[All Photos](#) (1)

Product No.	Clonality	Application	Species Reactivity	Citations	SDS
O7139	O4, monoclonal	FACS, ICC	mouse, rat, chicken, human	35	



Monoclonal Anti-OPAL1 antibody produced in mouse

[All Photos](#) (1)

Product No.	Clonality	Application	Species Reactivity	Citations	SDS
SAB4700873	OPAL1-01, monoclonal	FACS	human		



Monoclonal Anti-OTX2 antibody produced in mouse

Synonym(s): MCOPS5, MGC45000

[All Photos](#) (1)


Product No.	Clonality	Application	Species Reactivity	Citations	SDS
SAB5300043	1H12C4B5, monoclonal	ELISA (d), FACS, IF, IHC, WB	human	1	



Monoclonal Anti-p53-Biotin antibody produced in mouse

[All Photos](#) (2)

Product No.	Clonality	Application	Species Reactivity	Citations	SDS
P9249	DO-1, monoclonal	FACS, ICC, IHC, IP, WB	human	11	




Monoclonal Anti-PBK antibody produced in mouse

Synonym(s): CT84, Nori-3, SPK, TOPK

[All Photos](#) (2)

Product No.	Clonality	Application	Species Reactivity	Citations	SDS
SAB5300406	2C8, monoclonal	ELISA (d), FACS, IF, IHC, WB	human	4	



Monoclonal Anti-PCLO antibody produced in mouse

[All Photos](#) (1)

Product No.	Clonality	Application	Species Reactivity	Citations	SDS
SAB4700872	PCLO-01, monoclonal	FACS	human		



Monoclonal Anti-Perforin antibody produced in mouse

All Photos (1)

Product No.	Clonality	Application	Species Reactivity	Citations	SDS
SAB4700912	dG9, monoclonal	FACS	human, bovine		



Monoclonal Anti-PHB antibody produced in mouse

Synonym(s): PHB1

All Photos (1)

Product No.	Clonality	Application	Species Reactivity	Citations	SDS
SAB5300404	5H7, monoclonal	ELISA (d), FACS, IF, IHC, WB	monkey, human, rat, mouse	1	

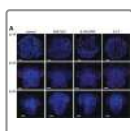


Monoclonal Anti-phospho-Epidermal Growth Factor Receptor (pTyr¹⁰⁶⁸) antibody produced in mouse

Synonym(s): Monoclonal Anti-EGFR, Monoclonal Anti-ERBB, Monoclonal Anti-HER1, Monoclonal Anti-PIG61

All Photos (1)

Product No.	Clonality	Application	Species Reactivity	Citations	SDS
E0657	338324, monoclonal	FACS, WB	human	3	



Monoclonal Anti-phospho-Histone H3 (pSer²⁸) antibody produced in rat

Synonym(s): Monoclonal Anti-H3S28p

All Photos (5)

Product No.	Clonality	Application	Species Reactivity	Citations	SDS
H9908	HTA28, monoclonal	ARR, FACS, ICC, WB	bovine, mouse, hamster, human	49	



Monoclonal Anti-phospho-RNA polymerase II CTD (pSer²) antibody produced in rat

All Photos (3)


Product No.	Clonality	Application	Species Reactivity	Citations	SDS
SAB4200637	3E7C7, monoclonal	FACS, IF	rat, canine, mouse, human, monkey	5	

**All
Photos** (3)

Monoclonal Anti-Phosphotyrosine antibody produced in mouse

Synonym(s): Monoclonal Anti-Phosphotyrosine

Product No.	Clonality	Application	Species Reactivity	Citations	SDS
SAB4700818	P-Tyr-01, monoclonal	FACS			
P3300	PT-66, monoclonal	ELISA (i), WB		75	



Monoclonal Anti-PIK3CA antibody produced in mouse

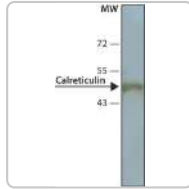
Synonym(s): PI3K, p110-alpha

All Photos (3)

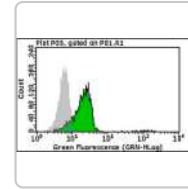
Product No.	Clonality	Application	Species Reactivity	Citations	SDS
SAB5300225	4F3, monoclonal	ELISA (d), FACS, IF, WB	human	2	



Sigma-Aldrich
SAB4700606
 Monoclonal
 Anti-Kappa...



Sigma-Aldrich
C7492
 Monoclonal
 Anti-...



Sigma-Aldric
MABT18
 Anti-Delta
 Antibody,

[View Price and Availability](#)

[View Price and Availability](#)

[View Price and Availat](#)




Monoclonal Anti-PKN2 antibody produced in mouse

Synonym(s): PAK2, PKN2, PRK2, PRKCL2, Pak-2

[All Photos](#) (1)

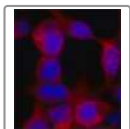
Product No.	Clonality	Application	Species Reactivity	Citations	SDS
SAB5300224	1D1, monoclonal	ELISA (d), FACS, IHC, WB	rat, mouse, monkey, human		



Monoclonal Anti-PLEKHA7 antibody produced in mouse

[All Photos](#) (3)

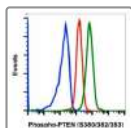
Product No.	Clonality	Application	Species Reactivity	Citations	SDS
SAB4200643	PLK7, monoclonal	FACS, ICC	human	3	



Monoclonal Anti-polyHistidine antibody produced in mouse

[All Photos](#) (3)

Product No.	Clonality	Application	Species Reactivity	Citations	SDS
SAB4200620	HIS-1, monoclonal	FACS, IF		2	



Monoclonal Anti-PTEN (phospho S380/T382/T383) antibody produced in rabbit

[All Photos](#) (1)

Product No.	Clonality	Application	Species Reactivity	Citations	SDS
SAB1413057	E4, monoclonal	FACS	human		




Monoclonal Anti-PTPRC antibody produced in mouse

Synonym(s): Anti-CD45R

[All Photos](#) (1)

Product No.	Clonality	Application	Species Reactivity	Citations	SDS
SAB4700649	IVA103, monoclonal	FACS	bovine	52	




Monoclonal Anti-RAF1 antibody produced in mouse

Synonym(s): CRAF, NS5, Raf-1, c-Raf

[All Photos](#) (3)

Product No.	Clonality	Application	Species Reactivity	Citations	SDS
SAB5300392	4G4, monoclonal	ELISA (d), FACS, IHC, WB	human	2	
SAB5300393	4G4, monoclonal	ELISA (d), FACS, IHC, WB	human	3	



Monoclonal Anti-RBP4 antibody produced in mouse

Synonym(s): RBP4

[All Photos](#) (1)

Product No.	Clonality	Application	Species Reactivity	Citations	SDS
SAB5300391	4C2, monoclonal	ELISA (d), FACS, IF, IHC, WB	human	2	



Monoclonal Anti-RICTOR antibody produced in mouse

Synonym(s): DKFZp686B11164, KIAA1999, MGC39830, PIA, mAVO3

[All Photos](#) (1)

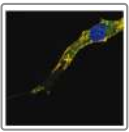
Product No.	Clonality	Application	Species Reactivity	Citations	SDS
SAB5300210	7B3, monoclonal	ELISA (d), FACS, IF, IHC, WB	monkey, mouse, human	3	



Monoclonal Anti-RLTPR antibody produced in mouse

[All Photos](#) (1)


Product No.	Clonality	Application	Species Reactivity	Citations	SDS
SAB4701049	EM-53, monoclonal	FACS		1	



Monoclonal Anti-RRAS2 antibody produced in mouse

[All Photos](#) (2)

Product No.	Clonality	Application	Species Reactivity	Citations	SDS
SAB4700886	EM-50, monoclonal	FACS	human		

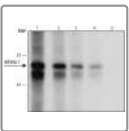


Monoclonal Anti-SERPINE1 antibody produced in mouse

Synonym(s): PAI, PAI-1, PAI1, PLANH1

[All Photos](#) (2)

Product No.	Clonality	Application	Species Reactivity	Citations	SDS
SAB5300207	1D5, monoclonal	ELISA (d), FACS, IHC, WB	human	1	



Monoclonal Anti-SH3GL1 (C-terminal) antibody produced in mouse

[All Photos](#) (2)

Product No.	Clonality	Application	Species Reactivity	Citations	SDS
SAB4200650	Ep2.17, monoclonal	FACS	human	2	



Monoclonal Anti-SIT1 antibody produced in mouse

Synonym(s): Anti-SIT

[All Photos](#) (1)

Product No.	Clonality	Application	Species Reactivity	Citations	SDS
SAB4700599	SIT-01, monoclonal	WB	human	1	




Monoclonal Anti-SIT1-PE antibody produced in hamster

Synonym(s): Anti-SIT

[All Photos](#) (1)

Product No.	Clonality	Application	Species Reactivity	Citations	SDS
SAB4700600	SIT-01, monoclonal	FACS	human	1	



Monoclonal Anti-SKP1 antibody produced in mouse

Synonym(s): EMC19, OCP-II, OCP2, SKP1A, p19A

[All Photos](#) (1)

Product No.	Clonality	Application	Species Reactivity	Citations	SDS
SAB5300376	4E11, monoclonal	ELISA (d), FACS, IF, IHC, WB	human		



Monoclonal Anti-SMAD4 antibody produced in mouse

Synonym(s): DPC4, JIP, MADH4, SMAD4

[All Photos](#) (1)

Product No.	Clonality	Application	Species Reactivity	Citations	SDS
SAB5300375	4G1C6, monoclonal	ELISA (d), FACS, IF, IHC, WB	human	1	




Monoclonal Anti-SMN1 antibody produced in mouse

Synonym(s): SMA, SMA1, SMA2, SMA3, SMN

[All Photos](#) (1)

Product No.	Clonality	Application	Species Reactivity	Citations	SDS
SAB5300203	2F1, monoclonal	ELISA (d), FACS, IHC, WB	monkey, human	6	



Monoclonal Anti-SRC antibody produced in mouse

Synonym(s): ASV, SRC1, c-SRC, p60-Src

[All Photos](#) (2)

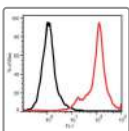
Product No.	Clonality	Application	Species Reactivity	Citations	SDS
SAB5300367	1F11, monoclonal	ELISA (d), FACS, IHC, WB	human	9	



Monoclonal Anti-STIP1 antibody produced in mouse

[All Photos](#) (21)


Product No.	Clonality	Application	Species Reactivity	Citations	SDS
SAB1408802	2E1, monoclonal	ELISA (i), FACS, IF, IHC (p), WB	human	1	
SAB1408803	2E11, monoclonal	ELISA (i), FACS, IF, IHC (p), WB	human	1	



Monoclonal Anti-STRO-1 antibody produced in mouse

[All Photos](#) (1)

Product No.	Clonality	Application	Species Reactivity	Citations	SDS
SAB4700744	STRO-1, monoclonal	FACS, ICC	human	2	



Monoclonal Anti-STRO1-APC antibody produced in mouse

[All Photos](#) (1)

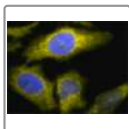
Product No.	Clonality	Application	Species Reactivity	Citations	SDS
SAB4701109	STRO-1, monoclonal	FACS			



Monoclonal Anti-Strumpellin antibody produced in mouse

All Photos (3)

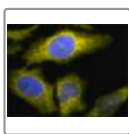
Product No.	Clonality	Application	Species Reactivity	Citations	SDS
SAB4200647	St-1, monoclonal	FACS, IP	mouse, rat, human	6	



Monoclonal Anti-Tcp1 Alpha - Apc antibody produced in rat

All Photos (2)

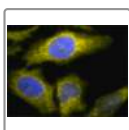
Product No.	Clonality	Application	Species Reactivity	Citations	SDS
SAB5201762	91a, monoclonal	FACS, IHC, IP, WB	guinea pig, rabbit, bovine, monkey, hamster, rat, human, mouse, <i>Saccharomyces cerevisiae</i> , dog, pig, <i>Caenorhabditis elegans</i> , <i>Drosophila melanogaster</i>		



Monoclonal Anti-Tcp1 Alpha - Atto 390 antibody produced in rat

All Photos (2)

Product No.	Clonality	Application	Species Reactivity	Citations	SDS
SAB5201753	91a, monoclonal	FACS, IHC, IP, WB	monkey, mouse, <i>Caenorhabditis elegans</i> , rabbit, human, dog, pig, hamster, bovine, <i>Drosophila melanogaster</i> , rat, guinea pig, <i>Saccharomyces cerevisiae</i>	57	

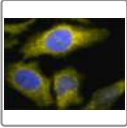


Monoclonal Anti-Tcp1 Alpha - Atto 488 antibody produced in rat

All Photos (2)

Product No.	Clonality	Application	Species Reactivity	Citations	SDS
SAB5201754	91a, monoclonal	FACS, IHC, IP,	<i>Drosophila melanogaster</i> , human,		

Product No.	Clonality	Application	Species Reactivity	Citations	SDS
		WB	mouse, hamster, guinea pig, <i>Saccharomyces cerevisiae</i> , rat, pig, monkey, rabbit, <i>Caenorhabditis elegans</i> , bovine, dog		



Monoclonal Anti-Tcp1 Alpha - Atto 594 antibody produced in rat

[All Photos](#) (2)

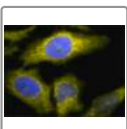
Product No.	Clonality	Application	Species Reactivity	Citations	SDS
SAB5201756	91a, monoclonal	FACS, IHC, IP, WB	guinea pig, <i>Caenorhabditis elegans</i> , rabbit, monkey, bovine, mouse, human, hamster, pig, <i>Drosophila melanogaster</i> , dog, <i>Saccharomyces cerevisiae</i> , rat		



Monoclonal Anti-Tcp1 Alpha - Biotin antibody produced in rat

[All Photos](#) (1)

Product No.	Clonality	Application	Species Reactivity	Citations	SDS
SAB5201763	91a, monoclonal	FACS, IHC, IP, WB	mouse, rabbit, <i>Drosophila melanogaster</i> , rat, guinea pig, human, monkey, dog, pig, <i>Saccharomyces cerevisiae</i> , <i>Caenorhabditis elegans</i> , hamster, bovine		



Monoclonal Anti-Tcp1 Alpha - Fitc antibody produced in rat

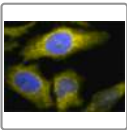
[All Photos](#) (2)

Product No.	Clonality	Application	Species Reactivity	Citations	SDS
SAB5201764	91a, monoclonal	FACS, IHC, IP,	bovine, <i>Caenorhabditis elegans</i> , hamster, dog, guinea pig, rabbit,		

Product No.	Clonality	Application	Species Reactivity	Citations	SDS
		WB	monkey, <i>Drosophila melanogaster</i> , pig, rat, <i>Saccharomyces cerevisiae</i> , human, mouse		

All Photos (1) Monoclonal Anti-Tcp1 Alpha - Hrp antibody produced in rat

Product No.	Clonality	Application	Species Reactivity	Citations	SDS
SAB5201765	91a, monoclonal	FACS, IHC, IP, WB	hamster, bovine, mouse, <i>Saccharomyces cerevisiae</i> , <i>Drosophila melanogaster</i> , <i>Caenorhabditis elegans</i> , dog, pig, guinea pig, rat, rabbit, human, monkey		



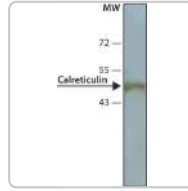
Monoclonal Anti-Tcp1 Alpha - Percp antibody produced in rat

All Photos (2)

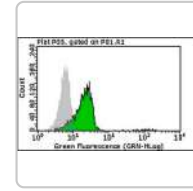
Product No.	Clonality	Application	Species Reactivity	Citations	SDS
SAB5201767	91a, monoclonal	FACS, IP, WB	guinea pig, mouse, rat, rabbit, hamster, <i>Caenorhabditis elegans</i> , <i>Drosophila melanogaster</i> , dog, pig, bovine, <i>Saccharomyces cerevisiae</i> , human, monkey		



Sigma-Aldrich
SAB4700606
 Monoclonal
 Anti-Kappa...



Sigma-Aldrich
C7492
 Monoclonal
 Anti-...

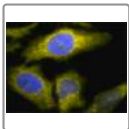


Sigma-Aldric
MABT18
 Anti-Delta
 Antibody,

[View Price and Availability](#)

[View Price and Availability](#)

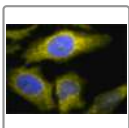
[View Price and Availat](#)



Monoclonal Anti-Tcp1 Alpha - Rpe antibody produced in rat

All Photos (2)

Product No.	Clonality	Application	Species Reactivity	Citations	SDS
SAB5201768	91a, monoclonal	FACS, IP, WB	pig, guinea pig, <i>Caenorhabditis elegans</i> , monkey, <i>Drosophila melanogaster</i> , human, hamster, <i>Saccharomyces cerevisiae</i> , rat, mouse, rabbit, dog, bovine		



Monoclonal Anti-Tcp1-Alpha antibody produced in rat

All Photos (2)

Product No.	Clonality	Application	Species Reactivity	Citations	SDS
SAB5201752	91a, monoclonal	FACS, IHC, IP, WB	rabbit, pig, <i>Saccharomyces cerevisiae</i> , <i>Caenorhabditis elegans</i> , human, <i>Drosophila melanogaster</i> , mouse, guinea pig, rat, hamster, dog, monkey, bovine		



Monoclonal Anti-TCR α/β antibody produced in mouse

All Photos (1)

Product No.	Clonality	Application	Species Reactivity	Citations	SDS
SAB4700741	R73, monoclonal	FACS, FUNC, ICC, IHC, IP	nonhuman primates, rat		



Monoclonal Anti-TCR alpha/beta-APC antibody produced in mouse

Synonym(s): Anti-TCR α/β

All Photos (1)

Product No.	Clonality	Application	Species Reactivity	Citations	SDS
SAB4700643	IP26, monoclonal	FACS	human	1	



Monoclonal Anti-TCR alpha/beta-Biotin antibody produced in mouse

Synonym(s): Anti-TCR α/β

All Photos (1)

Product No.	Clonality	Application	Species Reactivity	Citations	SDS
SAB4700644	IP26, monoclonal	FACS	human	1	



Monoclonal Anti-TCR alpha/beta-FITC antibody produced in mouse

Synonym(s): Anti-TCR α/β

All Photos (1)

Product No.	Clonality	Application	Species Reactivity	Citations	SDS
SAB4700645	IP26, monoclonal	FACS	human	1	



Monoclonal Anti-TCR alpha/beta-PE antibody produced in mouse

Synonym(s): Anti-TCR α/β

All Photos (1)

Product No.	Clonality	Application	Species Reactivity	Citations	SDS
SAB4700646	IP26, monoclonal	FACS	human	1	



Monoclonal Anti-TCR beta antibody produced in mouse

Synonym(s): Anti-TCR β (V β 5.3-related)

[All Photos](#) (1)


Product No.	Clonality	Application	Species Reactivity	Citations	SDS
SAB4700514	MEM-262, monoclonal	FACS	human	3	



Monoclonal Anti-TCR γ/δ antibody produced in mouse

[All Photos](#) (1)

Product No.	Clonality	Application	Species Reactivity	Citations	SDS
SAB4700740	V65, monoclonal	FACS, FUNC, IHC, IP	rat		



Monoclonal Anti-TCR gamma/delta antibody produced in mouse

[All Photos](#) (1)

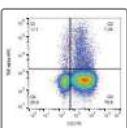
Product No.	Clonality	Application	Species Reactivity	Citations	SDS
SAB4700794	B1, monoclonal	FACS	nonhuman primates, human		



Monoclonal Anti-TNFalpha antibody produced in mouse

[All Photos](#) (1)

Product No.	Clonality	Application	Species Reactivity	Citations	SDS
SAB4700870	MAb11, monoclonal	FACS	nonhuman primates, pig, human		



Monoclonal Anti-TNFalpha-APC antibody produced in mouse

[All Photos](#) (1)

Product No.	Clonality	Application	Species Reactivity	Citations	SDS
SAB4701119	MAB11, monoclonal	FACS			

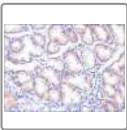


Monoclonal Anti-TRAT1-PE antibody produced in mouse

Synonym(s): Anti-T cell receptor-interacting molecule, Anti-TRIM

[All Photos](#) (1)

Product No.	Clonality	Application	Species Reactivity	Citations	SDS
SAB4700609	TRIM-04, monoclonal	FACS	human	1	

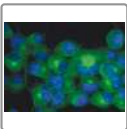


Monoclonal Anti-TSG101 antibody produced in mouse

Synonym(s): TSG10, VPS23

[All Photos](#) (9)

Product No.	Clonality	Application	Species Reactivity	Citations	SDS
SAB2702167	4A10 monoclonal	ELISA, FACS, ICC, IF, IHC, IP, WB	human, monkey, mouse, rat, hamster	10	



Monoclonal Anti-TUBB3 antibody produced in mouse

Synonym(s): Anti-βIII-tubulin

[All Photos](#) (1)

Product No.	Clonality	Application	Species Reactivity	Citations	SDS
SAB4700544	TU-20, monoclonal	WB	wide range	13	



Monoclonal Anti-Tumor Necrosis Factor-α-Fluorescein antibody produced in mouse

Synonym(s): Monoclonal Anti-Tumor Necrosis Factor-α-Carboxyfluorescein, Anti-TNF-α

[All Photos](#) (1)

Product No.	Clonality	Application	Species Reactivity	Citations	SDS
F6651	6402.31, monoclonal	FACS	human	2	




Monoclonal Anti-VIM antibody produced in mouse

Synonym(s): Anti-Vimentin

All Photos (1)

Product No.	Clonality	Application	Species Reactivity	Citations	SDS
SAB4700524	VI-RE/1, monoclonal	FACS	human	28	



Monoclonal Anti-VIM-PE antibody produced in mouse

Synonym(s): Anti-Vimentin

All Photos (1)

Product No.	Clonality	Application	Species Reactivity	Citations	SDS
SAB4700525	VI-RE/1, monoclonal	FACS	human		



Monoclonal Anti-Vimentin-APC antibody produced in mouse

All Photos (1)

Product No.	Clonality	Application	Species Reactivity	Citations	SDS
SAB4701083	VI-RE/1, monoclonal	FACS			

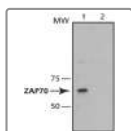


Monoclonal Anti-ZAP70 , (C-terminal) antibody produced in mouse

Synonym(s): Anti-ZAP-70

All Photos (1)

Product No.	Clonality	Application	Species Reactivity	Citations	SDS
SAB4700528	ZAP-03, monoclonal	FACS	human		



Monoclonal Anti-ZAP-70 antibody produced in mouse

All Photos (1)

Product No.	Clonality	Application	Species Reactivity	Citations	SDS
Z0627	1E7.2, monoclonal	ARR, ELISA (i), FACS, ICC, IP, WB	human, mouse	5	



Mouse Anti-Human IgA Antibody, clone M24A, heavy chain, FITC conjugated

[All](#)

[Photos](#) (1)

Product No.	Clonality	Application	Species Reactivity	Citations	SDS
CBL114F	M24A, monoclonal	ELISA, FACS, IF, IHC	human	5	



Mouse Anti-Rabbit light chain Antibody, biotin conjugate

[All Photos](#) (1)

Product No.	Clonality	Application	Species Reactivity	Citations	SDS
MAB201B	monoclonal	ELISA, FACS, IHC, WB	rabbit	1	



Mouse Anti-Rat IgG2b γ 2b chain Antibody, biotin conjugate

[All](#)

[Photos](#) (1)


Product No.	Clonality	Application	Species Reactivity	Citations	SDS
MAB505B	monoclonal	ELISA, FACS	rat		



Mouse IgG1 Isotype Control (MOPC-21) ColorWheel[®] Dye-Ready mAb

[All](#)

[Photos](#) (5)

Product No.	Clonality	Application	Species Reactivity	Citations	SDS
CWA-1013	MOPC-21, monoclonal	FACS	mouse		



Mouse IgG1 Negative Control, clone Ci4

[All Photos](#) (1)

Product No.	Description	SDS
MABC002	Mouse IgG1 Negative Control Monoclonal Antibody validated for use in Flow Cytometry & Immunofluorescence.	



Mouse IgG1 Negative Control, clone Ci4, FITC conjugate

[All Photos](#) (1)

Product No.	Description	SDS
MABC002F	Mouse IgG1 Negative Control Monoclonal Antibody validated for use in Flow Cytometry & Immunofluorescence.	



Mouse IgG1 Negative Control, clone Ci4, PE conjugate

[All Photos](#) (1)

Product No.	Description	SDS
MABC002H	Mouse IgG1 Negative Control Monoclonal Antibody validated for use in Flow Cytometry.	

All
Photos (1)

Mouse IgG1-k Negative Control, clone MOPC-21, Azide Free Antibody

Product No.	Description	SDS
MABF1081Z	clone MOPC-21, from mouse	



Mouse IgG1-k Negative Control, clone MOPC-21, PerCP conjugate Antibody


All
Photos (1)

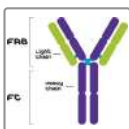
Product No.	Description	SDS
MABF1809	clone MOPC-21, from mouse	



Mouse IgG2a Isotype Control (C1.18.4) ColorWheel® Dye-Ready mAb

[All Photos](#) (5)

Product No.	Clonality	Application	Species Reactivity	Citations	SDS
CWA-1016	C1.18.4, monoclonal	FACS	mouse		



Mouse IgG2a Isotype Control from murine myeloma

[All Photos](#) (1)

Product No.	Clonality	Application	Species Reactivity	Citations	SDS
M5409	UPC-10, monoclonal	FACS		70	



Mouse IgG2a Negative Control, clone C1.18.4, APC conjugate Antibody

[All Photos](#) (1)

Product No.	Description	SDS
MABF1775	clone C1.18.4, from mouse, purified by affinity chromatography	



Mouse IgG2a Negative Control, clone C1.18.4, APC-Cy7 conjugate Antibody

[All Photos](#) (1)

Product No.	Description	SDS
MABF1778	clone C1.18.4, from mouse, purified by affinity chromatography	



Mouse IgG2a Negative Control, clone C1.18.4, Azide Free Antibody

[All](#)

[Photos](#) (1)

Product No.	Description	SDS
MABF1080Z	clone C1.18.4, from mouse, purified by affinity chromatography	



Mouse IgG2a Negative Control, clone C1.18.4, PE conjugate Antibody

[All](#)

[Photos](#) (1)

Product No.	Description	SDS
MABF1794	clone C1.18.4, from mouse, purified by affinity chromatography	



Mouse IgG2a Negative Control, clone C1.18.4, PE-Cy7 conjugate Antibody

[All](#)

[Photos](#) (1)

Product No.	Description	SDS
MABF1802	clone C1.18.4, from mouse, purified by affinity chromatography	



Mouse IgG2a Negative Control, clone C1.18.4, PerCP conjugate Antibody

[All](#)

[Photos](#) (1)

Product No.	Description	SDS
MABF1810	clone C1.18.4, from mouse, purified by affinity chromatography	



Mouse IgG2a Negative Control, clone C1.18.4, PerCP-Cy5.5 conjugate Antibody

[All](#)

[Photos](#) (1)

Product No.	Description	SDS
MABF1807	clone C1.18.4, from mouse, purified by affinity chromatography	



Mouse IgG2a Negative Control, clone C1.18.4, redFluor[®] 710 conjugate Antibody

[All](#)

[Photos](#) (1)

Product No.	Description	SDS
MABF1825	clone C1.18.4, from mouse, purified by affinity chromatography	



Mouse IgG2a Negative Control, clone GC270

[All Photos](#) (1)

Product No.	Description	SDS
MABC004		



Mouse IgG2a Negative Control, clone GC270, FITC conjugate

[All](#)

[Photos](#) (1)

Product No.	Description	SDS
MABC004F	Mouse IgG2a Negative Control Monoclonal Antibody validated for use in Flow Cytometry & Immunofluorescence.	



Mouse IgG2b Isotype Control (MPC-11) ColorWheel® Dye-Ready mAb

[All Photos](#) (5)

Product No.	Clonality	Application	Species Reactivity	Citations	SDS
CWA-1010	MPC-11, monoclonal	FACS	mouse		



Mouse IgG2b Negative Control, clone GC198

[All Photos](#) (1)

Product No.	Description	SDS
MABC006	Mouse IgG2b Negative Control Monoclonal Antibody validated for use in Flow Cytometry & Immunofluorescence.	



Mouse IgG2b Negative Control, clone GC198, FITC conjugate

[All Photos](#) (1)

Product No.	Description	SDS
MABC006F	Mouse IgG2b Negative Control Monoclonal Antibody validated for use in Flow Cytometry & Immunofluorescence.	



Mouse IgG2b Negative Control, clone MPC-11 Antibody

[All Photos](#) (1)

Product No.	Description	SDS
MABF1079	clone MPC-11, from mouse, purified by affinity chromatography	



Mouse IgG2b Negative Control, clone MPC-11, APC conjugate Antibody

[All Photos](#) (1)

Product No.	Description	SDS
MABF1776	clone MPC-11, from mouse, purified by affinity chromatography	



Mouse IgG2b Negative Control, clone MPC-11, Azide Free Antibody

**All
Photos** (1)

Product No.	Description	SDS
MABF1079Z	clone MPC-11, from mouse	



Mouse IgG2b Negative Control, clone MPC-11, FITC conjugate Antibody

**All
Photos** (1)

Product No.	Description	SDS
MABF1783	clone MPC-11, from mouse, purified by affinity chromatography	



Mouse IgG2b Negative Control, clone MPC-11, PE conjugate Antibody

**All
Photos** (1)

Product No.	Description	SDS
MABF1795	clone MPC-11, from mouse, purified by affinity chromatography	



Mouse IgG2b Negative Control, clone MPC-11, PE-Cy7 conjugate Antibody

**All
Photos** (1)

Product No.	Description	SDS
MABF1803	clone MPC-11, from mouse, purified by affinity chromatography	



Mouse IgG2b Negative Control, clone MPC-11, PerCP-Cy5.5 conjugate Antibody



[Photos](#) (1)

Product No.	Description	SDS
MABF1808	clone MPC-11, from mouse, purified by affinity chromatography	



Mouse IgG2b Negative Control, clone MPC-11, redFluor[®] 710 conjugate Antibody

[All Photos](#) (1)

Product No.	Description	SDS
MABF1826	clone MPC-11, from mouse, purified by affinity chromatography	



Mouse IgG2b Negative Control, clone MPC-11, violetFluor[®] 450 conjugate Antibody

[All Photos](#) (1)

Product No.	Description	SDS
MABF1828	clone MPC-11, from mouse, purified by affinity chromatography	



Mouse IgM Isotype Control (11E10) ColorWheel[®] Dye-Ready mAb

[All Photos](#) (5)

Product No.	Clonality	Application	Species Reactivity	Citations	SDS
CWA-1017	11E10, monoclonal	FACS			



Mouse IgM Negative Control, clone GC323

[All Photos](#) (1)

Product No.	Description	SDS
MABC008	Mouse IgM Negative Control Monoclonal Antibody validated for use in Flow Cytometry & Immunofluorescence.	



Rabbit anti-p53 Antibody, Affinity Purified

[All Photos](#) (3)

Product No.	Clonality	Application	Species Reactivity	Citations	SDS
PLA0072		ChIP, FACS, IHC, IP, WB	human	6	



Rabbit anti-PCNA Antibody, Affinity Purified

[All Photos](#) (3)

Product No.	Clonality	Application	Species Reactivity	Citations	SDS
PLA0079		FACS, IHC, IP, WB	human, mouse	6	

**All
Photos** (3)


Rabbit anti-Phospho MCM2 (S40/S41) Antibody, Affinity Purified

Product No.	Clonality	Application	Species Reactivity	Citations	SDS
PLA0141		FACS, IHC, WB	human		



Rabbit IgG Isotype Control ColorWheel[®] Dye-Ready pAb


All Photos (5)

Product No.	Clonality	Application	Species Reactivity	Citations	SDS
CWA-1053	N/A, polyclonal	FACS			



Rat IgG1 Isotype Control (HRPN) ColorWheel® Dye-Ready mAb

[All Photos](#) (5)

Product No.	Description	SDS
CWA-1011	for use with ColorWheel® Dyes (Required, sold separately)	



Rat IgG1 Negative Control, clone HRPN Antibody

[All Photos](#) (1)

Product No.	Description	SDS
MABF1078	clone HRPN, from rat, purified by affinity chromatography	



Rat IgG1 Negative Control, clone HRPN, APC conjugate Antibody

[All Photos](#) (1)

Product No.	Description	SDS
MABF1773	clone HRPN, from rat, purified by affinity chromatography	



Rat IgG1 Negative Control, clone HRPN, Azide Free Antibody

[All Photos](#) (1)

Product No.	Description	SDS
MABF1786	clone HRPN, from rat, purified by affinity chromatography	



Rat IgG1 Negative Control, clone HRPN, violetFluor[®] 450 conjugate Antibody

[All](#)

[Photos](#) (1)

Product No.	Description	SDS
MABF1817	clone HRPN, from rat, purified by affinity chromatography	



Rat IgG2a Negative Control, clone 2A3, Azide Free Antibody

[All](#)

[Photos](#) (1)

Product No.	Description	SDS
MABF1077Z	clone 2A3, from rat, purified by affinity chromatography	



Rat IgG2a Negative Control, clone 2A3, PE conjugate Antibody

[All](#)

[Photos](#) (1)

Product No.	Description	SDS
MABF1793	clone 2A3, from rat, purified by affinity chromatography	



Rat IgG2a Negative Control, clone 2A3, PE-Cy5 conjugate Antibody

[All](#)

[Photos](#) (1)

Product No.	Description	SDS
MABF1797	clone 2A3, from rat, purified by affinity chromatography	



Rat IgG2a Negative Control, clone 2A3, redFluor[®] 710 conjugate Antibody

All

[Photos](#) (1)

Product No.	Description	SDS
MABF1823	clone 2A3, from rat, purified by affinity chromatography	



Rat IgG2b Isotype Control (LTF-2) ColorWheel[®] Dye-Ready mAb

All

[Photos](#) (5)

Product No.	Clonality	Application	Species Reactivity	Citations	SDS
CWA-1012	LTF-2, monoclonal	FACS	rat		



Rat IgG2b Negative Control, clone LTF-2 Antibody

[All Photos](#) (1)

Product No.	Description	SDS
MABF1085	clone LTF-2, from rat, purified by affinity chromatography	



Rat IgG2b Negative Control, clone LTF-2, APC conjugate Antibody

All

[Photos](#) (1)

Product No.	Description	SDS
MABF1772	clone LTF-2, from rat, purified by affinity chromatography	



Rat IgG2b Negative Control, clone LTF-2, APC-Cy7 conjugate Antibody

[All](#)

[Photos](#) (1)

Product No.	Description	SDS
MABF1777	clone LTF-2, from rat, purified by affinity chromatography	



Rat IgG2b Negative Control, clone LTF-2, Azide Free Antibody

[All](#)

[Photos](#) (1)

Product No.	Description	SDS
MABF1076Z	clone LTF-2, from rat, purified by affinity chromatography	



Rat IgG2b Negative Control, clone LTF-2, FITC conjugate Antibody

[All](#)

[Photos](#) (1)

Product No.	Description	SDS
MABF1779	clone LTF-2, from rat, purified by affinity chromatography	



Rat IgG2b Negative Control, clone LTF-2, PE-Cy5 conjugate Antibody

[All](#)

[Photos](#) (1)

Product No.	Description	SDS
MABF1796	clone LTF-2, from rat, purified by affinity chromatography	



Rat IgG2b Negative Control, clone LTF-2, PE-Cy7 conjugate Antibody

[All](#)

[Photos](#) (1)

Product No.	Description	SDS
MABF1798	clone LTF-2, from rat, purified by affinity chromatography	



Rat IgG2b Negative Control, clone LTF-2, redFluor[®] 710 conjugate Antibody

[All](#)

[Photos](#) (1)

Product No.	Description	SDS
MABF1822	clone LTF-2, from rat, purified by affinity chromatography	



Rat IgG2b Negative Control, clone LTF-2, violetFluor[®] 450 conjugate Antibody

[All](#)

[Photos](#) (1)

Product No.	Description	SDS
MABF1816	clone LTF-2, from rat, purified by affinity chromatography	

All

Photos (1)

Anti-Mouse IgG (H+L), highly cross-adsorbed, Biotin antibody produced in donkey

Product No.	Clonality	Application	Species Reactivity	Citations	SDS
SAB4600002	polyclonal	FACS, ICC, IF, IHC	mouse		



Anti-Mouse IgG (H+L), highly cross-adsorbed, Biotin antibody produced in goat


All

Photos (1)

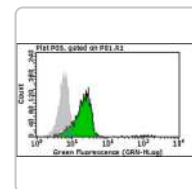
Product No.	Clonality	Application	Species Reactivity	Citations	SDS
SAB4600005	polyclonal	FACS, ICC, IF, IHC	mouse	4	




Sigma-Aldrich
SAB4700606
Monoclonal
Anti-Kappa...



Sigma-Aldrich
C7492
Monoclonal
Anti-...



Sigma-Aldric
MABT18
Anti-Delta
Antibody,




Anti-Mouse IgG (H+L), highly cross-adsorbed, CF™ 350 antibody produced in donkey

[All](#)

[Photos](#) (2)

Product No.	Clonality	Application	Species Reactivity	Citations	SDS
SAB4600009	polyclonal	FACS, ICC, IF, IHC	mouse		

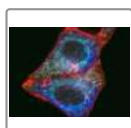


Anti-Mouse IgG (H+L), highly cross-adsorbed, CF™ 350 antibody produced in rabbit

[All](#)

[Photos](#) (2)

Product No.	Clonality	Application	Species Reactivity	Citations	SDS
SAB4600018	polyclonal	FACS, ICC, IF, IHC	mouse		

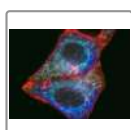


Anti-Mouse IgG (H+L), highly cross-adsorbed, CF™ 488A antibody produced in donkey

[All](#)

[Photos](#) (6)

Product No.	Clonality	Application	Species Reactivity	Citations	SDS
SAB4600035	polyclonal	FACS, ICC, IF, IHC	mouse	4	

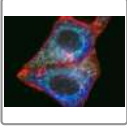


Anti-Mouse IgG (H+L), highly cross-adsorbed, CF™ 488A antibody produced in goat

[All](#)

[Photos](#) (6)

Product No.	Clonality	Application	Species Reactivity	Citations	SDS
SAB4600043	polyclonal	FACS, ICC, IF, IHC	mouse	4	

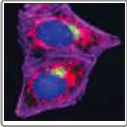


Anti-Mouse IgG (H+L), highly cross-adsorbed, CF™ 488A antibody produced in rabbit

[All](#)

[Photos](#) (6)

Product No.	Clonality	Application	Species Reactivity	Citations	SDS
SAB4600056	polyclonal	FACS, ICC, IF, IHC	mouse	4	

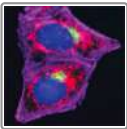


Anti-Mouse IgG (H+L), highly cross-adsorbed, CF™ 555 antibody produced in donkey

[All](#)

[Photos](#) (6)

Product No.	Clonality	Application	Species Reactivity	Citations	SDS
SAB4600060	polyclonal	FACS, ICC, IF, IHC	mouse	9	




Anti-Mouse IgG (H+L), highly cross-adsorbed, CF™ 555 antibody produced in goat

[All](#)

[Photos](#) (6)

Product No.	Clonality	Application	Species Reactivity	Citations	SDS
SAB4600067	polyclonal	FACS, ICC, IF, IHC	mouse	3	

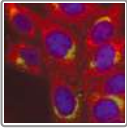


Anti-Mouse IgG (H+L), highly cross-adsorbed, CF™ 555 antibody produced in rabbit

[All](#)

[Photos](#) (2)

Product No.	Clonality	Application	Species Reactivity	Citations	SDS
SAB4600073	polyclonal	FACS, ICC, IF, IHC	mouse		

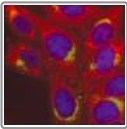


Anti-Mouse IgG (H+L), highly cross-adsorbed, CF™ 568 antibody produced in donkey

[All](#)

[Photos](#) (3)

Product No.	Clonality	Application	Species Reactivity	Citations	SDS
SAB4600075	polyclonal	FACS, ICC, IF, IHC	mouse	7	

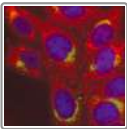


Anti-Mouse IgG (H+L), highly cross-adsorbed, CF™ 568 antibody produced in goat

[All](#)

[Photos](#) (3)

Product No.	Clonality	Application	Species Reactivity	Citations	SDS
SAB4600083	polyclonal	FACS, ICC, IF, IHC	mouse		




Anti-Mouse IgG (H+L), highly cross-adsorbed, CF™ 568 antibody produced in rabbit

[All](#)

[Photos](#) (3)

Product No.	Clonality	Application	Species Reactivity	Citations	SDS
SAB4600089	polyclonal	FACS, ICC, IF, IHC	mouse		




Anti-Mouse IgG (H+L), highly cross-adsorbed, CF™ 594 antibody produced in donkey

[All](#)

[Photos](#) (3)

Product No.	Clonality	Application	Species Reactivity	Citations	SDS
SAB4600098	polyclonal	FACS, ICC, IF, IHC	mouse	1	




Anti-Mouse IgG (H+L), highly cross-adsorbed, CF™ 594 antibody produced in goat

All

Photos (3)

Product No.	Clonality	Application	Species Reactivity	Citations	SDS
SAB4600106	polyclonal	FACS, ICC, IF, IHC	mouse		

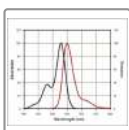


Anti-Mouse IgG (H+L), highly cross-adsorbed, CF™ 633 antibody produced in donkey

All

Photos (4)

Product No.	Clonality	Application	Species Reactivity	Citations	SDS
SAB4600131	polyclonal	FACS, ICC, IF, IHC	mouse	3	

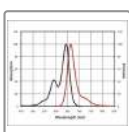


Anti-Mouse IgG (H+L), highly cross-adsorbed, CF™ 633 antibody produced in goat

All

Photos (4)

Product No.	Clonality	Application	Species Reactivity	Citations	SDS
SAB4600139	polyclonal	FACS, ICC, IF, IHC	mouse	1	




Anti-Mouse IgG (H+L), highly cross-adsorbed, CF™ 640R antibody produced in donkey

All

Photos (3)

Product No.	Clonality	Application	Species Reactivity	Citations	SDS
SAB4600154	polyclonal	FACS, ICC, IF, IHC	mouse	4	




Anti-Mouse IgG (H+L), highly cross-adsorbed, CF™ 640R antibody produced in goat

All

Photos (3)

Product No.	Clonality	Application	Species Reactivity	Citations	SDS
SAB4600162	polyclonal	FACS, ICC, IF, IHC	mouse		



Anti-Mouse IgG (H+L), highly cross-adsorbed, CF™ 647 antibody produced in donkey

All

Photos (2)

Product No.	Clonality	Application	Species Reactivity	Citations	SDS
SAB4600176	polyclonal	FACS, ICC, IF, IHC	mouse	3	




Anti-Mouse IgG (H+L), highly cross-adsorbed, CF™ 647 antibody produced in goat

All

Photos (4)

Product No.	Clonality	Application	Species Reactivity	Citations	SDS
SAB4600183	polyclonal	FACS, ICC, IF, IHC	mouse	4	

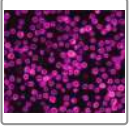


Anti-Mouse IgG (H+L), highly cross-adsorbed, CF™ 647 antibody produced in rabbit

All

Photos (2)

Product No.	Clonality	Application	Species Reactivity	Citations	SDS
SAB4600189	polyclonal	FACS, ICC, IF, IHC	mouse		

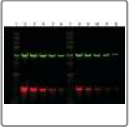


Anti-Mouse IgG (H+L), highly cross-adsorbed, CF™ 660C antibody produced in goat

[All](#)

[Photos](#) (2)

Product No.	Clonality	Application	Species Reactivity	Citations	SDS
SAB4600192	polyclonal	FACS, ICC, IF, IHC	mouse		

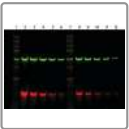


Anti-Mouse IgG (H+L), highly cross-adsorbed, CF™ 680 antibody produced in goat

[All](#)

[Photos](#) (3)

Product No.	Clonality	Application	Species Reactivity	Citations	SDS
SAB4600199	polyclonal	FACS, ICC, IF, IHC	mouse	6	




Anti-Mouse IgG (H+L), highly cross-adsorbed, CF™ 680 antibody produced in rabbit

[All](#)

[Photos](#) (3)

Product No.	Clonality	Application	Species Reactivity	Citations	SDS
SAB4600205	polyclonal	FACS, ICC, IF, IHC	mouse	1	




Anti-Mouse IgG (H+L), highly cross-adsorbed, CF™ 680R antibody produced in donkey

[All](#)

[Photos](#) (1)

Product No.	Clonality	Application	Species Reactivity	Citations	SDS
SAB4600207	polyclonal	FACS, ICC, IF, IHC	mouse	3	



Anti-Mouse IgG (H+L), highly cross-adsorbed, CF™ 680R antibody produced in goat

[All](#)

[Photos](#) (1)

Product No.	Clonality	Application	Species Reactivity	Citations	SDS
SAB4600209	polyclonal	FACS, ICC, IF, IHC	mouse		



Anti-Mouse IgG (H+L), highly cross-adsorbed, CF™ 770 antibody produced in goat

[All](#)

[Photos](#) (3)

Product No.	Clonality	Application	Species Reactivity	Citations	SDS
SAB4600214	polyclonal	FACS, ICC, IF, IHC	mouse	3	



Anti-Mouse IgG (whole molecule)-FITC antibody produced in goat

[All](#)

[Photos](#) (1)

Product No.	Clonality	Application	Species Reactivity	Citations	SDS
F9006	polyclonal	IF (d)		49	



Anti-Mouse IgG (whole molecule)-R-Phycoerythrin antibody produced in goat


[All](#)

[Photos](#) (1)

Product No.	Clonality	Application	Species Reactivity	Citations	SDS
P9287	polyclonal	IF		13	

[All Photos](#) (2) **Anti-Mouse IgG antibody, Goat monoclonal**

Product No.	Clonality	Application	Species Reactivity	Citations	SDS
SAB5600285	RMG07, monoclonal recombinant monoclonal	ELISA, FACS, ICC, IHC, IP, WB	mouse		



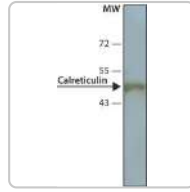
Anti-Mouse IgG Fab antibody, Goat monoclonal

[All Photos](#) (2)

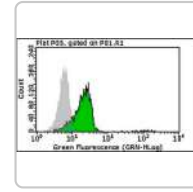
Product No.	Clonality	Application	Species Reactivity	Citations	SDS
SAB5600281	RMG05, monoclonal recombinant monoclonal	ELISA, FACS, ICC, IHC, IP, WB	mouse	1	




Sigma-Aldrich
SAB4700606
 Monoclonal
 Anti-Kappa...



Sigma-Aldrich
C7492
 Monoclonal
 Anti-...



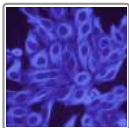
Sigma-Aldrich
MABT18
 Anti-Delta
 Antibody,



Anti-Mouse IgG Fc antibody, Goat monoclonal

[All Photos](#) (2)

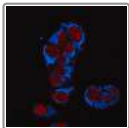
Product No.	Clonality	Application	Species Reactivity	Citations	SDS
SAB5600283	RMG06, monoclonal recombinant monoclonal	ELISA, FACS, ICC, IHC, IP, WB	mouse		



Anti-Mouse IgG1 (γ1), CF™ 350 antibody produced in goat

[All Photos](#) (1)


Product No.	Clonality	Application	Species Reactivity	Citations	SDS
SAB4600224	polyclonal	ELISA (i), FACS, ICC, IF, IHC, WB	mouse	3	



Anti-Mouse IgG1 (γ1), CF™ 405S antibody produced in goat

[All Photos](#) (1)

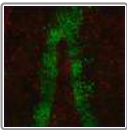
Product No.	Clonality	Application	Species Reactivity	Citations	SDS
SAB4600473	polyclonal	ELISA (i), FACS, ICC, IF, IHC, WB	mouse		
SAB4600474	polyclonal	ELISA (i), FACS, ICC, IF, IHC, WB	mouse		



Anti-Mouse IgG1 (γ1), CF™ 488A antibody produced in goat

[All Photos](#) (2)

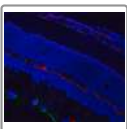
Product No.	Clonality	Application	Species Reactivity	Citations	SDS
SAB4600237	polyclonal	ELISA (i), FACS, ICC, IF, IHC, WB	mouse	1	
SAB4600238	polyclonal	ELISA (i), FACS, ICC, IF, IHC, WB	mouse	4	



Anti-Mouse IgG1 (γ1), CF™ 555 antibody produced in goat

[All Photos](#) (2)

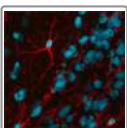
Product No.	Clonality	Application	Species Reactivity	Citations	SDS
SAB4600302	polyclonal	ELISA (i), FACS, ICC, IF, IHC, WB	mouse	6	
SAB4600301	polyclonal	ELISA (i), FACS, ICC, IF, IHC, WB	mouse		



Anti-Mouse IgG1 (γ1), CF™ 568 antibody produced in goat

[All Photos](#) (1)

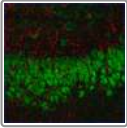
Product No.	Clonality	Application	Species Reactivity	Citations	SDS
SAB4600313	polyclonal	ELISA (i), FACS, ICC, IF, IHC, WB	mouse		
SAB4600314	polyclonal	ELISA (i), FACS, ICC, IF, IHC, WB	mouse	1	



Anti-Mouse IgG1 (γ1), CF™ 594 antibody produced in goat

[All Photos](#) (1)

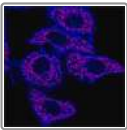
Product No.	Clonality	Application	Species Reactivity	Citations	SDS
SAB4600325	polyclonal	ELISA (i), FACS, ICC, IF, IHC, WB	mouse		
SAB4600326	polyclonal	ELISA (i), FACS, ICC, IF, IHC, WB	mouse		



Anti-Mouse IgG1 (γ 1), CF™ 633 antibody produced in goat

[All Photos](#) (2)

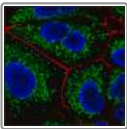
Product No.	Clonality	Application	Species Reactivity	Citations	SDS
SAB4600335	polyclonal	ELISA (i), FACS, ICC, IF, IHC, WB	mouse	2	
SAB4600336	polyclonal	ELISA (i), FACS, ICC, IF, IHC, WB	mouse		



Anti-Mouse IgG1 (γ 1), CF™ 640R antibody produced in goat

[All Photos](#) (1)

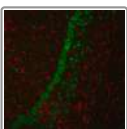
Product No.	Clonality	Application	Species Reactivity	Citations	SDS
SAB4600345	polyclonal	ELISA (i), FACS, ICC, IF, IHC, WB	mouse		



Anti-Mouse IgG1 (γ 1), CF™ 647 antibody produced in goat

[All Photos](#) (1)

Product No.	Clonality	Application	Species Reactivity	Citations	SDS
SAB4600353	polyclonal	ELISA (i), FACS, ICC, IF, IHC, WB	mouse	2	
SAB4600354	polyclonal	ELISA (i), FACS, ICC, IF, IHC, WB	mouse		



Anti-Mouse IgG1 (γ 1), CF™ 680 antibody produced in goat

[All Photos](#) (2)

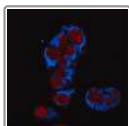
Product No.	Clonality	Application	Species Reactivity	Citations	SDS
SAB4600366	polyclonal	ELISA (i), FACS, ICC, IF, IHC, WB	mouse		



Anti-Mouse IgG2a (γ 2a), CF™ 350 antibody produced in goat

All
Photos (1)


Product No.	Clonality	Application	Species Reactivity	Citations	SDS
SAB4600226	polyclonal	ELISA (i), FACS, ICC, IF, IHC, WB	mouse		



Anti-Mouse IgG2a (γ2a), CF™ 405S antibody produced in goat

All
Photos (1)

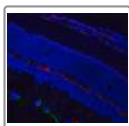
Product No.	Clonality	Application	Species Reactivity	Citations	SDS
SAB4600475	polyclonal	ELISA (i), FACS, ICC, IF, IHC, WB	mouse		
SAB4600476	polyclonal	ELISA (i), FACS, ICC, IF, IHC, WB	mouse	1	



Anti-Mouse IgG2a (γ2a), CF™ 488A antibody produced in goat

All
Photos (2)

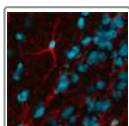
Product No.	Clonality	Application	Species Reactivity	Citations	SDS
SAB4600239	polyclonal	ELISA (i), FACS, ICC, IF, IHC, WB	mouse	6	
SAB4600240	polyclonal	ELISA (i), FACS, ICC, IF, IHC, WB	mouse		



Anti-Mouse IgG2a (γ2a), CF™ 568 antibody produced in goat

All
Photos (1)

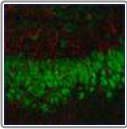
Product No.	Clonality	Application	Species Reactivity	Citations	SDS
SAB4600315	polyclonal	ELISA (i), FACS, ICC, IF, IHC, WB	mouse	1	



Anti-Mouse IgG2a (γ2a), CF™ 594 antibody produced in goat

**All
Photos (1)**

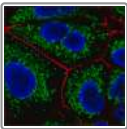
Product No.	Clonality	Application	Species Reactivity	Citations	SDS
SAB4600327	polyclonal	ELISA (i), FACS, ICC, IF, IHC, WB	mouse		
SAB4600328	polyclonal	ELISA (i), FACS, ICC, IF, IHC, WB	mouse	1	



Anti-Mouse IgG2a (γ2a), CF™ 633 antibody produced in goat

**All
Photos (2)**

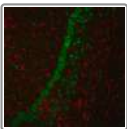
Product No.	Clonality	Application	Species Reactivity	Citations	SDS
SAB4600337	polyclonal	ELISA (i), FACS, ICC, IF, IHC, WB	mouse		



Anti-Mouse IgG2a (γ2a), CF™ 647 antibody produced in goat

**All
Photos (1)**

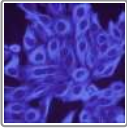
Product No.	Clonality	Application	Species Reactivity	Citations	SDS
SAB4600355	polyclonal	ELISA (i), FACS, ICC, IF, IHC, WB	mouse	1	
SAB4600356	polyclonal	ELISA (i), FACS, ICC, IF, IHC, WB	mouse		



Anti-Mouse IgG2a (γ2a), CF™ 680 antibody produced in goat

**All
Photos (2)**

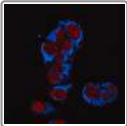
Product No.	Clonality	Application	Species Reactivity	Citations	SDS
SAB4600367	polyclonal	ELISA (i), FACS, ICC, IF, IHC, WB	mouse		
SAB4600368	polyclonal	ELISA (i), FACS, ICC, IF, IHC, WB	mouse		



Anti-Mouse IgG2b (γ2b), CF™ 350 antibody produced in goat

[All Photos](#) (1)


Product No.	Clonality	Application	Species Reactivity	Citations	SDS
SAB4600228	polyclonal	ELISA (i), FACS, ICC, IF, IHC, WB	mouse		



Anti-Mouse IgG2b (γ2b), CF™ 405S antibody produced in goat

[All Photos](#) (1)

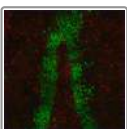
Product No.	Clonality	Application	Species Reactivity	Citations	SDS
SAB4600477	polyclonal	ELISA (i), FACS, ICC, IF, IHC, WB	mouse	1	
SAB4600478	polyclonal	ELISA (i), FACS, ICC, IF, IHC, WB	mouse		



Anti-Mouse IgG2b (γ2b), CF™ 488A antibody produced in goat

[All Photos](#) (2)

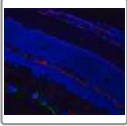
Product No.	Clonality	Application	Species Reactivity	Citations	SDS
SAB4600241	polyclonal	ELISA (i), FACS, ICC, IF, IHC, WB	mouse	1	



Anti-Mouse IgG2b (γ2b), CF™ 555 antibody produced in goat

[All Photos](#) (2)

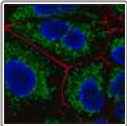
Product No.	Clonality	Application	Species Reactivity	Citations	SDS
SAB4600305	polyclonal	ELISA (i), FACS, ICC, IF, IHC, WB	mouse		
SAB4600306	polyclonal	ELISA (i), FACS, ICC, IF, IHC, WB	mouse		



Anti-Mouse IgG2b (γ2b), CF™568 antibody produced in goat

[All Photos](#) (1)

Product No.	Clonality	Application	Species Reactivity	Citations	SDS
SAB4600318	polyclonal	ELISA (i), FACS, ICC, IF, IHC, WB	mouse		



Anti-Mouse IgG2b (γ2b), CF™647 antibody produced in goat

[All Photos](#) (1)


Product No.	Clonality	Application	Species Reactivity	Citations	SDS
SAB4600357	polyclonal	ELISA (i), FACS, ICC, IF, IHC, WB	mouse		
SAB4600358	polyclonal	ELISA (i), FACS, ICC, IF, IHC, WB	mouse		



Anti-Mouse IgG2b (γ2b), CF™770 antibody produced in goat

[All Photos](#) (1)

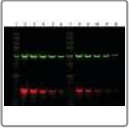
Product No.	Clonality	Application	Species Reactivity	Citations	SDS
SAB4600385	polyclonal	ELISA (i), FACS, ICC, IF, IHC, WB	mouse		



Anti-Mouse IgG3 antibody, Rabbit monoclonal

[All Photos](#) (2)

Product No.	Clonality	Application	Species Reactivity	Citations	SDS
SAB5600002	RM218, monoclonal recombinant monoclonal	ELISA, FACS, ICC, IHC, IP	mouse		



Anti-Mouse IgM (μ chain), CF[™]770 antibody produced in goat

[All](#)


[Photos](#) (1)

Product No.	Clonality	Application	Species Reactivity	Citations	SDS
SAB4600483	polyclonal	ELISA (i), FACS, ICC, IF, IHC, WB	mouse		

**All
Photos** (1)


**Anti-mouse Integrin alphaV Antibody, clone RMV-7
(Preservative free)**

Product No.	Clonality	Application	Species Reactivity	Citations	SDS
CBL1346Z-I	RMV-7, monoclonal	FACS, IP, WB	mouse	2	




Anti-Mouse Integrin α 5/CD49e (5H10-27) ColorWheel[®] Dye-Ready mAb

**All
Photos** (4)

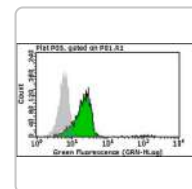
Product No.	Clonality	Application	Species Reactivity	Citations	SDS
CWA-1139	5H10-27, monoclonal	FACS	mouse		




Sigma-Aldrich
SAB4700606
Monoclonal
Anti-Kappa...



Sigma-Aldrich
C7492
Monoclonal
Anti-...




Sigma-Aldrich
MABT18
Anti-Delta
Antibody,



Anti-Mouse Ly-6C (HK1.4) ColorWheel® Dye-Ready mAb

[All Photos](#) (6)


Product No.	Clonality	Application	Species Reactivity	Citations	SDS
CWA-1109	HK1.4, monoclonal	FACS	mouse		



Anti-Mouse Ly-6G/Ly-6C (RB6-8C5) ColorWheel® Dye-ready mAb

[All Photos](#) (7)


Product No.	Clonality	Application	Species Reactivity	Citations	SDS
CWA-1051	RB6-8C5, monoclonal	FACS	mouse		



Anti-Mouse MHC II (M5/114.15.2) ColorWheel® Dye-Ready mAb

[All Photos](#) (6)


Product No.	Clonality	Application	Species Reactivity	Citations	SDS
CWA-1081	M5/114.15.2, monoclonal	FACS	mouse		



Anti-Mouse MHCII/I-A (NIMR-4) ColorWheel® Dye-Ready mAb


[All Photos](#) (7)

Product No.	Clonality	Application	Species Reactivity	Citations	SDS
CWA-1135	NIMR-4, monoclonal	FACS	mouse		



Anti-Mouse PD-L1/CD274 (10F.9G2) ColorWheel® Dye-Ready mAb

All Photos (7)


Product No.	Clonality	Application	Species Reactivity	Citations	SDS
CWA-1131	10F.9G2, monoclonal	FACS	mouse		



Anti-Mouse Polyvalent Immunoglobulins (G,A,M)-FITC antibody produced in goat


All Photos (1)


Product No.	Clonality	Application	Species Reactivity	Citations	SDS
F1010	polyclonal	IF (d)		24	



Anti-Mouse Sca-1 (D7) Colorwheel® Dye-Ready mAb


All Photos (6)


Product No.	Clonality	Application	Species Reactivity	Citations	SDS
CWA-1075	D7, monoclonal	FACS	mouse		



Anti-Mouse TCR β (H57-597) ColorWheel® Dye-Ready mAb


All Photos (9)


Product No.	Clonality	Application	Species Reactivity	Citations	SDS
CWA-1134	H57-597, monoclonal	FACS	mouse		



Anti-Mouse TER-119/Ly-76 (TER-119) ColorWheel® Dye-Ready mAb

All Photos (6)


Product No.	Clonality	Application	Species Reactivity	Citations	SDS
CWA-1050	TER-119, monoclonal	FACS	mouse		



Anti-Mouse TIM-4 (RMT4-54) ColorWheel® Dye-Ready mAb

[All Photos](#) (4)

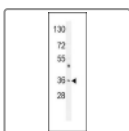
Product No.	Clonality	Application	Species Reactivity	Citations	SDS
CWA-1155	RMT4-54, monoclonal	FACS	mouse		



Anti-MPL antibody produced in mouse

[All Photos](#) (2)

Product No.	Clonality	Application	Species Reactivity	Citations
SAB1406140	polyclonal	FACS, WB	human	1




ANTI-M6PR(C-TERMINAL) antibody produced in rabbit

Synonym(s): 46 kDa mannose 6-phosphate receptor, Cation-dependent mannose-6-phosphate receptor, M6PR, MPR46, MPRD

[All Photos](#) (1)

Product No.	Clonality	Application	Species Reactivity	Citations	SDS
SAB1306988	polyclonal	FACS, IF, WB	human		



Anti-MR1 Antibody, clone 26.5

[All Photos](#) (1)



Product No.	Clonality	Application	Species Reactivity	Citations	SDS
MABF2075	26.5, monoclonal	FACS, IP	rat, bovine, mouse, human		

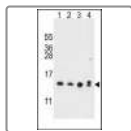


Anti-MRC1 Antibody, clone 1C9 ZooMAb® Rabbit Monoclonal

Synonym(s): C-type lectin domain family 13 member D, C-type lectin domain family 13 member D-like, CD206, Human mannose receptor, MMR, Macrophage mannose receptor 1, Macrophage mannose receptor 1-like protein 1, hMR

[All Photos](#) (12)

Product No.	Clonality	Application	Species Reactivity	Citations	SDS
ZRB1440	1C9, monoclonal recombinant monoclonal	FACS, ICC, IHC, WB, affinity binding assay	mouse, human		 




ANTI-MRFAP1 (N-TERM) antibody produced in rabbit

Synonym(s): MORF4 family-associated protein 1, MRFAP1, PAM14, PGR1, Protein PGR1, Protein associated with MRG of 14 kDa

**All
Photos** (1)

Product No.	Clonality	Application	Species Reactivity	Citations	SDS
SAB1302940	polyclonal	FACS, IHC, WB	mouse, hamster, human		



Anti-MRGPRX2 antibody produced in mouse



All Photos (2)

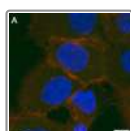
Product No.	Clonality	Application	Species Reactivity	Citations	SDS
SAB1408259	polyclonal	FACS, WB	human	4	



Anti-MRP2 Antibody, clone 1B2 ZooMAb[®] Rabbit Monoclonal



**All
Photos** (12)

Product No.	Clonality	Application	Species Reactivity	Citations	SDS
ZRB2029	1B2, recombinant monoclonal	FACS, ICC, IHC, WB, affinity binding assay	human		 



Anti-MRP1 Antibody, clone 1H8 ZooMAb[®] Rabbit Monoclonal

**All
Photos (8)**

Product No.	Clonality	Application	Species Reactivity	Citations	SDS
ZRB1968	1H8, recombinant monoclonal	FACS, ICC, WB	human	 	



Anti-MRP1 Antibody, clone MRPm5

All Photos (1)

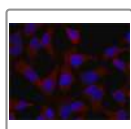
Product No.	Clonality	Application	Species Reactivity	Citations	SDS
MAB4147	MRPm5, monoclonal	FACS, IHC (p), WB	human	6	



Anti-MRP1 Antibody, clone QCRL-1

All Photos (1)

Product No.	Clonality	Application	Species Reactivity	Citations	SDS
MAB4100	QCRL-1, monoclonal	FACS, ICC, IHC (p), WB	human	16	




Anti-MRP1 antibody, Mouse monoclonal

Synonym(s): Anti-Multidrug Resistance Associated Protein 1

All Photos (1)

Product No.	Clonality	Application	Species Reactivity	Citations	SDS
M9067	QCRL-1, monoclonal	FACS, ICC, IHC, IP, WB	human	4	



Anti-MRP8/ABCC11 antibody produced in goat

Synonym(s): Anti-ATP-binding cassette transporter MRP8, Anti-CFTR/MRP (sub-family C), Anti-EWWD

**All
Photos (1)**


Product No.	Clonality	Application	Species Reactivity	Citations
SAB2500647	polyclonal	ELISA (i), FACS, IF, IHC, WB	human, canine, bovine	



Anti-MS4A1 antibody produced in mouse

[All Photos](#) (4)

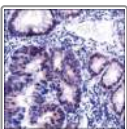
Product No.	Clonality	Application	Species Reactivity	Citations
SAB1405580	polyclonal	FACS, IHC (p), WB	human	13



Anti-MS4A4A Antibody, clone 3F2

[All Photos](#) (3)


Product No.	Clonality	Application	Species Reactivity	Citations	SDS
MABC1174	3F2, monoclonal	FACS	human		



Anti-MSH2 antibody, Rabbit monoclonal

[All Photos](#) (2)


Product No.	Clonality	Application	Species Reactivity	Citations	SDS
SAB5500144	SP46, monoclonal	FACS, IHC	human (tested)		



Anti-MSN Antibody, clone 2C12

[All Photos](#) (2)

Product No.	Clonality	Application	Species Reactivity	Citations	SDS
MABT456	2C12, monoclonal	FACS, IHC, WB	human		



Anti-MSR1/CD204 Antibody

[All Photos](#) (2)

Product No.	Clonality	Application	Species Reactivity	Citations	SDS
ABF114	polyclonal	FACS, WB	mouse, human		



Anti-MST1R/CD136 Antibody




[All Photos](#) (1)

Product No.	Clonality	Application	Species Reactivity	Citations	SDS
MABC1782	3G4, monoclonal	ELISA, FACS, ICC, IF, WB	human		

All

Photos (6)

Anti-MT-CO2 Antibody, clone 1F12 ZooMAb[®] Rabbit Monoclonal

Product No.	Clonality	Application	Species Reactivity	Citations	SDS
ZRB2796	recombinant monoclonal	FACS, IHC, WB, affinity binding assay	human	  	





All

Photos (24)

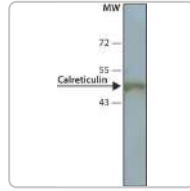
Anti-MUC1 Antibody, clone 1F23 ZooMAb[®] Rabbit Monoclonal

Synonym(s): Breast carcinoma-associated antigen DF3, CA 15-3, CD227, Cancer antigen 15-3, Carcinoma-associated mucin, EMA, Episialin, H23AG, KL-6, Krebs von den Lungen-6, Mucin-1, PEM, PEMT, PUM, Peanut-reactive urinary mucin, Polymorphic epithelial mucin, Tumor-associated epithelial membrane antigen, Tumor-associated mucin

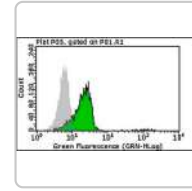
Product No.	Description	SDS
ZRB1016	recombinant, expressed in HEK 293 cells	 



Sigma-Aldrich
SAB4700606
 Monoclonal
 Anti-Kappa...



Sigma-Aldrich
C7492
 Monoclonal
 Anti-...



Sigma-Aldric
MABT18
 Anti-Delta
 Antibody,



Anti-MUC1/episialin Antibody, clone 214D4



[All Photos](#) (1)

Product No.	Description	SDS
05-652	clone 214D4, Upstate [®] , from mouse	



Anti-MUC5AC Antibody, clone CLH2 ZooMAb[®] Mouse Monoclonal

[All Photos](#) (12)

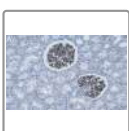
Product No.	Clonality	Application	Species Reactivity	Citations	SDS
ZMS1133	CLH2, recombinant monoclonal	FACS, ICC, IHC, WB	human, mouse	 	



Anti-Mucin13 Antibody, clone C14



[All Photos](#) (1)


Product No.	Description	SDS
MABC1133		



Anti-Mucin-14/EMCN Antibody, clone 1E8 ZooMAb[®] Rabbit Monoclonal

All Photos (15)

Product No.	Clonality	Application	Species Reactivity	Citations	SDS
ZRB2292	1E8, recombinant monoclonal	FACS, ICC, IHC, WB, affinity binding assay	human, mouse	 	



Anti-MULT1 Antibody, clone 1D6

All Photos (1)

Product No.	Clonality	Application	Species Reactivity	Citations	SDS
MABS1906	1D6, monoclonal	ELISA, FACS, ICC	mouse		



Anti-Multi-Drug Resistance Related Protein Antibody, clone MRPm6



All Photos (1)

Product No.	Clonality	Application	Species Reactivity	Citations	SDS
MAB4122	MRPm6, monoclonal	FACS, IHC, WB	human	3	



Anti-Musashi-1 Antibody, clone 2I14 ZooMAb[®] Rabbit Monoclonal

All Photos (9)

Product No.	Clonality	Application	Species Reactivity	Citations	SDS
ZRB2108	2I14, recombinant monoclonal	FACS, IHC, WB, affinity binding assay	human, mouse	 	

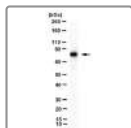


Anti-Muscle Satellite Cells Antibody, clone SM C-2.6



Photos (1)

Product No.	Clonality	Application	Species Reactivity	Citations	SDS
MABT857M	SM/C-2.6, monoclonal	FACS, IF, IHC	mouse		



Anti-MxA, clone M143 (CL143)

All Photos (1)

Product No.	Clonality	Application	Species Reactivity	Citations	SDS
MABF938	CL143, monoclonal	FACS, IHC, WB	guinea pig, human, mouse, rat	15	




Anti-MXD3 (C-terminal) antibody produced in goat

Synonym(s): Anti-MAD3, Anti-MGC2383, Hypothetical protein MGC2383, MAX dimerization protein 3

All
Photos (1)

Product No.	Clonality	Application	Species Reactivity	Citations	SDS
SAB2501645	polyclonal	ELISA (i), FACS, IF	human		



Anti-MXRA8 Antibody, clone 9E9

All Photos (1)

Product No.	Clonality	Application	Species Reactivity	Citations	SDS
MABF3137	9E9, monoclonal	FACS, WB, inhibition assay	human		



ANTI-MYBPHL (N-TERM) antibody produced in rabbit

Synonym(s): MYBPHL, Myosin-binding protein H-like

All Photos (2)

Product No.	Clonality	Application	Species Reactivity	Citations	SDS
SAB1302811	polyclonal	FACS, IF, IHC, WB	human		



Anti-MYD88 antibody produced in goat



Synonym(s): Anti-Myeloid differentiation primary response gene (88)

[Photos](#) (6)


Product No.	Clonality	Application	Species Reactivity	Citations	SDS
SAB2500664	polyclonal	ELISA (i), FACS, IF, IHC, WB	rat, canine, mouse, chimpanzee, human	1	



Anti-Myelin Oligodendrocyte Glycoprotein (MOG) Antibody

[All Photos](#) (1)


Product No.	Clonality	Application	Species Reactivity	Citations	SDS
MAB5680	8-18C5, monoclonal	FACS, ICC, IHC, WB	rat, mouse	73	



Anti-Myeloid lineage Antibody, clone OX-82

[All Photos](#) (1)

Product No.	Clonality	Application	Species Reactivity	Citations	SDS
MABF2755	OX-82, monoclonal	FACS	rat		



Anti-Myeloperoxidase Antibody



[All Photos](#) (2)

Product No.	Clonality	Application	Species Reactivity	Citations	SDS
07-496-I	polyclonal	FACS, WB	human	7	

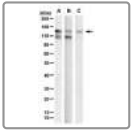


Anti-Myeloperoxidase Antibody, clone 1F8 ZooMAb[®] Rabbit Monoclonal

[All Photos](#) (9)

Product No.	Clonality	Application	Species Reactivity	Citations	SDS
ZRB1840	1F8, recombinant monoclonal	FACS, IHC, WB, affinity	mouse, human, rat		 

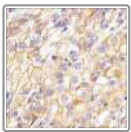
Product No.	Clonality	Application	Species Reactivity	Citations	SDS
		binding assay			



Anti-N-Cadherin Antibody, clone 8C11

[All Photos](#) (2)

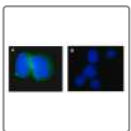
Product No.	Clonality	Application	Species Reactivity	Citations	SDS
MABF3160	8C11, monoclonal	FACS, ICC, WB, inhibition assay	hamster, human		



Anti-N-Cadherin, Rabbit monoclonal

[All Photos](#) (2)


Product No.	Clonality	Application	Species Reactivity	Citations	SDS
SAB550023	SP90, monoclonal	FACS, IHC	human (tested)	1	



Anti-Na⁺/K⁺ ATPase α -1 Antibody, clone C464.6, Alexa Fluor[™] 488

[All Photos](#) (1)

Product No.	Clonality	Application	Species Reactivity	Citations	SDS
16-243	C464.6, monoclonal	FACS, ICC, WB	pig, rat, <i>Xenopus</i> , human, rabbit, mouse, monkey, canine	14	



Anti-Na⁺/K⁺ ATPase α -1 Antibody, clone C464.6, Alexa Fluor[™] 555



[All Photos](#) (2)

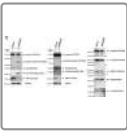
Product No.	Clonality	Application	Species Reactivity	Citations	SDS
05-369X-555	C464.6, monoclonal	FACS, IF, WB	mouse, human, rabbit, <i>Xenopus</i> , sheep, monkey, canine, pig, rat	1	



Anti-Na⁺/K⁺ ATPase α 1 Antibody, clone 2M18
ZooMAb[®] Rabbit Monoclonal

All
Photos (11)

Product No.	Clonality	Application	Species Reactivity	Citations	SDS
ZRB1574	2M18, recombinant monoclonal	FACS, ICC, IHC (p), WB	human, monkey, mouse	 	



Anti-Nanog Antibody

All Photos (2)



Product No.	Clonality	Application	Species Reactivity	Citations	SDS
AB9220	polyclonal	FACS, WB	mouse, human	19	



Anti-Nanog Antibody, clone 4C17 ZooMAb[®] Rabbit Monoclonal

Synonym(s): Homeobox protein NANOG, Homeobox transcription factor Nanog, hNanog

All
Photos (15)


Product No.	Clonality	Application	Species Reactivity	Citations	SDS
ZRB1566	4C17, monoclonal recombinant monoclonal	FACS, ICC, IHC, WB, affinity binding assay	human	 	



Anti-NCAM Antibody, extracellular, clone ERIC-1, Azide free

All
Photos (1)

Product No.	Clonality	Application	Species Reactivity	Citations	SDS
MAB2120Z	ERIC-1, monoclonal	ELISA, IHC, WB	human, pig	4	



Anti-Nectin-1/PVRL1 (CD111) Antibody, clone R1.302

[All Photos](#) (1)



Product No.	Clonality	Application	Species Reactivity	Citations	SDS
MABT61	R1.302.12, monoclonal	FACS, IF	human	1	




Anti-Nectin-2/CD112 Antibody, clone 2H6 ZooMAb[®] Rabbit Monoclonal

Synonym(s): CD112, Herpes virus entry mediator B, Herpesvirus entry mediator B, HveB, Nectin cell adhesion molecule 2, Poliovirus receptor-related protein 2

[All Photos](#) (12)

Product No.	Description	SDS
ZRB1029	recombinant, expressed in HEK 293 cells	 



Anti-Nectin-2/PVRL2 antibody, Mouse monoclonal

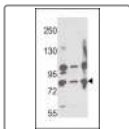
Synonym(s): Monoclonal Anti-Nectin-2/PVRL2 antibody produced in mouse, Anti-CD112, Anti-HVEB, Anti-PRR2, Anti-PVRL2, Anti-PVRR2, Anti-Poliiovirus receptor-related 2 (herpesvirus entry mediator B)

[All Photos](#) (2)

Product No.	Clonality	Application	Species Reactivity	Citations	SDS
SAB4200369	R2.5254.2, monoclonal	ELISA (i), FACS, ICC, WB	rat, human, monkey, mouse	8	

All Photos (1) **Anti-Nectin-3/PVRL3 (CD113) Antibody, clone N3.12.4**

Product No.	Clonality	Application	Species Reactivity	Citations	SDS
MABT63	N3.12.4, monoclonal	FACS	human	1	



ANTI-NEPRILYSIN(C-TERMINAL) antibody produced in rabbit


Synonym(s): Atriopeptidase, Common acute lymphocytic leukemia antigen, EPN, MME, Neprilysin

All Photos (1)

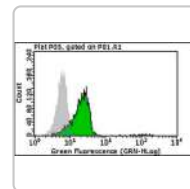
Product No.	Clonality	Application	Species Reactivity	Citations	SDS
SAB1306524	polyclonal	FACS, IHC, WB	human		



Sigma-Aldrich
SAB4700606
Monoclonal
Anti-Kappa...



Sigma-Aldrich
C7492
Monoclonal
Anti-...






Sigma-Aldric
MABT18
Anti-Delta
Antibody,



Anti-Nephrilysin/CD10 Antibody, clone 1C22 ZooMAb[®] Rabbit Monoclonal

[All Photos \(7\)](#)

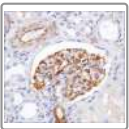
Product No.	Clonality	Application	Species Reactivity	Citations	SDS
ZRB2696	recombinant monoclonal	FACS, ICC, IHC, WB, affinity binding assay	mouse, rat, human	  	



Anti-Nerve Growth Factor Receptor Antibody, p75, Alexa Fluor[™] 488

[All Photos \(1\)](#)

Product No.	Clonality	Application	Species Reactivity	Citations	SDS
MAB5386X	ME20.4, monoclonal	FACS, ICC	rabbit, human, pig, sheep	2	



Anti-Nestin antibody, Rabbit monoclonal

[All Photos \(2\)](#)

Product No.	Clonality	Application	Species Reactivity	Citations	SDS
SAB5500150	SP103, monoclonal	FACS, ICC, IHC	human (tested)		



Anti-Neuroblasts Antibody, clone Nilo2

[All Photos \(1\)](#)

Product No.	Clonality	Application	Species Reactivity	Citations	SDS
MABD402	Nilo2, monoclonal	FACS, IHC, IP, MRI, WB, inhibition assay	mouse		



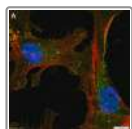
Anti-Neuroigin 2 antibody produced in goat



Synonym(s): Anti-KIAA1366, Anti-NLGN2



All Photos (1)

Product No.	Clonality	Application	Species Reactivity	Citations	SDS
SAB2500686	polyclonal	ELISA, FACS, IF, WB	human	1	



Anti-Neuropilin-1 Antibody, clone 1H21 ZooMAb[®] Rabbit Monoclonal



All Photos (9)


Product No.	Clonality	Application	Species Reactivity	Citations	SDS
ZRB1925	1H21, recombinant monoclonal	FACS, ICC, WB, affinity binding assay	human	 	



Anti-Neutrophil Elastase Antibody, clone 1B2 ZooMAb[®] Rabbit Monoclonal

All Photos (13)


Product No.	Clonality	Application	Species Reactivity	Citations	SDS
ZRB1927	1B2, recombinant monoclonal	FACS, ICC, IHC, WB, affinity binding assay	human	 	



Anti-NFκB Antibody, p65 subunit, active subunit, clone 12H11

All Photos (2)


Product No.	Clonality	Application	Species Reactivity	Citations
MAB3026	12H11, monoclonal	EMSA, FACS, ICC, IF, IHC (p), WB	human, rabbit, rat	88



Anti-NG2 Chondroitin Sulfate Proteoglycan Antibody, clone 7.1

All Photos (1)

Product No.	Clonality	Application	Species Reactivity	Citations	SDS
MAB5520	7.1, monoclonal	FACS, WB	human	2	
MAB5520-I	7.1, monoclonal	FACS, IP	human		



ANTI-NGFB (CENTER) antibody produced in rabbit

Synonym(s): Beta-nerve growth factor, NGF, NGFB

All Photos (1)

Product No.	Clonality	Application	Species Reactivity	Citations	SDS
SAB1306570	polyclonal	FACS, IF, IHC, WB	human	5	



Anti-Nitric Oxide Synthase, Inducible antibody, Mouse monoclonal

All Photos (4)

Product No.	Clonality	Application	Species Reactivity	Citations	SDS
SAB4200766	NOS-IN, monoclonal	FACS, IHC	human, mouse, rat, plant	8	



Anti-Nitrotyrosine Antibody, clone 1A6, Alexa Fluor™ 488 conjugate

All Photos (1)


Product No.	Clonality	Application	Species Reactivity	Citations	SDS
16-226	1A6, monoclonal	FACS, WB	vertebrates	18	



Anti-Nitrotyrosine Antibody, clone 1A6, Alexa Fluor™ 555 conjugate

All Photos (1)

Product No.	Clonality	Application	Species Reactivity	Citations
16-227	1A6, monoclonal	FACS, WB	vertebrates	13



Anti-NK1.1 (mouse) Antibody, clone PK136, Azide Free

All Photos (1)


Product No.	Clonality	Application	Species Reactivity	Citations	SDS
MABF1495Z	PK136, monoclonal	FACS, IP, activity assay	mouse	3	



Anti-NKG2A/C/E Antibody

All Photos (1)


Product No.	Clonality	Application	Species Reactivity	Citations	SDS
MABF2689	2D5, monoclonal	FACS, inhibition assay	mouse		



Anti-NKG2D (CD314) Antibody, clone 1D11

All Photos (2)

Product No.	Clonality	Application	Species Reactivity	Citations	SDS
MABF1032	1D11, monoclonal	FACS, IHC, IP	human		



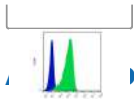
Anti-NKG2D/CD314 Antibody, clone A10

All Photos (1)

Product No.	Clonality	Application	Species Reactivity	Citations	SDS
MABF3034	A10, monoclonal	FACS, inhibition assay	mouse		



Anti-NKp46 (CD335) Antibody, clone 461-G1



tos (1)


Product No.	Clonality	Application	Species Reactivity	Citations	SDS
MABF2059	461-G1, monoclonal	ELISA, FACS	human		



Anti-NKp46 (CD335) Antibody, clone D2-9A5

[All Photos](#) (1)

Product No.	Description	SDS
MABF2058		



Anti-NKp46 (CD335) Antibody, clone WEN23

[All Photos](#) (1)

Product No.	Clonality	Application	Species Reactivity	Citations	SDS
MABF1970M	WEN23, monoclonal	FACS, IHC, IP, WB	rat		



Anti-NKp44 (CD336) Antibody, clone 3.43.13

[All Photos](#) (1)

Product No.	Description	SDS
MABF2250		



Anti-NKp30 (CD337) Antibody

[All Photos](#) (1)

Product No.	Clonality	Application	Species Reactivity	Citations	SDS
MABF2237	1C01, monoclonal	FACS, ICC, IP, WB, activity assay	human		



ANTI-NKPD1(C-TERMINAL) antibody produced in rabbit



Synonym(s): NKPD1, NTPase KAP family P-loop domain-containing protein 1

[All Photos](#) (1)


Product No.	Clonality	Application	Species Reactivity	Citations	SDS
SAB1306939	polyclonal	FACS, WB	mouse, human		



Anti-NKR-P1B (CD161b) Antibody, clone 2D12

[All Photos](#) (1)


Product No.	Description	SDS
MABF2115		



Anti-NKR-P1B (CD161b) Antibody, clone Stok27

[All Photos](#) (1)


Product No.	Clonality	Application	Species Reactivity	Citations	SDS
MABF1971M	Stok27, monoclonal	FACS, IP	rat		



Anti-NKR-P1G Antibody, clone ADA3

[All Photos](#) (1)


Product No.	Clonality	Application	Species Reactivity	Citations	SDS
MABF1986M	ADA3, monoclonal	FACS, IP	rat		



Anti-NLGN4X Antibody, clone CSTEM30

[All Photos](#) (1)

Product No.	Clonality	Application	Species Reactivity	Citations	SDS
MABN2301	CSTEM30, monoclonal	ELISA, FACS, ICC	human		




Anti-NLRC5 Antibody, clone 3H8

All Photos (2)

Product No.	Clonality	Application	Species Reactivity	Citations	SDS
MABF260	3H8, monoclonal	FACS, IP, WB	human	4	

All Photos (2) Anti-NLRP12 Antibody

Product No.	Clonality	Application	Species Reactivity	Citations	SDS
ABF24	polyclonal	FACS, WB	rat	1	




Anti-NLRP10 Antibody, clone 8H2

All Photos (2)

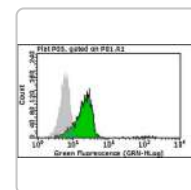
Product No.	Clonality	Application	Species Reactivity	Citations	SDS
MABC293	8H2, monoclonal	FACS, ICC, WB	human	1	




Sigma-Aldrich
SAB4700606
Monoclonal
Anti-Kappa...



Sigma-Aldrich
C7492
Monoclonal
Anti-...



Sigma-Aldric
MABT18
Anti-Delta
Antibody,



Anti-NOD1/CARD4 Antibody, clone 021

All Photos (2)


Product No.	Clonality	Application	Species Reactivity	Citations	SDS
MABF215	021, monoclonal	FACS, WB	human		



Anti-Notch 1 Antibody, extracellular, clone 8G10

All Photos (1)

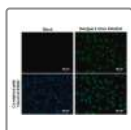
Product No.	Clonality	Application	Species Reactivity	Citations
MAB5414	8G10, monoclonal	FACS, IHC, WB	mouse, rat	5



Anti-NPY5R antibody produced in mouse

All Photos (2)

Product No.	Clonality	Application	Species Reactivity	Citations
SAB1406193	polyclonal	FACS, WB	human	




Anti-NS3 antibody produced in rabbit

Synonym(s): Dengue virus 2 Nonstructural protein NS3, Non-structure protein 3

All Photos (8)

Product No.	Clonality	Application	Species Reactivity	Citations	SDS
SAB2700181	polyclonal	FACS, IF, IHC, WB	Dengue virus	33	




Anti-NS1 antibody produced in rabbit

Synonym(s): Dengue virus 2 Nonstructural protein NS1, Non-structure protein 1

All Photos (8)


Product No.	Clonality	Application	Species Reactivity	Citations	SDS
SAB2700186	polyclonal	ELISA, FACS, IF, WB	Dengue virus	4	



Anti-Nuclear Spliceosomes Antibody, clone 780-3

All Photos (1)

Product No.	Clonality	Application	Species Reactivity	Citations	SDS
MAB1286-I	780-3, monoclonal	EM, FACS, IF, WB	human		



Anti-Nuclei Antibody, clone 3E1.3



[All Photos](#) (1)

Product No.	Clonality	Application	Species Reactivity	Citations	SDS
MAB4383	3E1.3, monoclonal	FACS, ICC, IHC	human	41	



Anti-Nuclei Antibody, clone 3E1.3 ZooMAb[®] Mouse Monoclonal

[All Photos](#) (19)

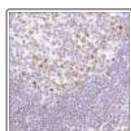
Product No.	Clonality	Application	Species Reactivity	Citations	SDS
ZMS1056	3E1.3, recombinant monoclonal	FACS, ICC, IHC (p)	human		 



Anti-Nucleolin Antibody, clone 364-5-10-5

[All Photos](#) (1)


Product No.	Clonality	Application	Species Reactivity	Citations	SDS
MABC587-I	364-5-10-5, monoclonal	FACS, ICC, IHC (p), WB	mouse, human		



Anti-Nucleophosmin antibody, Rabbit monoclonal

[All Photos](#) (3)

Product No.	Clonality	Application	Species Reactivity	Citations	SDS
SAB5500154	SP236, monoclonal	FACS, IHC	human (tested)	2	

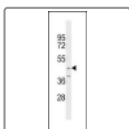


ANTI-NUDT19 (CENTER) antibody produced in rabbit

Synonym(s): NUDT19, Nucleoside diphosphate-linked moiety X motif 19, mitochondrial

[All Photos](#) (1)

Product No.	Clonality	Application	Species Reactivity	Citations	SDS
SAB1301882	polyclonal	FACS, WB	human		

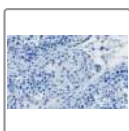


ANTI-OC90 (CENTER) antibody produced in rabbit

Synonym(s): OC90, Otoconin-90, PLA2L



[All Photos](#) (1)

Product No.	Clonality	Application	Species Reactivity	Citations
SAB1301628	polyclonal	FACS, WB	human	1



Anti-OCT4 Antibody, clone 4N8, ZooMAb[®] Rabbit Monoclonal



[All Photos](#) (11)


Product No.	Clonality	Application	Species Reactivity	Citations	SDS
ZRB1101	4N8, recombinant monoclonal	FACS, ICC, IHC (p), WB	human, mouse	1	 



Anti-Oct-4 Antibody, clone 10H11.2 ZooMAb[®] Mouse Monoclonal

[All Photos](#) (7)


Product No.	Clonality	Application	Species Reactivity	Citations	SDS
ZMS1171	10H11.2, recombinant monoclonal	FACS, ICC, IHC, WB	mouse, human		 



Anti-Oct-4 Antibody, clone 10H11.2, Alexa Fluor™ 488 conjugate

[All Photos](#) (2)

Product No.	Clonality	Application	Species Reactivity	Citations	SDS
FCMAB113A4	10H11.2, monoclonal	FACS, ICC	human	4	



Anti-OCT-4 [POU5F1] Antibody, clone 7F9.2

[All Photos](#) (3)

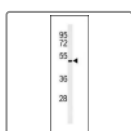
Product No.	Clonality	Application	Species Reactivity	Citations	SDS
MAB4419	7F9.2, monoclonal	FACS, ICC, WB	human, mouse	24	



Anti-Opioid Receptor Antibody, δ , pain, NT

[All Photos](#) (2)

Product No.	Clonality	Application	Species Reactivity	Citations	SDS
AB1560	polyclonal	FACS, IHC, WB	mouse, human, rat	20	

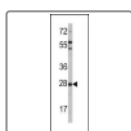


ANTI-OPN1MW (N-TERM) antibody produced in rabbit

Synonym(s): GCP, GOP, Green cone photoreceptor pigment, Green-sensitive opsin, OPN1MW

[All Photos](#) (1)

Product No.	Clonality	Application	Species Reactivity	Citations	SDS
SAB1301630	polyclonal	FACS, WB	human	3	



ANTI-OPRS1(N-TERMINAL) antibody produced in rabbit

Synonym(s): Aging-associated gene 8 protein, OPRS1, SIGMAR1, SRBP, Sigma non-opioid intracellular receptor 1

[All Photos](#) (1)

Product No.	Clonality	Application	Species Reactivity	Citations	SDS
SAB1305361	polyclonal	FACS, WB	human		

Product No.	Clonality	Application	Species Reactivity	Citations	SDS
-------------	-----------	-------------	--------------------	-----------	-----




Anti-ORP5 (OBPH1) antibody produced in goat

Synonym(s): Anti-DKFZp586H1719, Anti-FLJ31948, Anti-KIAA1534, Anti-OBPH1, Anti-OSBPL5

[All Photos](#) (7)

Product No.	Clonality	Application	Species Reactivity	Citations	SDS
SAB2500725	polyclonal	ELISA (i), FACS, IF, IHC, WB	human, mouse		

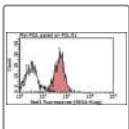


ANTI-OST ALPHA(C-TERMINAL) antibody produced in rabbit

Synonym(s): OSTA, Organic solute transporter subunit alpha

[All Photos](#) (1)


Product No.	Clonality	Application	Species Reactivity	Citations	SDS
SAB1306154	polyclonal	FACS, WB	human	1	



Anti-OX40L (CD252) Antibody, clone RM134L

[All Photos](#) (1)


Product No.	Clonality	Application	Species Reactivity	Citations	SDS
04-1470	RM134L, monoclonal	FACS, IHC	mouse	1	



Anti-p62 (Sequestosome-1) Antibody, clone 11C9.2

[All Photos](#) (4)

Product No.	Clonality	Application	Species Reactivity	Citations	SDS
MABC32	11C9.2, monoclonal	FACS, ICC, WB	mouse, rat, human	22	

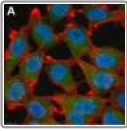


Anti-p62 (Sequestosome-1) Antibody, clone 11C9.2 Antibody, Alexa Fluor™ 488 Conjugate

[All Photos](#) (4)



Product No.	Clonality	Application	Species Reactivity	Citations	SDS
MABC32-AF488	monoclonal	FACS, ICC	mouse, human, rat		


Product No.	Clonality	Application	Species Reactivity	Citations	SDS
-------------	-----------	-------------	--------------------	-----------	-----



Anti-p16 Antibody, clone D25 ZooMAb[®] Mouse Monoclonal

[All Photos](#) (9)


Product No.	Clonality	Application	Species Reactivity	Citations	SDS
ZMS1072	D25, recombinant monoclonal	FACS, ICC, WB, affinity binding assay	human	 	



Anti-p53 antibody, Mouse monoclonal

[All Photos](#) (1)

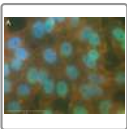
Product No.	Clonality	Application	Species Reactivity	Citations	SDS
P6874	DO-1, monoclonal	ARR, ELISA (i), FACS, ICC, IHC, IP, WB	human	27	



Anti-p120 Catenin Antibody, clone 15D2



[All Photos](#) (4)

Product No.	Clonality	Application	Species Reactivity	Citations	SDS
05-1567	15D2, monoclonal	FACS, ICC, WB	mouse, human	5	



Anti-p-IkBa-Ser32 Antibody, clone 11D19 ZooMAb[®] Rabbit Monoclonal

[All Photos](#) (11)

Product No.	Clonality	Application	Species Reactivity	Citations	SDS
ZRB1554	11D19, recombinant monoclonal	FACS, ICC, WB, affinity binding assay,	human	 	




Product No.	Clonality	Application	Species Reactivity	Citations	SDS
		inhibition assay			

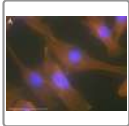
All

Photos (7)

Anti-p-JAK3 (Tyr980/981) Antibody, clone 2D9

ZooMAb[®] Rabbit Monoclonal

Product No.	Clonality	Application	Species Reactivity	Citations	SDS
ZRB1668	recombinant monoclonal	FACS, ICC, WB, affinity binding assay	human	  	





Anti-p-Paxillin-Tyr118 Antibody, clone 1E19

ZooMAb[®] Rabbit Monoclonal


All

Photos (10)

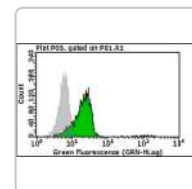
Product No.	Clonality	Application	Species Reactivity	Citations	SDS
ZRB1658	1E19, recombinant monoclonal	FACS, ICC, WB, inhibition assay	mouse	 	



Sigma-Aldrich
SAB4700606
Monoclonal
Anti-Kappa...



Sigma-Aldrich
C7492
Monoclonal
Anti-...





Sigma-Aldric
MABT18
Anti-Delta
Antibody,



Anti-p-RPS6 (Ser240/244) Antibody, clone 2H10
ZooMAb[®] Rabbit Monoclonal

All
Photos (18)

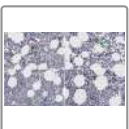
Product No.	Clonality	Application	Species Reactivity	Citations	SDS
ZRB1901	2H10, recombinant monoclonal	FACS, ICC, IHC, WB, affinity binding assay	mouse, human	 	



Anti-P-Selectin Glycoprotein Ligand-1 Antibody, clone KPL-1


All
Photos (1)

Product No.	Clonality	Application	Species Reactivity	Citations	SDS
MAB4092	KPL-1, monoclonal	FACS, IHC (p), IP, WB	human	1	



Anti-P-selectin/CD62P Antibody, clone WAPS12.2



All Photos (1)

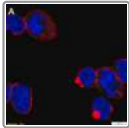
Product No.	Clonality	Application	Species Reactivity	Citations	SDS
MABF3169	WAPS12.2, monoclonal	FACS, IHC, inhibition assay	human		



Anti-p-ZAP-70 (Tyr319) Antibody, clone 1B10
ZooMAb[®] Rabbit Monoclonal



All
Photos (15)

Product No.	Clonality	Application	Species Reactivity	Citations	SDS
ZRB1717	1B10, recombinant monoclonal	FACS, ICC, IHC (p), WB, peptide synthesis	human	 	



Anti-p-ZAP-70 (Tyr493) Antibody, clone 1F10
ZooMAb[®] Rabbit Monoclonal



All
Photos (10)

Product No.	Clonality	Application	Species Reactivity	Citations	SDS
ZRB1718	1F10, recombinant monoclonal	FACS, ICC, WB	human, mouse	 	



Anti-pan Ago Antibody, clone 2A8 ZooMAb[®] Mouse
Monoclonal



All
Photos (11)


Product No.	Clonality	Application	Species Reactivity	Citations	SDS
ZMS1071	2A8, recombinant monoclonal monoclonal	FACS, ICC, IHC (p), IP, WB	human	 	



Anti-pan-cytokeratin Antibody, clone AE1 ZooMAb[®] Mouse
Monoclonal

All
Photos (14)

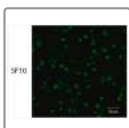
Product No.	Clonality	Application	Species Reactivity	Citations	SDS
ZMS1063	AE1, recombinant monoclonal	FACS, ICC, IHC (p), WB	human	 	



Anti-PAR4 Antibody, clone 14H6

[All Photos](#) (1)


Product No.	Clonality	Application	Species Reactivity	Citations	SDS
MABS1299	14H6, monoclonal	FACS, ICC, WB	human		



Anti-PAR4 Antibody, clone 5F10

[All Photos](#) (2)


Product No.	Clonality	Application	Species Reactivity	Citations	SDS
MABS1298	5F10, monoclonal	FACS, ICC, WB, inhibition assay	human		



Anti-PAR-1, clone ATAP2 Antibody

[All Photos](#) (2)


Product No.	Clonality	Application	Species Reactivity	Citations	SDS
MABF244	ATAP2, monoclonal	FACS, ICC, IF, WB	human, mouse	2	



Anti-Par-2 Antibody, clone SAM11

[All Photos](#) (1)

Product No.	Clonality	Application	Species Reactivity	Citations	SDS
MABF243	SAM11, monoclonal	FACS, IHC, WB	mouse, human	3	



Anti-PAR-3 Antibody, clone 8E8

[All Photos](#) (1)

Product No.	Clonality	Application	Species Reactivity	Citations	SDS
MABF28	8E8,	FACS, activity	mouse	4	

Product No.	Clonality	Application	Species Reactivity	Citations	SDS
	monoclonal	assay			

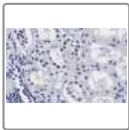


ANTI-PARKIN(C-TERMINAL) antibody produced in rabbit

Synonym(s): E3 ubiquitin-protein ligase parkin, PARK2, PRKN, Parkinson juvenile disease protein 2

[All Photos](#) (1)



Product No.	Clonality	Application	Species Reactivity	Citations	SDS
SAB1306670	polyclonal	FACS, IF, IHC, WB	human, mouse		

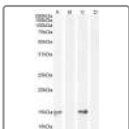


Anti-PARP-1 Antibody, clone 12N17 Antibody, ZooMAb[®] Rabbit Monoclonal

Synonym(s): ADP-ribosyltransferase diphtheria toxin-like 1, ADPRT 1, ARTD1, DNA ADP-ribosyltransferase, EC:2.4.2.30, NAD(+) ADP-ribosyltransferase 1, PARP1, Poly [ADP-ribose] polymerase 1, Poly[ADP-ribose] synthase 1, Protein poly-ADP-ribosyltransferase PARP1

[All Photos](#) (21)

Product No.	Clonality	Application	Species Reactivity	Citations	SDS
ZRB1545	12N17, monoclonal recombinant monoclonal	FACS, ICC, IHC (p), WB	human		 

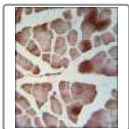


Anti-Parvalbumin antibody produced in goat

Synonym(s): Anti-D22S749, Anti-HGNC:9704, Anti-PVALB

[All Photos](#) (2)

Product No.	Clonality	Application	Species Reactivity	Citations	SDS
SAB2500752	polyclonal	ELISA, FACS, WB	human, rat	2	



ANTI-PATL1 (C-TERM) antibody produced in rabbit

Synonym(s): OK/KNS-cl.5, PAT1-like protein 1, PATL1, Protein PAT1 homolog 1



[All Photos](#) (1)

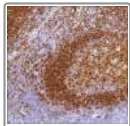
Product No.	Clonality	Application	Species Reactivity	Citations	SDS
SAB1303165	polyclonal	FACS, IHC, WB	human		



Anti-PAX7 Antibody, clone 2D12 ZooMAb[®] Rabbit Monoclonal

All Photos (7)

Product No.	Clonality	Application	Species Reactivity	Citations	SDS
ZRB2345	2D12, recombinant monoclonal	ELISA, FACS, IHC, affinity binding assay	human	 	



Anti-PAX-5 antibody, Rabbit monoclonal

All Photos (2)

Product No.	Clonality	Application	Species Reactivity	Citations	SDS
SAB5500160	SP34, monoclonal	FACS, IHC	human (tested)	1	

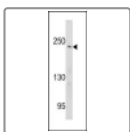


Anti-PCK2/PEPCK-M antibody produced in goat

Synonym(s): Anti-HGNC:8725, Anti-PEPCK-M, Anti-PEPCK2, Anti-Phosphoenolpyruvate carboxykinase 2 (mitochondrial)

All Photos (1)

Product No.	Clonality	Application	Species Reactivity	Citations
SAB2500760	polyclonal	ELISA (i), FACS, IF, WB	human	3

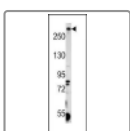


ANTI-PCM-1 (CENTER) antibody produced in rabbit

Synonym(s): PCM1, Pericentriolar material 1 protein

All Photos (1)

Product No.	Clonality	Application	Species Reactivity	Citations	SDS
SAB1306616	polyclonal	FACS, IF, IHC, WB	human	3	

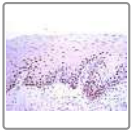


ANTI-PCM-1(C-TERMINAL) antibody produced in rabbit

Synonym(s): PCM1, Pericentriolar material 1 protein

All Photos (1)


Product No.	Clonality	Application	Species Reactivity	Citations	SDS
SAB1306530	polyclonal	FACS, IHC, WB	human		



Anti-PCNA Antibody, clone PC10

[All Photos](#) (14)

Product No.	Clonality	Application	Species Reactivity	Citations	SDS
CBL407	PC10, monoclonal	ELISA, FACS, IHC, IP, WB	vertebrates, invertebrates	17	
MAB424	PC10, monoclonal	ELISA, FACS, IHC, IP, WB	vertebrates, invertebrates	86	
MAB424R	PC10, monoclonal	FACS, IHC, IP, WB	invertebrates, vertebrates	18	



Anti-PD-1 Antibody, clone 16A2.1



[All Photos](#) (1)


Product No.	Clonality	Application	Species Reactivity	Citations	SDS
MABF261	16A2.1, monoclonal	FACS, WB	human		



Anti-PD-1 Antibody, clone 1F7 ZooMAb[®] Rabbit Monoclonal

[All Photos](#) (11)

Product No.	Clonality	Application	Species Reactivity	Citations	SDS
ZRB1025	1F7, recombinant monoclonal monoclonal	FACS, ICC, IHC (p), affinity binding assay	human		 



Anti-PD-1 Antibody, clone G4

[All Photos](#) (1)


Product No.	Clonality	Application	Species Reactivity	Citations	SDS
MABC1132	G4, monoclonal	FACS	mouse	2	



Anti-PD-L1 Antibody, clone 10F.9G2

[All Photos](#) (1)


Product No.	Clonality	Application	Species Reactivity	Citations	SDS
MABC991	10F.9G2, monoclonal	FACS, IHC, inhibition assay	mouse		



Anti-PD-L1 Antibody, clone 29E.2A3.C6, Azide Free

[All Photos](#) (3)

Product No.	Clonality	Application	Species Reactivity	Citations	SDS
MABC980	29E.2A3.C6, monoclonal	FACS, ICC, IHC, Neutral	rat, chimpanzee, human		



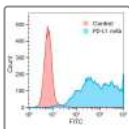
Anti-PD-L1 Antibody/CD274

[All Photos](#) (3)

Product No.	Clonality	Application	Species Reactivity	Citations	SDS
ABF133	polyclonal	FACS, WB	human	3	

All Photos (1) Anti-PD-L1 B7-H1 Antibody, clone 10B5

Product No.	Clonality	Application	Species Reactivity	Citations	SDS
MABC1131	10B5, monoclonal	FACS, IHC	mouse		




Anti-PD-L1/CD274 Antibody, clone 8F1V6, Rabbit Monoclonal

All Photos (1)

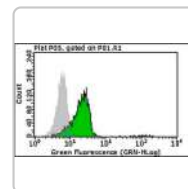
Product No.	Description
SAB5702238	



Sigma-Aldrich
SAB4700606
 Monoclonal
 Anti-Kappa...

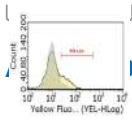


Sigma-Aldrich
C7492
 Monoclonal
 Anti-...



Sigma-Aldric
MABT18
 Anti-Delta
 Antibody,








Photos (2)

Product No.	Clonality	Application	Species Reactivity	Citations	SDS
MABC969	24F.10C12, monoclonal	FACS, IHC, Neutral, WB	human	1	



Anti-PDH kinase 1 Antibody, clone 1C7-H1 ZooMAb® Rabbit Monoclonal



All Photos (7)

Product No.	Clonality	Application	Species Reactivity	Citations	SDS
ZRB2163	recombinant monoclonal	FACS, ICC, IHC, WB, affinity binding assay	mouse, human, rat	  	



Anti-PDHA1 Antibody, clone 1B13 ZooMAb® Rabbit Monoclonal

All Photos (12)

Product No.	Clonality	Application	Species Reactivity	Citations	SDS
ZRB1914	1B13, recombinant monoclonal	FACS, ICC, IHC (p), WB, affinity binding assay	human, mouse, rat	 	




Anti-PDL-1 antibody produced in rabbit

Synonym(s): Anti-B7-H1, Anti-CD274 molecule, Anti-Cardif, Anti-IPS-1, Anti-Programmed cell death 1 ligand-1

All Photos (3)

Product No.	Clonality	Application	Species Reactivity	Citations	SDS
PRS4059	polyclonal	ELISA (i), IHC, WB	human, rat, mouse	3	



Anti-PECAM-1 (CD31) Antibody, clone TLD-3A12

[All Photos](#) (2)


Product No.	Clonality	Application	Species Reactivity	Citations	SDS
MAB1393-I	TLD-3A12, monoclonal	ELISA, FACS, IHC (p), WB	human, rat	2	



Anti-PECAM-1 Antibody, clone 2H8, Azide Free

[All Photos](#) (1)

Product No.	Clonality	Application	Species Reactivity	Citations	SDS
MAB1398Z	2H8, monoclonal	EM, FACS, ICC, IF, IHC, IP, Neutral	mouse, canine	138	



Anti-PECAM-1 Antibody, clone 390

[All Photos](#) (1)


Product No.	Clonality	Application	Species Reactivity	Citations	SDS
CBL1337	390, monoclonal	FACS, IHC, IP	mouse	17	
CBL1337-I	390, monoclonal	FACS, IF, IP, Neutral	mouse	1	



Anti-PECAM-1 Antibody, clone 390, FITC conjugated

[All Photos](#) (1)

Product No.	Clonality	Application	Species Reactivity	Citations	SDS
CBL1337F	390, monoclonal	FACS, IHC	mouse	2	



Anti-PECAM-1 Antibody, clone P2B1 (Ascites Free)

[All Photos](#) (1)

Product No.	Clonality	Application	Species Reactivity	Citations	SDS
MAB2148-C	P2B1, monoclonal	ELISA, FACS, ICC, IF, IHC, IP	human	1	



Anti-PECAM-1 Antibody, clone TLD-3A12, azide free

[All Photos](#) (1)

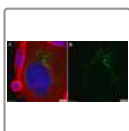
Product No.	Clonality	Application	Species Reactivity	Citations	SDS
MAB1393Z	TLD-3A12, monoclonal	ELISA, FACS, IHC, WB	rat	1	



Anti-Perforin-1 Antibody, clone dG9



[All Photos](#) (1)

Product No.	Description	SDS
MABC966		



Anti-Perforin-1 Antibody, clone dG9 ZooMAb[®] Mouse Monoclonal

[All Photos](#) (6)

Product No.	Clonality	Application	Species Reactivity	Citations	SDS
ZMS1188	dG9, recombinant monoclonal	FACS, ICC, WB	human	 	



Anti-Peripheral Node Addressin (PNAd) Antibody, clone MECA-79




[All Photos](#) (1)


Product No.	Clonality	Application	Species Reactivity	Citations	SDS
MABF2050	MECA-79, monoclonal	FACS, IHC, IP, WB	human, mouse	1	



Anti-PEX14 Antibody, clone 1D7 ZooMAb[®] Rabbit Monoclonal

[All Photos](#) (6)

Product No.	Clonality	Application	Species Reactivity	Citations	SDS
ZRB2470	recombinant monoclonal	FACS, ICC, IHC, WB	mouse, rat, human	  	




ANTI-PGAP2 (C-TERM) antibody produced in rabbit

Synonym(s): FRAG1, PGAP2, Post-GPI attachment to proteins factor 2



[All Photos](#) (1)


Product No.	Clonality	Application	Species Reactivity	Citations	SDS
SAB1301724	polyclonal	FACS, WB	human		



Anti-PHGDH Antibody, clone 1E6 ZooMAb[®] Rabbit Monoclonal

[All Photos](#) (18)

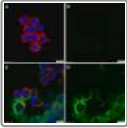
Product No.	Clonality	Application	Species Reactivity	Citations	SDS
ZRB1647	1E6, recombinant monoclonal	FACS, ICC, IHC (p), WB, affinity binding assay	human, rat, mouse	 	



Anti-Phosphatidylserine Antibody, clone 1H6



[All Photos](#) (2)


Product No.	Clonality	Application	Species Reactivity	Citations	SDS
05-719	1H6, monoclonal	FACS, IHC	vertebrates	30	



Anti-Phosphatidylserine Antibody, clone 1H6 ZooMAb[®] Mouse Monoclonal

All
Photos (6)

Product No.	Clonality	Application	Species Reactivity	Citations	SDS
ZMS1038	1H6, recombinant monoclonal	FACS, ICC	human	 	



Anti-Phosphatidylserine Antibody, clone 1H6, Alexa Fluor[™] 488

All
Photos (2)


Product No.	Clonality	Application	Species Reactivity	Citations	SDS
16-256	1H6, monoclonal	FACS	vertebrates	16	



Anti-phospho 4E-BP1 (Ser83)

All Photos (3)

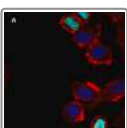
Product No.	Clonality	Application	Species Reactivity	Citations	SDS
ABE2889	polyclonal	FACS, ICC, IF, WB	human	2	
ABE2889M	polyclonal	FACS, ICC, IF, WB	human,		



Anti-phospho H3 (Ser10) Antibody, clone 3H10 Alexa Fluor[™] 488

All
Photos (1)

Product No.	Clonality	Application	Species Reactivity	Citations	SDS
FCMAB104A4	3H10, monoclonal	FACS	human	3	





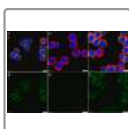
Anti-phospho Histone H3 S10 Antibody, clone 63-1C-8 , ZooMAb[®] Rabbit Monoclonal

All

Synonym(s): H3/g, H3t, Histone H3/t

Photos (18)



Product No.	Clonality	Application	Species Reactivity	Citations	SDS
ZRB1226	63-1C-8, recombinant monoclonal	DB, FACS, ICC, WB, inhibition assay	mouse, human	1	 

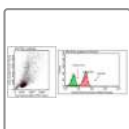


**Anti-phospho Lyn (Tyr507) Antibody, clone 1111
ZooMAb[®] Rabbit Monoclonal**

All

Photos (9)


Product No.	Clonality	Application	Species Reactivity	Citations	SDS
ZRB2385	1111, recombinant monoclonal	FACS, ICC, WB, affinity binding assay, inhibition assay	human		 



Anti-phospho STAT6 (Tyr641) Antibody, clone 19E2.1

All Photos (2)

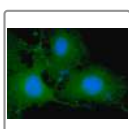
Product No.	Clonality	Application	Species Reactivity	Citations	SDS
MABE270	19E2.1, monoclonal	FACS, WB	human, mouse		



Anti-phospho-Akt (Ser473) Antibody, clone 6F5

All Photos (6)

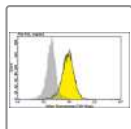
Product No.	Clonality	Application	Species Reactivity	Citations	SDS
05-1003	6F5, monoclonal	ELISA, FACS, IF, IHC, WB	rat, mouse, vertebrates, human	29	



**Anti-phospho-Akt1/PKB α (Ser473) Antibody, clone 11E6,
Alexa Fluor[™] 488**

All
Photos (1)


Product No.	Clonality	Application	Species Reactivity	Citations	SDS
16-305	11E6, monoclonal	FACS, ICC, IF, WB	rat, canine, human, mouse		



Anti-phospho-ATM (Ser1981) Antibody, clone 10H11.E12 PE conjugate

All
Photos (2)

Product No.	Clonality	Application	Species Reactivity	Citations	SDS
FCMAB110P	10H11.E12, monoclonal	FACS	rat, mouse, human	3	





Anti-phospho-Bcl-2 (Ser70) Antibody, clone 69-10C-2-10C-18, rabbit monoclonal

All
Photos (3)

Product No.	Clonality	Application	Species Reactivity	Citations	SDS
05-843R	69-10C-2-10C-18, monoclonal	FACS, IP, WB	human	2	



All **Anti-Phospho-c-Jun (Ser73) Antibody, clone 2B14**
Photos (15) **ZooMAb[®] Rabbit Monoclonal**

Product No.	Clonality	Application	Species Reactivity	Citations	SDS
ZRB1837	2B14, recombinant monoclonal	FACS, IHC, WB, affinity binding assay, inhibition assay	mouse, human	 	



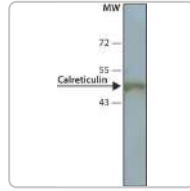
Anti-Phospho-EGFR (Tyr1068) Antibody, clone 3F4
ZooMAb[®] Rabbit Monoclonal

All
Photos (16)

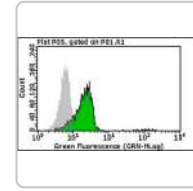
Product No.	Clonality	Application	Species Reactivity	Citations	SDS
ZRB1838	3F4, recombinant monoclonal	FACS, ICC, IHC, WB, affinity binding assay	human	 	




Sigma-Aldrich
SAB4700606
 Monoclonal
 Anti-Kappa...



Sigma-Aldrich
C7492
 Monoclonal
 Anti-...



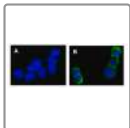
Sigma-Aldric
MABT18
 Anti-Delta
 Antibody,



Anti-phospho-EGFR (Tyr1173) Antibody, clone 9H2, Alexa Fluor™ 488

All Photos (2)

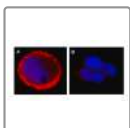
Product No.	Clonality	Application	Species Reactivity	Citations	SDS
16-244	9H2, monoclonal	FACS, ICC	mouse, human	4	



Anti-phospho-erbB-2/HER-2 (Tyr1248) Antibody, Alexa Fluor™ 488

All Photos (1)

Product No.	Clonality	Application	Species Reactivity	Citations	SDS
16-235	polyclonal	FACS, ICC	human, rat		



Anti-phospho-erbB-2/HER-2 (Tyr1248) Antibody, Alexa Fluor™ 555



All Photos (1)


Product No.	Clonality	Application	Species Reactivity	Citations	SDS
16-236	polyclonal	FACS, ICC	rat, human		



Anti-phospho-GSK-3α Ser21 Antibody, clone 1E22
ZooMAb® Rabbit Monoclonal

All Photos (14)

Product No.	Clonality	Application	Species Reactivity	Citations	SDS
ZRB1580	1E22, recombinant monoclonal recombinant monoclonal	FACS, ICC, IHC (p), WB, peptide synthesis	mouse, human	 	



Anti-phospho-Histone H2A.X (Ser139) Antibody, clone JBW301, FITC conjugate

All Photos (1)

Product No.	Clonality	Application	Species Reactivity	Citations	SDS
16-202A	JBW301, monoclonal	FACS, ICC	human	66	



Anti-phospho-Histone H3 (Ser10) Antibody, clone 3H10

All Photos (4)

Product No.	Clonality	Application	Species Reactivity	Citations	SDS
05-806	3H10, monoclonal	FACS, ICC, IF, WB, inhibition assay, multiplexing	human	120	



Anti-phospho-MAP Kinase Kinase 1/2 (pSer^{217/221}) antibody produced in rabbit

Synonym(s): Anti-phospho-MEK 1/2 (pSer^{217/221})



All Photos (1)


Product No.	Clonality	Application	Species Reactivity	Citations	SDS
M7683	polyclonal	FACS, ICC, IHC (p), IP, WB	human, rat, mouse	10	



**Anti-phospho-p38 (T180/Y182) Antibody, clone 2B7
ZooMAb[®] Rabbit Monoclonal**

All Photos (7)


Product No.	Clonality	Application	Species Reactivity	Citations	SDS
ZRB2006	2B7, recombinant monoclonal	FACS, IHC, WB, inhibition assay	human	 	



Anti-phospho-SAMHD1 (Thr592) Antibody, clone T592P

All Photos (1)

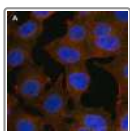
Product No.	Clonality	Application	Species Reactivity	Citations	SDS
MABF934	T592P, monoclonal	FACS, WB	human		



Anti-phospho-SMC1 (Ser957) Antibody, clone 5D11G5 Alexa Fluor™ 488

All Photos (2)



Product No.	Clonality	Application	Species Reactivity	Citations	SDS
FCMAB108A4	5D11G5, monoclonal	FACS, WB	human, <i>Xenopus</i> , bovine		



Anti-phospho-Stat1-Tyr701 Antibody, clone 1F23
ZooMAb® Rabbit Monoclonal

Synonym(s): Phospho-STAT1 (Tyr701), Signal transducer and activator of transcription 1, Transcription factor ISGF-3 components p91/p84

All Photos (10)


Product No.	Clonality	Application	Species Reactivity	Citations	SDS
ZRB1520	1F23, monoclonal recombinant monoclonal	FACS, ICC, WB, affinity binding assay, inhibition assay	human	 	



Anti-phospho-VASP (Ser239) Antibody, clone 16C2

All Photos (1)


Product No.	Clonality	Application	Species Reactivity	Citations
05-611	16C2, monoclonal	FACS, ICC, WB	mouse, rat, human	13



Anti-Phosphorylcholine Antibody, clone BH8

All Photos (1)


Product No.	Clonality	Application	Species Reactivity	Citations	SDS
MABF2084	BH8, monoclonal	ELISA, FACS, ICC, WB		1	



Anti-Phosphoserine Antibody, clone 4A4

All Photos (1)

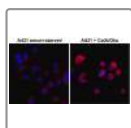
Product No.	Clonality	Application	Species Reactivity	Citations	SDS
05-1000X	4A4, monoclonal	ELISA, FACS, IF, IHC, WB	vertebrates	11	



Anti-Phosphoserine Antibody, clone 4A4 (mouse IgG1)

All Photos (9)

Product No.	Clonality	Application	Species Reactivity	Citations	SDS
05-1000	4A4, monoclonal	ELISA, FACS, IF, IHC, WB	vertebrates	48	



Anti-Phosphothreonine antibody, Rabbit monoclonal

All Photos (4)


Product No.	Clonality	Application	Species Reactivity	Citations	SDS
SAB5600203	RM102, monoclonal recombinant monoclonal	ChIP, ELISA, FACS, ICC, IHC, IP, WB	all		



Anti-Phosphotyrosine Antibody, 4G10[®] Platinum

[All Photos](#) (1)

Product No.	Clonality	Application	Species Reactivity	Citations	SDS
05-1050X	4G10, monoclonal	ELISA, FACS, ICC, IF, IHC, IP, WB		44	

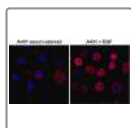


Anti-Phosphotyrosine antibody, Mouse monoclonal

Synonym(s): Monoclonal Anti-Phosphotyrosine

[All Photos](#) (1)

Product No.	Clonality	Application	Species Reactivity	Citations	SDS
P5872	PT-66, monoclonal	ELISA (i), FACS, ICC, IHC, IP, RIA, WB		16	



Anti-Phosphotyrosine antibody, Rabbit monoclonal

[All Photos](#) (4)



Product No.	Clonality	Application	Species Reactivity	Citations	SDS
SAB5600274	RM111, monoclonal recombinant monoclonal	ChIP, ELISA, FACS, ICC, IHC, IP, WB	all		

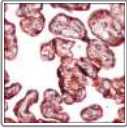


Anti-PI-3 kinase p110 α Antibody, clone 1J4

ZooMAb[®] Rabbit Monoclonal

[All Photos](#) (12)


Product No.	Clonality	Application	Species Reactivity	Citations	SDS
ZRB1712	1J4, recombinant monoclonal	FACS, IHC (p), WB, affinity binding assay	human		 



Anti-PI3K P85 antibody, Rabbit monoclonal

[All Photos](#) (2)

Product No.	Clonality	Application	Species Reactivity	Citations	SDS
SAB5500162	SP62, monoclonal	FACS, IHC	human (tested)	5	




Anti-PINK1 antibody produced in goat

Synonym(s): Anti-BRPK, Anti-FLJ27236, Anti-PARK6, Anti-PTEN induced putative kinase 1

[All Photos](#) (1)

Product No.	Clonality	Application	Species Reactivity	Citations	SDS
SAB2500794	polyclonal	ELISA (i), FACS, IF	rat	3	



Anti-PKN2, clone 1D1 Antibody



[All Photos](#) (3)

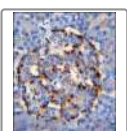
Product No.	Clonality	Application	Species Reactivity	Citations	SDS
MABT496	1D1, monoclonal	ELISA, FACS, IHC, WB	mouse, rat, monkey, human	1	



Anti-PKR Antibody, clone 2H14 ZooMAb® Rabbit Monoclonal

[All Photos](#) (15)

Product No.	Clonality	Application	Species Reactivity	Citations	SDS
ZRB1929	2H14, recombinant monoclonal	FACS, ICC, IHC, WB, affinity binding assay	rat, human		 




ANTI-PLA2G2D (C-TERM) antibody produced in rabbit

Synonym(s): Group IID secretory phospholipase A2, PLA2G2D, SPLASH

All Photos (2)


Product No.	Clonality	Application	Species Reactivity	Citations	SDS
SAB1301186	polyclonal	FACS, IHC, WB	human		



Anti-PLA2R antibody, Mouse monoclonal

All Photos (1)


Product No.	Clonality	Application	Species Reactivity	Citations	SDS
SAB4200757	12-6-5, monoclonal	FACS, IF, IHC	human	4	



Anti-Platelet Antibody, clone PAC-1

All Photos (1)

Product No.	Clonality	Application	Species Reactivity	Citations	SDS
MABT893M	PAC-1, monoclonal	DB, ELISA, FACS, RIA, WB	human		



Anti-Platelet Factor 4 Antibody, clone 197.2

All Photos (2)

Product No.	Clonality	Application	Species Reactivity	Citations	SDS
MABS1255	197.2, monoclonal	ELISA, FACS, ICC, WB	human		

All Photos (1) ANTI-PLB-T17 antibody produced in rabbit

Synonym(s): Cardiac phospholamban, PLB, PLN

Product No.	Clonality	Application	Species Reactivity	Citations	SDS
SAB1306553	polyclonal	FACS, IHC, WB	human		



ANTI-PLCL1 (N-TERM) antibody produced in rabbit


Synonym(s): Inactive phospholipase C-like protein 1, PLC-L1, PLCL1, PRIP, Phospholipase C-deleted in lung carcinoma, Phospholipase C-related but catalytically inactive protein

All Photos (1)

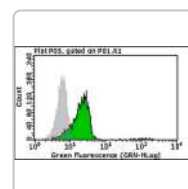
Product No.	Clonality	Application	Species Reactivity	Citations	SDS
SAB1303872	polyclonal	FACS, WB	human	1	



Sigma-Aldrich
SAB4700606
Monoclonal
Anti-Kappa...



Sigma-Aldrich
C7492
Monoclonal
Anti-...



Sigma-Aldric
MABT18
Anti-Delta
Antibody,





Anti-PLD2 Antibody, clone 6F13 ZooMAb® Rabbit Monoclonal



Synonym(s): Choline phosphatase 2, EC:3.1.4.4, PLD1C, Phosphatidylcholine-hydrolyzing phospholipase D2, Phospholipase D2, hPLD2

Photos (21)

Product No.	Description	SDS
ZRB1629	recombinant, expressed in HEK 293 cells	 



Anti-Plet-1 (Placenta-expressed transcript 1 protein) Antibody, clone 1D4


All Photos (1)

Product No.	Clonality	Application	Species Reactivity	Citations	SDS
MAB4416	1D4, monoclonal	FACS, ICC, IHC, WB	human	1	



Anti-PLZF/ZBTB16 Antibody, clone Mags-21F7

All Photos (1)

Product No.	Clonality	Application	Species Reactivity	Citations	SDS
MABE1990	Mags-21F7, monoclonal	FACS, WB	human, mouse		



ANTI-PML SUMOYLATION SITE antibody produced in rabbit

Synonym(s): MYL, PML, Protein PML, RNF71, TRIM19



All Photos (1)


Product No.	Clonality	Application	Species Reactivity	Citations	SDS
SAB1306594	polyclonal	FACS, IF, IHC, WB	human		



Anti-p75NTR Antibody, clone 1N3 ZooMAb® Rabbit Monoclonal

All Photos (11)

Product No.	Clonality	Application	Species Reactivity	Citations	SDS
ZRB1510	1N3, recombinant monoclonal	FACS, IHC, WB, affinity binding assay	human, rat		 



Anti-Podocalyxin-like protein I (Cytotoxic) Antibody, clone mAb 84




All Photos (2)

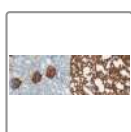
Product No.	Clonality	Application	Species Reactivity	Citations	SDS
MABD89	mab 84, monoclonal	FACS, ICC, WB	human	1	



Anti-Podoplanin Antibody, clone 3N7 ZooMAb[®] Rabbit Monoclonal

All Photos (7)


Product No.	Clonality	Application	Species Reactivity	Citations	SDS
ZRB2499	recombinant monoclonal	FACS, ICC, IHC, WB, affinity binding assay	human, mouse		  



Anti-Podoplanin Antibody, clone 8.1.1

All Photos (1)

Product No.	Clonality	Application	Species Reactivity	Citations	SDS
MABT1512	8.1.1, monoclonal	FACS, ICC, IHC, IP, WB	mouse	2	



Anti-Podoplanin Antibody, clone LpMab-12

All Photos (1)

Product No.	Clonality	Application	Species Reactivity	Citations	SDS
MABT841M	LpMab-12, monoclonal	ELISA, FACS, IHC	monkey, human		



Anti-Podoplanin Antibody, clone LpMab-13

[All Photos](#) (1)


Product No.	Clonality	Application	Species Reactivity	Citations	SDS
MABT855M	LpMab-13, monoclonal	ELISA, FACS, IHC, WB	human		



Anti-Podoplanin Antibody, clone LpMab-19

[All Photos](#) (1)

Product No.	Clonality	Application	Species Reactivity	Citations	SDS
MABT853M	LpMab-19, monoclonal	ELISA, FACS, IHC	human		



Anti-Podoplanin Antibody, clone LpMab-21

[All Photos](#) (1)

Product No.	Clonality	Application	Species Reactivity	Citations	SDS
MABT852M	LpMab-21, monoclonal	ELISA, FACS, IHC	human		



Anti-Podoplanin Antibody, clone PMAb-1

[All Photos](#) (2)


Product No.	Clonality	Application	Species Reactivity	Citations	SDS
MABT851M	PMab-1, monoclonal	FACS, ICC, IHC, WB	mouse		



Anti-Podoplanin Antibody, clone PMab-2

[All Photos](#) (1)

Product No.	Clonality	Application	Species Reactivity	Citations	SDS
MABT850M	PMab-2, monoclonal	ELISA, FACS, IHC, WB	rat		



Anti-Podoplanin antibody, RAT monoclonal

Synonym(s): Anti-AGGRUS, Anti-GP36, glycoprotein, 36-KD, Anti-GP40, Anti-Gp38, Anti-OTS8, Anti-T1A, Anti-T1A-2

[All Photos](#) (1)

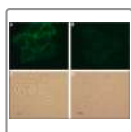
Product No.	Clonality	Application	Species Reactivity	Citations	SDS
P0085	NZ-1.2, monoclonal	FACS, ICC, IP, WB	human	7	



Anti-Poly-Neu5Ac Antibody, clone 12E3

[All Photos](#) (1)

Product No.	Clonality	Application	Species Reactivity	Citations	SDS
MABN2629	12E3, monoclonal	ELISA, FACS, IP, WB	human, mouse		



Anti-Potassium Channel K_v1.3 (extracellular) antibody produced in rabbit

Synonym(s): Anti-Voltage-gated Potassium Channel K_v1.3

[All Photos](#) (2)


Product No.	Clonality	Application	Species Reactivity	Citations	SDS
P4497	polyclonal	FACS, WB	human, rat	4	



Anti-Potassium Channel Kv1.3 Antibody, extracellular domain

[All Photos](#) (1)

Product No.	Clonality	Application	Species Reactivity	Citations	SDS
AB5589	polyclonal	FACS, WB	rat, human	3	



Anti-Potassium Channel Kv11.1 (HERG) Extracellular-FITC antibody produced in rabbit

Synonym(s): Anti-KCNH2, Anti-Voltage gated K⁺ channel subfamily H member 2, Anti-ether-a-go-go-related channel 1

[All Photos](#) (1)

Product No.	Clonality	Application	Species Reactivity	Citations	SDS
K0640	polyclonal	FACS, ICC	human	4	

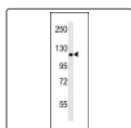


Anti-Potassium Channel Kv11.1 Extracellular antibody produced in rabbit

Synonym(s): Anti-HERG, Anti-KCNH2

[All Photos](#) (3)

Product No.	Clonality	Application	Species Reactivity	Citations	SDS
P0749	polyclonal	FACS, ICC, WB	human	3	




ANTI-POTEE (CENTER) antibody produced in rabbit

Synonym(s): A26C1A, POTE2, POTEE

[All Photos](#) (1)

Product No.	Clonality	Application	Species Reactivity	Citations	SDS
SAB1301635	polyclonal	FACS, WB	human	1	




ANTI-PPAP2C (C-TERM) antibody produced in rabbit

Synonym(s): Lipid phosphate phosphohydrolase 2, PAP-2c, PAP2-G, PAP2-gamma, PAP2c, Phosphatidate phosphohydrolase type 2c, Phosphatidic acid phosphatase 2c

[All Photos](#) (1)

Product No.	Clonality	Application	Species Reactivity	Citations	SDS
SAB1303858	polyclonal	FACS, WB	human	1	




ANTI-PPARGC antibody produced in rabbit

Synonym(s): LEM6, PGC1, PGC1A, PPARGC1, PPARGC1A

All Photos (1)

Product No.	Clonality	Application	Species Reactivity	Citations	SDS
SAB1306113	polyclonal	FACS, WB	human		



Anti-PPM1A, clone 7F12 Antibody

All Photos (2)


Product No.	Clonality	Application	Species Reactivity	Citations	SDS
MABS415	7F12, monoclonal	ELISA, FACS, WB	human		



Anti-PRDM1 (BLIMP-1) Antibody, clone 6D3

All Photos (1)

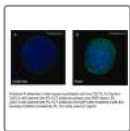
Product No.	Clonality	Application	Species Reactivity	Citations	SDS
05-1570	6D3, monoclonal	ELISA, FACS, IHC, WB	mouse, human		



Anti-Prdx-6 Antibody, clone TAG-2A12

All Photos (1)

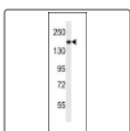
Product No.	Clonality	Application	Species Reactivity	Citations	SDS
MABN1797	TAG-2A12, monoclonal	FACS, ICC, IF, IP, WB	human		



Anti-prelamin A Antibody, clone PL-1C7

All Photos (3)

Product No.	Clonality	Application	Species Reactivity	Citations	SDS
MABT858	PL-1C7, monoclonal	ELISA, FACS, ICC, WB	mouse, human	5	



ANTI-PREX1(C-TERMINAL) antibody produced in rabbit



Synonym(s): KIAA1415, PREX1, Phosphatidylinositol 3,4,5-trisphosphate-dependent Rac exchanger 1 protein


All

Photos (1)

Product No.	Clonality	Application	Species Reactivity	Citations	SDS
SAB1307163	polyclonal	FACS, IHC, WB	human		

All **Anti-Prion Protein Antibody, clone 3F17 ZooMAb[®] Rabbit**
Photos (15) **Monoclonal**

Product No.	Clonality	Application	Species Reactivity	Citations	SDS
ZRB1924	3F17, recombinant monoclonal	FACS, ICC, IHC (p), WB, affinity binding assay	mouse, human	 	



Anti-Prion Protein antibody, Mouse monoclonal

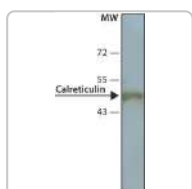
Synonym(s): Monoclonal Anti-Prion Protein antibody produced in mouse, Anti-AA960666, Anti-CD230, Anti-PRIP, Anti-PrP, Anti-PrP<C>, Anti-PrPSc, Anti-Prn-i, Anti-RP23-401J24.1, Anti-Sinc

All
Photos (1)

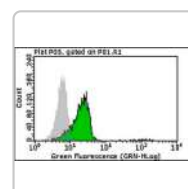
Product No.	Clonality	Application	Species Reactivity	Citations	SDS
P0110	8H4, monoclonal	ELISA (i), EM, FACS, ICC, IHC, IP, WB	bovine, mouse, monkey, human, sheep, rat	13	




Sigma-Aldrich
SAB4700606
Monoclonal
Anti-Kappa...



Sigma-Aldrich
C7492
Monoclonal
Anti-...



Sigma-Aldric
MABT18
Anti-Delta
Antibody,




ANTI-PRMT4 (CENTER) antibody produced in rabbit

Synonym(s): CARM1, Coactivator-associated arginine methyltransferase 1, Histone-arginine methyltransferase CARM1, PRMT4, Protein arginine N-methyltransferase 4

[All Photos](#) (1)

Product No.	Clonality	Application	Species Reactivity	Citations
SAB1305432	polyclonal	FACS, IHC, WB	human	1



Anti-Pro-Collagen Type I, A1/COL1A1

[All Photos](#) (3)

Product No.	Clonality	Application	Species Reactivity	Citations	SDS
ABT257	polyclonal	FACS, IHC, WB	mouse, human	11	



Anti-Procollagen Type I Antibody, CT, clone PCIDG10 (Ascites Free)

[All Photos](#) (2)

Product No.	Clonality	Application	Species Reactivity	Citations	SDS
MAB1913-C	PCIDG10, monoclonal	ELISA, FACS, ICC, IHC	mouse, human, rat, guinea pig	9	



ANTI-PRODH (CENTER) antibody produced in rabbit

Synonym(s): PIG6, POX2, PRODH, Proline dehydrogenase, Proline oxidase, Proline oxidase 2, mitochondrial, p53-induced gene 6 protein

[All Photos](#) (1)

Product No.	Clonality	Application	Species Reactivity	Citations	SDS
SAB1303113	polyclonal	FACS, IHC, WB	mouse, human		



Anti-Proliferating Cell Nuclear Antigen antibody, Mouse monoclonal

[All Photos](#) (3)

Product No.	Clonality	Application	Species Reactivity	Citations	SDS
SAB4200708	PC 10, monoclonal	ELISA, FACS, IF, IHC, IP	monkey, rat, insect, mouse, yeast, human	9	



Anti-Protein A antibody, Mouse Monoclonal

[All Photos](#) (3)

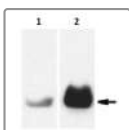
Product No.	Clonality	Application	Species Reactivity	Citations	SDS
SAB4200745	SPA-27, monoclonal	DB, ELISA (i), FACS, IF, IP	<i>Staphylococcus aureus</i>	2	



Anti-Protein-tyrosine phosphatase eta (CD148) Antibody, clone 8A-1

[All Photos](#) (1)

Product No.	Clonality	Application	Species Reactivity	Citations	SDS
MABF2070	8A-1, monoclonal	FACS, IHC, WB	mouse		



Anti-Proteinase 3/PR3 Antibody, clone MCPR3-2

[All Photos](#) (1)

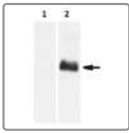
Product No.	Clonality	Application	Species Reactivity	Citations	SDS
MABT340	MCPR3-2, monoclonal	ELISA, FACS, WB, affinity binding assay	human	1	



Anti-Proteinase 3/PR3 Antibody, clone MCPR3-3

[All Photos](#) (1)

Product No.	Clonality	Application	Species Reactivity	Citations	SDS
MABF973	MCPR3-3, monoclonal	ELISA, FACS, WB	human		



Anti-Proteinase 3/PR3 Antibody, clone MCPR3-7

[All Photos](#) (1)

Product No.	Clonality	Application	Species Reactivity	Citations	SDS
MABT403	MCPR3-7, monoclonal	FACS, IP, WB, affinity binding assay	human		

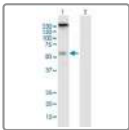


ANTI-PROX-1-S514 antibody produced in rabbit

Synonym(s): Homeobox prospero-like protein PROX1, PROX1, Prospero homeobox protein 1

[All Photos](#) (1)


Product No.	Clonality	Application	Species Reactivity	Citations	SDS
SAB1306485	polyclonal	FACS, IHC, WB	human, mouse		



Anti-P2RX4 antibody produced in mouse

[All Photos](#) (2)

Product No.	Clonality	Application	Species Reactivity	Citations	SDS
SAB1406208	polyclonal	FACS, WB	human		



Anti-P2RY8 antibody produced in mouse



[All Photos](#) (2)

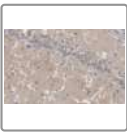
Product No.	Clonality	Application	Species Reactivity	Citations	SDS
SAB1408492	polyclonal	FACS, WB	human		



Anti-PSA Antibody, clone 1E10 ZooMAb[®] Rabbit Monoclonal



[All Photos](#) (14)

Product No.	Clonality	Application	Species Reactivity	Citations	SDS
ZRB1972	1E10, recombinant monoclonal	FACS, ICC, IHC, WB, affinity binding assay	human	 	



Anti-PSD95 Antibody, clone K28/43 ZooMAb[®] Mouse Monoclonal

[All Photos](#) (11)

Product No.	Clonality	Application	Species Reactivity	Citations	SDS
ZMS1068	K28/43, recombinant monoclonal	FACS, IF, IHC (p), WB	mouse, rat, human	 	




ANTI-PSG7 (C-TERM) antibody produced in rabbit

Synonym(s): PS-beta-G-7, PSBG-7, PSG7, Pregnancy-specific glycoprotein 7, Putative pregnancy-specific beta-1-glycoprotein 7

[All Photos](#) (2)

Product No.	Clonality	Application	Species Reactivity	Citations	SDS
SAB1301254	polyclonal	FACS, IHC, WB	human		



Anti-PSGL-1/CD162 Antibody, clone HECA-452



[All Photos](#) (1)


Product No.	Clonality	Application	Species Reactivity	Citations	SDS
MABF3036	HECA-452, monoclonal	FACS, IHC, WB	human		



Anti-PSGL-1/CD162 Antibody, clone KPL-1 ZooMAb[®] Mouse Monoclonal

[All Photos](#) (7)

Product No.	Clonality	Application	Species Reactivity	Citations	SDS
ZMS1199	KPL-1, recombinant monoclonal	FACS, ICC, IHC, WB	human	 	



Anti-PSMA Antibody, clone 3/A12

[All Photos](#) (1)

Product No.	Clonality	Application	Species Reactivity	Citations	SDS
MABC291	3/A12, monoclonal	FACS, IF, WB, activity assay, inhibition assay	human	1	

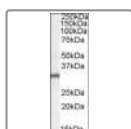


Anti-PSMA antibody, Mouse monoclonal

Synonym(s): Monoclonal Anti-FOLATE HYDROLASE 1, Monoclonal Anti-FOLH1, Monoclonal Anti-GCP2, Monoclonal Anti-GLUTAMATE CARBOXYPEPTIDASE II, Monoclonal Anti-N-ACETYLATED ALPHA-LINKED ACIDIC DIPEPTIDASE 1, Monoclonal Anti-NAALAD, Monoclonal Anti-PROSTATE-SPECIFIC MEMBRANE ANTIGEN, Monoclonal Anti-PSM

[All Photos](#) (1)

Product No.	Clonality	Application	Species Reactivity	Citations	SDS
SAB4200257	107-1A4, monoclonal	ELISA (i), FACS, ICC, IF, IP	human	7	



Anti-PSMG1 (C-terminal) antibody produced in goat

Synonym(s): Anti-C21LRP, Anti-DSCR2, Anti-LRPC21, Anti-PAC1, proteasome (prosome, macropain) assembly chaperone 1

[All Photos](#) (1)

Product No.	Clonality	Application	Species Reactivity	Citations	SDS
SAB2501217	polyclonal	ELISA (i), FACS, IF	human, rat, mouse		



ANTI-PTAR1 (CENTER) antibody produced in rabbit

Synonym(s): PTAR1, Protein prenyltransferase alpha subunit repeat-containing protein 1

All Photos (1)


Product No.	Clonality	Application	Species Reactivity	Citations
SAB1305441	polyclonal	FACS, IHC, WB	human	



Anti-PTEN antibody, Rabbit monoclonal

All Photos (6)


Product No.	Clonality	Application	Species Reactivity	Citations	SDS
SAB5500168	SP170, monoclonal	FACS, IHC	human (tested)		
SAB5500169	SP218, monoclonal	FACS, IHC	human (tested)	4	



Anti-PTGDR antibody produced in mouse

All Photos (2)

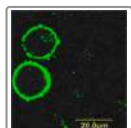
Product No.	Clonality	Application	Species Reactivity	Citations	SDS
SAB1406332	polyclonal	FACS, WB	human		



Anti-PTK7 Antibody, clone 31G9

All Photos (2)

Product No.	Clonality	Application	Species Reactivity	Citations	SDS
MABS1923	31G9, monoclonal	FACS, IF, IP, WB	human, mouse		



Anti-Purinergic Receptor P2X₇ (extracellular)-FITC antibody produced in rabbit

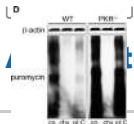
Synonym(s): Anti-P2Z

All Photos (1)

Product No.	Clonality	Application	Species Reactivity	Citations	SDS
P8997	polyclonal	FACS	human, rat, mouse	2	

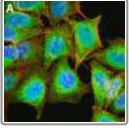


Anti-Puromycin Antibody, clone 12D10





Photos (5)

Product No.	Clonality	Application	Species Reactivity	Citations	SDS
MABE343	12D10, monoclonal	FACS, ICC, IF, IHC, IP, WB	human	571	



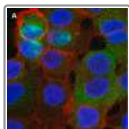
Anti-Puromycin Antibody, clone 12D10 ZooMAb[®] Mouse Monoclonal

All Photos (10)

Product No.	Clonality	Application	Species Reactivity	Citations	SDS
ZMS1016	12D10, recombinant monoclonal	FACS, ICC, WB	human		 

All Photos (2) **Anti-Puromycin Antibody, clone 4G11**



Product No.	Clonality	Application	Species Reactivity	Citations	SDS
MABE342	4G11, monoclonal	FACS, ICC, IF, WB	human	17	



Anti-PVR (CD155) Antibody, clone 4B3 ZooMAb[®] Rabbit Monoclonal

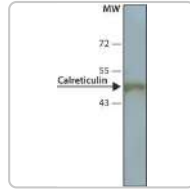
Synonym(s): CD155, NECL-5, Nectin-like protein 5, Poliovirus receptor

All Photos (9)

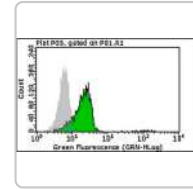
Product No.	Clonality	Application	Species Reactivity	Citations	SDS
ZRB1036	4B3, recombinant monoclonal monoclonal	FACS, ICC, WB, affinity binding assay	human	 	



Sigma-Aldrich
SAB4700606
 Monoclonal
 Anti-Kappa...



Sigma-Aldrich
C7492
 Monoclonal
 Anti-...



Sigma-Aldric
MABT18
 Anti-Delta
 Antibody,



Anti-PVR (CD155) Antibody, clone SKII.4

[All Photos](#) (1)

Product No.	Description	SDS
MABF2245		



Anti-PVR (CD155) Antibody, clone TX24

[All Photos](#) (1)

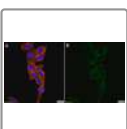
Product No.	Description	SDS
MABF2338		



Anti-PVR (CD155) Antibody, clone TX56



[All Photos](#) (1)

Product No.	Description	SDS
MABF2349		



Anti-PVR/CD155 Antibody, clone SKII.4 ZooMAb[®] Mouse Monoclonal

[All Photos](#) (7)

Product No.	Clonality	Application	Species Reactivity	Citations	SDS
ZMS1195	SKII.4, recombinant monoclonal	ELISA, FACS, ICC, affinity binding assay	human		 



Anti-PVRL4 antibody, Mouse monoclonal

Synonym(s): Monoclonal Anti-Nectin-4/PVRL4 antibody produced in mouse, Anti-EDSS1, Anti-LNIR, Anti-Nectin-4, Anti-PRR4, Anti-PVRL4, Anti-Poliiovirus receptor-related 4

[All Photos \(2\)](#)

Product No.	Clonality	Application	Species Reactivity	Citations	SDS
SAB4200370	N4.101.10, monoclonal	FACS, ICC	human	3	



Anti-p21WAF1 Antibody, clone EA10



[All Photos \(1\)](#)


Product No.	Clonality	Application	Species Reactivity	Citations	SDS
MABE325	EA10, monoclonal	FACS, WB	human	19	



Anti-QPRTase Antibody, clone 1G22 ZooMAb[®] Rabbit Monoclonal

[All Photos \(12\)](#)

Product No.	Clonality	Application	Species Reactivity	Citations	SDS
ZRB1110	1G22, monoclonal recombinant monoclonal	FACS, ICC, IHC (p), WB, affinity binding assay	human, rat		 




ANTI-RAB7(C-TERMINAL) antibody produced in rabbit

Synonym(s): RAB7, RAB7A, Ras-related protein Rab-7a

All Photos (1)

Product No.	Clonality	Application	Species Reactivity	Citations	SDS
SAB1307214	polyclonal	FACS, IHC, WB	human		



ANTI-RAB5(C-TERMINAL) antibody produced in rabbit

Synonym(s): RAB5, RAB5A, Ras-related protein Rab-5A

All Photos (1)

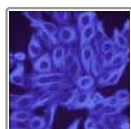
Product No.	Clonality	Application	Species Reactivity	Citations	SDS
SAB1306597	polyclonal	FACS, IF, IHC, WB	human		



Anti-Rabbit IgG (H+L), Biotin antibody produced in goat

All Photos (1)


Product No.	Clonality	Application	Species Reactivity	Citations	SDS
SAB4600006	polyclonal	FACS, ICC, IF, IHC	rabbit	9	



Anti-Rabbit IgG (H+L), CF[™] 350 antibody produced in chicken

All Photos (1)


Product No.	Clonality	Application	Species Reactivity	Citations	SDS
SAB4600412	polyclonal	ELISA (i), FACS, ICC, IF, IHC, WB	rabbit		



Anti-Rabbit IgG (H+L), CF[™] 350 antibody produced in goat

All Photos (2)


Product No.	Clonality	Application	Species Reactivity	Citations	SDS
SAB4600015	polyclonal	FACS, ICC, IF, IHC	rabbit		



Anti-Rabbit IgG (H+L), CF[™] 405M antibody produced in goat

All
Photos (1)

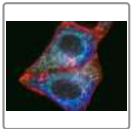
Product No.	Clonality	Application	Species Reactivity	Citations	SDS
SAB4600021	polyclonal	FACS, ICC, IF, IHC	rabbit	4	



Anti-Rabbit IgG (H+L), CF™ 405S antibody produced in goat

All
Photos (2)


Product No.	Clonality	Application	Species Reactivity	Citations	SDS
SAB4600024	polyclonal	FACS, ICC, IF, IHC	rabbit		



Anti-Rabbit IgG (H+L), CF™ 488A antibody produced in chicken

All
Photos (6)

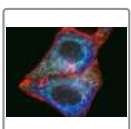
Product No.	Clonality	Application	Species Reactivity	Citations	SDS
SAB4600030	polyclonal	FACS, ICC, IF, IHC	rabbit	7	



Anti-Rabbit IgG (H+L), CF™ 488A antibody produced in F(ab')2 fragment of goat

All
Photos (2)

Product No.	Clonality	Application	Species Reactivity	Citations	SDS
SAB4600234	polyclonal	ELISA (i), FACS, ICC, IF, IHC, WB	rabbit	18	

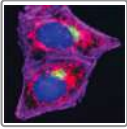


Anti-Rabbit IgG (H+L), CF™ 488A antibody produced in goat

All
Photos (6)

Product No.	Clonality	Application	Species Reactivity	Citations	SDS
SAB4600044	polyclonal	FACS, ICC, IF, IHC	rabbit	11	

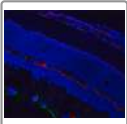
Product No.	Clonality	Application	Species Reactivity	Citations	SDS
-------------	-----------	-------------	--------------------	-----------	-----



Anti-Rabbit IgG (H+L), CF™ 555 antibody produced in goat

[All Photos](#) (6)

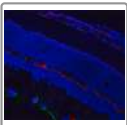
Product No.	Clonality	Application	Species Reactivity	Citations	SDS
SAB4600068	polyclonal	FACS, ICC, IF, IHC	rabbit	13	



Anti-Rabbit IgG (H+L), CF™ 568 antibody produced in chicken

[All Photos](#) (1)

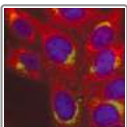
Product No.	Clonality	Application	Species Reactivity	Citations	SDS
SAB4600427	polyclonal	ELISA (i), FACS, ICC, IF, IHC, WB	rabbit		
SAB4600426	polyclonal	ELISA (i), FACS, ICC, IF, IHC, WB	rabbit	1	



Anti-Rabbit IgG (H+L), CF™ 568 antibody produced in F(ab')₂ fragment of goat

[All Photos](#) (1)


Product No.	Clonality	Application	Species Reactivity	Citations	SDS
SAB4600310	polyclonal	ELISA (i), FACS, ICC, IF, IHC, WB	rabbit	7	



Anti-Rabbit IgG (H+L), CF™ 568 antibody produced in goat

[All Photos](#) (3)


Product No.	Clonality	Application	Species Reactivity	Citations	SDS
SAB4600084	polyclonal	FACS, ICC, IF, IHC	rabbit	15	



Anti-Rabbit IgG (H+L), CF™ 594 antibody produced in chicken

**All
Photos (3)**


Product No.	Clonality	Application	Species Reactivity	Citations	SDS
SAB4600093	polyclonal	FACS, ICC, IF, IHC	rabbit		



Anti-Rabbit IgG (H+L), CF™ 594 antibody produced in goat

All Photos (3)

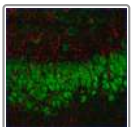
Product No.	Clonality	Application	Species Reactivity	Citations	SDS
SAB4600107	polyclonal	FACS, ICC, IF, IHC	rabbit	6	



Anti-Rabbit IgG (H+L), CF™ 633 antibody produced in chicken

**All
Photos (4)**


Product No.	Clonality	Application	Species Reactivity	Citations	SDS
SAB4600126	polyclonal	FACS, ICC, IF, IHC	rabbit		



Anti-Rabbit IgG (H+L), CF™ 633 antibody produced in F(ab')₂ fragment of goat

**All
Photos (2)**

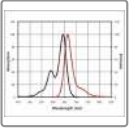
Product No.	Clonality	Application	Species Reactivity	Citations	SDS
SAB4600334	polyclonal	ELISA (i), FACS, ICC, IF, IHC, WB	rabbit		



Anti-Rabbit IgG (H+L), CF™ 633 antibody produced in goat

All Photos (4)

Product No.	Clonality	Application	Species Reactivity	Citations	SDS
SAB4600140	polyclonal	FACS, ICC, IF, IHC	rabbit	4	




Anti-Rabbit IgG (H+L), CF™ 640R antibody produced in goat

[All](#)

[Photos](#) (3)

Product No.	Clonality	Application	Species Reactivity	Citations	SDS
SAB4600163	polyclonal	FACS, ICC, IF, IHC	rabbit		



Anti-Rabbit IgG (H+L), CF™ 647 antibody produced in goat

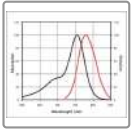
[All Photos](#) (2)

Product No.	Clonality	Application	Species Reactivity	Citations	SDS
SAB4600184	polyclonal	FACS, ICC, IF, IHC	rabbit	11	

All Photos (2)

Anti-Rabbit IgG (H+L), CF™ 660C antibody produced in goat

Product No.	Clonality	Application	Species Reactivity	Citations	SDS
SAB4600193	polyclonal	FACS, ICC, IF, IHC	rabbit		



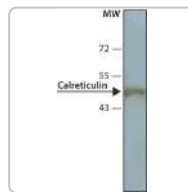
Anti-Rabbit IgG (H+L), CF™ 750 antibody produced in goat

All Photos (1)

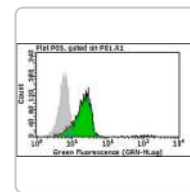
Product No.	Clonality	Application	Species Reactivity	Citations	SDS
SAB4600212	polyclonal	FACS, ICC, IF, IHC	rabbit		



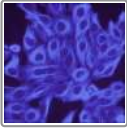
Sigma-Aldrich
SAB4700606
Monoclonal
Anti-Kappa...



Sigma-Aldrich
C7492
Monoclonal
Anti-...



Sigma-Aldric
MABT18
Anti-Delta
Antibody,




Anti-Rabbit IgG (H+L), F(ab')₂ fragment, CF™ 350 antibody produced in goat

All

[Photos](#) (1)

Product No.	Clonality	Application	Species Reactivity	Citations	SDS
SAB4600223	polyclonal	ELISA (i), FACS, ICC, IF, IHC, WB	rabbit	1	
SAB4600406	polyclonal	ELISA (i), FACS, ICC, IF, IHC, WB	rabbit		

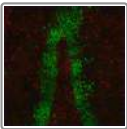


Anti-Rabbit IgG (H+L), F(ab')₂ fragment, CF™ 488A antibody produced in goat

All

[Photos](#) (2)

Product No.	Clonality	Application	Species Reactivity	Citations	SDS
SAB4600389	polyclonal	ELISA (i), FACS, ICC, IF, IHC, WB	rabbit	2	

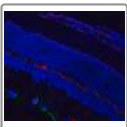


Anti-Rabbit IgG (H+L), F(ab')₂ fragment, CF™ 555 antibody produced in goat

All

[Photos](#) (2)

Product No.	Clonality	Application	Species Reactivity	Citations	SDS
SAB4600391	polyclonal	ELISA (i), FACS, ICC, IF, IHC, WB	rabbit		
SAB4600300	polyclonal	ELISA (i), FACS, ICC, IF, IHC, WB	rabbit	1	

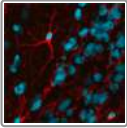


Anti-Rabbit IgG (H+L), F(ab')₂ fragment, CF™ 568 antibody produced in goat

All

[Photos](#) (1)

Product No.	Clonality	Application	Species Reactivity	Citations	SDS
SAB4600400	polyclonal	ELISA (i), FACS, ICC, IF, IHC, WB	rabbit	8	

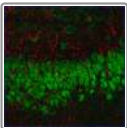


Anti-Rabbit IgG (H+L), F(ab')₂ fragment, CF™ 594 antibody produced in goat

[All](#)

[Photos](#) (1)

Product No.	Clonality	Application	Species Reactivity	Citations	SDS
SAB4600322	polyclonal	ELISA (i), FACS, ICC, IF, IHC, WB	rabbit		
SAB4600407	polyclonal	ELISA (i), FACS, ICC, IF, IHC, WB	rabbit	3	

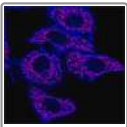


Anti-Rabbit IgG (H+L), F(ab')₂ fragment, CF™ 633 antibody produced in goat

[All](#)

[Photos](#) (2)

Product No.	Clonality	Application	Species Reactivity	Citations	SDS
SAB4600404	polyclonal	ELISA (i), FACS, ICC, IF, IHC, WB	rabbit		

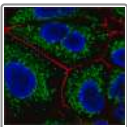


Anti-Rabbit IgG (H+L), F(ab')₂ fragment, CF™ 640R antibody produced in goat

[All](#)

[Photos](#) (1)

Product No.	Clonality	Application	Species Reactivity	Citations	SDS
SAB4600398	polyclonal	ELISA (i), FACS, ICC, IF, IHC, WB	rabbit	2	
SAB4600399	polyclonal	ELISA (i), FACS, ICC, IF, IHC, WB	rabbit	5	



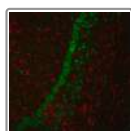
Anti-Rabbit IgG (H+L), F(ab')₂ fragment, CF™ 647 antibody produced in goat

[All](#)

[Photos](#) (1)

Product No.	Clonality	Application	Species Reactivity	Citations	SDS
SAB4600352	polyclonal	ELISA (i), FACS, ICC, IF, IHC, WB	rabbit	8	

Product No.	Clonality	Application	Species Reactivity	Citations	SDS
SAB4600393	polyclonal	ELISA (i), FACS, ICC, IF, IHC, WB	rabbit		



Anti-Rabbit IgG (H+L), F(ab')₂ fragment, CF™ 680 antibody produced in goat

All Photos (2)

Product No.	Clonality	Application	Species Reactivity	Citations	SDS
SAB4600395	polyclonal	ELISA (i), FACS, ICC, IF, IHC, WB	rabbit	4	
SAB4600362	polyclonal	ELISA (i), FACS, ICC, IF, IHC, WB	rabbit	1	



Anti-Rabbit IgG (H+L), highly cross-adsorbed, Biotin antibody produced in donkey

All Photos (1)


Product No.	Clonality	Application	Species Reactivity	Citations	SDS
SAB4600003	polyclonal	FACS, ICC, IF, IHC	rabbit	1	



Anti-Rabbit IgG (H+L), highly cross-adsorbed, Biotin antibody produced in goat

All Photos (1)


Product No.	Clonality	Application	Species Reactivity	Citations	SDS
SAB4600007	polyclonal	FACS, ICC, IF, IHC	rabbit	1	



Anti-Rabbit IgG (H+L), highly cross-adsorbed, CF™ 350 antibody produced in donkey

All Photos (2)

Product No.	Clonality	Application	Species Reactivity	Citations	SDS
SAB4600010	polyclonal	FACS, ICC, IF, IHC	rabbit		

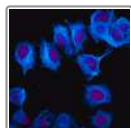


Anti-Rabbit IgG (H+L), highly cross-adsorbed, CF™ 350 antibody produced in goat

[All](#)

[Photos](#) (2)

Product No.	Clonality	Application	Species Reactivity	Citations	SDS
SAB4600016	polyclonal	FACS, ICC, IF, IHC	rabbit		

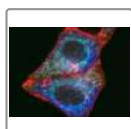


Anti-Rabbit IgG (H+L), highly cross-adsorbed, CF™ 405M antibody produced in goat

[All](#)

[Photos](#) (1)

Product No.	Clonality	Application	Species Reactivity	Citations	SDS
SAB4600461	polyclonal	ELISA (i), FACS, ICC, IF, IHC, WB	rabbit	4	

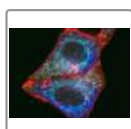


Anti-Rabbit IgG (H+L), highly cross-adsorbed, CF™ 488A antibody produced in donkey

[All](#)

[Photos](#) (6)

Product No.	Clonality	Application	Species Reactivity	Citations	SDS
SAB4600036	polyclonal	FACS, ICC, IF, IHC	rabbit	12	

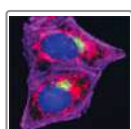


Anti-Rabbit IgG (H+L), highly cross-adsorbed, CF™ 488A antibody produced in goat

[All](#)

[Photos](#) (6)

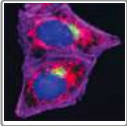
Product No.	Clonality	Application	Species Reactivity	Citations	SDS
SAB4600045	polyclonal	FACS, ICC, IF, IHC	rabbit	15	



Anti-Rabbit IgG (H+L), highly cross-adsorbed, CF™ 555 antibody produced in donkey

All
Photos (6)

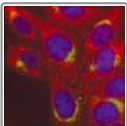
Product No.	Clonality	Application	Species Reactivity	Citations	SDS
SAB4600061	polyclonal	FACS, ICC, IF, IHC	rabbit	6	



Anti-Rabbit IgG (H+L), highly cross-adsorbed, CF™ 555 antibody produced in goat

All
Photos (6)

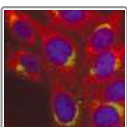
Product No.	Clonality	Application	Species Reactivity	Citations	SDS
SAB4600069	polyclonal	FACS, ICC, IF, IHC	rabbit	1	



Anti-Rabbit IgG (H+L), highly cross-adsorbed, CF™ 568 antibody produced in donkey

All
Photos (3)


Product No.	Clonality	Application	Species Reactivity	Citations	SDS
SAB4600076	polyclonal	FACS, ICC, IF, IHC	rabbit	8	



Anti-Rabbit IgG (H+L), highly cross-adsorbed, CF™ 568 antibody produced in goat

All
Photos (3)


Product No.	Clonality	Application	Species Reactivity	Citations	SDS
SAB4600085	polyclonal	FACS, ICC, IF, IHC	rabbit	8	



Anti-Rabbit IgG (H+L), highly cross-adsorbed, CF™ 594 antibody produced in donkey

All
Photos (3)

Product No.	Clonality	Application	Species Reactivity	Citations	SDS
SAB4600099	polyclonal	FACS, ICC, IF, IHC	rabbit	6	

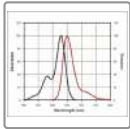


Anti-Rabbit IgG (H+L), highly cross-adsorbed, CF™ 594 antibody produced in goat

All

Photos (3)

Product No.	Clonality	Application	Species Reactivity	Citations	SDS
SAB4600110	polyclonal	FACS, ICC, IF, IHC	rabbit	2	




Anti-Rabbit IgG (H+L), highly cross-adsorbed, CF™ 633 antibody produced in donkey

All

Photos (4)

Product No.	Clonality	Application	Species Reactivity	Citations	SDS
SAB4600132	polyclonal	FACS, ICC, IF, IHC	rabbit	5	




Anti-Rabbit IgG (H+L), highly cross-adsorbed, CF™ 633 antibody produced in goat

All

Photos (4)

Product No.	Clonality	Application	Species Reactivity	Citations	SDS
SAB4600141	polyclonal	FACS, ICC, IF, IHC	rabbit	5	




Anti-Rabbit IgG (H+L), highly cross-adsorbed, CF™ 640R antibody produced in goat

All

Photos (4)

Product No.	Clonality	Application	Species Reactivity	Citations	SDS
SAB4600164	polyclonal	FACS, ICC, IF, IHC	rabbit		




Anti-Rabbit IgG (H+L), highly cross-adsorbed, CF™ 647 antibody produced in donkey

[All](#)

[Photos](#) (2)

Product No.	Clonality	Application	Species Reactivity	Citations	SDS
SAB4600177	polyclonal	FACS, ICC, IF, IHC	rabbit	8	

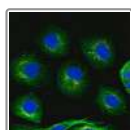


Anti-Rabbit IgG (H+L), highly cross-adsorbed, CF™ 647 antibody produced in goat

[All](#)

[Photos](#) (2)

Product No.	Clonality	Application	Species Reactivity	Citations	SDS
SAB4600185	polyclonal	FACS, ICC, IF, IHC	rabbit	3	



Anti-Rabbit IgG (H+L), highly cross-adsorbed, CF™ 660C antibody produced in goat

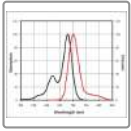
[All](#)

[Photos](#) (2)

Product No.	Clonality	Application	Species Reactivity	Citations	SDS
SAB4600453	polyclonal	ELISA (i), FACS, ICC, IF, IHC, WB	rabbit	1	

All **Anti-Rabbit IgG (H+L), highly cross-adsorbed, CF™ 680**
Photos (4) **antibody produced in goat**

Product No.	Clonality	Application	Species Reactivity	Citations	SDS
SAB4600200	polyclonal	FACS, ICC, IF, IHC	rabbit	4	




Anti-Rabbit IgG (H+L), highly cross-adsorbed, CF™ 680R
antibody produced in donkey

All
Photos (1)

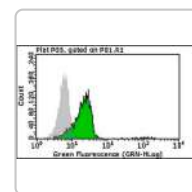
Product No.	Clonality	Application	Species Reactivity	Citations	SDS
SAB4600208	polyclonal	FACS, ICC, IF, IHC	rabbit		



Sigma-Aldrich
SAB4700606
Monoclonal
Anti-Kappa...



Sigma-Aldrich
C7492
Monoclonal
Anti-...



Sigma-Aldrich
MABT18
Anti-Delta
Antibody,



Anti-Rabbit IgG (H+L), highly cross-adsorbed, CF™750 antibody produced in donkey

All

Photos (1)

Product No.	Clonality	Application	Species Reactivity	Citations	SDS
SAB4600373	polyclonal	ELISA (i), FACS, ICC, IF, IHC, WB	rabbit	2	
SAB4600372	polyclonal	ELISA (i), FACS, ICC, IF, IHC, WB	rabbit		



Anti-Rabbit IgG (H+L), highly cross-adsorbed, CF™ 770 antibody produced in goat

All

Photos (3)

Product No.	Clonality	Application	Species Reactivity	Citations	SDS
SAB4600215	polyclonal	FACS, ICC, IF, IHC	rabbit	7	




Anti-Rabbit IgG (whole molecule), F(ab')₂ fragment-R-Phycoerythrin antibody produced in goat

All

Photos (1)

Product No.	Clonality	Application	Species Reactivity	Citations	SDS
P8172	polyclonal	IF		3	




Anti-Rabbit IgG Fab antibody, Goat monoclonal

All Photos (3)

Product No.	Clonality	Application	Species Reactivity	Citations	SDS
SAB5600277	RMG01, monoclonal recombinant monoclonal	ELISA, FACS, ICC, IHC, IP, WB	rabbit		

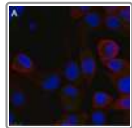


Anti-Rabbit IgG Fc-Biotin antibody, Goat monoclonal





All Photos (3)


Product No.	Clonality	Application	Species Reactivity	Citations	SDS
SAB5600279	RMG02, monoclonal recombinant monoclonal	ELISA, FACS, ICC, IHC, IP, WB	rabbit		



**Anti-Rabies glycoprotein Antibody, clone 24-3F-10
ZooMAb® Mouse Monoclonal**

All Photos (9)


Product No.	Clonality	Application	Species Reactivity	Citations	SDS
ZMS1046	24-3F-10, recombinant monoclonal	FACS, ICC, IF	virus	 	



Anti-Rabies Virus Antibody, clone 1112-1

All Photos (1)


Product No.	Clonality	Application	Species Reactivity	Citations	SDS
MABF949	1112-1, monoclonal	FACS, Neutral	rabies virus		



Anti-Rabies Virus Antibody, Serum Free Antibody, clone 1112-1

All Photos (1)

Product No.	Clonality	Application	Species Reactivity	Citations	SDS
MABF949-SF	1112-1, monoclonal	ELISA, FACS, Neutral	rabies virus, virus		



Anti-Rabies Virus CVS-11 Antibody, clone 509-6

All Photos (1)

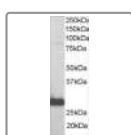
Product No.	Clonality	Application	Species Reactivity	Citations	SDS
MABF2073	509-6, monoclonal	ELISA, FACS, Neutral	rabies virus		



Anti-RAGE (Receptor for Advanced Glycation Endproducts) antibody produced in rabbit

[All Photos \(1\)](#)

Product No.	Clonality	Application	Species Reactivity	Citations	SDS
R5278	polyclonal	IHC, WB	mouse, rat	14	

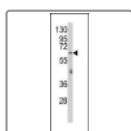


Anti-RANBP1 antibody produced in goat

Synonym(s): Anti-RAN binding protein 1

[All Photos \(1\)](#)

Product No.	Clonality	Application	Species Reactivity	Citations	SDS
SAB2500863	polyclonal	ELISA (i), FACS, IF, IHC, WB	human		

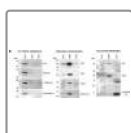


ANTI-RARS2 (C-TERM) antibody produced in rabbit

Synonym(s): ArgRS, Arginine--tRNA ligase, Arginyl-tRNA synthetase-like, Probable arginyl-tRNA synthetase, RARS2, RARSL, mitochondrial

[All Photos \(1\)](#)

Product No.	Clonality	Application	Species Reactivity	Citations	SDS
SAB1303001	polyclonal	FACS, IHC, WB	human		




Anti-Ras Antibody, clone RAS10

[All Photos \(4\)](#)

Product No.	Clonality	Application	Species Reactivity	Citations	SDS
05-516	RAS10, monoclonal	ELISA, FACS, ICC, IHC, IP, WB	rat, human, mouse	176	




Anti-Ras Antibody, clone RAS10, Alexa Fluor™ 555 Conjugate



[Photos](#) (2)

Product No.	Clonality	Application	Species Reactivity	Citations	SDS
05-516-AF555	RAS10, monoclonal	FACS, ICC	rat, human, mouse		



Anti-Ras Antibody, clone RAS10, Alexa Fluor™ 647 Conjugate

[All Photos](#) (2)

Product No.	Clonality	Application	Species Reactivity	Citations	SDS
05-516-AF647	RAS10, monoclonal	FACS, ICC	mouse, rat, human		




ANTI-RASIP1 (CENTER) antibody produced in rabbit

Synonym(s): RASIP1, Rain, Ras-interacting protein 1

[All Photos](#) (1)

Product No.	Clonality	Application	Species Reactivity	Citations	SDS
SAB1303024	polyclonal	FACS, IHC, WB	human		



Anti-RASSF1

[All Photos](#) (3)

Product No.	Clonality	Application	Species Reactivity	Citations	SDS
ABS1484	polyclonal	FACS, IHC, WB	human, rat		




Anti-Rat IgG (Fc specific)-Fluorescein antibody produced in goat

Synonym(s): FITC

[All Photos](#) (1)

Product No.	Clonality	Application	Species Reactivity	Citations	SDS
SAB3700540	polyclonal	ELISA (i), FACS, IF, IF (d)	rat		

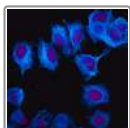


Anti-Rat IgG (H+L), highly cross-adsorbed, CF™ 350 antibody produced in goat

All

Photos (2)

Product No.	Clonality	Application	Species Reactivity	Citations	SDS
SAB4600017	polyclonal	FACS, ICC, IF, IHC	rat		

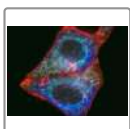


Anti-Rat IgG (H+L), highly cross-adsorbed, CF™ 405M antibody produced in goat

All

Photos (1)

Product No.	Clonality	Application	Species Reactivity	Citations	SDS
SAB4600463	polyclonal	ELISA (i), FACS, ICC, IF, IHC, WB	rat	3	
SAB4600464	polyclonal	ELISA (i), FACS, ICC, IF, IHC, WB	rat		

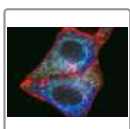


Anti-Rat IgG (H+L), highly cross-adsorbed, CF™ 488A antibody produced in donkey

All

Photos (6)

Product No.	Clonality	Application	Species Reactivity	Citations	SDS
SAB4600037	polyclonal	FACS, ICC, IF, IHC	rat	3	

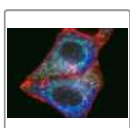


Anti-Rat IgG (H+L), highly cross-adsorbed, CF™ 488A antibody produced in goat

All

Photos (6)

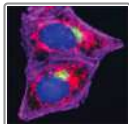
Product No.	Clonality	Application	Species Reactivity	Citations	SDS
SAB4600046	polyclonal	FACS, ICC, IF, IHC	rat	4	



Anti-Rat IgG (H+L), highly cross-adsorbed, CF™ 488A antibody produced in rabbit

All**Photos** (6)

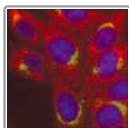
Product No.	Clonality	Application	Species Reactivity	Citations	SDS
SAB4600057	polyclonal	FACS, ICC, IF, IHC	rat		



Anti-Rat IgG (H+L), highly cross-adsorbed, CF™ 555 antibody produced in goat

All**Photos** (6)

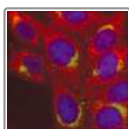
Product No.	Clonality	Application	Species Reactivity	Citations	SDS
SAB4600070	polyclonal	FACS, ICC, IF, IHC	rat	1	



Anti-Rat IgG (H+L), highly cross-adsorbed, CF™ 568 antibody produced in donkey

All**Photos** (3)


Product No.	Clonality	Application	Species Reactivity	Citations	SDS
SAB4600077	polyclonal	FACS, ICC, IF, IHC	rat	7	



Anti-Rat IgG (H+L), highly cross-adsorbed, CF™ 568 antibody produced in goat

All**Photos** (3)

Product No.	Clonality	Application	Species Reactivity	Citations	SDS
SAB4600086	polyclonal	FACS, ICC, IF, IHC	rat	3	




Anti-Rat IgG (H+L), highly cross-adsorbed, CF™ 594 antibody produced in donkey

All**Photos** (3)

Product No.	Clonality	Application	Species Reactivity	Citations	SDS
SAB4600100	polyclonal	FACS, ICC, IF, IHC	rat		

Product No.	Clonality	Application	Species Reactivity	Citations	SDS
-------------	-----------	-------------	--------------------	-----------	-----



Anti-Rat IgG (H+L), highly cross-adsorbed, CF™ 594 antibody produced in goat

All

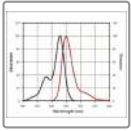
Photos (3)

Product No.	Clonality	Application	Species Reactivity	Citations	SDS
-------------	-----------	-------------	--------------------	-----------	-----

SAB4600111	polyclonal	FACS, ICC, IF, IHC	rat		
-------------------	------------	--------------------	-----	--	--

All **Anti-Rat IgG (H+L), highly cross-adsorbed, CF™ 594 antibody**
Photos (3) **produced in rabbit**

Product No.	Clonality	Application	Species Reactivity	Citations	SDS
SAB4600122	polyclonal	FACS, ICC, IF, IHC	rat	1	




Anti-Rat IgG (H+L), highly cross-adsorbed, CF™ 633 antibody
produced in donkey

All
Photos (4)

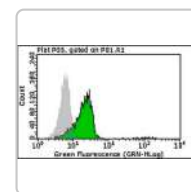
Product No.	Clonality	Application	Species Reactivity	Citations	SDS
SAB4600133	polyclonal	FACS, ICC, IF, IHC	rat	9	



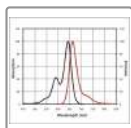
Sigma-Aldrich
SAB4700606
Monoclonal
Anti-Kappa...



Sigma-Aldrich
C7492
Monoclonal
Anti-...




Sigma-Aldric
MABT18
Anti-Delta
Antibody,



Anti-Rat IgG (H+L), highly cross-adsorbed, CF™ 640R antibody produced in donkey

All
Photos (3)

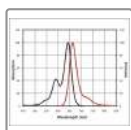
Product No.	Clonality	Application	Species Reactivity	Citations	SDS
SAB4600156	polyclonal	FACS, ICC, IF, IHC	rat	5	



Anti-Rat IgG (H+L), highly cross-adsorbed, CF™ 640R antibody produced in goat

All
Photos (3)


Product No.	Clonality	Application	Species Reactivity	Citations	SDS
SAB4600165	polyclonal	FACS, ICC, IF, IHC	rat		



Anti-Rat IgG (H+L), highly cross-adsorbed, CF™ 640R antibody produced in rabbit

All
Photos (3)

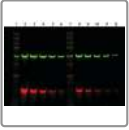
Product No.	Clonality	Application	Species Reactivity	Citations	SDS
SAB4600174	polyclonal	FACS, ICC, IF, IHC	rat		



Anti-Rat IgG (H+L), highly cross-adsorbed, CF™ 647 antibody produced in goat

All
Photos (2)

Product No.	Clonality	Application	Species Reactivity	Citations	SDS
SAB4600186	polyclonal	FACS, ICC, IF, IHC	rat	4	

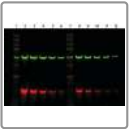


Anti-Rat IgG (H+L), highly cross-adsorbed, CF™ 680 antibody produced in goat

All

Photos (3)

Product No.	Clonality	Application	Species Reactivity	Citations	SDS
SAB4600201	polyclonal	FACS, ICC, IF, IHC	rat		

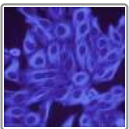


Anti-Rat IgG (H+L), highly cross-adsorbed, CF™ 770 antibody produced in goat

All

Photos (1)

Product No.	Clonality	Application	Species Reactivity	Citations	SDS
SAB4600479	polyclonal	ELISA (i), FACS, ICC, IF, IHC, WB	rat	1	
SAB4600480	polyclonal	ELISA (i), FACS, ICC, IF, IHC, WB	rat		

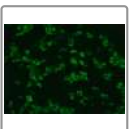


Anti-Rat IgG (H+L), highly crossed-adsorbed, CF™ 350 antibody produced in donkey

All

Photos (1)

Product No.	Clonality	Application	Species Reactivity	Citations	SDS
SAB4600220	polyclonal	ELISA (i), FACS, ICC, IF, IHC, WB	rat		



Anti-Rat IgG (whole molecule)-FITC antibody produced in rabbit

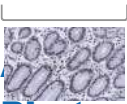
All

Photos (3)



Product No.	Clonality	Application	Species Reactivity	Citations	SDS
F1763	polyclonal	IF, IHC (p)		32	



Anti-RBPJ Antibody, clone 2D10 ZooMAb® Rabbit Monoclonal



Photos (15)



Product No.	Clonality	Application	Species Reactivity	Citations	SDS
ZRB2107	2D10, recombinant monoclonal	FACS, ICC, IHC, WB, affinity binding assay	mouse, rat, human	 	



All Photos (8)

Anti-RBPMS Antibody, clone 1E16 ZooMAb[®] Rabbit Monoclonal

Synonym(s): Heart and RRM expressed sequence, Hermes, RBP-MS, RNA-binding protein with multiple splicing

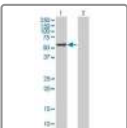
Product No.	Clonality	Application	Species Reactivity	Citations	SDS
ZRB1622	1E16, monoclonal recombinant monoclonal	FACS, IHC (p), WB	human, rat, mouse	 	



All Photos (1)

Anti-Reovirus Type 3 sigma 1 hemagglutinin Antibody, clone 9BG5


Product No.	Description	SDS
MAB994-I		



All Photos (3)

Anti-RGS6 antibody produced in mouse

Product No.	Clonality	Application	Species Reactivity	Citations
SAB1406859	polyclonal	FACS, WB	rat, human	1




Anti-RGS10, (N-terminal) antibody produced in rabbit

Synonym(s): Anti-2310010N19Rik, Anti-MGC129414

All Photos (1)


Product No.	Clonality	Application	Species Reactivity	Citations	SDS
SAB2105482	polyclonal	FACS, WB	human, mouse, rat	1	



Anti-Ricin B Chain Antibody, clone RBC11

All Photos (1)

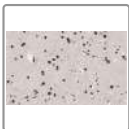
Product No.	Clonality	Application	Species Reactivity	Citations	SDS
MABF2154	RBC11, monoclonal	ELISA, FACS	<i>Ricinus communis</i>		



Anti-RIG1 Antibody, clone 42

All Photos (2)

Product No.	Clonality	Application	Species Reactivity	Citations	SDS
MABF284	42, monoclonal	FACS, WB	human		





Anti-RNA polymerase II Antibody, clone CTD4H8

ZooMAb[®] Mouse Monoclonal

Synonym(s): DNA-directed RNA polymerase II subunit A, DNA-directed RNA polymerase II subunit RPB1, DNA-directed RNA polymerase III largest subunit, EC:2.7.7.6, RNA polymerase II subunit B1, RNA-directed RNA polymerase II subunit RPB1

All

Photos (24)

Product No.	Clonality	Application	Species Reactivity	Citations	SDS
ZMS1031	CTD4H8, recombinant monoclonal monoclonal	FACS, ICC, IHC (p), WB	human		 




Anti-ROBO3 antibody produced in goat

Synonym(s): FLJ21044, HGNC:13433, HGPPS, roundabout, axon guidance receptor, homolog 3 (Drosophila)

All

Photos (1)

Product No.	Clonality	Application	Species Reactivity	Citations	SDS
SAB2501829	polyclonal	ELISA (i), FACS	canine, human		



Anti-ROM1 antibody produced in mouse



[All Photos](#) (3)


Product No.	Clonality	Application	Species Reactivity	Citations
SAB1406397	polyclonal	FACS, WB	human	



Anti-RORγ Antibody, clone 1D13 ZooMAb® Rabbit Monoclonal

[All Photos](#) (15)

Product No.	Clonality	Application	Species Reactivity	Citations	SDS
ZRB1398	1D13, recombinant monoclonal	FACS, ICC, IHC (p), WB, affinity binding assay	mouse, human	 	



ANTI-RPGRIP1 (CENTER) antibody produced in rabbit

Synonym(s): RPGR-interacting protein 1, RPGRIP1, X-linked retinitis pigmentosa GTPase regulator-interacting protein 1

[All Photos](#) (1)

Product No.	Clonality	Application	Species Reactivity	Citations	SDS
SAB1301162	polyclonal	FACS, IHC, WB	human		



ANTI-RPS15A (N-TERM) antibody produced in rabbit

Synonym(s): 40S ribosomal protein S15a, OK/SW-cl.82, RPS15A

[All Photos](#) (1)



Product No.	Clonality	Application	Species Reactivity	Citations	SDS
SAB1303191	polyclonal	FACS, IHC, WB	human		



Anti-RRM1 Antibody, clone 1E20 ZooMAb® Rabbit Monoclonal



Photos (9)

Product No.	Clonality	Application	Species Reactivity	Citations	SDS
ZRB2048	1E20, recombinant monoclonal	FACS, IHC, WB, affinity binding assay	human, monkey	 	



Anti-RRM1 antibody, Rabbit monoclonal

All Photos (2)

Product No.	Clonality	Application	Species Reactivity	Citations	SDS
SAB5500171	SP167, monoclonal	FACS, IF, IHC	human (tested)		



ANTI-RSPO4 (C-TERM) antibody produced in rabbit

Synonym(s): C20orf182, R-spondin-4, RSPO4

All Photos (1)

Product No.	Clonality	Application	Species Reactivity	Citations	SDS
SAB1301084	polyclonal	FACS, IHC, WB	human		



Anti-RSV Antibody, fusion protein, all type A, B strains, clone 131-2A

All Photos (1)



Product No.	Clonality	Application	Species Reactivity	Citations	SDS
MAB8599	131-2A, monoclonal	ELISA, FACS, IF, WB	human	39	




Anti-RSV Fusion Protein Antibody, clone 131-2A

ZooMAb[®] Mouse Monoclonal

All Photos (14)

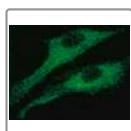
Product No.	Clonality	Application	Species Reactivity	Citations	SDS
ZMS1055	131-2A, recombinant monoclonal	ELISA, FACS, ICC, IHC (p), WB	virus	 	



Anti-RTN4IP1 Antibody, clone NIMP-R14

[All Photos](#) (2)

Product No.	Clonality	Application	Species Reactivity	Citations	SDS
MABC961M	NIMP-R14, monoclonal	FACS, ICC, IHC, inhibition assay	mouse		



Anti-Ryanodine Receptor Antibody, clone RYR.1

[All Photos](#) (1)

Product No.	Clonality	Application	Species Reactivity	Citations	SDS
MAB3086	RYR.1, monoclonal	ELISA, FACS, ICC, IHC, IP, RIA, WB	rat, human, mouse, pig, bovine, canine	1	



All Photos (2) **Anti-S100 Beta antibody, Rabbit monoclonal**

Product No.	Clonality	Application	Species Reactivity	Citations	SDS
SAB5500172	SP127, monoclonal	FACS, IHC	human (tested)	3	



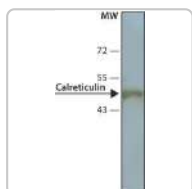
Anti-S100-A8 Antibody, clone 1F16 ZooMAb[®] Rabbit Monoclonal

All Photos (11)

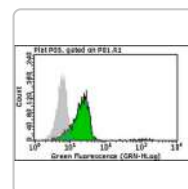
Product No.	Clonality	Application	Species Reactivity	Citations	SDS
ZRB1672	1F16, recombinant monoclonal	FACS, IHC, WB, affinity binding	human	 	



Sigma-Aldrich
SAB4700606
Monoclonal
Anti-Kappa...



Sigma-Aldrich
C7492
Monoclonal
Anti-...



Sigma-Aldrich
MABT18
Anti-Delta
Antibody,






Anti-S100-B Antibody, clone 8F20 ZooMAb® Rabbit Monoclonal

Synonym(s): Protein S100-B, S-100 protein beta chain, S-100 protein subunit beta, S100 calcium-binding protein B

[All](#)

[Photos](#) (12)

Product No.	Description	SDS
ZRB1628	recombinant, expressed in HEK 293 cells	 



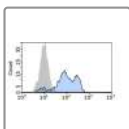
ANTI-S39A8 (CENTER) antibody produced in rabbit

Synonym(s): BCG-induced integral membrane protein in monocyte clone 103 protein, BIGM103, SLC39A8, ZIP8, Zinc transporter ZIP8

[All](#)

[Photos](#) (1)


Product No.	Clonality	Application	Species Reactivity	Citations	SDS
SAB1306150	polyclonal	FACS, WB	human		



Anti-S100A8/S100A9 Antibody, clone 5.5

[All Photos](#) (1)

Product No.	Clonality	Application	Species Reactivity	Citations	SDS
MABF291	5.5, monoclonal	ELISA, FACS, IHC, IP, WB	human	4	



Anti-S100A9/MRP14 Antibody, clone 17

[All Photos](#) (2)

Product No.	Clonality	Application	Species Reactivity	Citations	SDS
MABF276	17, monoclonal	FACS, WB	human		

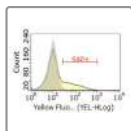


Anti-SAMHD1 Antibody, clone I19-18

[All Photos](#) (1)

Product No. Description

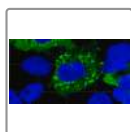
MABF933



Anti-SAP/SH2D1A Antibody, clone 1A9

[All Photos](#) (1)

Product No.	Clonality	Application	Species Reactivity	Citations	SDS
MABF920	1A9, monoclonal	FACS, WB	mouse, human		





Anti-SARS-CoV-1/2 NP Antibody, clone 1C7C7

ZooMAb[®] Mouse Monoclonal

Synonym(s): NC, Nucleocapsid protein, Protein N.

[All Photos](#) (8)

Product No.	Clonality	Application	Species Reactivity	Citations	SDS
ZMS1075	1C7C7, recombinant monoclonal	FACS, ICC, WB, affinity binding assay	SARS virus	16	 






Anti-SARS-CoV-1/2 S Protein Antibody, clone 2B3E5

ZooMAb[®] Mouse Monoclonal

Synonym(s): Coronavirus S protein, Cov-2 S protein, E2, Peplomer protein, S glycoprotein, SARS-CoV 1/2 Spike glycoprotein

[All Photos](#) (9)

Product No.	Clonality	Application	Species Reactivity	Citations	SDS
ZMS1076	2B3E5, recombinant monoclonal	ELISA, FACS, WB, affinity binding assay	SARS virus	7	 






Anti-SARS-CoV-1/2 S Protein Antibody, clone hu2B3E5 ZooMAb[®] Chimeric Monoclonal

Synonym(s): Coronavirus S protein, Cov-2 S protein, E2, Peplomer protein, S glycoprotein, SARS-CoV 1/2 Spike glycoprotein

[All](#)

[Photos](#) (10)



Product No.	Clonality	Application	Species Reactivity	Citations	SDS
ZHU1076	hu2B3E5, recombinant monoclonal	ELISA, FACS, WB, affinity binding assay	SARS virus	3	 




Anti-SARS-CoV-1/2 S protein CR3022 Antibody ZooMAb[®] Human Monoclonal

[All](#)

[Photos](#) (8)

Product No.	Clonality	Application	Species Reactivity	Citations	SDS
ZHU1077	CR3022, recombinant monoclonal	EIA, ELISA, FACS, Neutral, WB, affinity binding assay	SARS virus		 



Anti-SATB1 antibody, Mouse monoclonal

Synonym(s): Anti-SATB homeobox 1, Anti-Special AT-rich sequence-binding protein 1, Monoclonal Anti-SATB1 antibody produced in mouse

[All](#)

[Photos](#) (2)




Product No.	Clonality	Application	Species Reactivity	Citations	SDS
SAB4200481	SAT-5, monoclonal	FACS, ICC, WB	human, mouse, monkey, rat	9	



Anti-SCA-1/LY6A-E Antibody, clone 1J4-H2 ZooMAb[®] Rabbit Monoclonal

Synonym(s): Anti-Claudin-5 Antibody, clone 3H12 ZooMAb[®] Rabbit Monoclonal

All
Photos (8)

Product No.	Clonality	Application	Species Reactivity	Citations	SDS
ZRB2309	1J4-H2, recombinant monoclonal	FACS, ICC, IHC, WB, affinity binding assay	human, mouse	  	

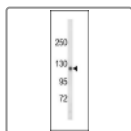


ANTI-SCAP (CENTER) antibody produced in rabbit

Synonym(s): KIAA0199, PSEC0227, SCAP, SREBP cleavage-activating protein, Sterol regulatory element-binding protein cleavage-activating protein

All
Photos (2)

Product No.	Clonality	Application	Species Reactivity	Citations	SDS
SAB1303066	polyclonal	FACS, IHC, WB	human		



ANTI-SDCCAG33 (CENTER) antibody produced in rabbit

Synonym(s): Antigen NY-CO-33, SDCCAG33, TSH1, TSHZ1, Teashirt homolog 1

All Photos (1)

Product No.	Clonality	Application	Species Reactivity	Citations	SDS
SAB1306523	polyclonal	FACS, IHC, WB	human, mouse		




Anti-SDF4 antibody produced in goat

Synonym(s): 45 kDa calcium-binding protein, Anti-Cab45, Anti-stromal cell derived factor 4, OTTHUMP00000001754

All
Photos (4)

Product No.	Clonality	Application	Species Reactivity	Citations	SDS
SAB2501769	polyclonal	ELISA, FACS, IF, IHC, WB	canine, rat, bovine, human, mouse	1	




ANTI-SDR (CENTER) antibody produced in rabbit

Synonym(s): Cavin-2, PS-p68, Phosphatidylserine-binding protein, SDPR, Serum deprivation-response protein

[All Photos \(1\)](#)

Product No.	Clonality	Application	Species Reactivity	Citations	SDS
SAB1306557	polyclonal	FACS, IHC, WB	hamster, human		



ANTI-SELT (N-TERM) antibody produced in rabbit

Synonym(s): SELT, Selenoprotein T, UNQ150/PRO176

[All Photos \(1\)](#)


Product No.	Clonality	Application	Species Reactivity	Citations	SDS
SAB1301712	polyclonal	FACS, WB	human		



Anti-Semaphorin 4D/CD100 Antibody, clone BMA-12

[All Photos \(1\)](#)

Product No.	Description	SDS
MABC987		

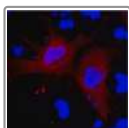


Anti-SEPT4 antibody produced in goat

Synonym(s): Anti-ARTS, Anti-BRADEION, Anti-CE5B3, Anti-H5, Septin 4

[All Photos \(1\)](#)

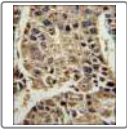
Product No.	Clonality	Application	Species Reactivity	Citations	SDS
SAB2501449	polyclonal	ELISA (i), FACS, IHC, WB	mouse, human, bovine, canine	1	



Anti-Serpin B9 Antibody, clone 7D8

[All Photos \(3\)](#)

Product No.	Clonality	Application	Species Reactivity	Citations	SDS
MABS1911	7D8, monoclonal	ELISA, FACS, ICC, IF, IHC, WB	human		



ANTI-SERPINA4 (C-TERM) antibody produced in rabbit

Synonym(s): KST, Kallikrein inhibitor, Kallistatin, PI4, Protease inhibitor 4, Serpin A4, name: SERPINA4

**All
Photos** (2)

Product No.	Clonality	Application	Species Reactivity	Citations	SDS
SAB1303115	polyclonal	FACS, IHC, WB	human		




ANTI-SGF29 (C-TERM) antibody produced in rabbit

Synonym(s): CCDC101, Coiled-coil domain-containing protein 101, SAGA-associated factor 29 homolog, SGF29

**All
Photos** (2)

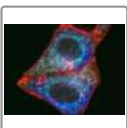
Product No.	Clonality	Application	Species Reactivity	Citations	SDS
SAB1301119	polyclonal	FACS, IHC, WB	human		



Anti-Sheep IgG (H+L), highly cross-adsorbed, CF™ 350 antibody produced in donkey

**All
Photos** (2)

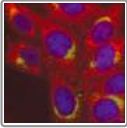
Product No.	Clonality	Application	Species Reactivity	Citations	SDS
SAB4600011	polyclonal	FACS, ICC, IF, IHC	sheep		



Anti-Sheep IgG (H+L), highly cross-adsorbed, CF™ 488A antibody produced in donkey

**All
Photos** (6)

Product No.	Clonality	Application	Species Reactivity	Citations	SDS
SAB4600038	polyclonal	FACS, ICC, IF, IHC	sheep		




Anti-Sheep IgG (H+L), highly cross-adsorbed, CF™ 568 antibody produced in donkey

[All](#)

[Photos](#) (3)

Product No.	Clonality	Application	Species Reactivity	Citations	SDS
SAB4600078	polyclonal	FACS, ICC, IF, IHC	sheep		




Anti-Sheep IgG (H+L), highly cross-adsorbed, CF™ 594 antibody produced in donkey

[All](#)

[Photos](#) (3)

Product No.	Clonality	Application	Species Reactivity	Citations	SDS
SAB4600101	polyclonal	FACS, ICC, IF, IHC	sheep		




Anti-Sheep IgG (H+L), highly cross-adsorbed, CF™ 594 antibody produced in rabbit

[All](#)

[Photos](#) (3)

Product No.	Clonality	Application	Species Reactivity	Citations	SDS
SAB4600123	polyclonal	FACS, ICC, IF, IHC	sheep		



Anti-Sheep IgG (H+L), highly cross-adsorbed, CF™ 633 antibody produced in donkey

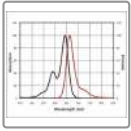
[All](#)

[Photos](#) (4)

Product No.	Clonality	Application	Species Reactivity	Citations	SDS
SAB4600134	polyclonal	FACS, ICC, IF, IHC	sheep		

All **Anti-Sheep IgG (H+L), highly cross-adsorbed, CF™ 633**
Photos (4) **antibody produced in rabbit**

Product No.	Clonality	Application	Species Reactivity	Citations	SDS
SAB4600152	polyclonal	FACS, ICC, IF, IHC	sheep	3	




Anti-Sheep IgG (H+L), highly cross-adsorbed, CF™ 640R
antibody produced in donkey

All
Photos (3)

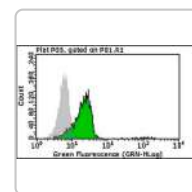
Product No.	Clonality	Application	Species Reactivity	Citations	SDS
SAB4600157	polyclonal	FACS, ICC, IF, IHC	sheep		




Sigma-Aldrich
SAB4700606
Monoclonal
Anti-Kappa...



Sigma-Aldrich
C7492
Monoclonal
Anti-...



Sigma-Aldric
MABT18
Anti-Delta
Antibody,



Anti-Sheep IgG (H+L), highly cross-adsorbed, CF™ 647 antibody produced in donkey

[All](#)

[Photos \(2\)](#)

Product No.	Clonality	Application	Species Reactivity	Citations	SDS
SAB4600178	polyclonal	FACS, ICC, IF, IHC	sheep		



Anti-Sheep IgG (H+L), highly cross-adsorbed, CF™ 680 antibody produced in donkey

[All](#)

[Photos \(3\)](#)

Product No.	Clonality	Application	Species Reactivity	Citations	SDS
SAB4600198	polyclonal	FACS, ICC, IF, IHC	sheep		

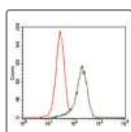


Anti-Sheep IgG F(ab')₂, highly cross adsorbed-Texas Red™ antibody produced in rabbit

[All](#)

[Photos \(1\)](#)

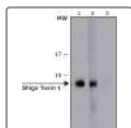
Product No.	Clonality	Application	Species Reactivity	Citations	SDS
SAB3700695	polyclonal	ELISA (i), FACS, IF, IF (d)	sheep	1	



Anti-SHH Antibody, clone 5H4

[All Photos \(3\)](#)

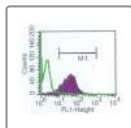
Product No.	Clonality	Application	Species Reactivity	Citations	SDS
MABD175	5H4, monoclonal	FACS, IHC, WB	mouse, human, monkey	1	



Anti-Shiga Toxin 1, B Subunit (STxB) antibody, Mouse monoclonal

[All Photos](#) (2)

Product No.	Clonality	Application	Species Reactivity	Citations	SDS
SAB4200774	13C4, monoclonal	FACS, IP	<i>E. coli</i>	4	



Anti-Shiga Toxin 1, B Subunit-FITC antibody, Mouse monoclonal




[All Photos](#) (1)

Product No.	Clonality	Application	Species Reactivity	Citations	SDS
SAB4200799	13C4, monoclonal	FACS	<i>E. coli</i>	3	



Anti-SHIP1 Antibody, clone 1J20 ZooMAb[®] Rabbit Monoclonal



[All Photos](#) (7)

Product No.	Clonality	Application	Species Reactivity	Citations	SDS
ZRB2572	recombinant monoclonal	FACS, ICC, IHC, WB, affinity binding assay	human		  

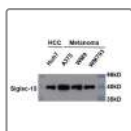


Anti-SHP2 Antibody, clone 3B17 ZooMAb[®] Rabbit Monoclonal

[All Photos](#) (13)



Product No.	Clonality	Application	Species Reactivity	Citations	SDS
ZRB1934	3B17, recombinant monoclonal	FACS, ICC, IHC, WB,	human		 

Product No.	Clonality	Application	Species Reactivity	Citations	SDS
		affinity binding assay			



Anti-SIGLEC15 Antibody, clone 1B10 ZooMAb[®] Rabbit Monoclonal

All Photos (14)



Product No.	Clonality	Application	Species Reactivity	Citations	SDS
ZRB2166	1B10, recombinant monoclonal	FACS, ICC, IHC, WB	human	 	




Anti-Siglec-7/CD328 Antibody, clone 1B10 ZooMAb[®] Rabbit Monoclonal

Synonym(s): AIRM-1, CD328, CDw328, D-siglec, QA79 membrane protein, Sialic acid-binding Ig-like lectin 7, Siglec-7 Adhesion inhibitory receptor molecule 1, p75



All Photos (12)

Product No.	Clonality	Application	Species Reactivity	Citations	SDS
ZRB1030	1B10, recombinant monoclonal monoclonal	FACS, ICC, IHC, WB, affinity binding assay	mouse, human	 	



Anti-Siglec-9 Antibody, clone 3F22 ZooMAb[®] Rabbit Monoclonal

All Photos (8)


Product No.	Clonality	Application	Species Reactivity	Citations	SDS
ZRB1031	3F22, recombinant monoclonal	FACS, IHC (p), WB	mouse, human	 	



Anti-Siglec-H Antibody, clone 551

[All Photos](#) (1)




Product No.	Clonality	Application	Species Reactivity	Citations	SDS
MABF2045	551, monoclonal	FACS, IHC	mouse		



Anti-Siglec5/CD170 Antibody, clone 2J17 ZooMAb® Rabbit Monoclonal

Synonym(s): Anti-Emerin Antibody, clone 1C22 ZooMAb® Rabbit Monoclonal

[All Photos](#) (7)


Product No.	Clonality	Application	Species Reactivity	Citations	SDS
ZRB2737	2J17, recombinant monoclonal	FACS, IHC, WB, affinity binding assay	human, rat		  



Anti-Sigma IR Antibody, clone ICR-SIG1R-A

[All Photos](#) (1)

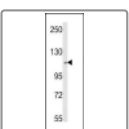
Product No.	Clonality	Application	Species Reactivity	Citations	SDS
MABN390	ICR-SIG1R-A, monoclonal	FACS, ICC, IHC, IP, WB	human	1	



Anti-SIRPA Antibody, clone MY-1

[All Photos](#) (1)

Product No.	Clonality	Application	Species Reactivity	Citations	SDS
MABS2282	MY-1, monoclonal	FACS, IF, IP, WB, inhibition assay	mouse		




ANTI-SKIV2L2 (CENTER) antibody produced in rabbit

Synonym(s): ATP-dependent helicase SKIV2L2, KIAA0052, Mtr4, SKIV2L2, Superkiller viralicidic activity 2-like 2




All Photos (1)

Product No.	Clonality	Application	Species Reactivity	Citations	SDS
SAB1307216	polyclonal	FACS, IHC, WB	human		



Anti-SLAM/CD150 Antibody, clone 3I9 ZooMAb® Rabbit Monoclonal

All Photos (7)

Product No.	Clonality	Application	Species Reactivity	Citations	SDS
ZRB2755	recombinant monoclonal	FACS, ICC, IHC, WB, affinity binding assay	rat, human	  	



Anti-SLAMF7 (CD319) Antibody, clone 162

All Photos (1)

Product No.	Clonality	Application	Species Reactivity	Citations	SDS
MABF2093	162, monoclonal	FACS, IHC, IP, inhibition assay	human		

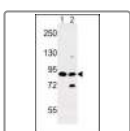


ANTI-SLC10A1 (C-TERM) antibody produced in rabbit

Synonym(s): NTCP, SLC10A1, Sodium/bile acid cotransporter

All Photos (1)

Product No.	Clonality	Application	Species Reactivity	Citations	SDS
SAB1303863	polyclonal	FACS, WB	human		

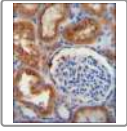


ANTI-SLC8A1 (CENTER) antibody produced in rabbit

Synonym(s): CNC, NCX1, Na(+)/Ca(2+)-exchange protein 1, SLC8A1, Sodium/calcium exchanger 1

All Photos (1)

Product No.	Clonality	Application	Species Reactivity	Citations	SDS
SAB1303190	polyclonal	FACS, IHC, WB	human, mouse	3	



ANTI-SLC5A12 (C-TERM) antibody produced in rabbit

Synonym(s): SLC5A12, SMCT2, Sodium-coupled monocarboxylate transporter 2

[All Photos \(2\)](#)

Product No.	Clonality	Application	Species Reactivity	Citations	SDS
SAB1301106	polyclonal	FACS, IHC, WB	human		




ANTI-SLC25A37 (C-TERM) antibody produced in rabbit

Synonym(s): HT015, MFRN, MSCP, Mitochondrial iron transporter 1, Mitochondrial solute carrier protein, Mitoferrin-1, SLC25A37, Solute carrier family 25 member 37

[All Photos \(1\)](#)

Product No.	Clonality	Application	Species Reactivity	Citations	SDS
SAB1303178	polyclonal	FACS, IHC, WB	human		

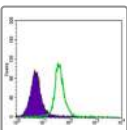


Anti-SLC6A4 (C-terminal) antibody produced in goat

Synonym(s): 5-HTT, 5-HTTLPR, 5HTT, HTT, solute carrier family 6 (neurotransmitter transporter, serotonin), member 4

[All Photos \(1\)](#)


Product No.	Clonality	Application	Species Reactivity	Citations	SDS
SAB2502028	polyclonal	ELISA, FACS, IF	rat, bovine, human, mouse	4	



Anti-SMAD5 Antibody, clone 3H9

[All Photos \(2\)](#)

Product No.	Clonality	Application	Species Reactivity	Citations	SDS
MABN718	3H9, monoclonal	FACS, IF, IHC, WB	rat, human		




Anti-SMARCA3 antibody produced in goat

Synonym(s): Anti-HIP116, Anti-HLTF, Anti-HLTF1, Anti-RNF80, Anti-ZBU1

All Photos (2)

Product No.	Clonality	Application	Species Reactivity	Citations
SAB2500958	polyclonal	ELISA (i), FACS, WB	mouse, human	




ANTI-SNRPD1 (CENTER) antibody produced in rabbit

Synonym(s): SNRPD1, Sm-D autoantigen, Small nuclear ribonucleoprotein Sm D1, snRNP core protein D1

All Photos (1)

Product No.	Clonality	Application	Species Reactivity	Citations	SDS
SAB1307175	polyclonal	FACS, IHC, WB	human		



Anti-SOD1 Antibody, clone 6F5

All Photos (3)

Product No.	Clonality	Application	Species Reactivity	Citations	SDS
MABC684	6F5, monoclonal	FACS, ICC, WB	mouse, human	5	



Anti-Sodium-Iodide Symporter Antibody, C-terminal 2

All Photos (3)

Product No.	Clonality	Application	Species Reactivity	Citations	SDS
ABC1454M	polyclonal	FACS, IHC, IP, WB	human		

All Photos (2) **Anti-SOX17 antibody produced in rabbit**

Synonym(s): Anti-FLJ22252, Anti-SRY (sex determining region Y)-box 17

Product No.	Clonality	Application	Species Reactivity	Citations	SDS
SAB2102267	polyclonal	FACS, IHC, WB	human	1	



Anti-SOX2 antibody produced in rabbit

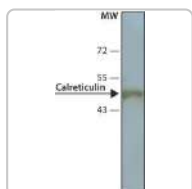
Synonym(s): Anti-Sex-determining region Y-box 2, ANOP3, MCOPS3

All Photos (20)

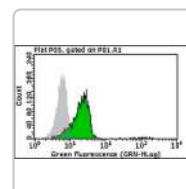
Product No.	Clonality	Application	Species Reactivity	Citations	SDS
S9072	polyclonal	FACS, IHC, WB	human, rat, mouse	7	
SAB2701974	polyclonal	FACS, ICC, IF, IHC, IP, WB	mouse, human, rat	29	



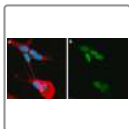
Sigma-Aldrich
SAB4700606
Monoclonal
Anti-Kappa...



Sigma-Aldrich
C7492
Monoclonal
Anti-...




Sigma-Aldrich
MABT18
Anti-Delta
Antibody,



Anti-Sox-11 Antibody, clone SOX11-C1

[All Photos](#) (1)

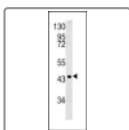
Product No.	Clonality	Application	Species Reactivity	Citations	SDS
MABE1935	SOX11-C1, monoclonal	FACS, ICC, IHC (p), WB	human		



Anti-SOX-2 Antibody, clone 6G1.2, FITC conjugate

[All Photos](#) (1)

Product No.	Clonality	Application	Species Reactivity	Citations	SDS
FCMAB112F	6G1.2, monoclonal	FACS	human, rat, mouse	2	

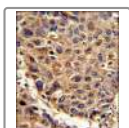


ANTI-SPB3(N-TERMINAL) antibody produced in rabbit

Synonym(s): Protein T4-A, SCCA, SCCA1, SERPINB3, Serpin B3

[All Photos](#) (1)

Product No.	Clonality	Application	Species Reactivity	Citations	SDS
SAB1306509	polyclonal	FACS, IHC, WB	human		




ANTI-SPCS3 (C-TERM) antibody produced in rabbit

Synonym(s): Microsomal signal peptidase 23 kDa subunit, SPC22, SPC22/23, SPCS3, SPase 22 kDa subunit, Signal peptidase complex subunit 3

[All Photos](#) (2)


Product No.	Clonality	Application	Species Reactivity	Citations	SDS
SAB1302993	polyclonal	FACS, IHC, WB	mouse, human		



Anti-SPN antibody produced in mouse


[All Photos](#) (2)

Product No.	Clonality	Application	Species Reactivity	Citations
SAB1406471	polyclonal	FACS, WB	human	1

Product No.	Clonality	Application	Species Reactivity	Citations
	ANTI-SRD5A2L2 (C-TERM) antibody produced in rabbit			
Synonym(s): 3-enoyl-CoA reductase-like, SRD5A2L2, TECRL, Trans-2				

[All Photos](#) (1)


Product No.	Clonality	Application	Species Reactivity	Citations
SAB1301654	polyclonal	FACS, WB	human	



Anti-SRY, clone 1G4 Antibody

[All Photos](#) (4)


Product No.	Clonality	Application	Species Reactivity	Citations	SDS
MABN1101	1G4, monoclonal	ELISA, FACS, IHC, WB	human	1	



Anti-SSEA-1 Antibody, clone MC-480, PE conjugate

[All Photos](#) (2)


Product No.	Clonality	Application	Species Reactivity	Citations	SDS
FCMAB117P	MC-480, monoclonal	FACS, IF, IHC, IP	rat, mouse, human	4	



Anti-SSR2 antibody produced in mouse

[All Photos](#) (4)

Product No.	Clonality	Application	Species Reactivity	Citations
SAB1401374	polyclonal	FACS, WB	human	

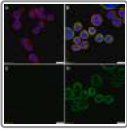


Anti-SSR1 antibody produced in mouse

[All Photos](#) (4)




Product No.	Clonality	Application	Species Reactivity	Citations
SAB1406480	polyclonal	FACS, WB	human	

Product No.	Clonality	Application	Species Reactivity	Citations
-------------	-----------	-------------	--------------------	-----------



Anti-ST2/IL-33R Antibody, clone RMST-2 ZooMAb[®] Rat Monoclonal

All Photos (6)

Product No.	Clonality	Application	Species Reactivity	Citations	SDS
ZRT1338	recombinant monoclonal	FACS, ICC, WB	mouse, human		  



Anti-Stage-Specific Embryonic Antigen-1 Antibody, clone MC-480

All Photos (4)


Product No.	Clonality	Application	Species Reactivity	Citations	SDS
MAB4301	MC-480, monoclonal	FACS, IF, IHC, IP	mouse, human, rat	85	



Anti-Stage-Specific Embryonic Antigen-1 Antibody, clone MC-480, Alexa Fluor[™] 488

All Photos (1)

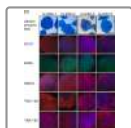
Product No.	Clonality	Application	Species Reactivity	Citations	SDS
MAB4301X	MC-480, monoclonal	FACS, ICC, IF	mouse, human, rat	3	



Anti-Stage-Specific Embryonic Antigen-3 Antibody, clone MC-631

All Photos (3)

Product No.	Clonality	Application	Species Reactivity	Citations	SDS
MAB4303-I	MC-631, monoclonal	FACS, ICC, IF, IHC	human	5	



Anti-Stage-Specific Embryonic Antigen-4 Antibody, clone MC-813-70



[All Photos](#) (4)

Product No.	Clonality	Application	Species Reactivity	Citations	SDS
MAB4304	MC-813-70, monoclonal	ELISA, FACS, IF, IHC	human, mouse	194	



Anti-STAT6 Antibody, clone 1C13 ZooMAb[®] Rabbit Monoclonal



[All Photos](#) (9)


Product No.	Clonality	Application	Species Reactivity	Citations	SDS
ZRB1949	1C13, recombinant monoclonal	FACS, IHC, WB, affinity binding assay	human	 	



Anti-Stat3 Antibody, clone 2D2 ZooMAb[®] Rabbit Monoclonal



[All Photos](#) (12)

Product No.	Clonality	Application	Species Reactivity	Citations	SDS
ZRB1764	2D2, recombinant monoclonal	FACS, ICC, IHC (p), WB, affinity binding assay	rat, human, monkey	 	



Anti-STING1 Antibody, clone 2G7 ZooMAb[®] Rabbit Monoclonal

[All Photos](#) (7)


Product No.	Clonality	Application	Species Reactivity	Citations	SDS
ZRB2301	2G7, recombinant monoclonal	FACS, IHC, WB, affinity binding assay	human	 	



Anti-STRA6

[All Photos](#) (4)

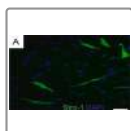
Product No.	Clonality	Application	Species Reactivity	Citations	SDS
ABN1662	polyclonal	FACS, IHC, IP, WB	mouse	1	



Anti-sTRAIL Antibody, clone III6F

[All Photos](#) (1)

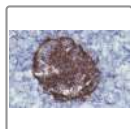
Product No.	Clonality	Application	Species Reactivity	Citations	SDS
MABF118	III6F, monoclonal	FACS, IHC, IP	human	1	



Anti-STRO-1 Antibody, clone STRO-1

[All Photos](#) (1)

Product No.	Clonality	Application	Species Reactivity	Citations	SDS
MAB4315	STRO-1, monoclonal	FACS, IF	human, primate	18	



Anti-ST8SIA1 Antibody, clone HIC0-3C5

[All Photos](#) (1)

Product No.	Clonality	Application	Species Reactivity	Citations	SDS
MABS1997	HIC0-3C5, monoclonal	FACS, IF, IHC	human		



Anti-SUSD2 Antibody, clone 19E8



Product No.	Description	SDS
-------------	-------------	-----

MABC1714



ANTI-SUV4-20H2 (CENTER) antibody produced in rabbit

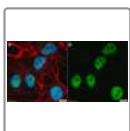
Synonym(s): Histone-lysine N-methyltransferase SUV420H2, KMT5C, Lysine N-methyltransferase 5C, SUV420H2, Suppressor of variegation 4-20 homolog 2

All

Photos (1)

Product No.	Clonality	Application	Species Reactivity	Citations	SDS
-------------	-----------	-------------	--------------------	-----------	-----

SAB1306143	polyclonal	FACS, WB	human, mouse		
-------------------	------------	----------	--------------	--	--



Anti-SV40 T Antigen Antibody, clone PAb416

ZooMAb[®] Mouse Monoclonal

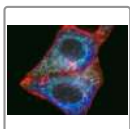
Synonym(s): Anti-XLF/NHEJ1 clone 1C16 ZooMAb[®] Rabbit Monoclonal

All

Photos (6)

Product No.	Clonality	Application	Species Reactivity	Citations	SDS
-------------	-----------	-------------	--------------------	-----------	-----

ZMS1119	PAb416, recombinant monoclonal	FACS, ICC, WB	virus	  	
----------------	--------------------------------------	------------------	-------	---	--



Anti-Swine IgG (H+L), CF[™] 488A antibody produced in goat

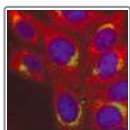
Synonym(s): Anti-Pig IgG (H+L), CF[™] 488A antibody produced in goat, Anti-Porcine IgG (H+L), CF[™] 488A antibody produced in goat

All

Photos (6)

Product No.	Clonality	Application	Species Reactivity	Citations	SDS
-------------	-----------	-------------	--------------------	-----------	-----

SAB4600047	polyclonal	FACS, ICC, IF, IHC	pig	2	
-------------------	------------	--------------------	-----	---	--




Anti-Swine IgG (H+L), CF[™] 568 antibody produced in goat

Synonym(s): Anti-Pig IgG (H+L), CF[™] 568 antibody produced in goat, Anti-Porcine IgG (H+L), CF[™] 568 antibody produced in goat

All

Photos (3)

Product No.	Clonality	Application	Species Reactivity	Citations	SDS
SAB4600087	polyclonal	FACS, ICC, IF, IHC	pig		



Anti-Swine IgG (H+L), CF™ 594 antibody produced in goat

Synonym(s): Anti-Pig IgG (H+L), CF™ 594 antibody produced in goat, Anti-Porcine IgG (H+L), CF™ 594 antibody produced in goat

All

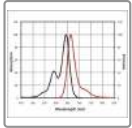
Photos (3)

Product No.	Clonality	Application	Species Reactivity	Citations	SDS
SAB4600112	polyclonal	FACS, ICC, IF, IHC	pig		

All **Anti-Swine IgG (H+L), CF™ 633 antibody produced in goat**

Photos (4) **Synonym(s):** Anti-Pig IgG (H+L), CF™ 633 antibody produced in goat, Anti-Porcine IgG (H+L), CF™ 633 antibody produced in goat

Product No.	Clonality	Application	Species Reactivity	Citations	SDS
SAB4600143	polyclonal	FACS, ICC, IF, IHC	pig		



Anti-Swine IgG (H+L), CF™ 640R antibody produced in goat

Synonym(s): Anti-Pig IgG (H+L), CF™ 640R antibody produced in goat, Anti-Porcine IgG (H+L), CF™ 640R antibody produced in goat


All

Photos (3)

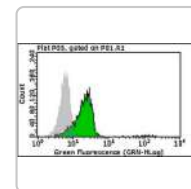
Product No.	Clonality	Application	Species Reactivity	Citations	SDS
SAB4600166	polyclonal	FACS, ICC, IF, IHC	pig		




Sigma-Aldrich
SAB4700606
Monoclonal
Anti-Kappa...



Sigma-Aldrich
C7492
Monoclonal
Anti-...



Sigma-Aldric
MABT18
Anti-Delta
Antibody,



Anti-Swine IgG (H+L), CF™ 647 antibody produced in goat

Synonym(s): Anti-Pig IgG (H+L), CF™ 647 antibody produced in goat, Anti-Porcine IgG (H+L), CF™ 647 antibody produced in goat

[All](#)

[Photos \(2\)](#)



Product No.	Clonality	Application	Species Reactivity	Citations	SDS
SAB4600187	polyclonal	FACS, ICC, IF, IHC	pig		




Anti-Syk Antibody, clone 2G22 ZooMAb® Rabbit Monoclonal

[All](#)

[Photos \(9\)](#)

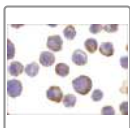
Product No.	Clonality	Application	Species Reactivity	Citations	SDS
ZRB1776	2G22, recombinant monoclonal	FACS, IHC (p), WB, affinity binding assay	human, mouse, rat		 



Anti-Synaptophysin Antibody, clone SY38

[All Photos \(3\)](#)

Product No.	Clonality	Application	Species Reactivity	Citations	SDS
MAB5258	SY38, monoclonal	FACS, ICC, IHC, WB	bovine, rat, avian, fish, mouse, human	200	



Anti-TACE antibody produced in rabbit

Synonym(s): Anti-Adam17

[All Photos \(3\)](#)

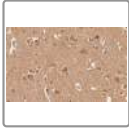
Product No.	Clonality	Application	Species Reactivity	Citations	SDS
SAB3500367	polyclonal	ELISA (i), FACS, ICC, IF, WB	mouse, rat, human	1	



Anti-TACE Antibody, clone D1(A12)



[All Photos](#) (2)

Product No.	Clonality	Application	Species Reactivity	Citations	SDS
MABT884	D1(A12), monoclonal	FACS	human		



Anti-TAK1 Antibody, clone 1N14 ZooMAb® Rabbit Monoclonal

[All Photos](#) (17)


Product No.	Clonality	Application	Species Reactivity	Citations	SDS
ZRB1706	1N14, recombinant monoclonal	ELISA, FACS, ICC, IHC (p), WB, affinity binding assay	human, mouse	 	



Anti-Talin antibody, Mouse monoclonal

[All Photos](#) (2)


Product No.	Clonality	Application	Species Reactivity	Citations	SDS
SAB4200694	8D4, monoclonal	ELISA, FACS, IF	<i>Xenopus</i> , rat, chicken, human, bovine, sheep, hamster	8	



Anti-TAPA-1 (CD81) Antibody, clone 5A6

[All Photos](#) (1)

Product No.	Clonality	Application	Species Reactivity	Citations	SDS
MABF2061	5A6, monoclonal	FACS, IP, WB, inhibition assay	human	2	



Anti-Tapasin Antibody, clone 7F6

All Photos (3)

Product No.	Clonality	Application	Species Reactivity	Citations	SDS
MABF249	7F6, monoclonal	FACS	human	1	



ANTI-TAT (CENTER) antibody produced in rabbit

Synonym(s): L-tyrosine:2-oxoglutarate aminotransferase, TAT, Tyrosine aminotransferase



All Photos (1)

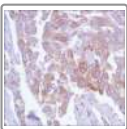
Product No.	Clonality	Application	Species Reactivity	Citations	SDS
SAB1303103	polyclonal	FACS, IHC, WB	human		



Anti-Tau Antibody, clone Tau 12 ZooMAb[®] Mouse Monoclonal

All Photos (11)

Product No.	Clonality	Application	Species Reactivity	Citations	SDS
ZMS1065	Tau 12, recombinant monoclonal	FACS, ICC, IHC, WB	human		 



Anti-TAU antibody, Rabbit monoclonal

All Photos (2)

Product No.	Clonality	Application	Species Reactivity	Citations	SDS
SAB5500182	SP70, monoclonal	FACS, IHC	human (tested)	2	



Anti-Tax-1 Antibody, clone Lt-4

All Photos (1)

Product No.	Clonality	Application	Species Reactivity	Citations	SDS
MABF3063	Lt-4, monoclonal	ELISA, FACS, ICC, IP, WB	(T-cell leukemia virus 1 (HTLV-1))		




Anti-TCR β (mouse) Antibody, clone H57-597



Photos (1)


Product No.	Description	SDS
MABF931		



Anti-TCR beta chain (mouse), FITC, clone H57-597 Antibody

[All Photos \(1\)](#)


Product No.	Clonality	Application	Species Reactivity	Citations	SDS
MABF145C	H57-597, monoclonal	FACS	mouse		



Anti-TCR beta chain (mouse), PerCP-Cy5.5, clone H57-597 Antibody

[All Photos \(1\)](#)

Product No.	Clonality	Application	Species Reactivity	Citations	SDS
MABF145D	H57-597, monoclonal	FACS	mouse		



Anti-TCR beta chain (mouse), violetFluor[®] 450, clone H57-597 Antibody

[All Photos \(1\)](#)

Product No.	Clonality	Application	Species Reactivity	Citations	SDS
MABF145E	H57-597, monoclonal	FACS	mouse		




Anti-TCR Vy1.1 Antibody, clone 2.11

[All Photos \(1\)](#)

Product No.	Clonality	Application	Species Reactivity	Citations	SDS
MABF930M	2.11, monoclonal	FACS, IP	mouse		

Product No.	Clonality	Application	Species Reactivity	Citations	SDS
-------------	-----------	-------------	--------------------	-----------	-----



Anti-TCR Vγ7 Antibody, clone F2.67

[All Photos](#) (1)

Product No.	Clonality	Application	Species Reactivity	Citations	SDS
MABF2676	F2.67, monoclonal	FACS	mouse		




ANTI-TDRD7 (C-TERM) antibody produced in rabbit

Synonym(s): PCTAIRE2BP, TDRD7, Tudor domain-containing protein 7

[All Photos](#) (2)

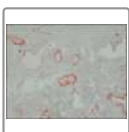
Product No.	Clonality	Application	Species Reactivity	Citations	SDS
SAB1303547	polyclonal	FACS, IHC, WB	human, mouse	2	



Anti-Telo-Collagen Type I, A1/COL1A1

[All Photos](#) (3)


Product No.	Clonality	Application	Species Reactivity	Citations	SDS
ABT256	polyclonal	FACS, IHC, WB	mouse, human, sheep	1	



Anti-Tenascin antibody, Mouse monoclonal

[All Photos](#) (1)


Product No.	Clonality	Application	Species Reactivity	Citations	SDS
SAB4200782	BC-24, monoclonal	ELISA, FACS, IHC	human	5	



Anti-TER-119 (mouse), APC, clone TER-119 Antibody

[All Photos](#) (1)


Product No.	Clonality	Application	Species Reactivity	Citations	SDS
MABF143A	TER-119, monoclonal	FACS	mouse		



Anti-TER-119 (mouse), clone TER-119, biotin conjugate Antibody

All Photos (1)


Product No.	Clonality	Application	Species Reactivity	Citations	SDS
MABF143B	TER-119, monoclonal	FACS	mouse		



Anti-TER-119 (mouse), FITC, clone TER-119 Antibody

All Photos (1)


Product No.	Clonality	Application	Species Reactivity	Citations	SDS
MABF143C	TER-119, monoclonal	FACS	mouse		



Anti-TER-119 (mouse), PE, clone TER-119 Antibody

All Photos (1)

Product No.	Clonality	Application	Species Reactivity	Citations	SDS
MABF143D	TER-119, monoclonal	FACS	mouse		




Anti-TER-119 (mouse), redFluor[®] 710, clone TER-119 Antibody

All Photos (1)

Product No.	Clonality	Application	Species Reactivity	Citations	SDS
MABF144A	TER-119, monoclonal	FACS	mouse		



Anti-TER-119 (mouse), violetFluor[®] 450, clone TER-119 Antibody

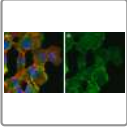


Photos (1)

Product No.	Clonality	Application	Species Reactivity	Citations	SDS
MABF143E	TER-119, monoclonal	FACS	mouse		

All Photos (2) ANTI-TESC (C-TERM) antibody produced in rabbit
Synonym(s): CHP3, Calcineurin B homologous protein 3, TESC, TSC, Tescalcin

Product No.	Clonality	Application	Species Reactivity	Citations	SDS
SAB1301171	polyclonal	FACS, IHC, WB	human, mouse		




Anti-TfR1 (CD71) Antibody

All Photos (2)

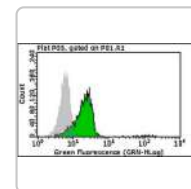
Product No.	Clonality	Application	Species Reactivity	Citations	SDS
MABC1765	3F3-FMA, monoclonal	FACS, ICC, IHC (p), WB	human, mouse		



Sigma-Aldrich
SAB4700606
 Monoclonal
 Anti-Kappa...



Sigma-Aldrich
C7492
 Monoclonal
 Anti-...




Sigma-Aldric
MABT18
 Anti-Delta
 Antibody,





Photos (1)


Product No.	Clonality	Application	Species Reactivity	Citations	SDS
MABS1982	3B82A1, monoclonal	FACS, ICC, IP, WB	human		



Anti-TGF-beta Receptor Antibody, type I

All Photos (4)

Product No.	Clonality	Application	Species Reactivity	Citations	SDS
ABF17-I	polyclonal	FACS, IHC, WB	human, mouse	5	




Anti-TGFBR1 antibody produced in goat

Synonym(s): AAT5, ACVRLK4, ALK-5, transforming growth factor, beta receptor 1

All Photos (1)


Product No.	Clonality	Application	Species Reactivity	Citations	SDS
SAB2501771	polyclonal	ELISA (i), FACS, IHC, WB	rat, human		



Anti-TGFBR3, clone 1C5H11 Antibody

All Photos (3)

Product No.	Clonality	Application	Species Reactivity	Citations	SDS
MABC710	1C5H11, monoclonal	ELISA, FACS, WB	human, mouse		



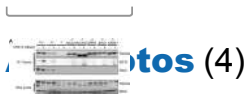
Anti-THAP11 Antibody, clone 3F3

All Photos (4)

Product No.	Clonality	Application	Species Reactivity	Citations	SDS
MABD172	3F3, monoclonal	FACS, IF, IHC, WB	human		



Anti-Themis Antibody



tos (4)


Product No.	Clonality	Application	Species Reactivity	Citations	SDS
06-1328	polyclonal	FACS, IP, WB	mouse	5	



Anti-Thrombomodulin Antibody, clone 1009

[All Photos](#) (1)

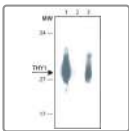
Product No.	Description	SDS
MABS2156		



Anti-Thy 1.1 (CD90) Antibody, clone T11D7e

[All Photos](#) (1)

Product No.	Clonality	Application	Species Reactivity	Citations	SDS
MABF1961	T11D7e, monoclonal	FACS	mouse, rat		



Anti-THY1 antibody, Mouse monoclonal

Synonym(s): Anti-CD90, Anti-CDw90, Anti-FLJ33325, Anti-Thy-1 T-cell antigen, Anti-Thy-1 antigen, Anti-Thy-1 cell surface antigen, Anti-thy-1 membrane glycoprotein, Monoclonal Anti-THY1 antibody produced in mouse

[All Photos](#) (3)


Product No.	Clonality	Application	Species Reactivity	Citations	SDS
SAB4200497	TH350, monoclonal	ELISA, FACS, IHC, WB	mouse, human, rat	7	



Anti-Thy-1 Antibody, clone F15-42-1

[All Photos](#) (1)

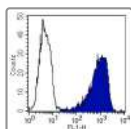
Product No.	Clonality	Application	Species Reactivity	Citations	SDS
CBL415	F15-42-1, monoclonal	FACS, IHC, IP	human	5	



Anti-Thy-1 Antibody, clone F15-42-1, Phycoerythrin conjugated

All Photos (1)

Product No.	Clonality	Application	Species Reactivity	Citations	SDS
CBL415P	F15-42-1, monoclonal	FACS	human	1	



Anti-Thy-1.1 Antibody, clone OX-7



All Photos (1)

Product No.	Clonality	Application	Species Reactivity	Citations	SDS
MAB1406	OX-7, monoclonal	FACS, ICC, IHC	rat	31	



Anti-Thy-1(CD90) Antibody, clone 117 ZooMAb[®] Rabbit Monoclonal

All Photos (12)


Product No.	Clonality	Application	Species Reactivity	Citations	SDS
ZRB1285	117, recombinant monoclonal	FACS, ICC, IHC (p), WB, affinity binding assay	human	 	



Anti-Thyroid Transcription Factor-1 antibody, Rabbit monoclonal

All Photos (2)

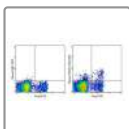
Product No.	Clonality	Application	Species Reactivity	Citations	SDS
SAB5500187	SP141, monoclonal	FACS, IHC	human (tested)	1	



Anti-TIAM2 antibody produced in mouse

[All Photos](#) (3)

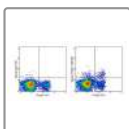
Product No.	Clonality	Application	Species Reactivity	Citations	SDS
SAB1407296	polyclonal	FACS, WB	human, rat		



Anti-TIGIT (mouse), APC, clone 1G9 Antibody

[All Photos](#) (1)

Product No.	Clonality	Application	Species Reactivity	Citations	SDS
MABF141D	1G9, monoclonal	FACS	mouse		



Anti-TIGIT (mouse), PE, clone 1G9 Antibody

[All Photos](#) (2)



Product No.	Clonality	Application	Species Reactivity	Citations	SDS
MABF1419	1G9, monoclonal	FACS	mouse		
MABF1418	1G9, monoclonal	FACS	mouse		



Anti-TIGIT Antibody, clone 1D20 ZooMAb[®] Rabbit Monoclonal

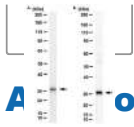
Synonym(s): T-cell immunoreceptor with Ig and ITIM domains, V-set and immunoglobulin domain-containing protein 9, V-set and transmembrane domain-containing protein

[All Photos](#) (15)

Product No.	Clonality	Application	Species Reactivity	Citations	SDS
ZRB1454	1D20, monoclonal recombinant monoclonal	FACS, ICC, IHC (p), WB, affinity binding assay	human, mouse, rat		 



Anti-TIGIT Antibody, clone 1G9



[All Photos](#) (2)


Product No.	Clonality	Application	Species Reactivity	Citations	SDS
MABF2657	1G9, monoclonal	ELISA, FACS, WB	mouse		



Anti-TIGIT Antibody, clone 4D4

[All Photos](#) (2)


Product No.	Clonality	Application	Species Reactivity	Citations	SDS
MABF2658	4D4, monoclonal	ELISA, FACS, WB, inhibition assay	mouse		



Anti-Tim3 Antibody, clone 2E2

[All Photos](#) (2)


Product No.	Clonality	Application	Species Reactivity	Citations	SDS
MABF62	2E2, monoclonal	FACS, WB	human	1	



Anti-Tim3 Antibody, clone 5D12

[All Photos](#) (1)

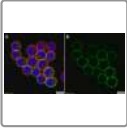
Product No.	Clonality	Application	Species Reactivity	Citations	SDS
MABF73	5D12, monoclonal	FACS	mouse	1	



Anti-TIM-1 Antibody, clone 3B3

[All Photos](#) (1)

Product No.	Clonality	Application	Species Reactivity	Citations	SDS
MABF245	3B3, monoclonal	FACS	mouse		







Anti-TIM-3 Antibody, clone RMT3-23 ZooMAb® Rat Monoclonal

Synonym(s): Anti-DRP1 Antibody, clone 1E8 ZooMAb® Rabbit Monoclonal

[All](#)

[Photos \(6\)](#)


Product No.	Clonality	Application	Species Reactivity	Citations	SDS
ZRT1374	RMT3-23, recombinant monoclonal	FACS, ICC, WB	human, rat	  	



Anti-TIM-3, clone RMT3-23, Azide Free Antibody

[All Photos \(2\)](#)

Product No.	Clonality	Application	Species Reactivity	Citations	SDS
MABF230	RMT3-23, monoclonal	FACS, ICC, IHC, WB	mouse	3	




Anti-TIM3/HAVCR2 antibody produced in goat

Synonym(s): Anti-FLJ14428, Anti-Hepatitis A virus cellular receptor 2, Anti-KIM-3, Anti-TIMD3

[All Photos \(1\)](#)

Product No.	Clonality	Application	Species Reactivity	Citations	SDS
SAB2501040	polyclonal	ELISA (i), FACS, IF, WB	human		



Anti-TIM4/TIMD-4 Antibody, clone Kat5-18

[All Photos \(1\)](#)

Product No.	Clonality	Application	Species Reactivity	Citations	SDS
MABC958	Kat5-18, monoclonal	FACS, Neutral	mouse	3	



Anti-TIM4/TIMD-4 Antibody, clone Mat4-9-5

[All Photos \(1\)](#)

Product No.



Description

SDS

MABC990

All
Photos (14)

Anti-TLR4 Antibody, clone 2N20 ZooMAb[®] Rabbit Monoclonal

Product No.	Clonality	Application	Species Reactivity	Citations	SDS
ZRB1575	2N20, recombinant monoclonal	FACS, ICC, IHC (p), affinity binding assay	human	 	



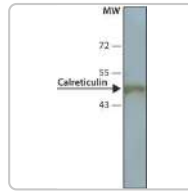
Anti-TLR9 Antibody, clone NaR9

All Photos (1)

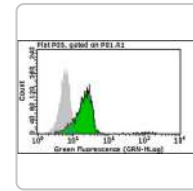
Product No.	Description	SDS
MABF2156		



Sigma-Aldrich
SAB4700606
Monoclonal
Anti-Kappa...



Sigma-Aldrich
C7492
Monoclonal
Anti-...



Sigma-Aldrich
MABT18
Anti-Delta
Antibody,

[View Price and Availability](#)

[View Price and Availability](#)

[View Price and Availability](#)



ANTI-TM111 (N-TERMINAL) antibody produced in rabbit

Synonym(s): EMC3, ER membrane protein complex subunit 3, TMEM111, Transmembrane protein 111

[All Photos \(1\)](#)

Product No.	Clonality	Application	Species Reactivity	Citations	SDS
SAB1306142	polyclonal	FACS, WB	human		

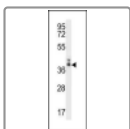


ANTI-TM173(C-TERMINAL) antibody produced in rabbit

Synonym(s): ERIS, MITA, STING, TMEM173, Transmembrane protein 173

[All Photos \(1\)](#)

Product No.	Clonality	Application	Species Reactivity	Citations	SDS
SAB1306152	polyclonal	FACS, WB	human, mouse		

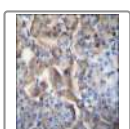


ANTI-TMEM66 (N-TERM) antibody produced in rabbit

Synonym(s): TMEM66, Transmembrane protein 66, XTP3

[All Photos \(2\)](#)

Product No.	Clonality	Application	Species Reactivity	Citations	SDS
SAB1303811	polyclonal	FACS, WB	mouse, human		



ANTI-TMEM90A (C-TERM) antibody produced in rabbit

Synonym(s): TMEM90A

[All Photos \(2\)](#)

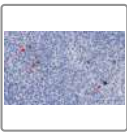
Product No.	Clonality	Application	Species Reactivity	Citations	SDS
SAB1301276	polyclonal	FACS, IHC, WB	human, mouse		



Anti-Tn mIgM (STn-PS A1), clone KT-IgM-8



[All Photos](#) (1)


Product No.	Description	SDS
MABC1717		



Anti-TNFβ/LTA Antibody, clone 3B20-H2 ZooMAb® Rabbit Monoclonal

[All Photos](#) (8)

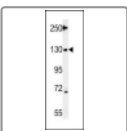
Product No.	Clonality	Application	Species Reactivity	Citations	SDS
ZRB1195	3B20-H2, recombinant monoclonal	FACS, IHC (p), WB	human	 	



Anti-TNFSF13 (APRIL) Antibody, clone A3D8

[All Photos](#) (2)

Product No.	Clonality	Application	Species Reactivity	Citations	SDS
MABC1031	A3D8, monoclonal	FACS	human, mouse		



ANTI-TNKS 2(C-TERMINAL) antibody produced in rabbit

Synonym(s): PARP5B, TANK2, TNKL, TNKS2, Tankyrase-2



[All Photos](#) (1)


Product No.	Clonality	Application	Species Reactivity	Citations	SDS
SAB1306137	polyclonal	FACS, WB	human, mouse		



Anti-Topo I-DNA Complex clone 1.1A ZooMAb® Mouse Monoclonal

All Photos (7)

Product No.	Clonality	Application	Species Reactivity	Citations	SDS
ZMS1108	1.1A, recombinant monoclonal	FACS, ICC, IHC, WB	human, mouse	 	



Anti-Topoisomerase I-DNA Covalent Complexes Antibody, clone 1.1A

All Photos (4)

Product No.	Clonality	Application	Species Reactivity	Citations	SDS
MABE1084	1.1A, monoclonal	DB, ELISA, FACS, ICC	human, mouse	13	

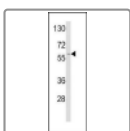


ANTI-TOX3 (CENTER) antibody produced in rabbit

Synonym(s): CAG trinucleotide repeat-containing gene F9 protein, CAGF9, TNRC9, TOX high mobility group box family member 3, TOX3, Trinucleotide repeat-containing gene 9 protein

All Photos (4)

Product No.	Clonality	Application	Species Reactivity	Citations	SDS
SAB1303181	polyclonal	FACS, IHC, WB	mouse, human	1	




ANTI-TPA (CENTER) antibody produced in rabbit

Synonym(s): INN=Alteplase, INN=Retepase, PLAT, Tissue-type plasminogen activator, Tissue-type plasminogen activator chain A

All Photos (1)

Product No.	Clonality	Application	Species Reactivity	Citations	SDS
SAB1306518	polyclonal	FACS, IHC, WB	human		



ANTI-TPC6A(N-TERMINAL) antibody produced in rabbit

Synonym(s): TRAPPC6A, Trafficking protein particle complex subunit 6A

All Photos (1)

Product No.	Clonality	Application	Species Reactivity	Citations	SDS
SAB1306501	polyclonal	FACS, IHC, WB	human		

Product No.	Clonality	Application	Species Reactivity	Citations	SDS
-------------	-----------	-------------	--------------------	-----------	-----




Anti-TPH2 antibody produced in goat

Synonym(s): Anti-ADHD7, Anti-FLJ37295, Anti-HGNC:20692, Anti-NTPH, Neuronal tryptophan hydroxylase

[All Photos](#) (1)

Product No.	Clonality	Application	Species Reactivity	Citations	SDS
SAB2501377	polyclonal	ELISA (i), FACS, IF, IHC	pig, canine, human, bovine	1	

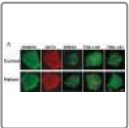


ANTI-TPSAB1 (CENTER) antibody produced in rabbit

Synonym(s): TPS1, TPS2, TPSAB1, TPSB1, Tryptase alpha-1

[All Photos](#) (1)


Product No.	Clonality	Application	Species Reactivity	Citations	SDS
SAB1303861	polyclonal	FACS, WB	human	1	



Anti-TRA-1-60 Antibody, clone TRA-1-60

[All Photos](#) (6)

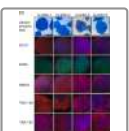
Product No.	Clonality	Application	Species Reactivity	Citations	SDS
MAB4360	TRA-1-60, monoclonal	FACS, ICC, IF, IP, WB	human	358	



Anti-TRA-1-60 Antibody, clone TRA-1-60, FITC conjugate

[All Photos](#) (3)

Product No.	Clonality	Application	Species Reactivity	Citations	SDS
FCMAB115F	TRA-1-60, monoclonal	FACS, ICC		17	



Anti-TRA-1-81 Antibody, clone TRA-1-81

[All Photos](#) (5)


Product No.	Clonality	Application	Species Reactivity	Citations	SDS
MAB4381	TRA-1-81, monoclonal	FACS, ICC, IF, IP, WB	human	258	



Anti-TRA-1-85 Antibody, blood group Antigen Ok(a), clone TRA-1-85

All Photos (1)

Product No.	Clonality	Application	Species Reactivity	Citations	SDS
MAB4385	TRA-1-85, monoclonal	FACS, IP, WB	human	3	



Anti-TRA-2-49 Antibody, Liver/Bone/Kidney Alkaline Phosphatase, clone TRA-2-49/6E

All Photos (2)


Product No.	Clonality	Application	Species Reactivity	Citations	SDS
MAB4349	TRA-2-49/6E, monoclonal	FACS, ICC, IF, IP	rabbit, feline, pig, human	2	



Anti-TRAF1 Antibody, clone 1F3

All Photos (1)

Product No.	Clonality	Application	Species Reactivity	Citations	SDS
MABC260	1F3, monoclonal	FACS, IHC, WB	monkey, human	1	



Anti-TRAIL/CD253 Antibody, clone 6D12.2

All Photos (3)

Product No.	Clonality	Application	Species Reactivity	Citations	SDS
MABC147	6D12.2, monoclonal	FACS, IHC	human		



Anti-Transglutaminase-2 Antibody, FN binding domain Antibody, clone 4G3

All Photos (2)

Product No.	Clonality	Application	Species Reactivity	Citations	SDS
MAB3839-I	4G3, monoclonal	FACS, IF, IP, WB	human		




ANTI-TRAP(N-TERMINAL) antibody produced in rabbit

Synonym(s): CD40 ligand, CD40L, CD40LG, TNFSF5, TRAP

All Photos (1)

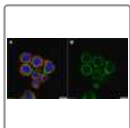
Product No.	Clonality	Application	Species Reactivity	Citations	SDS
SAB1306595	polyclonal	FACS, IF, IHC, WB	human		



Anti-TREM-1, clone 2(1a2) Antibody

All Photos (1)


Product No.	Clonality	Application	Species Reactivity	Citations	SDS
MABF272	2(1a2), monoclonal	FACS	human		



Anti-TREM-2 Antibody, clone 1111 ZooMAb® Rabbit Monoclonal

All Photos (7)

Product No.	Clonality	Application	Species Reactivity	Citations	SDS
ZRB2124	recombinant monoclonal	FACS, ICC, WB, affinity binding assay	human, mouse		



Anti-TREM-2 Antibody, clone 78

All Photos (1)

Product No.	Clonality	Application	Species Reactivity	Citations	SDS
MABN755	78, monoclonal	FACS, ICC, IP, WB, inhibition assay	mouse, human, rat	3	



Anti-TRF1 Antibody, clone 572C

All Photos (1)

Product No.	Description	SDS
MABT1321		

All


Anti-TRIM29 antibody produced in goat

Photos

(1)

Synonym(s): Anti-FLJ36085, Ataxia-telangiectasia group D-associated protein, Tripartite motif protein TRIM29, Tripartite motif-containing 29

Product No.	Clonality	Application	Species Reactivity	Citations	SDS
SAB2501512	polyclonal	ELISA, FACS, IF, IHC, WB	human, mouse, rat		



ANTI-TRKA (CENTER) antibody produced in rabbit


Synonym(s): High affinity nerve growth factor receptor, MTC, NTRK1, TRK, TRKA

All Photos (1)

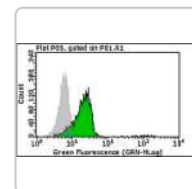
Product No.	Clonality	Application	Species Reactivity	Citations	SDS
SAB1305365	polyclonal	FACS, WB	human, mouse	1	



Sigma-Aldrich
SAB4700606
Monoclonal
Anti-Kappa...



Sigma-Aldrich
C7492
Monoclonal
Anti-...



Sigma-Aldric
MABT18
Anti-Delta
Antibody,

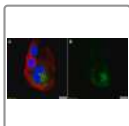


Anti-TrkB antibody produced in goat



Photos (1)




Product No.	Clonality	Application	Species Reactivity	Citations	SDS
T1941	polyclonal	FACS, WB	human	6	




Anti-Trop2 Antibody, clone 2G10 ZooMAb[®] Mouse Monoclonal

Synonym(s): Anti-CD43 Antibody, clone 1O6 ZooMAb[®] Rabbit Monoclonal

All Photos (8)

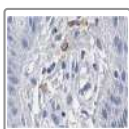
Product No.	Clonality	Application	Species Reactivity	Citations	SDS
ZMS1193	2G10, recombinant monoclonal	ELISA, FACS, ICC, WB, affinity binding assay	human		  



Anti-Trop2, clone 2G10, Azide Free Antibody

All Photos (4)


Product No.	Clonality	Application	Species Reactivity	Citations	SDS
MABC519	2G10, monoclonal	FACS, ICC, inhibition assay	human		



Anti-TRP1/TYRP1 Antibody, clone TA99, Azide Free

All Photos (2)

Product No.	Clonality	Application	Species Reactivity	Citations	SDS
MABC592	TA99, monoclonal	FACS, IHC, IP, WB, blocking	human, mouse	8	



Anti-TSH Receptor Antibody, clone CS-17

All Photos (1)

Product No.	Clonality	Application	Species Reactivity	Citations	SDS
MABS2240	CS-17, monoclonal	Agglut., FACS, RIA, inhibition assay	human		




ANTI-TSHB (CENTER) antibody produced in rabbit

Synonym(s): Flags: Precursor, INN=Thyrotropin alfa, TSH-B, TSH-beta, TSHB, Thyroid-stimulating hormone subunit beta, Thyrotropin beta chain, Thyrotropin subunit beta

All Photos (2)

Product No.	Clonality	Application	Species Reactivity	Citations	SDS
SAB1301017	polyclonal	FACS, IF, IHC, WB	human		



Anti-TSLP Receptor Antibody, clone 1A6

All Photos (1)

Product No.	Clonality	Application	Species Reactivity	Citations	SDS
MABF2042	1A6, monoclonal	FACS	human		



Anti-TSLP Receptor Antibody, clone 22H9

All Photos (1)

Product No.	Clonality	Application	Species Reactivity	Citations	SDS
MABF1966	22H9, monoclonal	FACS	mouse		

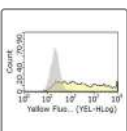


ANTI-TSNARE1 (C-TERM) antibody produced in rabbit

Synonym(s): TSNARE1, t-SNARE domain-containing protein 1

All Photos (2)


Product No.	Clonality	Application	Species Reactivity	Citations	SDS
SAB1303276	polyclonal	FACS, IHC, WB	human	1	



Anti-TSPAN8 Antibody, clone CO-029 (1116NS-29)

All Photos (2)

Product No.	Clonality	Application	Species Reactivity	Citations	SDS
MABC1161	CO-029, monoclonal	FACS, IHC, WB, affinity binding assay	human		



Anti-Tspan-33 Antibody, clone 29A6.2 Antibody, FITC conjugate

All Photos (1)

Product No.	Clonality	Application	Species Reactivity	Citations	SDS
MABT911F	29A6.2, monoclonal	FACS	human, mouse		



ANTI-TTLL13 (CENTER) antibody produced in rabbit

Synonym(s): TTLL13, Tubulin polyglutamylase TTLL13

All Photos (1)

Product No.	Clonality	Application	Species Reactivity	Citations	SDS
SAB1301636	polyclonal	FACS, WB	human		



Anti-Tumor Necrosis Factor-α antibody produced in goat

Synonym(s): Anti-TNF-α

All Photos (1)

Product No.	Clonality	Application	Species Reactivity	Citations	SDS
T0938	polyclonal	ELISA (c), FACS, IF, Neutral, WB	mouse	5	



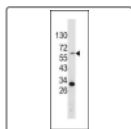
Anti-TYMS Antibody, clone 1E20 ZooMAb® Rabbit Monoclonal

All Photos (14)

Product No.	Clonality	Application	Species Reactivity	Citations	SDS
ZRB2019	1E20, recombinant monoclonal	FACS, ICC, IHC, WB,	rat, human		



Product No.	Clonality	Application	Species Reactivity	Citations	SDS
		affinity binding assay			




ANTI-TYROSINASE(C-TERMINAL) antibody produced in rabbit

Synonym(s): LB24-AB, Monophenol monooxygenase, SK29-AB, TYR, Tyrosinase

All

Photos (1)

Product No.	Clonality	Application	Species Reactivity	Citations	SDS
SAB1306598	polyclonal	FACS, IF, IHC, WB	human		



ANTI-UBA52(C-TERMINAL) antibody produced in rabbit

Synonym(s): CEP52, UBA52, UBCEP2, Ubiquitin A-52 residue ribosomal protein fusion product 1, Ubiquitin-60S ribosomal protein L40

All

Photos (1)

Product No.	Clonality	Application	Species Reactivity	Citations	SDS
SAB1307148	polyclonal	FACS, IHC, WB	human		



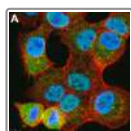
Anti-UBE2C/UBCH10 antibody produced in goat

Synonym(s): Anti-UBCH10, Anti-Ubiquitin carrier protein E2-C, Anti-Ubiquitin-conjugating enzyme E2C, Anti-dJ447F3.2

All

Photos (1)



Product No.	Clonality	Application	Species Reactivity	Citations	SDS
SAB2501079	polyclonal	ELISA, FACS, IF, IP, WB	human		



Anti-Ubiquitin K48-Specific Antibody, clone Apu2 ZooMAb[®] Rabbit Monoclonal

All

Photos (15)

Product No.	Clonality	Application	Species Reactivity	Citations	SDS
ZRB2150	Apu2, recombinant monoclonal	FACS, ICC, WB, affinity	mouse, human		 

Product No.	Clonality	Application	Species Reactivity	Citations	SDS
		binding assay			



ANTI-UBP17(C-TERMINAL) antibody produced in rabbit

Synonym(s): Deubiquitinating enzyme 17, USP17, Ubiquitin carboxyl-terminal hydrolase 17, Ubiquitin thioesterase 17, Ubiquitin-specific-processing protease 17

[All Photos](#) (1)

Product No.	Clonality	Application	Species Reactivity	Citations	SDS
SAB1306139	polyclonal	FACS, WB	human		




Anti-UBR5 Antibody, clone 2F14 ZooMAb® Rabbit Monoclonal

Synonym(s): E3 ubiquitin-protein ligase, E3 ubiquitin-protein ligase UBR5, EC:2.3.2.26, HECT domain-containing 1, HECT-type E3 ubiquitin transferase, Hyperplastic discs protein homolog, Progesterin-induced protein, hHYD

[All Photos](#) (17)

Product No.	Description	EV	EV
ZRB1698	recombinant, expressed in HEK 293 cells		

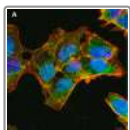


Anti-ULBP2 antibody produced in mouse

Synonym(s): Anti-N2DL2, Anti-RAET1H

[All Photos](#) (3)

Product No.	Clonality	Application	Species Reactivity	Citations	SDS
SAB1400716	polyclonal	FACS, WB	human	12	



Anti-ULBP-3 Antibody, clone 3C10 ZooMAb® Rabbit Monoclonal

Synonym(s): ALCAN-gamma, N2DL-3, NKG2D ligand 3, NKG2DL3, Retinoic acid early transcript 1N, UL16-binding protein 3

[All Photos](#) (9)



Product No.	Clonality	Application	Species Reactivity	Citations	SDS
ZRB1033	3C10, recombinant monoclonal monoclonal	FACS, ICC, WB, affinity binding assay	human		




Anti-UNC93B1 Antibody, clone 2C13 ZooMAb[®] Rabbit Monoclonal

[All](#)

[Photos](#) (14)

Product No.	Clonality	Application	Species Reactivity	Citations	SDS
ZRB1882	2C13, recombinant monoclonal	FACS, ICC, IHC, WB, affinity binding assay	bovine, human	 	



Anti-uPAR (CD87) Antibody, clone 5D6

[All Photos](#) (1)

Product No.	Clonality	Application	Species Reactivity	Citations	SDS
MABC1099	5D6, monoclonal	FACS, ICC, WB	hamster		





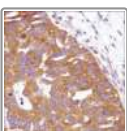
Anti-uPAR Antibody, clone 2G10 , ZooMAb[®] Rabbit Monoclonal

Synonym(s): CD87, Monocyte activation antigen Mo3, U-PAR, Urokinase plasminogen activator surface receptor

[All](#)

[Photos](#) (10)

Product No.	Clonality	Application	Species Reactivity	Citations	SDS
ZRB1224	2G10, recombinant monoclonal	FACS, ICC, IHC, WB, inhibition assay	human	 	



Anti-URI antibody, Rabbit monoclonal

[All Photos](#) (2)

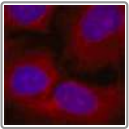
Product No.	Clonality	Application	Species Reactivity	Citations	SDS
SAB5500188	SP215, monoclonal	FACS, IHC	human (tested)		



Anti-USP16

[All Photos](#) (2)

Product No.	Clonality	Application	Species Reactivity	Citations	SDS
ABS2211	N/A, polyclonal	ELISA, FACS, IHC (f), WB	human		



Anti-USP8 antibody, Mouse monoclonal

Synonym(s): Anti-Deubiquitinating enzyme 8, Anti-HumORF8, Anti-UBPY, Anti-Ubiquitin carboxyl-terminal hydrolase 8, Anti-Ubiquitin isopeptidase Y, Anti-Ubiquitin specific peptidase 8, Anti-Ubiquitin thioesterase 8, Anti-Ubiquitin-specific-processing protease 8, Anti-hUBPy, Monoclonal Anti-USP8 antibody produced in mouse

[All Photos](#) (4)

Product No.	Clonality	Application	Species Reactivity	Citations	SDS
SAB4200527	US872, monoclonal	FACS, IF, WB	human, rat, bovine, monkey, mouse, dog	7	

All

ANTI-UTY(C-TERMINAL) antibody produced in rabbit

Photos

(1)

Synonym(s): Histone demethylase UTY, UTY, Ubiquitously-transcribed TPR protein on the Y chromosome, Ubiquitously-transcribed Y chromosome tetratricopeptide repeat protein

Product No.	Clonality	Application	Species Reactivity	Citations	SDS
SAB1306989	polyclonal	FACS, IF, WB	human	1	



Anti-Vascular Endothelial Growth Factor Receptor 2 antibody produced in goat

Synonym(s): Anti-Flk-1, Anti-VEGF R2


All

Photos (1)

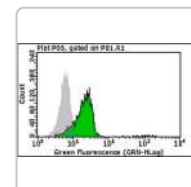
Product No.	Clonality	Application	Species Reactivity	Citations	SDS
V1014	polyclonal	FACS, IHC, Neutral, WB	mouse	11	



Sigma-Aldrich
SAB4700606
Monoclonal
Anti-Kappa...



Sigma-Aldrich
C7492
Monoclonal
Anti-...




Sigma-Aldrich
MABT18
Anti-Delta
Antibody,



Anti-VAV3 antibody produced in goat

[All Photos](#) (4)


Product No.	Clonality	Application	Species Reactivity	Citations
SAB2501094	polyclonal	ELISA (i), FACS, IF, IHC	human	



Anti-VCAM-1 (CD106) Antibody, clone 6C7.1

[All Photos](#) (1)

Product No.	Clonality	Application	Species Reactivity	Citations	SDS
MAB2627	6C7.1, monoclonal	FACS, ICC, IHC, IP	mouse	4	



Anti-VCAM-1 Antibody, clone M/K

[All Photos](#) (1)

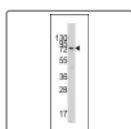
Product No.	Clonality	Application	Species Reactivity	Citations	SDS
CBL1300	M/K - 2, monoclonal	FACS, IHC, IP	mouse	7	



Anti-VCP-FITC antibody

[All Photos](#) (1)

Product No.	Clonality	Application	Species Reactivity	Citations	SDS
SAB4700629	Hs-14, monoclonal	FACS, ICC, WB	mouse, human	1	



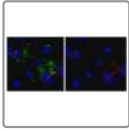
ANTI-VE CADHERIN (CDH5) (N-TERM) antibody produced in rabbit

Synonym(s): 7B4 antigen, CDH5, CD_antigen=CD144, Cadherin-5, Vascular endothelial cadherin

[All Photos](#) (1)

Product No.	Clonality	Application	Species Reactivity	Citations	SDS
SAB1306131	polyclonal	FACS, WB	human	1	


Product No.	Clonality	Application	Species Reactivity	Citations	SDS
-------------	-----------	-------------	--------------------	-----------	-----



Anti-VE-cadherin Antibody, clone BV6



[All Photos](#) (2)

Product No.	Clonality	Application	Species Reactivity	Citations	SDS
MABT134	BV6, monoclonal	FACS, ICC, IHC, WB	human	12	



Anti-VEGF-A Antibody, clone 2C4 ZooMAb[®] Rabbit Monoclonal

[All Photos](#) (7)

Product No.	Clonality	Application	Species Reactivity	Citations	SDS
ZRB1320	2C4, recombinant monoclonal	ELISA, FACS, WB, affinity binding assay	human	 	



ANTI-VEGFC antibody produced in rabbit

Synonym(s): Flt4 ligand, VEGF-C, VRP, Vascular endothelial growth factor C, Vascular endothelial growth factor related protein

[All Photos](#) (2)

Product No.	Clonality	Application	Species Reactivity	Citations	SDS
SAB1303101	polyclonal	FACS, IHC, WB	human	1	

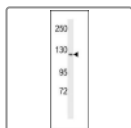


ANTI-VEGFR2 (FLK1/KDR)(C-TERMINAL) antibody produced in rabbit

Synonym(s): FLK1, Fetal liver kinase 1, KDR, VEGFR2, Vascular endothelial growth factor receptor 2

[All Photos](#) (1)

Product No.	Clonality	Application	Species Reactivity	Citations	SDS
SAB1306991	polyclonal	FACS, IF, IHC, WB	human		



ANTI-VGFR1 antibody produced in rabbit

Synonym(s): FLT, FLT1, FRT, VEGFR1, Vascular endothelial growth factor receptor 1

[All Photos](#) (1)

Product No.	Clonality	Application	Species Reactivity	Citations	SDS
SAB1306546	polyclonal	FACS, IHC, WB	human		



Anti-Villus Crypt Antibody

[All Photos](#) (1)

Product No.	Clonality	Application	Species Reactivity	Citations	SDS
MABS2232	E5D10, monoclonal	FACS, IHC (p)	mouse		



ANTI-VIMENTIN antibody produced in rabbit

Synonym(s): VIM, Vimentin

[All Photos](#) (1)

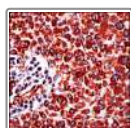
Product No.	Clonality	Application	Species Reactivity	Citations	SDS
SAB1305445	polyclonal	FACS, IF, IHC, WB	human	1	



Anti-Vimentin antibody, Mouse monoclonal

[All Photos](#) (4)

Product No.	Clonality	Application	Species Reactivity	Citations	SDS
SAB4200761	LN-6, monoclonal	FACS, IF, IHC, IP	rat, human, porcine, monkey, bovine, canine, mouse, rabbit, hamster	6	



Anti-Vimentin antibody, Rabbit monoclonal

[All Photos](#) (3)

Product No.	Clonality	Application	Species Reactivity	Citations	SDS
SAB5500191	SP20, monoclonal	FACS, IHC	human (tested)		



Anti-Viperin Antibody, clone MaP.VIP

[All Photos](#) (2)

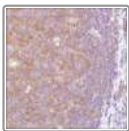
Product No.	Clonality	Application	Species Reactivity	Citations	SDS
MABF106	MaP.VIP, monoclonal	FACS, ICC, IHC, IP, WB	human, rat, mouse	18	



Anti-Vitronectin Antibody, clone BV2

[All Photos](#) (1)

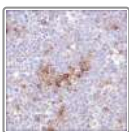
Product No.	Clonality	Application	Species Reactivity	Citations	SDS
MAB1945	BV2, monoclonal	ELISA, FACS, IHC, IP, WB	human	10	



Anti-VPAC2 antibody, Rabbit monoclonal

[All Photos](#) (2)


Product No.	Clonality	Application	Species Reactivity	Citations	SDS
SAB5500194	SP235, monoclonal	FACS, IHC	human (tested)		



Anti-VPAC1 antibody, Rabbit monoclonal

[All Photos](#) (2)

Product No.	Clonality	Application	Species Reactivity	Citations	SDS
SAB5500193	SP234, monoclonal	FACS, IHC	human (tested)		




Anti-Water Channel Aquaporin 4 antibody produced in rabbit

Synonym(s): Anti-AQP4, Anti-Mercurial-Insensitive Water Channel, Anti-WCH4

[All](#)

[Photos \(1\)](#)

Product No.	Clonality	Application	Species Reactivity	Citations	SDS
A5971	polyclonal	FACS, ICC, IHC, WB	human, mouse, rat	67	



ANTI-WDR22 (C-TERM) antibody produced in rabbit

Synonym(s): BCRG2, DCAF5, DDB1- and CUL4-associated factor 5, KIAA1824, WDR22

[All Photos \(1\)](#)

Product No.	Clonality	Application	Species Reactivity	Citations	SDS
SAB1301214	polyclonal	FACS, IHC, WB	mouse, human, hamster		



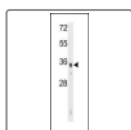
ANTI-WDR82 (N-TERM) antibody produced in rabbit

Synonym(s): Swd2, UNQ9342/PRO34047, WD repeat-containing protein 82, WDR82, WDR82A

[All](#)

[Photos \(1\)](#)

Product No.	Clonality	Application	Species Reactivity	Citations	SDS
SAB1301144	polyclonal	FACS, IHC, WB	human	1	




ANTI-WDR5B (N-TERM) antibody produced in rabbit

Synonym(s): WD repeat-containing protein 5B, WDR5B

[All Photos \(1\)](#)

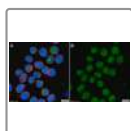
Product No.	Clonality	Application	Species Reactivity	Citations	SDS
SAB1301710	polyclonal	FACS, WB	human		



Anti-WNT1 Antibody, clone 10C8




[All Photos \(4\)](#)

Product No.	Clonality	Application	Species Reactivity	Citations	SDS
MABD168	10C8, monoclonal	FACS, IF, IHC, WB	human, mouse		



Anti-WRN Antibody, clone 20A11.1 ZooMAb[®] Mouse Monoclonal

All Photos (5)

Product No.	Clonality	Application	Species Reactivity	Citations	SDS
ZMS1148	recombinant monoclonal	FACS, ICC, WB	human		  



ANTI-XDH (N-TERM) antibody produced in rabbit

Synonym(s): XD, XDH, XDHA, XO, Xanthine dehydrogenase, Xanthine dehydrogenase/oxidase, Xanthine oxidase, Xanthine oxidoreductase

All Photos (2)




Product No.	Clonality	Application	Species Reactivity	Citations	SDS
SAB1301561	polyclonal	FACS, IHC, WB	human, mouse	1	



Anti-XLF/NHEJ1 clone 1C16 ZooMAb[®] Rabbit Monoclonal

Synonym(s): Anti-CXCL12/SDF1 Antibody, clone 5I2 ZooMAb[®] Rabbit Monoclonal

All Photos (8)

Product No.	Clonality	Application	Species Reactivity	Citations	SDS
ZRB2069	1C16, recombinant monoclonal	FACS, ICC, IHC, WB, affinity binding assay	human		  



ANTI-XPO6 (C-TERM) antibody produced in rabbit

Synonym(s): Exp6, Exportin-6, KIAA0370, RANBP20, Ran-binding protein 20, XPO6

All Photos (1)

Product No.	Clonality	Application	Species Reactivity	Citations	SDS
SAB1303063	polyclonal	FACS, IHC, WB	human		



ANTI-YLAT2 (C-TERM) antibody produced in rabbit

Synonym(s): Cationic amino acid transporter, KIAA0245, SLC7A6, Solute carrier family 7 member 6, Y+L amino acid transporter 2, Y+LAT2, y(+)-L-type amino acid transporter 2, y+ system, y+LAT-2

All

Photos (1)

Product No.	Clonality	Application	Species Reactivity	Citations	SDS
SAB1301735	polyclonal	FACS, WB	human		


All

ANTI-YMEL1 (N-TERM) antibody produced in rabbit

Photos (3)

Synonym(s): ATP-dependent metalloprotease FtsH1, ATP-dependent metalloprotease YME1L1, FTSH1, Meg-4, PAMP, Presenilin-associated metalloprotease, UNQ1868/PRO4304, YME1-like protein 1, YME1L, YME1L1



Product No.	Clonality	Application	Species Reactivity	Citations	SDS
SAB1301252	polyclonal	FACS, IHC, WB	hamster, human		



Anti-ZAP-70 Antibody, clone 1D9 ZooMAb[®] Rabbit Monoclonal


All

Photos (7)

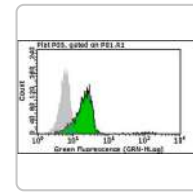
Product No.	Clonality	Application	Species Reactivity	Citations	SDS
ZRB2144	1D9, recombinant monoclonal	FACS, IHC, WB, affinity binding assay	human	 	




Sigma-Aldrich
SAB4700606
Monoclonal
Anti-Kappa...



Sigma-Aldrich
C7492
Monoclonal
Anti-...




Sigma-Aldric
MABT18
Anti-Delta
Antibody,



Anti-ZAP-70 Antibody, clone 2F3.2

[All Photos \(2\)](#)

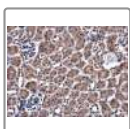
Product No.	Clonality	Application	Species Reactivity	Citations	SDS
05-253MG	2F3.2, monoclonal	FACS, IHC, IP, WB	human	3	
05-253	2F3.2, monoclonal	FACS, IHC, IP, WB	human	42	



Anti-ZAP-70 Antibody, clone 2F3.2, FITC conjugate

[All Photos \(2\)](#)

Product No.	Clonality	Application	Species Reactivity	Citations	SDS
16-210	2F3.2, monoclonal	FACS, ICC, WB	human, rat	5	




Anti-ZC3H12A antibody produced in rabbit

Synonym(s): FLJ23231, MCPIP, MCPIP1, ZC3H12A

[All Photos \(3\)](#)

Product No.	Clonality	Application	Species Reactivity	Citations	SDS
SAB2701079	polyclonal	FACS, IF, IHC, IP, WB	human, mouse		

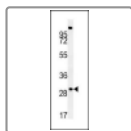


ANTI-ZDHC2 (N-TERMINAL) antibody produced in rabbit

Synonym(s): Palmitoyltransferase ZDHHC2, REAM, REC, ZDHHC2, ZNF372

All Photos (1)

Product No.	Clonality	Application	Species Reactivity	Citations	SDS
SAB1306504	polyclonal	FACS, IHC, WB	human, mouse		



ANTI-ZDHHC21 (N-TERM) antibody produced in rabbit

Synonym(s): DHHC-21, Probable palmitoyltransferase ZDHHC21, ZDHHC21, Zinc finger DHHC domain-containing protein 21

All Photos (1)


Product No.	Clonality	Application	Species Reactivity	Citations	SDS
SAB1302882	polyclonal	FACS, IHC, WB	mouse, human		



Anti-Zika virus Antibody, clone ZV-2

All Photos (1)

Product No.	Clonality	Application	Species Reactivity	Citations	SDS
MABF2048M	ZV-2, monoclonal	EM, FACS, ICC, WB	virus		



Anti-Zika Virus Antibody, clone ZV-54

All Photos (3)

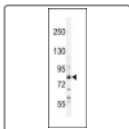
Product No.	Clonality	Application	Species Reactivity	Citations	SDS
MABF2046	monoclonal	FACS, Neutral, WB	virus	4	
MABF2046M	ZV-54, monoclonal	FACS, Neutral, WB	virus		



Anti-Zika Virus NS1 protein Antibody, clone 110

All Photos (1)

Product No.	Description	SDS
MABF2187		

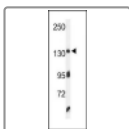


ANTI-ZN180 (N-TERMINAL) antibody produced in rabbit

Synonym(s): HHZ168, ZNF180, Zinc finger protein 180

[All Photos \(1\)](#)

Product No.	Clonality	Application	Species Reactivity	Citations	SDS
SAB1306465	polyclonal	FACS, IHC, WB	human		



ANTI-ZO1(C-TERMINAL) antibody produced in rabbit

Synonym(s): TJP1, Tight junction protein 1, Tight junction protein ZO-1, ZO1, Zona occludens protein 1

[All Photos \(1\)](#)

Product No.	Clonality	Application	Species Reactivity	Citations	SDS
SAB1306492	polyclonal	FACS, IHC, WB	human	9	



ApopTag Fluorescein In Situ Apoptosis Detection Kit


[All Photos \(1\)](#)

Product No.	Description	SDS
S7110	The ApopTag Fluorescein In Situ Apoptosis Detection Kit detects apoptotic cells in situ by the indirect TUNEL method, utilizing an anti-digoxigenin antibody that is conjugated to a Fluorescein reporter molecule.	



ColorWheel[®] Antibody-Ready iFluor 790 Dye

[All Photos \(4\)](#)

Product No.	Description	SDS
CWDS-IF790	for use with ColorWheel [®] Antibody (Required, sold separately)	



ColorWheel® Antibody-Ready mFluor Blue 570 Dye

[All Photos](#) (2)

Product No.	Clonality	Application	Species Reactivity	Citations	SDS
CWDS-MFB570		FACS			



ColorWheel® Antibody-Ready mFluor Blue 630 Dye

[All Photos](#) (2)

Product No.	Clonality	Application	Species Reactivity	Citations	SDS
CWDS-MFB630		FACS			



ColorWheel® Antibody-Ready mFluor Green 630 Dye

[All Photos](#) (2)

Product No.	Clonality	Application	Species Reactivity	Citations	SDS
CWDS-MFG630		FACS			



Donkey Anti-Goat IgG Antibody, biotin-SP conjugate, Species Adsorbed

[All Photos](#) (1)

Product No.	Clonality	Application	Species Reactivity	Citations	SDS
AP180B	polyclonal	ELISA, FACS, IF, IHC, WB	goat	32	



ExtrAvidin®-R-Phycoerythrin

[All Photos](#) (2)

Product No.	Description	SDS
E4011	buffered aqueous solution	

Product No.	Description	SDS
-------------	-------------	-----



Flow Cytometry Kit for Apoptosis

[All Photos](#) (1)

Product No.	Description	SDS
-------------	-------------	-----

APOBRDU



Gliadin from wheat

[All Photos](#) (2)

Product No.	Description	SDS
-------------	-------------	-----

G3375



Goat Anti-Mouse IgG (H+L) Antibody, FITC conjugate

[All Photos](#) (1)

Product No.	Clonality	Application	Species Reactivity	Citations	SDS
12-506	polyclonal	FACS, ICC, IF, IHC	mouse	18	



Goat Anti-Mouse IgG (H+L) Antibody, Rhodamine conjugate

[All Photos](#) (1)

Product No.	Clonality	Application	Species Reactivity	Citations	SDS
12-509	polyclonal	FACS, ICC, IF, IHC	mouse	4	



Goat Anti-Mouse light chain Antibody, biotin conjugate

[All Photos](#) (1)

Product No.	Clonality	Application	Species Reactivity	Citations	SDS
AP200B	polyclonal	ELISA, FACS, ICC, IHC, WB	mouse	2	



Goat Anti-Rabbit IgG (H+L) Antibody, FITC conjugate

[All Photos](#) (1)

Product No.	Clonality	Application	Species Reactivity	Citations	SDS
12-507	polyclonal	FACS, ICC, IF, IHC	rabbit	17	



Goat Anti-Rabbit IgG (H+L) Antibody, Rhodamine conjugate

[All Photos](#) (1)

Product No.	Clonality	Application	Species Reactivity	Citations	SDS
12-510	polyclonal	FACS, ICC, IF, IHC	mouse	4	



Goat Anti-Rat light chain Antibody, biotin conjugate


[All Photos](#) (1)

Product No.	Clonality	Application	Species Reactivity	Citations	SDS
AP202B	polyclonal	ELISA, FACS, ICC, IHC, WB	rat	1	



Goat IgG Isotype Control ColorWheel[®] Dye-Ready pAb


[All Photos](#) (4)

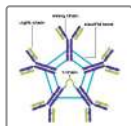
Product No.	Clonality	Application	Species Reactivity	Citations	SDS
CWA-1115	N/A, monoclonal	FACS			



Hamster IgG Isotype Control (PIP) ColorWheel[®] Dye-Ready mAb

All Photos (5)

Product No.	Clonality	Application	Species Reactivity	Citations	SDS
CWA-1014	PIP, monoclonal	FACS	hamster		



IgM Isotype Control from murine myeloma


Synonym(s): Mouse IgM Isotype Control from myeloma

All Photos (1)

Product No.	Description	SDS
M5909	clone MOPC 104E, 200 µg/mL, buffered aqueous solution, purified immunoglobulin	

All Photos (1) Milli-Mark® Anti-acetyl-Histone H3-PE Antibody

Product No.	Clonality	Application	Species Reactivity	Citations	SDS
FCABS325PE	polyclonal	FACS	<i>Tetrahymena</i> sp., human, mouse	4	




Milli-Mark® Anti-acetyl-Histone H4 Antibody-PE

All Photos (1)

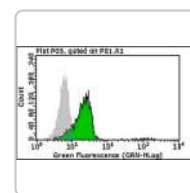
Product No.	Clonality	Application	Species Reactivity	Citations	SDS
FCABS326PE	polyclonal	FACS	human		



Sigma-Aldrich
SAB4700606
Monoclonal
Anti-Kappa...



Sigma-Aldrich
C7492
Monoclonal
Anti-...




Sigma-Aldrich
MABT18
Anti-Delta
Antibody,

[View Price and Availability](#)

[View Price and Availability](#)


[View Price and Availat](#)



Milli-Mark® Anti-Bcl-2 Antibody, Alexa Fluor™ 488, clone AW604

**All
Photos (1)**


Product No.	Clonality	Application	Species Reactivity	Citations	SDS
FCMAB250A4	AW604, monoclonal	FACS	human		



Milli-Mark Anti-BMP-7-FITC Antibody, clone 2A10

All Photos (1)


Product No.	Clonality	Application	Species Reactivity	Citations	SDS
FCMAB135F	2A10, monoclonal	FACS	human	1	



Milli-Mark[®] Anti-Brachyury-FITC Antibody, clone 3E4.2

All Photos (2)


Product No.	Clonality	Application	Species Reactivity	Citations	SDS
FCMAB302F	3E4.2, monoclonal	FACS	human	1	



Milli-Mark[®] Anti-BrdU Antibody, clone BU-1 Alexa Fluor[™] 488 conjugated

**All
Photos (2)**

Product No.	Clonality	Application	Species Reactivity	Citations	SDS
FCMAB101A4	Bu-1, monoclonal	FACS, ICC	human	6	



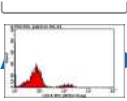
Milli-Mark[®] Anti-CAR-PE Antibody, clone RmcB

All Photos (1)

Product No.	Clonality	Application	Species Reactivity	Citations	SDS
FCMAB418PE-I	RmcB, monoclonal	FACS	human	2	




Milli-Mark[®] Anti-CD19 -APC Antibody, clone HD37



[Photos](#) (1)


Product No.	Clonality	Application	Species Reactivity	Citations	SDS
FCMAB185AP	HD37, monoclonal	FACS	human		



Milli-Mark Anti-CD20 -FITC Antibody, clone B-Ly1

[All Photos](#) (1)


Product No.	Clonality	Application	Species Reactivity	Citations	SDS
FCMAB186F	B-Ly1, monoclonal	FACS	human		



Milli-Mark Anti-CD8 -FITC Antibody, clone DK25

[All Photos](#) (1)


Product No.	Clonality	Application	Species Reactivity	Citations	SDS
FCMAB176F	DK25, monoclonal	FACS	human	3	



Milli-Mark[®] Anti-CD19 -FITC Antibody, clone HD37

[All Photos](#) (1)


Product No.	Clonality	Application	Species Reactivity	Citations	SDS
FCMAB184F	HD37, monoclonal	FACS	human	1	



Milli-Mark Anti-CD4 -FITC Antibody, clone MT310

[All Photos](#) (1)


Product No.	Clonality	Application	Species Reactivity	Citations	SDS
FCMAB170F	MT310, monoclonal	FACS	human		



Milli-Mark[®] Anti-CD14 -FITC Antibody, clone TUK4

All Photos (1)


Product No.	Clonality	Application	Species Reactivity	Citations	SDS
FCMAB181F	TUK4, monoclonal	FACS	human		



Milli-Mark Anti-CD3 -PE Antibody, clone UCHT1

All Photos (1)


Product No.	Clonality	Application	Species Reactivity	Citations	SDS
FCMAB168P	UCHT1, monoclonal	FACS	human		



Milli-Mark Anti-CD3 -PECy5 Antibody, clone UCHT1

All Photos (1)


Product No.	Clonality	Application	Species Reactivity	Citations	SDS
FCMAB169C5	UCHT1, monoclonal	FACS	human		



Milli-Mark[®] Anti-CD117 Antibody, c-kit-PE, clone 104D2

All Photos (1)


Product No.	Clonality	Application	Species Reactivity	Citations	SDS
FCMAB214P	104D2, monoclonal	FACS	human		



Milli-Mark[®] Anti-CD138-APC Antibody, clone MI15

All Photos (1)


Product No.	Clonality	Application	Species Reactivity	Citations	SDS
FCMAB216AP	MI15, monoclonal	FACS	human		



Milli-Mark[®] Anti-CD41-FITC Antibody, clone 5B12

[All Photos](#) (1)


Product No.	Clonality	Application	Species Reactivity	Citations	SDS
FCMAB195F	5B12, monoclonal	FACS	human	2	



Milli-Mark[®] Anti-CD54-FITC Antibody, clone 6.5B5

[All Photos](#) (1)


Product No.	Clonality	Application	Species Reactivity	Citations	SDS
FCMAB198F	6.5B5, monoclonal	FACS	human		



Milli-Mark[®] Anti-CD38-FITC Antibody, clone AT13/5

[All Photos](#) (1)


Product No.	Clonality	Application	Species Reactivity	Citations	SDS
FCMAB194F	AT13/5, monoclonal	FACS	human		



Milli-Mark[®] Anti-CD30-FITC Antibody, clone Ber-H2

[All Photos](#) (1)


Product No.	Clonality	Application	Species Reactivity	Citations	SDS
FCMAB192F	Ber-H2, monoclonal	FACS	human	1	



Milli-Mark[®] Anti-CD71-FITC Antibody, clone Ber-T9

[All Photos](#) (1)

Product No.	Clonality	Application	Species Reactivity	Citations	SDS
FCMAB207F	Ber-T9, monoclonal	FACS	human	1	



Milli-Mark[®] Anti-CD15-FITC Antibody, clone C3D-1

[All Photos](#) (1)


Product No.	Clonality	Application	Species Reactivity	Citations	SDS
FCMAB182F	C3D-1, monoclonal	FACS	human	2	



Milli-Mark[®] Anti-CD7-FITC Antibody, clone CBC.37

[All Photos](#) (1)


Product No.	Clonality	Application	Species Reactivity	Citations	SDS
FCMAB174F	CBC.37, monoclonal	FACS	human		



Milli-Mark[®] Anti-CD43-FITC Antibody, clone DF-T1

[All Photos](#) (1)


Product No.	Clonality	Application	Species Reactivity	Citations	SDS
FCMAB197F	DF-T1, monoclonal	FACS	human		



Milli-Mark[®] Anti-CD16-FITC Antibody, clone DJ130c

[All Photos](#) (1)


Product No.	Clonality	Application	Species Reactivity	Citations	SDS
FCMAB183F	DJ130c, monoclonal	FACS	human		



Milli-Mark[®] Anti-CD5-FITC Antibody, clone DK23

[All Photos](#) (1)


Product No.	Clonality	Application	Species Reactivity	Citations	SDS
FCMAB172F	DK23, monoclonal	FACS	human		



Milli-Mark[®] Anti-CD68-FITC Antibody, clone KP1

[All Photos](#) (1)


Product No.	Clonality	Application	Species Reactivity	Citations	SDS
FCMAB205F	KP1, monoclonal	FACS	human	2	



Milli-Mark[®] Anti-CD27-FITC Antibody, clone M-T271

[All Photos](#) (1)

Product No.	Clonality	Application	Species Reactivity	Citations	SDS
FCMAB191F	M-T271, monoclonal	FACS	human		




Milli-Mark[®] Anti-CD23-FITC Antibody, clone MHM6

[All Photos](#) (1)

Product No.	Clonality	Application	Species Reactivity	Citations	SDS
FCMAB187F	MHM6, monoclonal	FACS	human		

All Photos (1) Milli-Mark® Anti-CD24-FITC Antibody, clone SN3

Product No.	Clonality	Application	Species Reactivity	Citations	SDS
FCMAB188F	SN3, monoclonal	FACS	human	1	



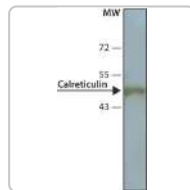
Milli-Mark® Anti-CD10-FITC Antibody, clone SS2/36

All Photos (1)

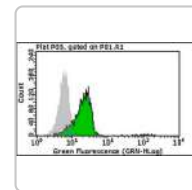
Product No.	Clonality	Application	Species Reactivity	Citations	SDS
FCMAB177F	SS2/36, monoclonal	FACS	human		




Sigma-Aldrich
SAB4700606
 Monoclonal
 Anti-Kappa...



Sigma-Aldrich
C7492
 Monoclonal
 Anti-...




Sigma-Aldric
MABT18
 Anti-Delta
 Antibody,



Milli-Mark® Anti-CD57-FITC Antibody, clone TB01

All Photos (1)


Product No.	Clonality	Application	Species Reactivity	Citations	SDS
FCMAB201F	TB01, monoclonal	FACS	human		



Milli-Mark[®] Anti-CD13-FITC Antibody, clone WM-47

All Photos (1)

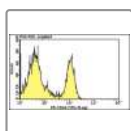
Product No.	Clonality	Application	Species Reactivity	Citations	SDS
FCMAB180F	WM-47, monoclonal	FACS	human	1	



Milli-Mark[®] Anti-CD33-FITC Antibody, clone WM-54

All Photos (1)


Product No.	Clonality	Application	Species Reactivity	Citations	SDS
FCMAB193F	WM-54, monoclonal	FACS	human		



Milli-Mark[®] Anti-CD64-PE Antibody, clone 10.1

All Photos (1)


Product No.	Clonality	Application	Species Reactivity	Citations	SDS
FCMAB203P	10.1, monoclonal	FACS	human		



Milli-Mark[®] Anti-CD56-PE Antibody, clone C5.9

All Photos (1)


Product No.	Clonality	Application	Species Reactivity	Citations	SDS
FCMAB199P	C5.9, monoclonal	FACS	human		



Milli-Mark Anti-CD7-PE Antibody, clone CBC.37

[All Photos](#) (1)


Product No.	Clonality	Application	Species Reactivity	Citations	SDS
FCMAB175P	CBC.37, monoclonal	FACS	human		



Milli-Mark[®] Anti-CD138-PE Antibody, clone MI15

[All Photos](#) (1)


Product No.	Clonality	Application	Species Reactivity	Citations	SDS
FCMAB215P	MI15, monoclonal	FACS	human		



Milli-Mark[®] Anti-CD235a-FITC Antibody, clone JC159

[All Photos](#) (1)


Product No.	Description	SDS
FCMAB217F	clone JC159, Milli-Mark [®] , from mouse	



Milli-Mark[®] Anti-CD66abce-FITC Antibody, clone Kat4c

[All Photos](#) (1)


Product No.	Clonality	Application	Species Reactivity	Citations	SDS
FCMAB204F	Kat4c, monoclonal	FACS	human		



Milli-Mark[®] Anti-CD79 α -PE Antibody, clone HM57

[All Photos](#) (1)

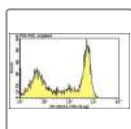
Product No.	Clonality	Application	Species Reactivity	Citations	SDS
FCMAB208P	HM57, monoclonal	FACS	human		



Milli-Mark[®] Anti-CD79β-FITC Antibody, clone SN8

[All Photos](#) (1)

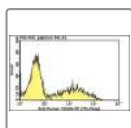
Product No.	Clonality	Application	Species Reactivity	Citations	SDS
FCMAB209F	SN8, monoclonal	FACS	human		



Milli-Mark[®] Anti-CD11B-PE Antibody, clone 2LPM19c

[All Photos](#) (1)


Product No.	Clonality	Application	Species Reactivity	Citations	SDS
FCMAB178P	2LPM19c, monoclonal	FACS	human	1	



Milli-Mark[®] Anti-CD42b-PE Antibody, clone AN51

[All Photos](#) (1)


Product No.	Clonality	Application	Species Reactivity	Citations	SDS
FCMAB196P	AN51, monoclonal	FACS	human		



Milli-Mark[®] Anti-CD11c-FITC Antibody, clone KB90

[All Photos](#) (1)


Product No.	Clonality	Application	Species Reactivity	Citations	SDS
FCMAB179F	KB90, monoclonal	FACS	human		



Milli-Mark Anti-CNPase-FITC Antibody, clone 11-5B

[All Photos](#) (1)


Product No.	Clonality	Application	Species Reactivity	Citations	SDS
FCMAB314F	11-5B, monoclonal	FACS	human		



Milli-Mark[®] Anti-Collagen Type I-FITC Antibody, clone 5D8-G9

[All Photos](#) (1)


Product No.	Clonality	Application	Species Reactivity	Citations	SDS
FCMAB412F	5D8-G9, monoclonal	FACS	human	7	



Milli-Mark[®] Anti-Cytokeratin 5 Antibody, 6-FITC, clone D5/16B4

[All Photos](#) (1)


Product No.	Clonality	Application	Species Reactivity	Citations	SDS
FCMAB291F	D5/16B4, monoclonal	FACS	human	4	



Milli-Mark[®] Anti-dimethyl-Histone H3 (Lys9)-Alexa Fluor™ 488 Antibody

[All Photos](#) (1)


Product No.	Clonality	Application	Species Reactivity	Citations	SDS
FCABS301A4	polyclonal	FACS	human	1	



Milli-Mark[®] Anti-EGFR-FITC Antibody

[All Photos](#) (1)


Product No.	Clonality	Application	Species Reactivity	Citations	SDS
FCABS254F	polyclonal	FACS	human		



Milli-Mark[®] Anti-FcεRI Antibody, γ subunit-FITC

[All Photos](#) (1)


Product No.	Clonality	Application	Species Reactivity	Citations	SDS
FCABS400F	polyclonal	FACS	mouse, human, rat	17	



Milli-Mark[®] Anti-Galactocerebroside-FITC Antibody, clone mGalC

[All Photos \(1\)](#)

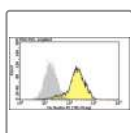
Product No.	Clonality	Application	Species Reactivity	Citations	SDS
FCMAB312F	mGalC, monoclonal	FACS	rat, human, mouse, rabbit, chicken	2	



Milli-Mark[®] Anti-Glial Fibrillary Acidic Protein-PE Antibody, clone GA5

[All Photos \(1\)](#)


Product No.	Clonality	Application	Species Reactivity	Citations	SDS
FCMAB257P	GA5, monoclonal	FACS	human	2	



Milli-Mark Anti-Human-Nuclei-PE Antibody, clone 235-1

[All Photos \(1\)](#)


Product No.	Clonality	Application	Species Reactivity	Citations	SDS
FCMAB306P	235-1, monoclonal	FACS			



Milli-Mark[®] Anti-Integrin α V β 3 Antibody, clone LM609-FITC

[All Photos \(1\)](#)


Product No.	Clonality	Application	Species Reactivity	Citations	SDS
FCMAB282F	LM609, monoclonal	FACS	human	1	



Milli-Mark[®] Anti-Integrin β 1 (CD29)-FITC conjugate Antibody, clone MB1.2

**All
Photos (1)**


Product No.	Clonality	Application	Species Reactivity	Citations	SDS
FCMAB269F	MB1.2, monoclonal	FACS	mouse	1	



Milli-Mark[®] Anti-Integrin β 1-FITC Antibody, activated, clone HUTS-4

**All
Photos (1)**


Product No.	Clonality	Application	Species Reactivity	Citations	SDS
FCMAB389F	HUTS-4, monoclonal	FACS	human	2	



Milli-Mark Anti-Ki67 Antibody, clone Ki-S5 APC conjugate

All Photos (1)

Product No.	Clonality	Application	Species Reactivity	Citations	SDS
FCMAB103AP	Ki-S5, monoclonal	FACS, ICC, IHC (p)	human	3	



Milli-Mark[®] Anti-MAP2-PE Antibody, clone AP20

All Photos (1)


Product No.	Clonality	Application	Species Reactivity	Citations	SDS
FCMAB318PE	AP20, monoclonal	FACS	human	3	

All

Photos (1)

Milli-Mark[®] Anti-MAPK 1/2 (tERK) Antibody, Alexa Fluor 647 Conjugate

Product No.	Clonality	Application	Species Reactivity	Citations	SDS
FCABS165A6	polyclonal	FACS	human		



Milli-Mark[®] Anti-monomethyl-Histone H3 (Lys9)-FITC Antibody

All


Photos (1)

Product No.	Clonality	Application	Species Reactivity	Citations	SDS
FCABS384F	polyclonal	FACS	human		

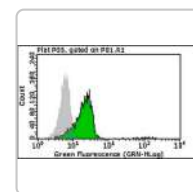
Recommended Products



Sigma-Aldrich
SAB4700606
Monoclonal
Anti-Kappa...



Sigma-Aldrich
C7492
Monoclonal
Anti-...




Sigma-Aldric
MABT18
Anti-Delta
Antibody,

[View Price and Availability](#)

[View Price and Availability](#)


[View Price and Availak](#)



Milli-Mark[®] Anti-Myelin Associated Glycoprotein-FITC Antibody, clone 513

[All Photos](#) (1)


Product No.	Clonality	Application	Species Reactivity	Citations	SDS
FCMAB337F	513, monoclonal	FACS	rat		



Milli-Mark[®] Anti-Nanog-Alexa Fluor 488 Antibody, NT

[All Photos](#) (1)


Product No.	Clonality	Application	Species Reactivity	Citations	SDS
FCABS352A4	polyclonal	FACS	human	22	



Milli-Mark[®] Anti-Nestin-PE Antibody, clone 10C2

[All Photos](#) (1)


Product No.	Clonality	Application	Species Reactivity	Citations	SDS
FCMAB313PE	10C2, monoclonal	FACS	human	1	



Milli-Mark[®] Anti-pan Histone-FITC Antibody, clone H11-4

[All Photos](#) (1)


Product No.	Clonality	Application	Species Reactivity	Citations	SDS
FCMAB390F	H11-4, monoclonal	FACS	human		



Milli-Mark[®] Anti-phospho-Bcl-2 (Ser70) -PE Antibody, clone 69-10C-2-10C-18

[All Photos](#) (1)


Product No.	Clonality	Application	Species Reactivity	Citations	SDS
FCMAB140P	69-10C-2-10C-18, monoclonal	FACS	human		



Milli-Mark Anti-Phospho-Erk1/2 Antibody (Thr202/Tyr204, Thr185/Tyr187)-PE

All Photos (2)


Product No.	Clonality	Application	Species Reactivity	Citations	SDS
FCMAB100P	AW39R, monoclonal	FACS, WB	mouse, rat	1	



Milli-Mark[®] Anti-Phosphotyrosine-PE Antibody, recombinant clone 4G10[®]

All Photos (1)


Product No.	Clonality	Application	Species Reactivity	Citations	SDS
FCMAB323PE	4G10, monoclonal	FACS	vertebrates, human	2	



Milli-Mark[®] Anti-PINK1-Alexa Fluor 488 Antibody, clone N4/49

All Photos (1)

Product No.	Clonality	Application	Species Reactivity	Citations	SDS
FCMAB289A4	N4/49, monoclonal	FACS	human		



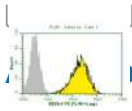
Milli-Mark[®] Anti-SSEA3 Alexa 488 Antibody, clone MC-631

All Photos (1)

Product No.	Clonality	Application	Species Reactivity	Citations	SDS
FCMAB141A4	monoclonal	FACS	human		




Milli-Mark Anti-SSEA-4-PE Antibody, clone MC-813-70



[Photos](#) (4)


Product No.	Clonality	Application	Species Reactivity	Citations	SDS
FCMAB116P	MC-813-70, monoclonal	FACS, ICC	human	2	



Milli-Mark[®] Anti-Tie2/TEK-PE Antibody, clone Ab33

[All Photos](#) (1)


Product No.	Clonality	Application	Species Reactivity	Citations	SDS
FCMAB404PE	Ab33, monoclonal	FACS	human	1	



Milli-Mark[®] Anti-TRA-2-49 Antibody, clone TRA-2-49/6E, FITC Conjugate

[All Photos](#) (1)


Product No.	Clonality	Application	Species Reactivity	Citations	SDS
FCMAB133F	TRA-2-49/6E, monoclonal	FACS	human		



Milli-Mark[®] Anti-TrkA-FITC Antibody

[All Photos](#) (1)


Product No.	Clonality	Application	Species Reactivity	Citations	SDS
FCABS350F	polyclonal	FACS	human		



Milli-Mark[®] Anti-Ubiquitin Antibody, Lys63-Specific-Alexa Fluor[™] 647, clone Apu3

[All Photos](#) (1)


Product No.	Clonality	Application	Species Reactivity	Citations	SDS
FCMAB288A6	Apu3, monoclonal	FACS	human		



Milli-Mark[®] Mouse IgG1-k, clone MOPC-21, Alexa Fluor[™] 488 conjugate

All
Photos (1)

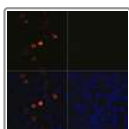
Product No.	Description	SDS
FCMAB310A4	Mouse IgG1-k Monoclonal Antibody control validated for use in Flow Cytometry.	



Monoclonal Anti-2019-nCoV N Protein antibody produced in Rabbit

All
Photos (1)

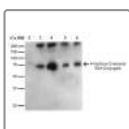
Product No.	Clonality	Application	Species Reactivity	Citations	SDS
SAB5700588	monoclonal	ELISA, FACS, IF, IHC, IP, WB	SARS virus		



Monoclonal Anti-2019-nCoV Spike antibody produced in Rabbit

All
Photos (1)

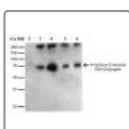
Product No.	Clonality	Application	Species Reactivity	Citations	SDS
SAB5700589	monoclonal	ELISA, FACS, IF, IHC, IP	SARS virus		



Monoclonal Anti-4-Hydroxy-2-hexenal antibody produced in mouse

All
Photos (2)

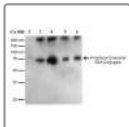
Product No.	Clonality	Application	Species Reactivity	Citations	SDS
SAB5202454	6F10, monoclonal	FACS, IF, WB	human		



Monoclonal Anti-4-Hydroxy-2-hexenal-Allophycocyanin antibody produced in mouse

All
Photos (3)

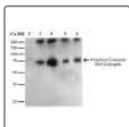
Product No.	Clonality	Application	Species Reactivity	Citations	SDS
SAB5202464	6F10, monoclonal	FACS, IF, WB	human		



Monoclonal Anti-4-Hydroxy-2-hexenal-Atto 390 antibody produced in mouse

All
Photos (3)

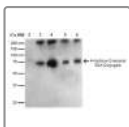
Product No.	Clonality	Application	Species Reactivity	Citations	SDS
SAB5202455	6F10, monoclonal	FACS, IF, WB	human		



Monoclonal Anti-4-Hydroxy-2-hexenal-Atto 488 antibody produced in mouse

All
Photos (3)

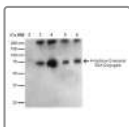
Product No.	Clonality	Application	Species Reactivity	Citations	SDS
SAB5202456	6F10, monoclonal	FACS, IF, WB	human		



Monoclonal Anti-4-Hydroxy-2-hexenal-Atto 594 antibody produced in mouse

All
Photos (3)

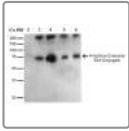
Product No.	Clonality	Application	Species Reactivity	Citations	SDS
SAB5202458	6F10, monoclonal	FACS, IF, WB	human		



Monoclonal Anti-4-Hydroxy-2-hexenal-Biotin antibody produced in mouse

All
Photos (3)

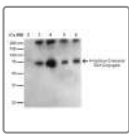
Product No.	Clonality	Application	Species Reactivity	Citations	SDS
SAB5202465	6F10, monoclonal	FACS, IF, WB	human		



Monoclonal Anti-4-Hydroxy-2-hexenal-FITC antibody produced in mouse

All Photos (3)

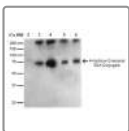
Product No.	Clonality	Application	Species Reactivity	Citations	SDS
SAB5202466	6F10, monoclonal	FACS, IF, WB	human		



Monoclonal Anti-4-Hydroxy-2-hexenal-Horseradish Peroxidase antibody produced in mouse

All Photos (3)

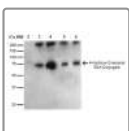
Product No.	Clonality	Application	Species Reactivity	Citations	SDS
SAB5202467	6F10, monoclonal	FACS, IF, WB	human		



Monoclonal Anti-4-Hydroxy-2-hexenal-PerCP antibody produced in mouse

All Photos (3)


Product No.	Clonality	Application	Species Reactivity	Citations	SDS
SAB5202469	6F10, monoclonal	FACS, IF, WB	human		



Monoclonal Anti-4-Hydroxy-2-hexenal-R-Phycoerythrin antibody produced in mouse

All Photos (3)

Product No.	Clonality	Application	Species Reactivity	Citations	SDS
SAB5202470	6F10, monoclonal	FACS, IF, WB	human		



Monoclonal Anti-5-bromodeoxyuridine antibody produced in mouse

Synonym(s): Anti-BrdU

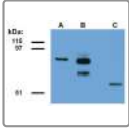
All

Photos (1)

Product No.	Clonality	Application	Species Reactivity	Citations	SDS
SAB4700630	MoBu-1, monoclonal	FACS		9	

All Photos (1) Monoclonal Anti-A2B5 antibody produced in mouse

Product No.	Clonality	Application	Species Reactivity	Citations	SDS
A8229	105, monoclonal	FACS, ICC	human, rat, chicken, mouse	6	



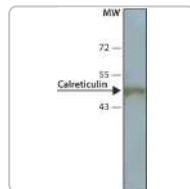
Monoclonal Anti-ABRA1 antibody produced in mouse

All Photos (1)

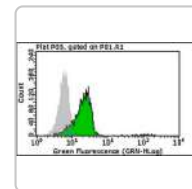
Product No.	Clonality	Application	Species Reactivity	Citations	SDS
SAB4700853	ABRA1-01, monoclonal	FACS	human		



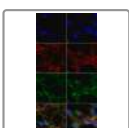
Sigma-Aldrich
SAB4700606
Monoclonal
Anti-Kappa...



Sigma-Aldrich
C7492
Monoclonal
Anti-...




Sigma-Aldric
MABT18
Anti-Delta
Antibody,



Monoclonal Anti-Acrolein antibody produced in mouse

All Photos (6)

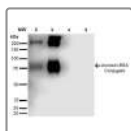
Product No.	Clonality	Application	Species Reactivity	Citations	SDS
SAB5202346	2H2, monoclonal	FACS, IF, WB	human		
SAB5202364	10A10, monoclonal	FACS, IF, WB	human		



Monoclonal Anti-Acrolein-Allophycocyanin antibody produced in mouse

All Photos (6)

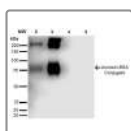
Product No.	Clonality	Application	Species Reactivity	Citations	SDS
SAB5202374	10A10, monoclonal	FACS, IF, WB	human		
SAB5202356	2H2, monoclonal	FACS, IF, WB	human		



Monoclonal Anti-Acrolein-Atto 390 antibody produced in mouse

All Photos (6)


Product No.	Clonality	Application	Species Reactivity	Citations	SDS
SAB5202347	2H2, monoclonal	FACS, IF, WB	human		
SAB5202365	10A10, monoclonal	FACS, IF, WB	human		



Monoclonal Anti-Acrolein-Atto 488 antibody produced in mouse

All Photos (6)


Product No.	Clonality	Application	Species Reactivity	Citations	SDS
SAB5202348	2H2, monoclonal	FACS, IF, WB	human		
SAB5202366	10A10, monoclonal	FACS, IF, WB	human		



Monoclonal Anti-Acrolein-Atto 594 antibody produced in mouse

All
Photos (6)


Product No.	Clonality	Application	Species Reactivity	Citations	SDS
SAB5202350	2H2, monoclonal	FACS, IF, WB	human		
SAB5202368	10A10, monoclonal	FACS, IF, WB	human		



Monoclonal Anti-Acrolein-Biotin antibody produced in mouse

All
Photos (6)

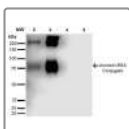
Product No.	Clonality	Application	Species Reactivity	Citations	SDS
SAB5202375	10A10, monoclonal	FACS, IF, WB	human		
SAB5202357	2H2, monoclonal	FACS, IF, WB	human		



Monoclonal Anti-Acrolein-FITC antibody produced in mouse

All
Photos (6)


Product No.	Clonality	Application	Species Reactivity	Citations	SDS
SAB5202358	2H2, monoclonal	FACS, IF, WB	human		
SAB5202376	10A10, monoclonal	FACS, IF, WB	human		



Monoclonal Anti-Acrolein-Horseradish Peroxidase antibody produced in mouse

All
Photos (6)


Product No.	Clonality	Application	Species Reactivity	Citations	SDS
SAB5202359	2H2, monoclonal	FACS, IF, WB	human		
SAB5202377	10A10, monoclonal	FACS, IF, WB	human		



Monoclonal Anti-Acrolein-PerCP antibody produced in mouse

All Photos (6)


Product No.	Clonality	Application	Species Reactivity	Citations	SDS
SAB5202379	10A10, monoclonal	FACS, IF, WB	human		
SAB5202361	2H2, monoclonal	FACS, IF, WB	human		



Monoclonal Anti-Acrolein-R-Phycoerythrin antibody produced in mouse

All Photos (6)

Product No.	Clonality	Application	Species Reactivity	Citations	SDS
SAB5202380	10A10, monoclonal	FACS, IF, WB	human		
SAB5202362	2H2, monoclonal	FACS, IF, WB	human		



Monoclonal Anti-AGPS antibody produced in mouse

All Photos (1)

Product No.	Clonality	Application	Species Reactivity	Citations	SDS
SAB4701051	AGPS-03, monoclonal	FACS, WB			



Monoclonal Anti-AIFM1 antibody produced in mouse

Synonym(s): AIF, AIFM1, COXPD6, MGC111425, PDCD8

All Photos (1)

Product No.	Clonality	Application	Species Reactivity	Citations	SDS
SAB5300151	4E7, monoclonal	ELISA (d), FACS, IF, IHC, WB	mouse, monkey, human, rat	4	



Monoclonal Anti-ALIX/PDCD6IP antibody produced in mouse

All Photos (4)

Product No.	Clonality	Application	Species Reactivity	Citations	SDS
SAB4200646	ALIX-1, monoclonal	FACS, IF, IP	human	5	



Monoclonal Anti-ALPL antibody produced in mouse

Synonym(s): AP-TNAP, APTNAP, HOPS, TNAP, TNSALP

All Photos (3)

Product No.	Clonality	Application	Species Reactivity	Citations	SDS
SAB5300345	2F4, monoclonal	ELISA (d), FACS, IHC, WB	human		



Monoclonal Anti-APOB antibody produced in mouse

Synonym(s): FLDB, LDLCQ4

All Photos (1)

Product No.	Clonality	Application	Species Reactivity	Citations	SDS
SAB5300145	6G6, monoclonal	ELISA (d), FACS, IF, WB	human		



Monoclonal Anti-APOE antibody produced in mouse

Synonym(s): AD2, LDLCQ5, LPG, MGC1571

All Photos (1)

Product No.	Clonality	Application	Species Reactivity	Citations	SDS
SAB5300354	1H4, monoclonal	ELISA (d), FACS, IHC, WB	human	7	




Monoclonal Anti-AURKA antibody produced in mouse

Synonym(s): AIK, ARK1, AURA, BTAK, STK6

All Photos (1)

Product No.	Clonality	Application	Species Reactivity	Citations	SDS
SAB5300335	1F8, monoclonal	ELISA (d), FACS, IF, WB	monkey, human, rat		



Monoclonal Anti-BCL10 antibody produced in mouse

Synonym(s): CARMEN, CIPER, CLAP, Me10, c-E10

All Photos (1)

Product No.	Clonality	Application	Species Reactivity	Citations	SDS
SAB5300529	4F8, monoclonal	ELISA (d), FACS, IF, IHC, WB	mouse, human	1	



Monoclonal Anti-BCL2 antibody produced in mouse

All Photos (1)

Product No.	Clonality	Application	Species Reactivity	Citations	SDS
SAB4700861	Bcl-2/100, monoclonal	FACS	human		



Monoclonal Anti-BCL2-APC antibody produced in mouse

All Photos (1)

Product No.	Clonality	Application	Species Reactivity	Citations	SDS
SAB4701115	Bcl-2/100, monoclonal	FACS			



Monoclonal Anti-BECN1 antibody produced in mouse

Synonym(s): ATG6, BECN1, VPS30, beclin1

All Photos (1)

Product No.	Clonality	Application	Species Reactivity	Citations	SDS
SAB5300513	2A4, monoclonal	ELISA (d), FACS, IHC, WB	human	2	



Monoclonal Anti-Bin1 antibody produced in mouse

Synonym(s): Anti-Amphiphysin II, Anti-SH3P9, Anti-ampl



All Photos (1)

Product No.	Clonality	Application	Species Reactivity	Citations	SDS
B9428	99D, monoclonal	ELISA (i), FACS, ICC, IHC (f), IP, WB	rabbit, mouse, rat, avian, human	9	



Monoclonal Anti-Biotin-Peroxidase antibody produced in mouse

Synonym(s): Monoclonal Anti-Biotin

All Photos (2)

Product No.	Clonality	Application	Species Reactivity	Citations	SDS
A0185	BN-34, monoclonal	DB, ELISA (i), FACS, IHC (p), WB CL		18	



Monoclonal Anti-Blood Group A antibody produced in mouse

All Photos (1)


Product No.	Clonality	Application	Species Reactivity	Citations	SDS
SAB4700674	HE-193, monoclonal	Agglut., IHC	human		



Monoclonal Anti-Blood Group ABH antibody produced in mouse

All Photos (1)

Product No.	Clonality	Application	Species Reactivity	Citations	SDS
SAB4700673	HE-10, monoclonal	IHC	human		



Monoclonal Anti-B2M antibody produced in mouse

Synonym(s): Anti- β -2-microglobulin

All Photos (1)

Product No.	Clonality	Application	Species Reactivity	Citations	SDS
SAB4700010	B2M-01, monoclonal	FACS	human	1	
SAB4700014	B2M-02, monoclonal	FACS	human, pig	5	



Monoclonal Anti-B2M-Biotin antibody produced in mouse

Synonym(s): Anti-β-2-microglobulin

[All Photos](#) (1)

Product No.	Clonality	Application	Species Reactivity	Citations	SDS
SAB4700015	B2M-02, monoclonal	FACS	human, pig	1	



Monoclonal Anti-B2M-FITC antibody produced in mouse

Synonym(s): Anti-β-2-microglobulin


[All Photos](#) (1)

Product No.	Clonality	Application	Species Reactivity	Citations	SDS
SAB4700012	B2M-01, monoclonal	FACS	human	1	

All Photos (1) **Monoclonal Anti-B2M-PE antibody produced in mouse**

Synonym(s): Anti- β -2-microglobulin

Product No.	Clonality	Application	Species Reactivity	Citations	SDS
SAB4700013	B2M-01, monoclonal	FACS	human	1	



Monoclonal Anti-BMI1 antibody produced in mouse


Synonym(s): FLVI2/BMI1, MGC12685, PCGF4, RNF51

All Photos (2)

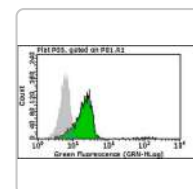
Product No.	Clonality	Application	Species Reactivity	Citations	SDS
SAB5300333	3E3, monoclonal	ELISA (d), FACS, IF, IHC, WB	human	4	



Sigma-Aldrich
SAB4700606
Monoclonal
Anti-Kappa...



Sigma-Aldrich
C7492
Monoclonal
Anti-...



Sigma-Aldric
MABT18
Anti-Delta
Antibody,



Monoclonal Anti-BPIFA2 antibody produced in mouse



Synonym(s): BPIFA2, C20orf70, PSP, SPLUNC2, bA49G10.1

[All Photos](#) (1)

Product No.	Clonality	Application	Species Reactivity	Citations	SDS
SAB5300134	5B2, monoclonal	ELISA (d), FACS, WB	human		



Monoclonal Anti-Brain-derived Neurotrophic Factor antibody produced in mouse

Synonym(s): Anti-BDNF

[All Photos](#) (1)

Product No.	Clonality	Application	Species Reactivity	Citations	SDS
B9561	35909, monoclonal	FACS	human	6	



Monoclonal Anti-BrdU antibody produced in mouse

[All Photos](#) (1)


Product No.	Clonality	Application	Species Reactivity	Citations	SDS
SAB4701040	Bu20a, monoclonal	FACS		1	



Monoclonal Anti-Brg1 antibody produced in rat

[All Photos](#) (3)


Product No.	Clonality	Application	Species Reactivity	Citations	SDS
SAB4200641	3G4, monoclonal	FACS, IF	mouse, human	4	



Monoclonal Anti-c-Abl antibody produced in mouse

[All Photos](#) (1)

Product No.	Clonality	Application	Species Reactivity	Citations	SDS
A5844	ABL-148, monoclonal	ARR, FACS, ICC, IP, WB	monkey, rat, human, mouse, bovine	19	




Monoclonal Anti-CA9 antibody produced in mouse

Synonym(s): CA9, CAIX, MN

[All Photos](#) (1)

Product No.	Clonality	Application	Species Reactivity	Citations	SDS
SAB5300133	2D3, monoclonal	ELISA (d), FACS, IHC, WB	human	1	



Monoclonal Anti-Calreticulin antibody produced in mouse

Synonym(s): Anti-Autoantigen Ro

[All Photos](#) (1)

Product No.	Clonality	Application	Species Reactivity	Citations	SDS
C7492	TO-11, monoclonal	ELISA (i), FACS, ICC, IHC, WB	human	10	



Monoclonal Anti-Carcinoembryonic Antigen antibody produced in mouse

[All Photos](#) (2)

Product No.	Clonality	Application	Species Reactivity	Citations	SDS
C2331	C6G9, monoclonal	FACS, IHC (p), WB	human	14	



Monoclonal Anti-CASP8 antibody produced in mouse

Synonym(s): ALPS2B, CAP4, FLICE, MACH, MCH5

[All Photos](#) (1)

Product No.	Clonality	Application	Species Reactivity	Citations	SDS
SAB5300353	1H11, monoclonal	ELISA (d), FACS, IHC, WB	human, mouse, rat, monkey	5	




Monoclonal Anti-CCND1 antibody produced in mouse

Synonym(s): Anti-cyclin D1

[All Photos](#) (1)


Product No.	Clonality	Application	Species Reactivity	Citations	SDS
SAB4700017	CD1.1, monoclonal	FACS	human, rat	19	



Monoclonal Anti-CD4 , (N-terminal) antibody produced in mouse

[All Photos \(1\)](#)

Product No.	Clonality	Application	Species Reactivity	Citations	SDS
SAB4700059	MEM-241, monoclonal	FACS	human	4	

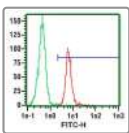


MONOCLONAL ANTI-CD138 (C-TERMINAL) antibody produced in mouse

Synonym(s): CD_antigen=CD138, Flags: Precursor, SDC, SDC1, Syndecan-1

[All Photos \(1\)](#)

Product No.	Clonality	Application	Species Reactivity	Citations	SDS
SAB1305542	587CT7.3.6.5, monoclonal	FACS, IF, WB	human	1	



Monoclonal Anti-CD31 (PECAM-1)-FITC antibody produced in mouse

Synonym(s): Monoclonal Anti-CD31, Anti-PECAM-1

[All Photos \(1\)](#)

Product No.	Clonality	Application	Species Reactivity	Citations	SDS
F8402	WM-59, monoclonal	FACS	human	12	



Monoclonal Anti-CD129 alpha antibody produced in mouse

[All Photos \(1\)](#)

Product No.	Clonality	Application	Species Reactivity	Citations	SDS
SAB4700925	AH9R7, monoclonal	FACS	human		



Monoclonal Anti-Cd80 antibody produced in hamster



[Photos](#) (1)

Product No.	Clonality	Application	Species Reactivity	Citations	SDS
SAB4700559	16-10A1, monoclonal	FACS	mouse, canine	1	



Monoclonal Anti-CD154 antibody produced in hamster

Synonym(s): Anti-CD40L, Anti-Cd40lg

[All Photos](#) (1)

Product No.	Clonality	Application	Species Reactivity	Citations	SDS
SAB4700595	MR-1, monoclonal	FACS	mouse	1	



Monoclonal Anti-CD243 antibody produced in mouse

[All Photos](#) (1)

Product No.	Clonality	Application	Species Reactivity	Citations	SDS
SAB4700911	UIC2, monoclonal	FACS	human		



Monoclonal Anti-CD86 antibody produced in mouse

[All Photos](#) (1)

Product No.	Clonality	Application	Species Reactivity	Citations	SDS
SAB4700144	BU63, monoclonal	FACS	human	10	



Monoclonal Anti-CD36 antibody produced in mouse

Synonym(s): Anti-GPIIb

[All Photos](#) (1)

Product No.	Clonality	Application	Species Reactivity	Citations	SDS
SAB4700165	TR9, monoclonal	FACS	human	6	



Monoclonal Anti-CD147 antibody produced in mouse

Synonym(s): Anti-BSG, Anti-Basigin, Anti-Neurothelin

All Photos (1)


Product No.	Clonality	Application	Species Reactivity	Citations	SDS
SAB4700022	MEM-M6/1, monoclonal	FACS	human	1	



Monoclonal Anti-CD177 antibody produced in mouse

All Photos (1)

Product No.	Clonality	Application	Species Reactivity	Citations	SDS
SAB4700613	MEM-166, monoclonal	FACS	nonhuman primates, human		



Monoclonal Anti-CD2 antibody produced in mouse

Synonym(s): Anti-LFA-2

All Photos (1)

Product No.	Clonality	Application	Species Reactivity	Citations	SDS
SAB4700033	LT2, monoclonal	FACS	human	11	
SAB4701052	TS1/8, monoclonal	FACS			



Monoclonal Anti-CD47 antibody produced in mouse

Synonym(s): Anti-Integrin Associated Protein

All Photos (1)

Product No.	Clonality	Application	Species Reactivity	Citations	SDS
SAB4700190	MEM-122, monoclonal	FACS	nonhuman primates, pig, human	2	



Monoclonal Anti-CD80 antibody produced in mouse


Synonym(s): Anti-B7-1

All Photos (1)

Product No.	Clonality	Application	Species Reactivity	Citations	SDS
SAB4700140	MEM-233, monoclonal	FACS	human	10	



Monoclonal Anti-CD20 antibody produced in mouse



Synonym(s): Anti-MS4A1

[All Photos](#) (1)

Product No.	Clonality	Application	Species Reactivity	Citations	SDS
SAB4700121	MEM-97, monoclonal	FACS	pig, bovine, human	2	
SAB4700114	2H7, monoclonal	FACS	nonhuman primates, human	4	
SAB4700997	LT20, monoclonal	FACS			



Monoclonal Anti-CD59 antibody produced in mouse

Synonym(s): Anti-Protectin

[All Photos](#) (1)


Product No.	Clonality	Application	Species Reactivity	Citations	SDS
SAB4700214	MEM-43/5, monoclonal	FACS	mouse, human	1	



Monoclonal Anti-CD9 antibody produced in mouse

[All Photos](#) (1)

Product No.	Clonality	Application	Species Reactivity	Citations	SDS
SAB4700092	MEM-61, monoclonal	FACS	human	12	



Monoclonal Anti-CD24 antibody produced in mouse

Synonym(s): Anti-CD24

[All Photos](#) (1)

Product No.	Clonality	Application	Species Reactivity	Citations	SDS
SAB4700623	SN3, monoclonal	FACS	human	5	
SAB4701090	SN3, monoclonal	FACS			

All Photos (1) **Monoclonal Anti-CD69 antibody produced in mouse**

Product No.	Clonality	Application	Species Reactivity	Citations	SDS
SAB4700219	FN50, monoclonal	FACS	human	9	



Monoclonal Anti-CD105 antibody produced in mouse

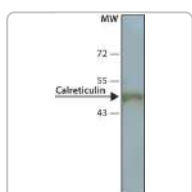
Synonym(s): Anti-ENG, Anti-Endoglin

All Photos (1)

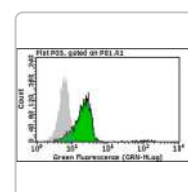
Product No.	Clonality	Application	Species Reactivity	Citations	SDS
SAB4700262	MEM-229, monoclonal	FACS	human, pig	5	



Sigma-Aldrich
SAB4700606
Monoclonal
Anti-Kappa...



Sigma-Aldrich
C7492
Monoclonal
Anti-...



Sigma-Aldrich
MABT18
Anti-Delta
Antibody,



Monoclonal Anti-CD95 antibody produced in mouse

Synonym(s): Anti-FAS

All Photos (1)

Product No.	Clonality	Application	Species Reactivity	Citations	SDS
SAB4700005	LT95, monoclonal	FACS	human	6	



Monoclonal Anti-CD44 antibody produced in mouse

Synonym(s): Anti-Pgp-1

All Photos (1)

Product No.	Clonality	Application	Species Reactivity	Citations	SDS
SAB4700179	MEM-85, monoclonal	FACS	human	2	
SAB4700184	MEM-263, monoclonal	FACS	canine, human, pig	1	



Monoclonal Anti-CD16 antibody produced in mouse

Synonym(s): Anti-FCGR3A, Anti-FcyRIII

All Photos (1)

Product No.	Clonality	Application	Species Reactivity	Citations	SDS
SAB4700269	LNK16, monoclonal	FACS	nonhuman primates, human	30	
SAB4700276	MEM-154, monoclonal	FACS	human	29	



Monoclonal Anti-CD48 antibody produced in mouse

Synonym(s): Anti-BLAST-1

All Photos (1)

Product No.	Clonality	Application	Species Reactivity	Citations	SDS
SAB4700192	MEM-102, monoclonal	FACS	nonhuman primates, human	4	



Monoclonal Anti-CD26 antibody produced in mouse

Synonym(s): Anti-DPP4

All Photos (1)

Product No.	Clonality	Application	Species Reactivity	Citations	SDS
SAB4700252	BA5b, monoclonal	FACS	human	5	



Monoclonal Anti-CD53 antibody produced in mouse

[All Photos](#) (1)

Product No.	Clonality	Application	Species Reactivity	Citations	SDS
SAB4700198	MEM-53, monoclonal	FACS	human		



Monoclonal Anti-CD72 antibody produced in mouse

[All Photos](#) (1)

Product No.	Clonality	Application	Species Reactivity	Citations	SDS
SAB4700223	3F3, monoclonal	FACS	human	1	

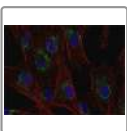


Monoclonal Anti-CD71 antibody produced in mouse

Synonym(s): Anti-TFRC, Anti-Transferrin Receptor

[All Photos](#) (1)


Product No.	Clonality	Application	Species Reactivity	Citations	SDS
SAB4700515	MEM-75, monoclonal	FACS	human	5	
SAB4700520	MEM-189, monoclonal	FACS	human	4	



Monoclonal Anti-CD63 antibody produced in mouse

[All Photos](#) (1)

Product No.	Clonality	Application	Species Reactivity	Citations	SDS
SAB4700215	MEM-259, monoclonal	FACS	human	13	

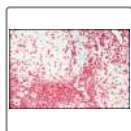


Monoclonal Anti-CD45 antibody produced in mouse

Synonym(s): Anti-LCA, Anti-PTPRC

[All Photos](#) (1)

Product No.	Clonality	Application	Species Reactivity	Citations	SDS
SAB4700471	MEM-28, monoclonal	FACS	human	53	
SAB4700868	HI30, monoclonal	FACS	nonhuman primates, human		
SAB4700957	2D1, monoclonal	FACS	human		



Monoclonal Anti-CD3 antibody produced in mouse

Synonym(s): Anti-CD3 (activation epitope), Monoclonal Anti-CD3

[All Photos \(2\)](#)

Product No.	Clonality	Application	Species Reactivity	Citations	SDS
SAB4700040	OKT3, monoclonal	FACS	human	10	
SAB4700050	APA1/1, monoclonal	FACS	human, mouse	5	
C7048	UCHT-1, monoclonal	FACS	human	9	
SAB4701063	TB3, monoclonal	FACS			
SAB4700044	MEM-57, monoclonal	FACS	human	142	


Show More 



Monoclonal Anti-CD112 antibody produced in mouse

[All Photos \(1\)](#)

Product No.	Clonality	Application	Species Reactivity	Citations	SDS
SAB4700917	R2.525, monoclonal	FACS	human		



Monoclonal Anti-CD193 antibody produced in mouse

[All Photos \(1\)](#)


Product No.	Clonality	Application	Species Reactivity	Citations	SDS
SAB4700804	5E8, monoclonal	FACS	human		



Monoclonal Anti-CD61 antibody produced in mouse

[All Photos](#) (1)


Product No.	Clonality	Application	Species Reactivity	Citations	SDS
SAB4700856	VIPL2, monoclonal	FACS	nonhuman primates, human		



Monoclonal Anti-CD94 antibody produced in mouse

[All Photos](#) (1)

Product No.	Clonality	Application	Species Reactivity	Citations	SDS
SAB4700889	HP-3D9, monoclonal	FACS	human		



Monoclonal Anti-CD102 antibody produced in mouse

[All Photos](#) (1)

Product No.	Clonality	Application	Species Reactivity	Citations	SDS
SAB4700795	CBR-IC2/2, monoclonal	FACS	human	1	



Monoclonal Anti-CD68 antibody produced in mouse

[All Photos](#) (1)

Product No.	Clonality	Application	Species Reactivity	Citations	SDS
SAB4700900	Y1/82A, monoclonal	FACS	human		



Monoclonal Anti-CD305 antibody produced in mouse

[All Photos](#) (1)

Product No.	Clonality	Application	Species Reactivity	Citations	SDS
SAB4700882	NKTA255, monoclonal	FACS	human		



Monoclonal Anti-CD164 antibody produced in mouse

[All Photos](#) (1)

Product No.	Clonality	Application	Species Reactivity	Citations	SDS
SAB4700786	67D2, monoclonal	FACS	human		



Monoclonal Anti-CD195 antibody produced in mouse

[All Photos](#) (1)

Product No.	Clonality	Application	Species Reactivity	Citations	SDS
SAB4700878	T21/8, monoclonal	FACS	human		



Monoclonal Anti-CD165 antibody produced in mouse

[All Photos](#) (1)


Product No.	Clonality	Application	Species Reactivity	Citations	SDS
SAB4700807	SN2, monoclonal	FACS	human		



Monoclonal Anti-CD328 antibody produced in mouse

[All Photos](#) (1)

Product No.	Clonality	Application	Species Reactivity	Citations	SDS
SAB4700930	6-434, monoclonal	FACS	human		



Monoclonal Anti-CD231 antibody produced in mouse

[All Photos](#) (1)

Product No.	Clonality	Application	Species Reactivity	Citations	SDS
SAB4700817	B2D, monoclonal	FACS	human		



Monoclonal Anti-CD146 antibody produced in mouse

[All Photos](#) (1)

Product No.	Clonality	Application	Species Reactivity	Citations	SDS
SAB4700922	P1H12, monoclonal	FACS	dog, rabbit, mouse, human		



Monoclonal Anti-CD138 antibody produced in mouse

[All Photos](#) (1)

Product No.	Clonality	Application	Species Reactivity	Citations	SDS
SAB4700931	MI15, monoclonal monoclonal	FACS	nonhuman primates, rat, human		



Monoclonal Anti-CD144 antibody produced in mouse

[All Photos](#) (1)

Product No.	Clonality	Application	Species Reactivity	Citations	SDS
SAB4700913	55-7H1, monoclonal	FACS	human		



Monoclonal Anti-CD103 antibody produced in mouse

[All Photos](#) (1)

Product No.	Clonality	Application	Species Reactivity	Citations	SDS
SAB4700862	Ber-ACT8, monoclonal	FACS	nonhuman primates, human		



Monoclonal Anti-CD137 antibody produced in mouse

[All Photos](#) (1)

Product No.	Clonality	Application	Species Reactivity	Citations	SDS
SAB4700791	4B4-1, monoclonal	FACS	human, nonhuman primates		

All Photos (1) **Monoclonal Anti-CD138 antibody produced in mouse**

Product No.	Clonality	Application	Species Reactivity	Citations	SDS
SAB4700931	MI15, monoclonal monoclonal	FACS	nonhuman primates, rat, human		




Monoclonal Anti-CD123 antibody produced in mouse

All Photos (1)

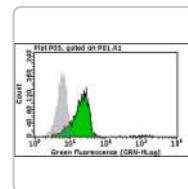
Product No.	Clonality	Application	Species Reactivity	Citations	SDS
SAB4700874	6H6, monoclonal	FACS	human		



Sigma-Aldrich
SAB4700606
Monoclonal
Anti-Kappa...



Sigma-Aldrich
C7492
Monoclonal
Anti-...



Sigma-Aldric
MABT18
Anti-Delta
Antibody,




Monoclonal Anti-CD112 antibody produced in mouse



[All Photos](#) (1)

Product No.	Clonality	Application	Species Reactivity	Citations	SDS
SAB4700917	R2.525, monoclonal	FACS	human		



Monoclonal Anti-CD193 antibody produced in mouse

[All Photos](#) (1)


Product No.	Clonality	Application	Species Reactivity	Citations	SDS
SAB4700804	5E8, monoclonal	FACS	human		



Monoclonal Anti-CD61 antibody produced in mouse

[All Photos](#) (1)


Product No.	Clonality	Application	Species Reactivity	Citations	SDS
SAB4700856	VIPL2, monoclonal	FACS	nonhuman primates, human		



Monoclonal Anti-CD94 antibody produced in mouse

[All Photos](#) (1)

Product No.	Clonality	Application	Species Reactivity	Citations	SDS
SAB4700889	HP-3D9, monoclonal	FACS	human		



Monoclonal Anti-CD102 antibody produced in mouse

[All Photos](#) (1)

Product No.	Clonality	Application	Species Reactivity	Citations	SDS
SAB4700795	CBR-IC2/2, monoclonal	FACS	human	1	



Monoclonal Anti-CD68 antibody produced in mouse



[All Photos](#) (1)


Product No.	Clonality	Application	Species Reactivity	Citations	SDS
SAB4700900	Y1/82A, monoclonal	FACS	human		



Monoclonal Anti-CD305 antibody produced in mouse

[All Photos](#) (1)


Product No.	Clonality	Application	Species Reactivity	Citations	SDS
SAB4700882	NKTA255, monoclonal	FACS	human		



Monoclonal Anti-CD133 antibody produced in mouse

[All Photos](#) (2)

Product No.	Clonality	Application	Species Reactivity	Citations	SDS
SAB4701066	W6B3C1, monoclonal	FACS			
SAB4700933	293C3, monoclonal	FACS	human		



Monoclonal Anti-CD361 antibody produced in mouse

[All Photos](#) (1)

Product No.	Clonality	Application	Species Reactivity	Citations	SDS
SAB4701105	MEM-216, monoclonal	FACS			



Monoclonal Anti-CD56 antibody produced in mouse

[All Photos](#) (1)

Product No.	Clonality	Application	Species Reactivity	Citations	SDS
SAB4701058	LT56, monoclonal	FACS			



Monoclonal Anti-CD222 antibody produced in mouse



[All Photos](#) (1)

Product No.	Clonality	Application	Species Reactivity	Citations	SDS
SAB4701059	MEM-240, monoclonal	FACS			



Monoclonal Anti-CD34 antibody produced in mouse

Synonym(s): Anti-Mucosialin

[All Photos](#) (1)

Product No.	Clonality	Application	Species Reactivity	Citations	SDS
SAB4700736	581, monoclonal	FACS, IHC	human, nonhuman primates	1	



Monoclonal Anti-CD180 antibody produced in mouse

Synonym(s): Anti-Bgp95, Anti-LY64, Anti-RP105

[All Photos](#) (1)

Product No.	Clonality	Application	Species Reactivity	Citations	SDS
SAB4700748	G28-8, monoclonal	FACS, FUNC, IP	human		



Monoclonal Anti-CD209 antibody produced in mouse

Synonym(s): Anti-DC-SIGN

[All Photos](#) (1)

Product No.	Clonality	Application	Species Reactivity	Citations	SDS
SAB4700745	UW60.1, monoclonal	FACS, ICC, IHC	human	1	




Monoclonal Anti-CD148 antibody produced in mouse

Synonym(s): Anti-DEP-1, Anti-HPTP-eta

[All Photos](#) (1)

Product No.	Clonality	Application	Species Reactivity	Citations	SDS
SAB4700728	MEM-CD148/05, monoclonal	FACS	human		



Monoclonal Anti-CD87 antibody produced in mouse

[All Photos](#) (1)

Product No.	Clonality	Application	Species Reactivity	Citations	SDS
SAB4700926	VIM5, monoclonal	FACS	human	2	



Monoclonal Anti-CD86 antibody produced in mouse

[All Photos](#) (1)

Product No.	Clonality	Application	Species Reactivity	Citations	SDS
SAB4700144	BU63, monoclonal	FACS	human	10	



Monoclonal Anti-CD36 antibody produced in mouse

Synonym(s): Anti-GPIIb

[All Photos](#) (1)

Product No.	Clonality	Application	Species Reactivity	Citations	SDS
SAB4700165	TR9, monoclonal	FACS	human	6	



Monoclonal Anti-CD147 antibody produced in mouse

Synonym(s): Anti-BSG, Anti-Basigin, Anti-Neurothelin

[All Photos](#) (1)


Product No.	Clonality	Application	Species Reactivity	Citations	SDS
SAB4700022	MEM-M6/1, monoclonal	FACS	human	1	



Monoclonal Anti-CD177 antibody produced in mouse

[All Photos](#) (1)

Product No.	Clonality	Application	Species Reactivity	Citations	SDS
SAB4700613	MEM-166, monoclonal	FACS	nonhuman primates, human		



Monoclonal Anti-CD2 antibody produced in mouse

Synonym(s): Anti-LFA-2

[All Photos](#) (1)

Product No.	Clonality	Application	Species Reactivity	Citations	SDS
SAB4700033	LT2, monoclonal	FACS	human	11	
SAB4701052	TS1/8, monoclonal	FACS			



Monoclonal Anti-CD47 antibody produced in mouse

Synonym(s): Anti-Integrin Associated Protein

[All Photos](#) (1)

Product No.	Clonality	Application	Species Reactivity	Citations	SDS
SAB4700190	MEM-122, monoclonal	FACS	nonhuman primates, pig, human	2	



Monoclonal Anti-CD326 antibody produced in mouse

Synonym(s): Anti-EPCAM

[All Photos](#) (1)

Product No.	Clonality	Application	Species Reactivity	Citations	SDS
SAB4700423	VU-1D9, monoclonal	WB	human	8	



Monoclonal Anti-CD59 antibody produced in mouse

Synonym(s): Anti-Protectin

[All Photos](#) (1)


Product No.	Clonality	Application	Species Reactivity	Citations	SDS
SAB4700214	MEM-43/5, monoclonal	FACS	mouse, human	1	



Monoclonal Anti-CD9 antibody produced in mouse

[All Photos](#) (1)

Product No.	Clonality	Application	Species Reactivity	Citations	SDS
SAB4700092	MEM-61, monoclonal	FACS	human	12	



Monoclonal Anti-CD24 antibody produced in mouse

Synonym(s): Anti-CD24

[All Photos](#) (1)

Product No.	Clonality	Application	Species Reactivity	Citations	SDS
SAB4700623	SN3, monoclonal	FACS	human	5	
SAB4701090	SN3, monoclonal	FACS			



Monoclonal Anti-CD10 antibody produced in mouse

Synonym(s): Anti-CALLA, Anti-MME

[All Photos](#) (1)

Product No.	Clonality	Application	Species Reactivity	Citations	SDS
SAB4700436	LT10, monoclonal	FACS	human	3	
SAB4700440	MEM-78, monoclonal	FACS	human	1	



Monoclonal Anti-CD54 antibody produced in mouse


Synonym(s): Anti-ICAM1

[All Photos](#) (1)

Product No.	Clonality	Application	Species Reactivity	Citations	SDS
SAB4700326	MEM-112, monoclonal	FACS	human	15	

All Photos (4) **4G10[®] Platinum, Anti-Phosphotyrosine Antibody (mouse monoclonal cocktail IgG2b)**

Product No.	Clonality	Application	Species Reactivity	Citations	SDS
05-1050-M	4G10 [®] , monoclonal	ELISA, FACS, ICC, IF, IHC, IP, WB		34	




Anti- CD161 (NK1.1) (mouse), APC, clone PK136 Antibody

All Photos (1)

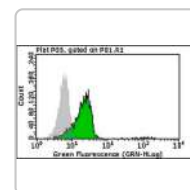
Product No.	Clonality	Application	Species Reactivity	Citations	SDS
MABF148D	PK136, monoclonal	FACS	mouse		



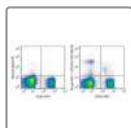
Sigma-Aldrich
SAB4700606
Monoclonal
Anti-Kappa...



Sigma-Aldrich
C7492
Monoclonal
Anti-...



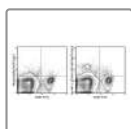
Sigma-Aldrich
MABT18
Anti-Delta
Antibody,



Anti- CD161 (NK1.1) (mouse), PE, clone PK136 Antibody

[All Photos](#) (1)

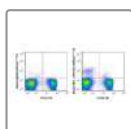
Product No.	Clonality	Application	Species Reactivity	Citations	SDS
MABF149A	PK136, monoclonal	FACS	mouse		



Anti- CD161 (NK1.1) (mouse), PerCP-Cy5.5, clone PK136 Antibody

[All Photos](#) (1)

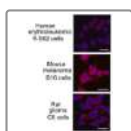
Product No.	Clonality	Application	Species Reactivity	Citations	SDS
MABF149B	PK136, monoclonal	FACS	mouse		



Anti- CD161 (NK1.1) (mouse), redFluor[®] 710, clone PK136 Antibody

[All Photos](#) (2)


Product No.	Clonality	Application	Species Reactivity	Citations	SDS
MABF1497	PK136, monoclonal	FACS	mouse		
MABF1496	PK136, monoclonal	FACS	mouse		



Anti- HSPA8/Hsc70 Antibody, clone N69

[All Photos](#) (3)


Product No.	Clonality	Application	Species Reactivity	Citations	SDS
MABE1120	N69, monoclonal	FACS, ICC, IHC, WB	mouse, rat, bovine, human	4	



Anti- STING, clone 41 Antibody

[All Photos](#) (2)

Product No.	Clonality	Application	Species Reactivity	Citations	SDS
MABF213	41, monoclonal	FACS, WB	mouse	1	



Anti-5-methylcytosine Antibody, clone 33D3



[All Photos](#) (1)

Product No.	Clonality	Application	Species Reactivity	Citations	SDS
MABE146	33D3, monoclonal	DB, FACS, IF, IHC, Southern blotting, methylated DNA immunoprecipitation (MeDIP)	human, mouse	37	



Anti-53BP1 Antibody, clone BP13 ZooMAb[®] Mouse Monoclonal



[All Photos](#) (13)

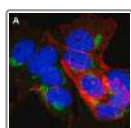
Product No.	Clonality	Application	Species Reactivity	Citations	SDS
ZMS1044	BP13, recombinant monoclonal monoclonal	FACS, ICC, IHC (p), WB	human	 	



Anti-α Tubulin Antibody, clone 2F2 ZooMAb[®] Rabbit Monoclonal



[All Photos](#) (12)


Product No.	Clonality	Application	Species Reactivity	Citations	SDS
ZRB2073	2F2, recombinant monoclonal	FACS, ICC, IHC, WB, affinity binding assay	rat, human, monkey, mouse	 	



Anti-α-amylase Antibody, clone 1G14 ZooMAb[®] Rabbit Monoclonal

All Photos (9)

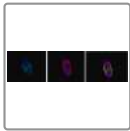
Product No.	Clonality	Application	Species Reactivity	Citations	SDS
ZRB1397	1G14, recombinant monoclonal	FACS, ICC, WB, affinity binding assay	human	 	



Anti-α-Tubulin Antibody, clone DM1A, Alexa Fluor™ 488 conjugate

All Photos (3)


Product No.	Clonality	Application	Species Reactivity	Citations	SDS
16-232	DM1A, monoclonal	FACS, ICC, IF, WB	rat, mouse, guinea pig, human, pig, bovine, avian	15	



Anti-A2B5 Antibody, clone A2B5-105

All Photos (1)


Product No.	Clonality	Application	Species Reactivity	Citations	SDS
MAB312	A2B5-105, monoclonal	FACS, ICC, IF, IHC		33	
MAB312R	A2B5-105, monoclonal	FACS, ICC, IF, IHC		24	



Anti-A2B5 Antibody, clone A2B5-105 Antibody, Alexa Fluor™ 647 Conjugate

All Photos (2)

Product No.	Clonality	Application	Species Reactivity	Citations	SDS
MAB312-AF647	A2B5-105, monoclonal	FACS, ICC			




Anti-ABCA9 antibody produced in goat

Synonym(s): Anti-DKFZp686F2450, Anti-EST640918

All Photos (1)

Product No.	Clonality	Application	Species Reactivity	Citations
SAB2500008	polyclonal	ELISA (i), FACS, IHC	human	




Anti-ABCB5 (N-term) antibody produced in rabbit

Synonym(s): Anti-ABCB5, Anti-ABCB5 P-gp, Anti-ATP-binding cassette sub-family B member 5, Anti-P-glycoprotein ABCB5

All Photos (1)

Product No.	Clonality	Application	Species Reactivity	Citations	SDS
SAB1300315	polyclonal	ELISA (i), FACS, WB	human	8	

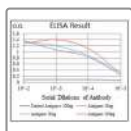


Anti-ABCB5 antibody produced in goat

Synonym(s): Anti-EST422562

All Photos (1)


Product No.	Clonality	Application	Species Reactivity	Citations
SAB2500009	polyclonal	ELISA, FACS, WB	human	



Anti-ABCG5, clone 1B5E10 Antibody

All Photos (2)

Product No.	Clonality	Application	Species Reactivity	Citations	SDS
MABS416	1B5E10, monoclonal	ELISA, FACS, IHC, WB	human		



ANTI-ABHDB (CENTER) antibody produced in rabbit

Synonym(s): ABHD11, Abhydrolase domain-containing protein 11, WBSCR21, Williams-Beuren syndrome chromosomal region 21 protein

All Photos (1)



Product No.	Clonality	Application	Species Reactivity	Citations	SDS
SAB1306151	polyclonal	FACS, WB	human		



Anti-ACAD10 Antibody, clone 3J20 ZooMAb[®] Rabbit Monoclonal

All

Photos (9)

Product No.	Clonality	Application	Species Reactivity	Citations	SDS
ZRB1828	3J20, monoclonal recombinant monoclonal	FACS, IHC (p), WB, affinity binding assay	rat, human	 	



ANTI-ACAP3 (N-TERM) antibody produced in rabbit

Synonym(s): ACAP3, ANK repeat and PH domain-containing protein 3, Arf-GAP with coiled-coil, CENTB5, Centaurin-beta-5, Cnt-b5, KIAA1716

All

Photos (1)

Product No.	Clonality	Application	Species Reactivity	Citations	SDS
SAB1303744	polyclonal	FACS, WB	human		




ANTI-ACER3 (C-TERM) antibody produced in rabbit

Synonym(s): ACER3, APHC, AlkCDase 3, Alkaline CDase 3, Alkaline ceramidase 3, Alkaline dihydroceramidase SB89, Alkaline phytoceramidase, PHCA

All

Photos (1)


Product No.	Clonality	Application	Species Reactivity	Citations	SDS
SAB1303797	polyclonal	FACS, WB	human, mouse		



Anti-acetyl-Histone H3 (Lys9) Antibody

All Photos (5)

Product No.	Clonality	Application	Species Reactivity	Citations	SDS
06-942	polyclonal	ChIP, DB, FACS, WB	mouse, human, rat	287	




Anti-acetyl-Histone H3 (Lys9) Antibody, Alexa Fluor™ 555 Conjugate

[All](#)

[Photos \(5\)](#)

Product No.	Clonality	Application	Species Reactivity	Citations	SDS
06-942-AF555	polyclonal	FACS, ICC	rat, mouse, human		



Anti-acetyl-Histone H3 (Lys9) Antibody, Alexa Fluor™ 647 Conjugate

[All](#)

[Photos \(2\)](#)

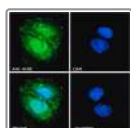
Product No.	Clonality	Application	Species Reactivity	Citations	SDS
06-942-AF647	polyclonal	FACS, ICC	rat, mouse, human		



Anti-Acetylated-Lysine antibody, Rabbit monoclonal

[All Photos \(4\)](#)

Product No.	Clonality	Application	Species Reactivity	Citations	SDS
SAB5600275	RM101, monoclonal recombinant monoclonal	ChIP, ELISA, FACS, ICC, IHC, IP, WB	all		



Anti-ACHE antibody produced in goat

Synonym(s): Anti-Acetylcholinesterase (YT blood group), Anti-YT

[All Photos \(3\)](#)


Product No.	Clonality	Application	Species Reactivity	Citations	SDS
SAB2500018	polyclonal	ELISA, FACS, IF, WB	rabbit, cat, human, rat, mouse	2	



Anti-Acinar cells Antibody

[All Photos](#) (1)

Product No.	Clonality	Application	Species Reactivity	Citations	SDS
MABS2144	MIC0-2A6, monoclonal	FACS, IF, IHC (p)	mouse		



Anti-ACLY, clone 5F8D11 Antibody

[All Photos](#) (5)

Product No.	Clonality	Application	Species Reactivity	Citations	SDS
MABC697	5F8D11, monoclonal	ELISA, FACS, IF, IHC, WB	human, mouse, monkey		



ANTI-ACSM1 (N-TERM) antibody produced in rabbit


Synonym(s): ACSM1, Acyl-CoA synthetase medium-chain family member 1, Acyl-coenzyme A synthetase ACSM1, BUCS1, Butyrate--CoA ligase 1, Butyryl-coenzyme A synthetase 1, LAE, Lipoate-activating enzyme, MACS1, Middle-chain acyl-CoA synthetase 1, mitochondrial

[All Photos](#) (1)

Product No.	Clonality	Application	Species Reactivity	Citations	SDS
SAB1301678	polyclonal	FACS, WB	human		

All Photos (3) **Anti-Actin Antibody, Alexa Fluor™ 488 Conjugate**

Product No.	Clonality	Application	Species Reactivity	Citations	SDS
ABT1485-AF488	polyclonal	FACS, ICC, IF	human, mouse		




Anti-Actin Antibody, Alexa Fluor™ 647 Conjugate

All Photos (4)

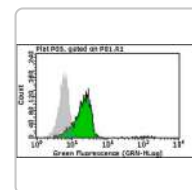
Product No.	Clonality	Application	Species Reactivity	Citations	SDS
ABT1485-AF647	polyclonal	FACS, ICC, IF	human, mouse		



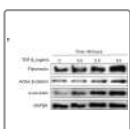
Sigma-Aldrich
SAB4700606
 Monoclonal
 Anti-Kappa...



Sigma-Aldrich
C7492
 Monoclonal
 Anti-...




Sigma-Aldric
MABT18
 Anti-Delta
 Antibody,



Anti-Active-β-Catenin (Anti-ABC) Antibody, clone 8E7

All Photos (10)


Product No.	Clonality	Application	Species Reactivity	Citations	SDS
05-665	8E7, monoclonal	FACS, ICC, IHC (p), WB	human, rat, mouse	460	



Anti-Active- β -Catenin Antibody, clone 8E7, Alexa Fluor™ 488

All Photos (4)

Product No.	Clonality	Application	Species Reactivity	Citations	SDS
05-665-AF488	8E7, monoclonal	FACS, ICC, IHC	human, mouse		



Anti-Active- β -Catenin Antibody, clone 8E7, Alexa Fluor™ 647

All Photos (3)

Product No.	Clonality	Application	Species Reactivity	Citations	SDS
05-665-AF647	8E7, monoclonal	FACS, ICC	human, mouse	1	




Anti-Activin Receptor IIB antibody produced in goat

Synonym(s): ActRIIB

All Photos (1)

Product No.	Clonality	Application	Species Reactivity	Citations	SDS
A0457	polyclonal	FACS, IHC, WB	human	4	




Anti-Acylation Stimulating Protein Antibody

All Photos (1)

Product No.	Clonality	Application	Species Reactivity	Citations	SDS
ABS1020	polyclonal	ELISA, FACS, Neutral, WB	human	3	




Anti-ADAM 12 Antibody, clone 6E6



[All Photos](#) (2)


Product No.	Clonality	Application	Species Reactivity	Citations	SDS
MABT1331	6E6, monoclonal	FACS, ICC, IP, WB	human		



Anti-ADAM 12 Antibody, clone 8F8

[All Photos](#) (2)

Product No.	Clonality	Application	Species Reactivity	Citations	SDS
MABT1330	8F8, monoclonal	FACS, ICC, IP, WB, inhibition assay	human		



Anti-ADAM10 Antibody, clone 11G2

[All Photos](#) (1)

Product No.	Description	SDS
MABN2317		



Anti-Adenosine Receptor A2a Antibody, clone 7F6-G5-A2

[All Photos](#) (1)

Product No.	Clonality	Application	Species Reactivity	Citations	SDS
05-717	7F6-G5-A2, monoclonal	FACS, IHC, WB	mouse, rat, dog, canine, rabbit, human	48	



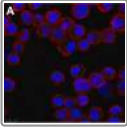
Anti-Adenovirus Antibody, clone 20/11 ZooMAb[®] Mouse Monoclonal

[All Photos](#) (13)

Product No.	Clonality	Application	Species Reactivity	Citations	SDS
ZMS1110	20/11, recombinant	FACS, ICC,	adenovirus- infected cells		





Product No.	Clonality	Application	Species Reactivity	Citations	SDS
	monoclonal	IHC (p)			



Anti-Adenovirus Hexon Antibody, clone 7/48.7c
ZooMAb[®] Mouse Monoclonal

All
Photos (9)


Product No.	Clonality	Application	Species Reactivity	Citations	SDS
ZMS1040	7/48.7c, recombinant monoclonal	FACS, ICC, WB	virus	 	



Anti-Adenylate Cyclase Toxin Antibody, B. pertussis
Antibody, clone 3D1

All
Photos (1)

Product No.	Clonality	Application	Species Reactivity	Citations	SDS
MABF2086	3D1, monoclonal	ELISA, FACS, Neutral, WB, inhibition assay	bacteria		




ANTI-ADIPOR1(C-TERMINAL) antibody produced in rabbit

Synonym(s): ADIPOR1, Adiponectin receptor protein 1, PAQR1, Progestin and adipoQ receptor family member I, TESBP1A

All
Photos (1)

Product No.	Clonality	Application	Species Reactivity	Citations	SDS
SAB1307251	polyclonal	FACS, IHC, WB	human		




ANTI-ADM (CENTER) antibody produced in rabbit

Synonym(s): ADM, AM, Adrenomedullin, PAMP, ProAM N-terminal 20 peptide, ProAM-N20, Proadrenomedullin N-20 terminal peptide

All
Photos (1)


Product No.	Clonality	Application	Species Reactivity	Citations	SDS
SAB1303888	polyclonal	FACS, WB	human		



Anti-ADORA2A antibody produced in mouse

[All Photos](#) (3)

Product No.	Clonality	Application	Species Reactivity	Citations	SDS
SAB1408884	polyclonal	FACS, WB	human	4	



Anti-ADRB3 antibody produced in mouse



[All Photos](#) (2)

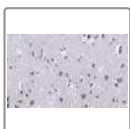
Product No.	Clonality	Application	Species Reactivity	Citations
SAB1405434	polyclonal	FACS, WB	human	



Anti-AFP Antibody, clone 3B7 ZooMAb[®] Rabbit Monoclonal



[All Photos](#) (12)

Product No.	Clonality	Application	Species Reactivity	Citations	SDS
ZRB1159	3B7, monoclonal recombinant monoclonal	FACS, ICC, IHC (p), WB, affinity binding assay	human	 	



Anti-Ago2 Antibody, clone 2H10 ZooMAb[®] Rabbit Monoclonal

[All Photos](#) (11)

Product No.	Clonality	Application	Species Reactivity	Citations	SDS
ZRB1205	2H10, monoclonal recombinant monoclonal	FACS, ICC, IHC (p), WB	rat, human, mouse	 	



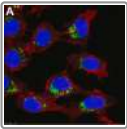
ANTI-AHCYL2 (C-TERM) antibody produced in rabbit

Synonym(s): AHCYL2, AdoHcyase 3, KIAA0828, Putative adenosylhomocysteinase 3, S-adenosyl-L-homocysteine hydrolase 3, S-adenosylhomocysteine hydrolase-like protein 2

[All](#)

[Photos \(1\)](#)



Product No.	Clonality	Application	Species Reactivity	Citations	SDS
SAB1301250	polyclonal	FACS, IHC, WB	mouse, human		




Anti-AIFM2 Antibody, clone 1115 ZooMAb® Rabbit Monoclonal

[All](#)

[Photos \(18\)](#)


Product No.	Clonality	Application	Species Reactivity	Citations	SDS
ZRB1527	1115, recombinant monoclonal	FACS, ICC, WB, affinity binding assay	mouse, human	 	



Anti-AIRE Antibody, clone 5H12

[All Photos \(1\)](#)

Product No.	Clonality	Application	Species Reactivity	Citations	SDS
04-150	5H12, monoclonal	FACS, ICC, IHC, WB	mouse	2	



Anti-AIRE Antibody, clone Mab155

[All Photos \(1\)](#)

Product No.	Clonality	Application	Species Reactivity	Citations	SDS
MABF235	Mab155, monoclonal	FACS, ICC, WB	human	1	





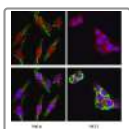
Anti-Akt Antibody, PH Domain Antibody, clone SKB1 ZooMAb® Mouse Monoclonal

All

Photos (17)

Synonym(s): EC:2.7.11.1, PKB, PKB alpha, Protein kinase B, Protein kinase B alpha, Proto-oncogene c-Akt, RAC-PK-alpha, RAC-alpha serine/threonine-protein kinase

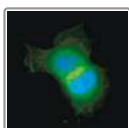
Product No.	Clonality	Application	Species Reactivity	Citations	SDS
ZMS1027	SKB1, recombinant monoclonal monoclonal	FACS, ICC, IHC (p), WB	rat, human, mouse		 



Anti-Akt/PKB Antibody, PH Domain, clone SKB1

All Photos (4)

Product No.	Clonality	Application	Species Reactivity	Citations
05-591	SKB1, monoclonal	FACS, ICC, IP, WB	rat, human, mouse	54

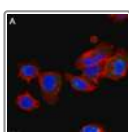


Anti-Akt/PKB Antibody, PH Domain, clone SKB1, Alexa Fluor™ 488

All

Photos (1)



Product No.	Clonality	Application	Species Reactivity	Citations
16-293	SKB1, monoclonal	FACS, ICC, IF, WB	mouse, rat, human	2

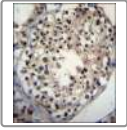


Anti-ALK-7 Antibody, clone 1N5 ZooMAb® Rabbit Monoclonal

All

Photos (9)

Product No.	Clonality	Application	Species Reactivity	Citations	SDS
ZRB1384	1N5, recombinant monoclonal	FACS, ICC, WB, affinity binding assay	human		 



ANTI-ALKBH6 (CENTER) antibody produced in rabbit

Synonym(s): ABH6, ALKBH6, Probable alpha-ketoglutarate-dependent dioxygenase ABH6

[All Photos](#) (3)

Product No.	Clonality	Application	Species Reactivity	Citations	SDS
SAB1301128	polyclonal	FACS, IHC, WB	human, mouse		




Anti-Allergin-1 Antibody, clone TX83

[All Photos](#) (1)

Product No.	Description	SDS
MABF2332		

All Photos (1) Anti-alpha TLR10 Antibody, clone 5C2C5

Product No.	Description	SDS
MABF2094		




Anti-alpha-Actin Antibody, Cardiac Muscle Antibody, clone 22D3

All Photos (1)

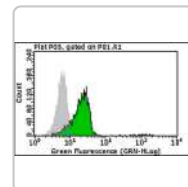
Product No.	Clonality	Application	Species Reactivity	Citations	SDS
MABT823	22D3, monoclonal	FACS, ICC, IF, WB	rat, human, goat, rabbit	2	



Sigma-Aldrich
SAB4700606
 Monoclonal
 Anti-Kappa...



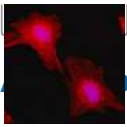
Sigma-Aldrich
C7492
 Monoclonal
 Anti-...



Sigma-Aldric
MABT18
 Anti-Delta
 Antibody,




Anti-alpha-Tubulin antibody, Rabbit monoclonal



[Photos](#) (2)

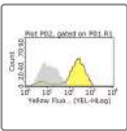
Product No.	Clonality	Application	Species Reactivity	Citations	SDS
SAB5600206	RM113, monoclonal recombinant monoclonal	ChIP, ELISA, FACS, ICC, IHC, IP, WB	all	2	



Anti-Alzheimer Precursor Protein A4 (NT)-FITC Antibody, clone 22C11

[All Photos](#) (1)

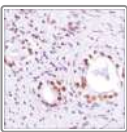
Product No.	Clonality	Application	Species Reactivity	Citations	SDS
FCMAB327F	22C11, monoclonal	FACS	canine		



Anti-Aminopeptidase N/CD13 Antibody, clone BR2

[All Photos](#) (1)


Product No.	Clonality	Application	Species Reactivity	Citations	SDS
MABF911	BR2, monoclonal	ELISA, EM, FACS, IP, affinity chromatography	human		



Anti-Androgen Receptor (C-term) antibody, Rabbit monoclonal

[All Photos](#) (2)

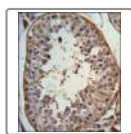
Product No.	Clonality	Application	Species Reactivity	Citations	SDS
SAB5500009	SP224, monoclonal	FACS, IHC	human (tested)		



Anti-Androgen Receptor Antibody

[All Photos](#) (8)

Product No.	Clonality	Application	Species Reactivity	Citations	SDS
06-680	polyclonal	ChIP, FACS, ICC, IHC, IP, WB	rat, human	176	



ANTI-ANGEL1 (C-TERM) antibody produced in rabbit

Synonym(s): ANGEL1, KIAA0759, Protein angel homolog 1

[All Photos](#) (2)

Product No.	Clonality	Application	Species Reactivity	Citations	SDS
SAB1303061	polyclonal	FACS, IHC, WB	human, mouse	1	

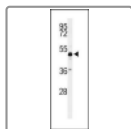


ANTI-ANGPT2 (C-TERM) antibody produced in rabbit

Synonym(s): ANGPT2, Angiopoietin-2

[All Photos](#) (3)

Product No.	Clonality	Application	Species Reactivity	Citations	SDS
SAB1303162	polyclonal	FACS, IHC, WB	human		

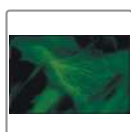


ANTI-ANKH(C-TERMINAL) antibody produced in rabbit

Synonym(s): ANKH, KIAA1581, Progressive ankylosis protein homolog

[All Photos](#) (1)


Product No.	Clonality	Application	Species Reactivity	Citations	SDS
SAB1307228	polyclonal	FACS, IHC, WB	mouse, human		



Anti-Ankyrin Antibody, clone Ank016

[All Photos](#) (1)

Product No.	Clonality	Application	Species Reactivity	Citations	SDS
MAB1683	Ank016, monoclonal	ELISA, FACS, ICC, IP, WB	rat, human, rabbit, pig, mouse, bovine, canine	4	

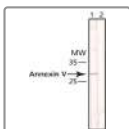


ANTI-ANNEXIN A1 (CENTER) antibody produced in rabbit

Synonym(s): ANX1, ANXA1, Annexin A1, Annexin I, LPC1

[All Photos](#) (1)

Product No.	Clonality	Application	Species Reactivity	Citations	SDS
SAB1306513	polyclonal	FACS, IHC, WB	human		



Anti-Annexin V antibody, Mouse monoclonal



[All Photos](#) (1)

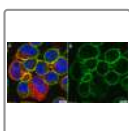
Product No.	Clonality	Application	Species Reactivity	Citations	SDS
A8604	AN5, monoclonal	ARR, ELISA (i), ICC, WB	human	10	



Anti-APN/CD13 Antibody, clone 1D20 ZooMAb[®] Rabbit Monoclonal




[All Photos](#) (9)

Product No.	Clonality	Application	Species Reactivity	Citations	SDS
ZRB2050	1D20, recombinant monoclonal	FACS, IHC, WB, affinity binding assay	human, rat	 	



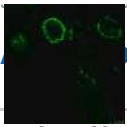
Anti-APN/CD13 Antibody, clone BR2 ZooMAb[®] Mouse Monoclonal

[All Photos](#) (5)

Product No.	Clonality	Application	Species Reactivity	Citations	SDS
ZMS1184	recombinant monoclonal	ELISA, FACS, ICC	human	  	

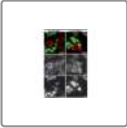


Anti-APN/CD13 Antibody, clone DF-5



[All Photos](#) (2)

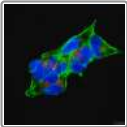
Product No.	Clonality	Application	Species Reactivity	Citations	SDS
MABF2078	DF-5, monoclonal	FACS, ICC, IF, IHC, WB	human		



Anti-APP Antibody, clone 1D1

[All Photos](#) (3)

Product No.	Clonality	Application	Species Reactivity	Citations	SDS
MABN2287	1D1, monoclonal	ELISA, FACS, ICC, IHC, WB	human		



Anti-APP Antibody, clone 7H6

[All Photos](#) (4)


Product No.	Clonality	Application	Species Reactivity	Citations	SDS
MABN2297	7H6, monoclonal	ELISA, FACS, ICC, IP, WB	human		



Anti-Aquaporin-4 Antibody, clone mECD

[All Photos](#) (1)

Product No.	Clonality	Application	Species Reactivity	Citations	SDS
MABN2471	mECD, monoclonal	FACS, IF, IHC, IP	human, rat, mouse		



ANTI-ARGBP2(N-TERMINAL) antibody produced in rabbit

Synonym(s): ARGBP2, Arg/Abl-interacting protein 2, KIAA0777, SORBS2, Sorbin and SH3 domain-containing protein 2

[All Photos](#) (1)



Product No.	Clonality	Application	Species Reactivity	Citations	SDS
SAB1306615	polyclonal	FACS, IF, IHC, WB	human		

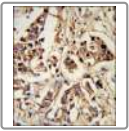


Anti-Arginase-1 Antibody, clone 3B17 ZooMAb[®] Rabbit Monoclonal

All

Photos (9)

Product No.	Clonality	Application	Species Reactivity	Citations	SDS
ZRB1088	3B17, recombinant monoclonal monoclonal	FACS, IHC (p), WB, affinity binding assay	human	 	



ANTI-ARHGAP18 (CENTER) antibody produced in rabbit

Synonym(s): ARHGAP18, MacGAP, Rho GTPase-activating protein 18, Rho-type GTPase-activating protein 18

All

Photos (2)

Product No.	Clonality	Application	Species Reactivity	Citations	SDS
SAB1302939	polyclonal	FACS, IHC, WB	human		




ANTI-ARV1 (N-TERMINAL) antibody produced in rabbit

Synonym(s): ARV1, Protein ARV1

All Photos (1)

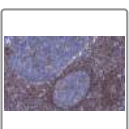
Product No.	Clonality	Application	Species Reactivity	Citations	SDS
SAB1307150	polyclonal	FACS, IHC, WB	mouse, human		



Anti-ASC Antibody, clone 2EI-7



All Photos (2)

Product No.	Clonality	Application	Species Reactivity	Citations	SDS
04-147	2EI-7, monoclonal	FACS, WB	mouse	30	



Anti-ASC/PYCARD Antibody, clone 1C19 ZooMAb[®] Rabbit Monoclonal

All Photos (12)

Product No.	Clonality	Application	Species Reactivity	Citations	SDS
ZRB1756	1C19, recombinant monoclonal	FACS, ICC, IHC (p), WB, affinity binding assay	human	 	



ANTI-ASMT (CENTER) antibody produced in rabbit

Synonym(s): ASMT, Acetylserotonin O-methyltransferase, HIOMT, Hydroxyindole O-methyltransferase

All Photos (2)

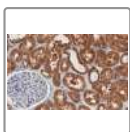
Product No.	Clonality	Application	Species Reactivity	Citations	SDS
SAB1303201	polyclonal	FACS, IHC, WB	human		



Anti-asparagine synthetase Antibody, clone Z5808



All Photos (1)

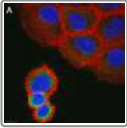
Product No.	Clonality	Application	Species Reactivity	Citations	SDS
MABS1300	Z5808, monoclonal	ELISA, FACS, ICC, IHC, WB	human		



Anti-ASS1 Antibody, clone 2E22 ZooMAb® Rabbit Monoclonal

All Photos (12)



Product No.	Clonality	Application	Species Reactivity	Citations	SDS
ZRB1817	2E22, recombinant monoclonal	FACS, ICC, IHC (p), WB, affinity binding assay	mouse, human	 	




Anti-ASTN2 Antibody, clone 2E8 ZooMAb[®] Rabbit Monoclonal

All

Photos (9)

Product No.	Clonality	Application	Species Reactivity	Citations	SDS
ZRB1283	2E8, monoclonal recombinant monoclonal	FACS, ICC, WB, affinity binding assay	mouse, human	 	



Anti-AT1 Receptor Antibody

All Photos (1)

Product No.	Clonality	Application	Species Reactivity	Citations	SDS
AB15552	polyclonal	FACS, ICC, IHC, WB	mouse, rat, human	14	


All

ANTI-ATG14(N-TERMINAL) antibody produced in rabbit

Photos

(1) **Synonym(s):** ATG14, Autophagy-related protein 14-like protein, Beclin 1-associated autophagy-related key regulator, KIAA0831




Product No.	Clonality	Application	Species Reactivity	Citations	SDS
SAB1306129	polyclonal	FACS, WB	human, mouse		



Anti-ATP Synthase β Antibody, clone 1E6 ZooMAb[®] Rabbit Monoclonal

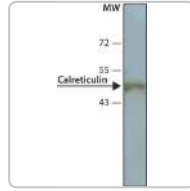
All

Photos (7)

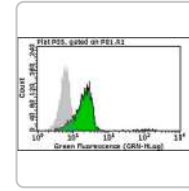
Product No.	Clonality	Application	Species Reactivity	Citations	SDS
ZRB2723	recombinant monoclonal	FACS, ICC, IHC, WB, affinity binding assay	rat, human, mouse		  



Sigma-Aldrich
SAB4700606
Monoclonal
Anti-Kappa...



Sigma-Aldrich
C7492
Monoclonal
Anti-...

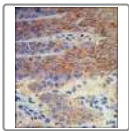


Sigma-Aldric
MABT18
Anti-Delta
Antibody,

[View Price and Availability](#)

[View Price and Availability](#)

[View Price and Availat](#)




ANTI-ATP12A (CENTER) antibody produced in rabbit

Synonym(s): ATP12A, ATP1AL1, Non-gastric H(+)/K(+) ATPase subunit alpha, Potassium-transporting ATPase alpha chain 2, Proton pump

[All Photos](#) (2)

Product No.	Clonality	Application	Species Reactivity	Citations	SDS
SAB1303160	polyclonal	FACS, IHC, WB	human		




ANTI-ATP13A3 (N-TERM) antibody produced in rabbit

Synonym(s): AFURS1, ATP13A3

[All Photos](#) (1)

Product No.	Clonality	Application	Species Reactivity	Citations	SDS
SAB1302984	polyclonal	FACS, IHC, WB	human	1	



Anti-ATP1B3 antibody produced in mouse

[All Photos](#) (3)

Product No.	Clonality	Application	Species Reactivity	Citations	SDS
SAB1405498	polyclonal	FACS, WB	human		

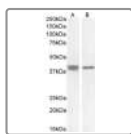


ANTI-ATP11C (CENTER) antibody produced in rabbit

Synonym(s): ATP11C, ATPIG, ATPIQ, Probable phospholipid-transporting ATPase IG

[All Photos](#) (3)

Product No.	Clonality	Application	Species Reactivity	Citations	SDS
SAB1302886	polyclonal	FACS, IHC, WB	human, mouse, hamster	4	



Anti-ATP6IP2/Renin Receptor antibody produced in goat

Synonym(s): Anti-APT6M8-9, Anti-M8-9



[All Photos](#) (3)

Product No.	Clonality	Application	Species Reactivity	Citations	SDS
SAB2500134	polyclonal	ELISA, FACS, WB	mouse, rat, human	1	



Anti-Axl Antibody, clone 3D13 ZooMAb[®] Rabbit Monoclonal



[All Photos](#) (12)

Product No.	Clonality	Application	Species Reactivity	Citations	SDS
ZRB1956	3D13, recombinant monoclonal	FACS, ICC, IHC, WB, affinity binding assay	monkey, mouse, human		 



Anti-beta Actin Antibody, clone 4C2 ZooMAb[®] Mouse Monoclonal



[All Photos](#) (11)

Product No.	Clonality	Application	Species Reactivity	Citations	SDS
ZMS1156	4C2, recombinant monoclonal	FACS, IHC, WB	monkey, mouse, human, rat		 



Anti-beta Tubulin Antibody, clone AA2 ZooMAb[®] Mouse Monoclonal

[All Photos](#) (14)

Product No.	Clonality	Application	Species Reactivity	Citations	SDS
ZMS1190	AA2, recombinant monoclonal	FACS, ICC, IHC, WB	mouse, rat, human	 	



Anti-B7-H3 (CD276) Antibody, clone 376.96

[All Photos](#) (1)

Product No.	Description	SDS
MABC1731		



Anti-B7-H3 (CD276) Antibody, clone MJ8

[All Photos](#) (1)

Product No.	Clonality	Application	Species Reactivity	Citations	SDS
04-1501	MJ8, monoclonal	FACS, IHC, WB	human		



Anti-B7-H3/CD276 antibody, Rabbit monoclonal

[All Photos](#) (3)

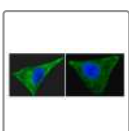
Product No.	Clonality	Application	Species Reactivity	Citations	SDS
SAB5500011	SP206, monoclonal	FACS, IHC	human (tested)		



Anti-B7-H6 Antibody, clone 5.51.18

[All Photos](#) (1)

Product No.	Description	SDS
MABC613		



Anti- β -Tubulin Antibody, clone AA2, Alexa Fluor™ 488 conjugate

All Photos (1)

Product No.	Clonality	Application	Species Reactivity	Citations	SDS
16-230	AA2, monoclonal	FACS, ICC, IF, WB	human, rat, bovine, mouse	8	

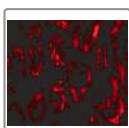


Anti- β -Tubulin III antibody produced in rabbit

Synonym(s): Anti-Tuj 1

All Photos (1)

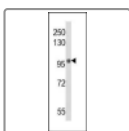
Product No.	Clonality	Application	Species Reactivity	Citations	SDS
T3952	polyclonal	WB	human	45	



Anti-BANF1 antibody produced in rabbit

All Photos (5)

Product No.	Clonality	Application	Species Reactivity	Citations	SDS
SAB3501182	polyclonal	FACS, IF, WB	mouse, rat, human		



ANTI-BANK1 (CENTER) antibody produced in rabbit

Synonym(s): B-cell scaffold protein with ankyrin repeats, Bank1

All Photos (1)


Product No.	Clonality	Application	Species Reactivity	Citations	SDS
SAB1303803	polyclonal	FACS, WB	human		



Anti-Basal Cell Cytokeratin Antibody

All Photos (1)

Product No.	Clonality	Application	Species Reactivity	Citations	SDS
MAB3224	monoclonal	FACS, ICC, IHC, WB	rat, quail, guinea pig, human, hamster, canine, rabbit, pig, chicken	1	




ANTI-BAT1(C-TERMINAL) antibody produced in rabbit

Synonym(s): 56 kDa U2AF65-associated protein, BAT1, DDX39B, Spliceosome RNA helicase DDX39B, UAP56

[All](#)

[Photos \(1\)](#)

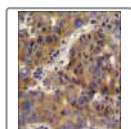
Product No.	Clonality	Application	Species Reactivity	Citations	SDS
SAB1307254	polyclonal	FACS, IHC, WB	human	8	



Anti-BATF3 Antibody

[All Photos \(2\)](#)

Product No.	Clonality	Application	Species Reactivity	Citations	SDS
ABE1007	polyclonal	FACS, WB	human	1	



ANTI-BCKDHB (N-TERM) antibody produced in rabbit

Synonym(s): 2-oxoisovalerate dehydrogenase subunit beta, BCKDHB, mitochondrial

[All Photos \(3\)](#)

Product No.	Clonality	Application	Species Reactivity	Citations	SDS
SAB1302827	polyclonal	FACS, IF, IHC, WB	human		



Anti-BCL-2 Alpha antibody, Rabbit monoclonal

[All Photos \(2\)](#)


Product No.	Clonality	Application	Species Reactivity	Citations	SDS
SAB5500014	SP66, monoclonal	FACS, IHC	human (tested)	4	



Anti-BCL-6 antibody, Rabbit monoclonal

[All Photos \(2\)](#)

Product No.	Clonality	Application	Species Reactivity	Citations	SDS
SAB5500015	SP155, monoclonal	FACS, IHC	human (tested)		



ANTI-BCL-6(C-TERMINAL) antibody produced in rabbit

Synonym(s): BCL5, BCL6, LAZ3, ZBTB27, ZNF51

[All Photos](#) (1)

Product No.	Clonality	Application	Species Reactivity	Citations	SDS
SAB1306527	polyclonal	FACS, IHC, WB	human, mouse		



Anti-Bcl-X Antibody, clone 2H12

[All Photos](#) (1)

Product No.	Clonality	Application	Species Reactivity	Citations	SDS
MAB4625	2H12, monoclonal	FACS, IF, IHC, IP, WB	rat, pig, mouse, human	4	



Anti-Bcl-XL and BclXs Antibody, clone 7B2.5



[All Photos](#) (1)

Product No.	Clonality	Application	Species Reactivity	Citations	SDS
MAB3121	7B2.5, monoclonal	FACS, IHC, IP, WB	human	1	



Anti-Bcl-xL Antibody, clone 108 ZooMAb[®] Rabbit Monoclonal

[All Photos](#) (12)

Product No.	Clonality	Application	Species Reactivity	Citations	SDS
ZRB1861	108, recombinant monoclonal	FACS, ICC, IHC, WB	monkey, human, mouse		 



Anti-Bcl-XL Antibody, NT, clone 7D9

[All Photos](#) (1)

Product No.	Clonality	Application	Species Reactivity	Citations	SDS
MAB4619	7D9, monoclonal	FACS, IF	mouse	1	



Anti-BCRP1 Antibody, clone 5D3

All Photos (4)

Product No.	Clonality	Application	Species Reactivity	Citations	SDS
MAB4155	5D3, monoclonal	FACS, ICC, IF, WB	rat, human	16	

All

ANTI-BDHA1 (CENTER) antibody produced in rabbit

Photos

(1) **Synonym(s):** PDHA1, PDHE1-A type I, PHE1A, Pyruvate dehydrogenase E1 component subunit alpha, somatic form, mitochondrial

Product No.	Clonality	Application	Species Reactivity	Citations	SDS
SAB1306140	polyclonal	FACS, WB	human		



ANTI-BECLIN 1 antibody produced in rabbit

Synonym(s): BECN1, Beclin-1, Coiled-coil myosin-like BCL2-interacting protein, GT197, Protein GT197


All

Photos (1)

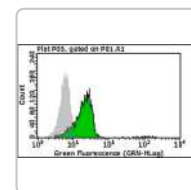
Product No.	Clonality	Application	Species Reactivity	Citations	SDS
SAB1306484	polyclonal	FACS, IHC, WB	mouse, human	11	




Sigma-Aldrich
SAB4700606
Monoclonal
Anti-Kappa...



Sigma-Aldrich
C7492
Monoclonal
Anti-...




Sigma-Aldric
MABT18
Anti-Delta
Antibody,



Anti-Beclin-1 Antibody, clone 9A1.1

[All Photos](#) (3)

Product No.	Clonality	Application	Species Reactivity	Citations
MABC34	9A1.1, monoclonal	FACS, IHC, WB	human	1

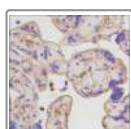


ANTI-BECLIN1-BH3 DOMAIN antibody produced in rabbit

Synonym(s): BECN1, Beclin-1, Coiled-coil myosin-like BCL2-interacting protein, GT197, Protein GT197

[All Photos](#) (1)

Product No.	Clonality	Application	Species Reactivity	Citations	SDS
SAB1306537	polyclonal	FACS, IHC, WB	human, mouse	12	



Anti-beta-Actin antibody, Rabbit monoclonal

[All Photos](#) (5)

Product No.	Clonality	Application	Species Reactivity	Citations	SDS
SAB5500001	SP124, monoclonal	FACS, IHC	human (tested)	56	
SAB5600204	RM112, monoclonal recombinant monoclonal	ChIP, ELISA, FACS, ICC, IHC, IP, WB	all	16	




ANTI-BEX1 (CENTER) antibody produced in rabbit

Synonym(s): BEX1, Protein BEX1

[All Photos](#) (2)

Product No.	Clonality	Application	Species Reactivity	Citations	SDS
SAB1301166	polyclonal	FACS, IHC, WB	human		




ANTI-BHLH3(N-TERMINAL) antibody produced in rabbit

Synonym(s): BHLHB3, BHLHE41, Class E basic helix-loop-helix protein 41, DEC2, SHARP1

All Photos (1)

Product No.	Clonality	Application	Species Reactivity	Citations	SDS
SAB1306664	polyclonal	FACS, IF, WB	human		




Anti-BIF-1/SH3GLB1 antibody produced in goat

Synonym(s): Anti-CGI-61, Anti-KIAA0491, Anti-SH3-domain GRB2-like endophilin B1, Anti-SH3GLB1

All Photos (1)

Product No.	Clonality	Application	Species Reactivity	Citations
SAB2500160	polyclonal	ELISA (i), FACS, IHC, WB	rat, human, mouse	



Anti-Bin1 Antibody, clone 99D Antibody, Alexa Fluor™ 488 Conjugate



All Photos (3)

Product No.	Clonality	Application	Species Reactivity	Citations	SDS
05-449-AF488	monoclonal	FACS, ICC	human, mouse, chicken, rat		



Anti-Bin1 Antibody, clone 99D.2 ZooMAb® Mouse Monoclonal

All Photos (14)

Product No.	Clonality	Application	Species Reactivity	Citations	SDS
ZMS1067	99D.2, recombinant monoclonal	FACS, ICC, IHC (p), WB	human, mouse	 	



Anti-Bin1, clone 99D (Ascites Free) Antibody

All Photos (2)


Product No.	Clonality	Application	Species Reactivity	Citations	SDS
05-449-C	99D, monoclonal	FACS, IF, IHC, IP, WB	mouse, chicken, human	2	



Anti-BLAST-2 (CD23) Antibody, clone EBVCS4

[All Photos](#) (1)




Product No.	Description	SDS
MABF2319		

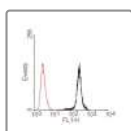


Anti-BLAST-2/CD23 Antibody, clone 3G10 ZooMAb[®] Rabbit Monoclonal

Synonym(s): Anti-Syntaxin 4 Antibody, clone 1B9 ZooMAb[®] Rabbit Monoclonal

[All Photos](#) (7)


Product No.	Clonality	Application	Species Reactivity	Citations	SDS
ZRB2691	3G10, recombinant monoclonal	FACS, ICC, IHC, affinity binding assay	human		  



Anti-BMP4 Antibody, clone PA354-16.1.1

[All Photos](#) (3)

Product No.	Clonality	Application	Species Reactivity	Citations	SDS
MABD411	PA354-16.1.1, monoclonal	FACS, IHC, WB	human	1	



Anti-BMPR-1A, clone 4B7B2 Antibody

[All Photos](#) (3)

Product No.	Clonality	Application	Species Reactivity	Citations	SDS
MABS419	4B7B2, monoclonal	ELISA, FACS, IHC, WB	mouse, human		



Anti-BrdU Antibody, clone 131-14871



[All Photos](#) (1)

Product No.	Clonality	Application	Species Reactivity	Citations	SDS
MAB4072	131-14871, monoclonal	FACS, IHC (p)		34	



Anti-BrdU Antibody, clone BU-1

[All Photos](#) (1)

Product No.	Clonality	Application	Species Reactivity	Citations	SDS
MAB3510	BU-1, monoclonal	FACS, ICC, IHC		25	



Anti-BrdU Antibody, clone IIB5

[All Photos](#) (1)

Product No.	Clonality	Application	Species Reactivity	Citations	SDS
MAB3222	IIB5, monoclonal	FACS, ICC, IHC		15	



Anti-BrdU Antibody, clone PRB-1, biotin conjugated

[All Photos](#) (1)

Product No.	Clonality	Application	Species Reactivity	Citations	SDS
MAB3262B	PRB-1, monoclonal	FACS		4	



Anti-BrdU Antibody, clone PRB-1, FITC conjugated

[All Photos](#) (1)

Product No.	Clonality	Application	Species Reactivity	Citations	SDS
MAB3262F	PRB-1, monoclonal	FACS		11	



Anti-Bst2 Antibody, clone 44E9



[Photos](#) (1)

Product No.	Description
-------------	-------------


MABF979



Anti-BST-2 (CD317) Antibody, clone 927

[All Photos](#) (1)

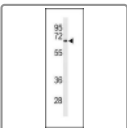
Product No.	Clonality	Application	Species Reactivity	Citations	SDS
MABF2047	927, monoclonal	ELISA, FACS, IHC, Neutral	mouse		



Anti-BST-2 Antibody, clone Mab-c48

[All Photos](#) (6)

Product No.	Clonality	Application	Species Reactivity	Citations	SDS
MABC1801	Mab-c48, monoclonal	FACS, IHC, IP, WB	human		

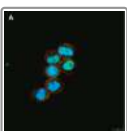


ANTI-BT2A2 (C-TERM) antibody produced in rabbit

Synonym(s): BT2.2, BTF2, BTN2A2, Butyrophilin subfamily 2 member A2

[All Photos](#) (1)

Product No.	Clonality	Application	Species Reactivity	Citations	SDS
SAB1301733	polyclonal	FACS, WB	human		




Anti-C-EBP alpha Antibody, clone 2E17, ZooMAb® Rabbit Monoclonal

Synonym(s): C/EBP alpha, CCAAT/enhancer-binding protein alpha

[All Photos](#) (8)

Product No.	Clonality	Application	Species Reactivity	Citations	SDS
ZRB1367	2E17, monoclonal recombinant monoclonal	FACS, ICC, WB	human, mouse		






Anti-c-ErbB2/c-Neu (Ab-5) Antibody, clone TA-1

[All Photos](#) (1)

Product No.	Clonality	Application	Species Reactivity	Citations	SDS
MABE320	TA-1, monoclonal	FACS, IF, IP, WB	human	2	

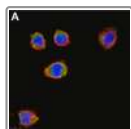


ANTI-C-KIT(N-TERMINAL) antibody produced in rabbit

Synonym(s): KIT, Mast/stem cell growth factor receptor Kit, Piebald trait protein, Proto-oncogene c-Kit, SCFR



[All Photos](#) (1)


Product No.	Clonality	Application	Species Reactivity	Citations	SDS
SAB1305429	polyclonal	FACS, IHC, WB	rat, human		



Anti-c-Kit/CD117 Antibody, clone 1L19 ZooMAb® Rabbit Monoclonal

[All Photos](#) (9)

Product No.	Clonality	Application	Species Reactivity	Citations	SDS
ZRB1284	1L19, recombinant monoclonal	FACS, ICC, WB, affinity binding assay	human, mouse		 



Anti-c-Met Antibody, clone seeMet 13

[All Photos](#) (2)

Product No.	Clonality	Application	Species Reactivity	Citations	SDS
MABS1916	seeMet 13, monoclonal	FACS, ICC, IP, inhibition assay	human		



Anti-C4.4A/LYPD3 antibody, Rabbit monoclonal

All Photos (2)

Product No.	Clonality	Application	Species Reactivity	Citations	SDS
SAB5500019	SP250, monoclonal	FACS, IHC	human (tested)		

All Photos (1) **Anti-CA9 Antibody, clone 2D3**

Product No.	Clonality	Application	Species Reactivity	Citations	SDS
MABN713	2D3, monoclonal	FACS, IHC, WB	human		



ANTI-CACNA2D3 (C-TERM) antibody produced in rabbit

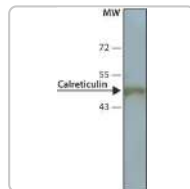
Synonym(s): CACNA2D3, Voltage-dependent calcium channel subunit alpha-2-3, Voltage-dependent calcium channel subunit alpha-2/delta-3, Voltage-dependent calcium channel subunit delta-3, Voltage-gated calcium channel subunit alpha-2/delta-3

All Photos (1)

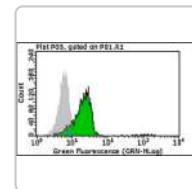
Product No.	Clonality	Application	Species Reactivity	Citations	SDS
SAB1303793	polyclonal	FACS, WB	human		



Sigma-Aldrich
SAB4700606
Monoclonal
Anti-Kappa...



Sigma-Aldrich
C7492
Monoclonal
Anti-...





Sigma-Aldric
MABT18
Anti-Delta
Antibody,



Anti-CACNG8/TARP γ 8 Antibody, clone 1K4 ZooMAb[®] Rabbit Monoclonal



[All Photos](#) (12)

Product No.	Clonality	Application	Species Reactivity	Citations	SDS
ZRB1523	1K4, recombinant monoclonal	FACS, ICC, IHC	human, rat	 	



Anti-Caldesmon Antibody, clone 1E8 ZooMAb[®] Rabbit Monoclonal

[All Photos](#) (12)


Product No.	Clonality	Application	Species Reactivity	Citations	SDS
ZRB1823	1E8, recombinant monoclonal	FACS, ICC, IHC, WB, affinity binding assay	human, rat	 	



Anti-Caldesmon-Pan antibody, Rabbit monoclonal

[All Photos](#) (3)

Product No.	Clonality	Application	Species Reactivity	Citations	SDS
SAB5500025	SP226, monoclonal	FACS, IHC	human (tested)		



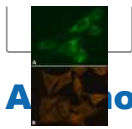
Anti-Calnexin Antibody, clone AF8

[All Photos](#) (3)

Product No.	Clonality	Application	Species Reactivity	Citations	SDS
MABF2067M	AF8, monoclonal	FACS, ICC, IHC, IP, WB	human		



Anti-Calnexin antibody, Mouse monoclonal



Synonym(s): Anti-CANX, Anti-CNX

[All Photos](#) (2)

Product No.	Clonality	Application	Species Reactivity	Citations	SDS
C7617	TO-5, monoclonal	ELISA (i), FACS, ICC, IHC, WB	human	18	




ANTI-CALPONIN-1(N-TERMINAL) antibody produced in rabbit

Synonym(s): Basic calponin, CNN1, Calponin H1, smooth muscle, Calponin-1

[All Photos](#) (1)

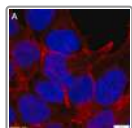
Product No.	Clonality	Application	Species Reactivity	Citations	SDS
SAB1306519	polyclonal	FACS, IHC, WB	human		



Anti-Calreticulin Antibody, clone 16B11.1

[All Photos](#) (3)

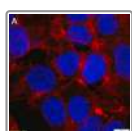
Product No.	Clonality	Application	Species Reactivity	Citations	SDS
MABT217	16B11.1, monoclonal	FACS, IHC, WB	human		



Anti-CAM-cysteine Antibody, clone 4E7 ZooMAb[®] Rabbit Monoclonal



[All Photos](#) (12)

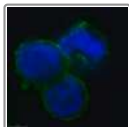
Product No.	Clonality	Application	Species Reactivity	Citations	SDS
ZRB2456	4E7, recombinant monoclonal	ELISA, FACS, ICC, WB	human		



Anti-CAM-cysteine Antibody, clone 52H11 ZooMAb[®] Rabbit Monoclonal

[All Photos](#) (12)

Product No.	Clonality	Application	Species Reactivity	Citations	SDS
ZRB2457	52H11, recombinant monoclonal	ELISA, FACS, ICC, WB	human	 	



Anti-canine NKp46 (CD335) Antibody, clone 48A

[All Photos](#) (1)

Product No.	Description	SDS
MABF2109		
9Q078W		



Anti-CANX antibody produced in rabbit

Synonym(s): Anti-CANX, Anti-CNX, Anti-Calnexin-CT (Purified), Anti-IP90, Anti-P90

[All Photos](#) (1)

Product No.	Clonality	Application	Species Reactivity	Citations	SDS
SAB5200097	polyclonal	FACS, ICC, IHC, IP, WB	bovine, <i>Drosophila</i> (weak), monkey, chicken, guinea pig, human, hamster, <i>Xenopus</i> (weak), dog, quail, rat, mouse, sheep, pig, rabbit	2	



Anti-Capsid Protein antibody produced in rabbit

Synonym(s): Capsid, Dengue virus 2 Capsid protein

[All Photos](#) (2)


Product No.	Clonality	Application	Species Reactivity	Citations	SDS
SAB2700021	polyclonal	FACS, IF, WB	Dengue virus		



Anti-Carcinoma Glycans Antibody, clone mAB-A4

[All Photos](#) (1)

Product No.	Description	SDS
MABC1709	clone mAb-A4, from mouse	

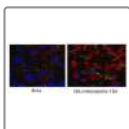


ANTI-CASA (CENTER) antibody produced in rabbit

Synonym(s): Alpha-S1-casein, CASA, CSN1, CSN1S1, Casoxin-D

[All Photos](#) (1)

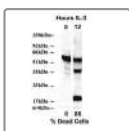
Product No.	Clonality	Application	Species Reactivity	Citations	SDS
SAB1306507	polyclonal	FACS, IHC, WB	human		



Anti-Caspase3 (active form) Antibody, clone 3D9.3

[All Photos](#) (2)

Product No.	Clonality	Application	Species Reactivity	Citations	SDS
MAB10753	3D9.3, monoclonal	FACS, ICC, WB	human	7	



Anti-Caspase 2 Antibody, clone 10C6

[All Photos](#) (1)

Product No.	Clonality	Application	Species Reactivity	Citations	SDS
MAB3501	10C6, monoclonal	ELISA, FACS, IP, WB	human, monkey, canine, mouse	5	



Anti-Caspase 2 Antibody, clone 11B4

[All Photos](#) (1)



Product No.	Clonality	Application	Species Reactivity	Citations	SDS
MAB3507	11B4, monoclonal	ELISA, FACS, IP, WB	mouse, monkey, human, canine	12	



Anti-Caspase-3 Antibody, clone 3J16 , ZooMAb® Rabbit Monoclonal

Synonym(s): Apopain, CASP-3, CPP-32, Cysteine protease CPP32, EC:3.4.22.56, Protein Yama, SCA-1, SREBP cleavage activity 1



[All Photos](#) (14)


Product No.	Clonality	Application	Species Reactivity	Citations	SDS
ZRB1221	3J16, recombinant monoclonal	FACS, ICC, IHC (p), WB	human, rat	2	 



Anti-Caspase-7 Antibody, clone 1E21 ZooMAb[®] Rabbit Monoclonal

All Photos (8)


Product No.	Clonality	Application	Species Reactivity	Citations	SDS
ZRB1676	1E21, recombinant monoclonal	FACS, IHC (p), WB	human		 



Anti-Caspase-8 Antibody, clone 3B10

All Photos (2)

Product No.	Clonality	Application	Species Reactivity	Citations	SDS
MABC1606	3B10, monoclonal	FACS, WB	mouse	1	



Anti-CCBP2 antibody produced in mouse

All Photos (2)

Product No.	Clonality	Application	Species Reactivity	Citations	SDS
SAB1408861	polyclonal	FACS, WB	human	1	



ANTI-CCDC34 (C-TERM) antibody produced in rabbit

Synonym(s): CCDC34, Coiled-coil domain-containing protein 34, RAMA3

All Photos (1)

Product No.	Clonality	Application	Species Reactivity	Citations	SDS
SAB1303750	polyclonal	FACS, WB	human	1	




ANTI-CCDC3 (C-TERM) antibody produced in rabbit



Synonym(s): CCDC3, Coiled-coil domain-containing protein 3

[All Photos](#) (1)

Product No.	Clonality	Application	Species Reactivity	Citations	SDS
SAB1301135	polyclonal	FACS, IHC, WB	human, mouse	1	

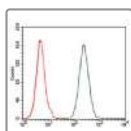


ANTI-CCK4 (PTK7)(N-TERMINAL) antibody produced in rabbit

Synonym(s): CCK4, Colon carcinoma kinase 4, Inactive tyrosine-protein kinase 7, PTK7, Protein-tyrosine kinase 7

[All Photos](#) (1)

Product No.	Clonality	Application	Species Reactivity	Citations	SDS
SAB1306159	polyclonal	FACS, IHC, WB	human		



Anti-CCL2 Antibody, clone 2D8

[All Photos](#) (4)

Product No.	Clonality	Application	Species Reactivity	Citations	SDS
MABN712	2D8, monoclonal	FACS, IF, IHC, WB	monkey, mouse, rat, human	11	



Anti-CCR5 (CD195) Antibody, clone HEK/1/85a/7a

[All Photos](#) (1)

Product No.	Clonality	Application	Species Reactivity	Citations	SDS
MABF2005	HEK/1/85a/7a, monoclonal	FACS, ICC	human		



ANTI-CCR1 (N-TERM) antibody produced in rabbit

Synonym(s): C-C CKR-1, C-C chemokine receptor type 1, CC-CKR-1, CCR-1, CCR1, CD_antigen=CD191, CMKBR1, CMKR1, HM145, LD78 receptor, MIP-1alpha-R, Macrophage inflammatory protein 1-alpha receptor, RANTES-R, SCYAR1

[All Photos](#) (2)



Product No.	Clonality	Application	Species Reactivity	Citations	SDS
SAB1303155	polyclonal	FACS, IHC, WB	human	1	



Anti-CCR2 Antibody, clone 5K5-3 ZooMAb[®] Rabbit Monoclonal


All

Photos (11)

Product No.	Clonality	Application	Species Reactivity	Citations	SDS
ZRB2027	5K5-3, recombinant monoclonal	FACS, IHC (p), WB, affinity binding assay	human, mouse	 	

All Photos (2) Anti-CCR2 Antibody, clone 8C3.1

Product No.	Clonality	Application	Species Reactivity	Citations	SDS
MABF299	8C3.1, monoclonal	FACS, WB	human		




Anti-CCR9 Antibody, clone 9B-1

All Photos (1)

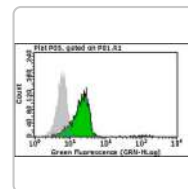
Product No.	Clonality	Application	Species Reactivity	Citations	SDS
MABF2814	9B-1, monoclonal	FACS, IHC, Neutral, inhibition assay	mouse		



Sigma-Aldrich
SAB4700606
 Monoclonal
 Anti-Kappa...




Sigma-Aldrich
C7492
 Monoclonal
 Anti-...



MABT18
 Anti-Delta
 Antibody,



Anti-CCR8 Antibody, clone C8Mab-2






[Photos \(1\)](#)


Product No.	Clonality	Application	Species Reactivity	Citations	SDS
MABF3124	C8Mab-2, monoclonal	FACS, ICC	mouse		



Anti-CCR4/CD194 Antibody, clone 1N13 ZooMAb[®] Rabbit Monoclonal

[All Photos \(7\)](#)

Product No.	Clonality	Application	Species Reactivity	Citations	SDS
ZRB2588	recombinant monoclonal	FACS, ICC, IHC, WB, affinity binding assay	human		  



Anti-CCRL2 (Mouse) Antibody, clone BZ2E3

[All Photos \(1\)](#)


Product No.	Clonality	Application	Species Reactivity	Citations	SDS
MABF1033	BZ2E3, monoclonal	FACS	mouse		



Anti-CCRL2 (Mouse) Antibody, clone BZ5B8

[All Photos \(2\)](#)


Product No.	Clonality	Application	Species Reactivity	Citations	SDS
MABF921	BZ5B8, monoclonal	FACS	mouse		



Anti-CD166 (ALCAM) Antibody, clone TAG-1A3

[All Photos \(1\)](#)

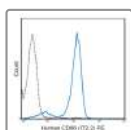
Product No.	Clonality	Application	Species Reactivity	Citations	SDS
MABN1785	TAG-1A3, monoclonal	FACS, ICC, IF, IP, WB	human	2	



Anti-CD80 (B7-1) Antibody (mouse), PE, clone 16-10A1

[All Photos](#) (1)


Product No.	Clonality	Application	Species Reactivity	Citations	SDS
MABF455	16-10A1, monoclonal	FACS, IF, IHC, IP	mouse		



Anti-CD86 (B7-2) Antibody (human), PE, clone IT2.2

[All Photos](#) (1)


Product No.	Clonality	Application	Species Reactivity	Citations	SDS
MABF459	IT2.2, monoclonal	FACS, IHC, IP	human		



Anti-CD86 (B7-2) Antibody (mouse), APC, clone GL-1

[All Photos](#) (1)

Product No.	Clonality	Application	Species Reactivity	Citations	SDS
MABF723	GL-1 (GL1), monoclonal	FACS, IF, IHC	mouse		



Anti-CD86 (B7-2) Antibody (mouse), FITC, clone GL-1

[All Photos](#) (2)


Product No.	Clonality	Application	Species Reactivity	Citations	SDS
MABF457	GL-1 (GL1), monoclonal	FACS, IF, IHC	mouse		
MABF724	GL-1 (GL1), monoclonal	FACS, IF, IHC	mouse		



Anti-CD86 (B7-2) Antibody (mouse), PE, clone GL-1

 [Photos \(2\)](#)

Product No.	Clonality	Application	Species Reactivity	Citations	SDS
MABF458	GL-1 (GL1), monoclonal	FACS, IF, IHC	mouse		
MABF726	GL-1 (GL1), monoclonal	FACS, IF, IHC	mouse		



Anti-CD115 (c-fms) Antibody (mouse), PE, clone AFS98

[All Photos \(2\)](#)

Product No.	Clonality	Application	Species Reactivity	Citations	SDS
MABF509	AFS98, monoclonal	FACS, WB	mouse		
MABF508	AFS98, monoclonal	FACS, WB	mouse		



Anti-CD117 (c-Kit) (mouse), PE-Cy7, clone ACK2 Antibody

[All Photos \(1\)](#)

Product No.	Clonality	Application	Species Reactivity	Citations	SDS
MABF149D	ACK2, monoclonal	FACS	mouse		



Anti-CD117 (c-kit) Antibody (mouse), APC, clone ACK2

[All Photos \(1\)](#)

Product No.	Clonality	Application	Species Reactivity	Citations	SDS
MABF360	ACK2, monoclonal	FACS, ICC, IHC, WB	mouse		




Anti-CD117 (c-kit) Antibody (mouse), PE, clone ACK2

[All Photos \(2\)](#)

Product No.	Clonality	Application	Species Reactivity	Citations	SDS
MABF361	ACK2,	FACS, ICC,	mouse		

Product No.	Clonality	Application	Species Reactivity	Citations	SDS
	monoclonal	IHC			
MABF511	ACK2, monoclonal	FACS, ICC, IHC	mouse		



Anti-CD117 (c-Kit) Antibody, clone 2C11

[All Photos](#) (3)

Product No.	Clonality	Application	Species Reactivity	Citations	SDS
MABF2053	2C11, monoclonal	FACS, WB	mouse, human		



Anti-CD318 (CD6L) Antibody, clone 3A11

[All Photos](#) (1)

Product No.	Clonality	Application	Species Reactivity	Citations	SDS
MABF2119	3A11, monoclonal	FACS, ICC, IHC, IP, WB	human		




ANTI-CD105 (CENTER E395) antibody produced in rabbit

Synonym(s): CD_antigen=CD105, END, ENG, Endoglin, Flags: Precursor

[All Photos](#) (1)


Product No.	Clonality	Application	Species Reactivity	Citations	SDS
SAB1306487	polyclonal	FACS, IHC, WB	human, mouse	2	



Anti-CD152 (CTLA-4) (mouse), PE-Cy7, clone UC10-4F10-11 Antibody

[All Photos](#) (1)


Product No.	Clonality	Application	Species Reactivity	Citations	SDS
MABF158C	UC10-4F10-11, monoclonal	FACS	mouse		



Anti-CD152 (CTLA-4) Antibody (mouse), APC, clone UC10-4F10-11

**All
Photos (2)**


Product No.	Clonality	Application	Species Reactivity	Citations	SDS
MABF389	UC10-4F10-11, monoclonal	FACS	mouse	1	
MABF545	UC10-4F10-11, monoclonal	FACS	mouse		



Anti-CD152 (CTLA-4) Antibody (mouse), PE, clone UC10-4F10-11

**All
Photos (1)**


Product No.	Clonality	Application	Species Reactivity	Citations	SDS
MABF390	UC10-4F10-11, monoclonal	FACS	mouse		



Anti-CD8 (human), FITC, clone SK1 Antibody

All Photos (1)


Product No.	Clonality	Application	Species Reactivity	Citations	SDS
MABF167A	SK1, monoclonal	FACS	human		



Anti-CD20 (human), PE, clone 2H7 Antibody

All Photos (1)


Product No.	Clonality	Application	Species Reactivity	Citations	SDS
MABF163C	2H7, monoclonal	FACS	human		



Anti-CD38 (human), PE, clone HIT2 Antibody

All Photos (1)


Product No.	Clonality	Application	Species Reactivity	Citations	SDS
MABF162C	HIT2, monoclonal	FACS	human		



Anti-CD2 (human), PE, clone RPA-2.10 Antibody

[All Photos](#) (1)


Product No.	Clonality	Application	Species Reactivity	Citations	SDS
MABF176D	RPA-2.10, monoclonal	FACS	human		



Anti-CD4 (human), PE, clone RPA-T4 Antibody

[All Photos](#) (1)


Product No.	Clonality	Application	Species Reactivity	Citations	SDS
MABF171E	RPA-T4, monoclonal	FACS	human		



Anti-CD19 (human), PE, clone SJ25C1 Antibody

[All Photos](#) (1)


Product No.	Clonality	Application	Species Reactivity	Citations	SDS
MABF165A	SJ25C1, monoclonal	FACS	human		



Anti-CD8 (human), PE, clone SK1 Antibody

[All Photos](#) (1)

Product No.	Clonality	Application	Species Reactivity	Citations	SDS
MABF167C	SK1, monoclonal	FACS	human		



Anti-CD3 (human), PE, clone SK7 Antibody

[All Photos](#) (1)

Product No.	Clonality	Application	Species Reactivity	Citations	SDS
MABF173C	SK7, monoclonal	FACS	human		

Product No.

Clonality

Application


Species Reactivity

Citations

SDS

All Photos (1) Anti-CD45 (human), PerCP-Cy5.5, clone HI30 Antibody

Product No.	Clonality	Application	Species Reactivity	Citations	SDS
MABF160A	HI30, monoclonal	FACS	human		




Anti-CD5 (human), PerCP, clone L17F12 Antibody

All Photos (1)

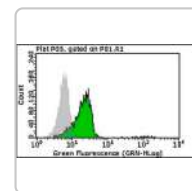
Product No.	Clonality	Application	Species Reactivity	Citations	SDS
MABF170D	L17F12, monoclonal	FACS	human		




Sigma-Aldrich
SAB4700606
 Monoclonal
 Anti-Kappa...



Sigma-Aldrich
C7492
 Monoclonal
 Anti-...



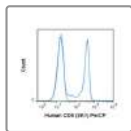
Sigma-Aldrich
MABT18
 Anti-Delta
 Antibody,



Anti-CD2 (human), PerCP, clone RPA-2.10 Antibody

All Photos (1)


Product No.	Clonality	Application	Species Reactivity	Citations	SDS
MABF176E	RPA-2.10, monoclonal	FACS	human		



Anti-CD8 (human), PerCP, clone SK1 Antibody

All Photos (1)


Product No.	Clonality	Application	Species Reactivity	Citations	SDS
MABF168C	SK1, monoclonal	FACS	human		



Anti-CD4 (human), PerCP, clone SK3 Antibody

All Photos (1)


Product No.	Clonality	Application	Species Reactivity	Citations	SDS
MABF172B	SK3, monoclonal	FACS	human		



Anti-CD3 (human), PerCP, clone SK7 Antibody

All Photos (1)


Product No.	Clonality	Application	Species Reactivity	Citations	SDS
MABF173E	SK7, monoclonal	FACS	human		



Anti-CD20 (human), redFluor[®] 710, clone 2H7 Antibody

All Photos (1)


Product No.	Clonality	Application	Species Reactivity	Citations	SDS
MABF164A	2H7, monoclonal	FACS	human		



Anti-CD45 (human), redFluor® 710, clone HI30 Antibody

[All Photos](#) (1)


Product No.	Clonality	Application	Species Reactivity	Citations	SDS
MABF161B	HI30, monoclonal	FACS	human		



Anti-CD3 (human), redFluor® 710, clone UCHT1 Antibody

[All Photos](#) (1)


Product No.	Clonality	Application	Species Reactivity	Citations	SDS
MABF175E	UCHT1, monoclonal	FACS	human		



Anti-CD20 (human), violetFluor® 450, clone 2H7 Antibody

[All Photos](#) (1)


Product No.	Clonality	Application	Species Reactivity	Citations	SDS
MABF163D	2H7, monoclonal	FACS	human		



Anti-CD45 (human), violetFluor® 450, clone HI30 Antibody

[All Photos](#) (1)


Product No.	Clonality	Application	Species Reactivity	Citations	SDS
MABF161A	HI30, monoclonal	FACS	human		



Anti-CD38 (human), violetFluor® 450, clone HIT2 Antibody

[All Photos](#) (1)

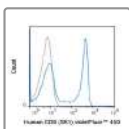
Product No.	Clonality	Application	Species Reactivity	Citations	SDS
MABF162D	HIT2, monoclonal	FACS	human		



Anti-CD4 (human), violetFluor[®] 450, clone RPA-T4 Antibody

All Photos (1)


Product No.	Clonality	Application	Species Reactivity	Citations	SDS
MABF172C	RPA-T4, monoclonal	FACS	human		



Anti-CD8 (human), violetFluor[®] 450, clone SK1 Antibody

All Photos (1)


Product No.	Clonality	Application	Species Reactivity	Citations	SDS
MABF169A	SK1, monoclonal	FACS	human		



Anti-CD3 (human), violetFluor[®] 450, clone SK7 Antibody

All Photos (1)


Product No.	Clonality	Application	Species Reactivity	Citations	SDS
MABF174A	SK7, monoclonal	FACS	human		



Anti-CD44 (human/mouse), redFluor[®] 710, clone IM7. Antibody

All Photos (1)


Product No.	Clonality	Application	Species Reactivity	Citations	SDS
MABF156B	IM7, monoclonal	FACS	mouse, human		



Anti-CD54 (ICAM-1) Antibody (human), APC, clone 15.2

All Photos (2)


Product No.	Clonality	Application	Species Reactivity	Citations	SDS
MABF712	15.2, monoclonal	FACS, IHC, WB	human		
MABF711	15.2, monoclonal	FACS, IHC, WB	human		



Anti-CD54 (ICAM-1) Antibody (human), PE, clone 15.2

[All Photos \(2\)](#)


Product No.	Clonality	Application	Species Reactivity	Citations	SDS
MABF714	15.2, monoclonal	FACS, IHC, WB	human		
MABF713	15.2, monoclonal	FACS, IHC, WB	human		



Anti-CD127 (IL-7Ra) (mouse), violetFluor[®] 450, clone A7R34 Antibody

[All Photos \(1\)](#)

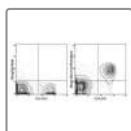
Product No.	Clonality	Application	Species Reactivity	Citations	SDS
MABF151A	A7R34, monoclonal	FACS	mouse		



Anti-CD127 (IL-7Ra) Antibody (mouse), APC, clone A7R34

[All Photos \(1\)](#)

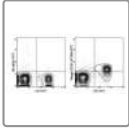
Product No.	Clonality	Application	Species Reactivity	Citations	SDS
MABF378	A7R34, monoclonal	FACS, IHC, IP	mouse		



Anti-CD127 (IL-7Ra) Antibody (mouse), Biotin, clone A7R34

[All Photos \(3\)](#)


Product No.	Clonality	Application	Species Reactivity	Citations	SDS
MABF537	A7R34, monoclonal	FACS, IHC, IP	mouse		
MABF379	A7R34, monoclonal	FACS, IHC, IP	mouse		
MABF536	A7R34, monoclonal	FACS, IHC, IP	mouse		



Anti-CD127 (IL-7Ra) Antibody (mouse), clone A7R34

[All Photos \(1\)](#)

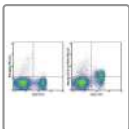
Product No.	Clonality	Application	Species Reactivity	Citations	SDS
MABF384	A7R34, monoclonal	FACS, IF, IHC, IP	mouse	1	



Anti-CD127 (IL-7Ra) Antibody (mouse), FITC, clone A7R34

[All Photos \(2\)](#)

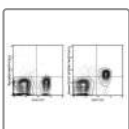
Product No.	Clonality	Application	Species Reactivity	Citations	SDS
MABF380	A7R34, monoclonal	FACS, IHC, IP	mouse		
MABF538	A7R34, monoclonal	FACS, IHC, IP	mouse		



Anti-CD127 (IL-7Ra) Antibody (mouse), PE-Cy7, clone A7R34

[All Photos \(2\)](#)

Product No.	Clonality	Application	Species Reactivity	Citations	SDS
MABF382	A7R34, monoclonal	FACS, IF, IHC, IP	mouse		
MABF540	A7R34, monoclonal	FACS, IF, IHC, IP	mouse		



Anti-CD127 (IL-7Ra) Antibody (mouse), PerCP-Cy5.5, clone A7R34

All Photos (2)



Product No.	Clonality	Application	Species Reactivity	Citations	SDS
MABF383	A7R34, monoclonal	FACS, IF, IHC, IP	mouse		
MABF541	A7R34, monoclonal	FACS, IF, IHC, IP	mouse		



Anti-CD25 (IL2-RA) Antibody, clone 1K6 ZooMAb® Rabbit Monoclonal

Synonym(s): IL-2 receptor subunit alpha, IL-2-RA, IL-2R su+C4bunit alpha, IL2-RA, Interleukin-2 receptor subunit alpha, TAC antigen, p55

All Photos (8)


Product No.	Clonality	Application	Species Reactivity	Citations	SDS
ZRB1412	recombinant monoclonal	FACS, IHC (p), WB	mouse, human	 	



Anti-CD63 (LAMP3) Antibody, clone ME491

All Photos (2)


Product No.	Clonality	Application	Species Reactivity	Citations	SDS
MABF2159	ME491, monoclonal	FACS, ICC, IHC, WB	human	1	



Anti-CD80 (mouse), APC, clone 16-10A1 Antibody

All Photos (1)


Product No.	Clonality	Application	Species Reactivity	Citations	SDS
MABF155C	16-10A1, monoclonal	FACS	mouse		



Anti-CD4 (Mouse), APC, clone RM4-5 Antibody

All Photos (1)

Product No.	Clonality	Application	Species Reactivity	Citations	SDS
MABF156C	RM4-5, monoclonal	FACS	mouse		



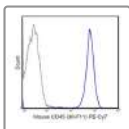
Anti-CD45 (Mouse), clone 30-F11 Antibody

All Photos (1)

Product No.	Clonality	Application	Species Reactivity	Citations	SDS
MABF1466	30-F11, monoclonal	FACS	mouse		

All Photos (1) Anti-CD4 (Mouse), FITC, clone RM4-5 Antibody

Product No.	Clonality	Application	Species Reactivity	Citations	SDS
MABF156D	RM4-5, monoclonal	FACS	mouse		




Anti-CD45 (Mouse), PE-Cy7, clone 30-F11 Antibody

All Photos (1)

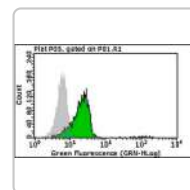
Product No.	Clonality	Application	Species Reactivity	Citations	SDS
MABF146C	30-F11, monoclonal	FACS	mouse		



Sigma-Aldrich
SAB4700606
Monoclonal
Anti-Kappa...



Sigma-Aldrich
C7492
Monoclonal
Anti-...

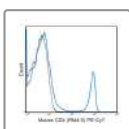


Sigma-Aldric
MABT18
Anti-Delta
Antibody,

[View Price and Availability](#)

[View Price and Availability](#)


[View Price and Availat](#)



Anti-CD4 (Mouse), PE-Cy7, clone RM4-5 Antibody

All Photos (1)


Product No.	Clonality	Application	Species Reactivity	Citations	SDS
MABF157A	RM4-5, monoclonal	FACS	mouse		



Anti-CD4 (Mouse), PE, clone RM4-5 Antibody

All Photos (1)


Product No.	Clonality	Application	Species Reactivity	Citations	SDS
MABF156E	RM4-5, monoclonal	FACS	mouse		



Anti-CD4 (Mouse), PerCP-Cy5.5, clone RM4-5 Antibody

All Photos (1)


Product No.	Clonality	Application	Species Reactivity	Citations	SDS
MABF157B	RM4-5, monoclonal	FACS	mouse		



Anti-CD4 (Mouse), redFluor[®] 710 Antibody, clone RM4-5

All Photos (1)


Product No.	Clonality	Application	Species Reactivity	Citations	SDS
MABF157D	RM4-5, monoclonal	FACS	mouse		



Anti-CD45 (Mouse), redFluor[®] 710, clone 30-F11 Antibody

All Photos (2)


Product No.	Clonality	Application	Species Reactivity	Citations	SDS
MABF1472	30-F11, monoclonal	FACS	mouse		
MABF1471	30-F11, monoclonal	FACS	mouse		



Anti-CD4 (mouse), redFluor[®] 710, clone GK1.5

All Photos (1)

Product No.	Clonality	Application	Species Reactivity	Citations	SDS
MABF157C	GK1.5, monoclonal	FACS	mouse		



Anti-CD161 (NK1.1) (mouse), FITC, clone PK136 Antibody

All Photos (1)



Product No.	Clonality	Application	Species Reactivity	Citations	SDS
MABF148E	PK136, monoclonal	FACS	mouse		




Anti-CD73 (NT5E) Antibody, clone 1F22 ZooMAb[®] Rabbit Monoclonal

Synonym(s): 5'-NT, 5'-Nucleotidase, EC:3.1.3.5, Ecto-5'-nucleotidase

All Photos (9)


Product No.	Clonality	Application	Species Reactivity	Citations	SDS
ZRB1035	1F22, recombinant monoclonal monoclonal	FACS, IHC (p), WB, affinity binding assay	mouse, rat, human	 	



Anti-CD279 (PD-1) Antibody (mouse), PE, clone J43.1

All Photos (2)


Product No.	Clonality	Application	Species Reactivity	Citations	SDS
MABF406	J43.1, monoclonal	FACS, IHC, IP	mouse		
MABF556	J43.1, monoclonal	FACS, IHC, IP	mouse		



Anti-CD274 (PD-L1) Antibody (mouse), PE, clone 10F-9G2

All Photos (1)

Product No.	Clonality	Application	Species Reactivity	Citations	SDS
MABF404	10F.9G2, monoclonal	FACS	mouse		



Anti-CD31 (PECAM-1) Antibody, clone MBC 78.1



[All Photos](#) (2)


Product No.	Clonality	Application	Species Reactivity	Citations	SDS
MABF2032M	MBC 78.1, monoclonal	FACS, ICC, IP	human		



Anti-CD133 (Prominin-1) Antibody, clone 2F8, ZooMAb[®] Rabbit Monoclonal

[All Photos](#) (9)

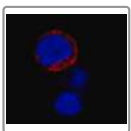
Product No.	Clonality	Application	Species Reactivity	Citations	SDS
ZRB1013	2F8, recombinant monoclonal monoclonal	FACS, IF, IHC (p), WB	human, rat	 	



Anti-CD8 alpha Antibody, clone 53-6.72

[All Photos](#) (1)

Product No.	Clonality	Application	Species Reactivity	Citations	SDS
MABF2079M	53-6.72, monoclonal	FACS	mouse		




Anti-CD173 and CD174 Antibody, clone BRIC 231

[All Photos](#) (1)

Product No.	Clonality	Application	Species Reactivity	Citations	SDS
MABS1927	BRIC 231, monoclonal	FACS, ICC	human		




Anti-CD27 Antibody (human), APC-Cy7, clone O323



[Photos \(1\)](#)

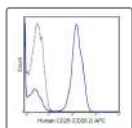
Product No.	Clonality	Application	Species Reactivity	Citations	SDS
MABF552	O323, monoclonal	FACS	human		



Anti-CD4 Antibody (human), APC-Cy7, clone RPA-T4

[All Photos \(2\)](#)


Product No.	Clonality	Application	Species Reactivity	Citations	SDS
MABF422	RPA-T4, monoclonal	FACS, IHC, IP	human		
MABF579	RPA-T4, monoclonal	FACS, IHC, IP	human		



Anti-CD28 Antibody (human), APC, clone CD28.2

[All Photos \(1\)](#)


Product No.	Clonality	Application	Species Reactivity	Citations	SDS
MABF557	CD28.2, monoclonal	FACS, IHC, IP	human		



Anti-CD27 Antibody (human), APC, clone O323

[All Photos \(1\)](#)

Product No.	Clonality	Application	Species Reactivity	Citations	SDS
MABF551	O323, monoclonal	FACS	human		

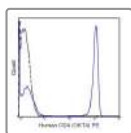


Anti-CD4 Antibody (human), APC, clone OKT4

[All Photos \(2\)](#)

Product No.	Clonality	Application	Species Reactivity	Citations	SDS
MABF572	OKT4, monoclonal	FACS, ICC, IF, IP, WB	human	1	


Product No.	Clonality	Application	Species Reactivity	Citations	SDS
MABF416	OKT4, monoclonal	FACS, ICC, IF, IP, WB	human		



Anti-CD4 Antibody (human), clone OKT4

[All Photos](#) (1)


Product No.	Clonality	Application	Species Reactivity	Citations	SDS
MABF419	OKT4, monoclonal	FACS, ICC, IF, IP, WB	human	1	



Anti-CD28 Antibody (human), FITC, clone CD28.2

[All Photos](#) (2)


Product No.	Clonality	Application	Species Reactivity	Citations	SDS
MABF560	CD28.2, monoclonal	FACS, IHC, IP	human		
MABF411	CD28.2, monoclonal	FACS, IHC, IP	human		



Anti-CD25 Antibody (human), PE-Cy7, clone BC96

[All Photos](#) (1)


Product No.	Clonality	Application	Species Reactivity	Citations	SDS
MABF547	BC96, monoclonal	FACS	human		



Anti-CD28 Antibody (human), PE-Cy7, clone CD28.2

[All Photos](#) (2)


Product No.	Clonality	Application	Species Reactivity	Citations	SDS
MABF559	CD28.2, monoclonal	FACS, IHC, IP	human		
MABF410	CD28.2, monoclonal	FACS, IHC, IP	human		



Anti-CD27 Antibody (human), PE-Cy7, clone O323

[All Photos \(2\)](#)


Product No.	Clonality	Application	Species Reactivity	Citations	SDS
MABF402	O323, monoclonal	FACS	human		
MABF554	O323, monoclonal	FACS	human		



Anti-CD4 Antibody (human), PE-Cy7, clone RPA-T4

[All Photos \(2\)](#)


Product No.	Clonality	Application	Species Reactivity	Citations	SDS
MABF421	RPA-T4, monoclonal	FACS, IHC, IP	human		
MABF578	RPA-T4, monoclonal	FACS, IHC, IP	human		



Anti-CD25 Antibody (human), PE, clone BC96

[All Photos \(1\)](#)

Product No.	Clonality	Application	Species Reactivity	Citations	SDS
MABF546	BC96, monoclonal	FACS	human		




Anti-CD28 Antibody (human), PE, clone CD28.2

[All Photos \(2\)](#)

Product No.	Clonality	Application	Species Reactivity	Citations	SDS
MABF558	CD28.2, monoclonal	FACS, IHC, IP	human		
MABF409	CD28.2, monoclonal	FACS, IHC, IP	human		



Anti-CD27 Antibody (human), PE, clone O323

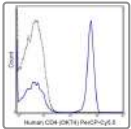


tos (2)

Product No.	Clonality	Application	Species Reactivity	Citations	SDS
MABF401	O323, monoclonal	FACS	human		
MABF553	O323, monoclonal	FACS	human		

All Photos (2) **Anti-CD4 Antibody (human), PE, clone OKT4**

Product No.	Clonality	Application	Species Reactivity	Citations	SDS
MABF573	OKT4, monoclonal	FACS	human	1	
MABF417	OKT4, monoclonal	FACS, IF, WB	human		




Anti-CD4 Antibody (human), PerCP-Cy5.5, clone OKT4

All Photos (2)

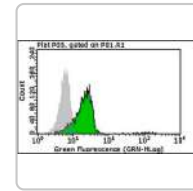
Product No.	Clonality	Application	Species Reactivity	Citations	SDS
MABF574	OKT4, monoclonal	FACS, ICC, IF, WB	human		
MABF418	OKT4, monoclonal	FACS, ICC, IHC, IP, WB	human		




Sigma-Aldrich
SAB4700606
 Monoclonal
 Anti-Kappa...



Sigma-Aldrich
C7492
 Monoclonal
 Anti-...




Sigma-Aldric
MABT18
 Anti-Delta
 Antibody,



Anti-CD44 Antibody (human/mouse), APC-Cy7, clone IM7

[All Photos \(2\)](#)


Product No.	Clonality	Application	Species Reactivity	Citations	SDS
MABF424	IM7, monoclonal	FACS, IHC, IP, WB	human, mouse		
MABF581	IM7, monoclonal	FACS, IHC, IP, WB	mouse, human		



Anti-CD44 Antibody (human/mouse), APC, clone IM7

[All Photos \(2\)](#)

Product No.	Clonality	Application	Species Reactivity	Citations	SDS
MABF423	IM7, monoclonal	FACS, IHC, IP, WB	human, mouse		
MABF580	IM7, monoclonal	FACS, IHC, IP, WB	mouse, human	1	




Anti-CD44 Antibody (human/mouse), PE-Cy5, clone IM7

[All Photos \(2\)](#)

Product No.	Clonality	Application	Species Reactivity	Citations	SDS
MABF425	IM7, monoclonal	FACS, IHC, IP, WB	mouse, human		

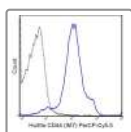
Product No.	Clonality	Application	Species Reactivity	Citations	SDS
MABF582	IM7, monoclonal	FACS, IHC, IP, WB	human, mouse	1	



Anti-CD44 Antibody (human/mouse), PE-Cy7, clone IM7

[All Photos \(1\)](#)


Product No.	Clonality	Application	Species Reactivity	Citations	SDS
MABF426	IM7, monoclonal	FACS, IHC, IP, WB	mouse, human		



Anti-CD44 Antibody (human/mouse), PerCP-Cy5.5, clone IM7

[All Photos \(2\)](#)

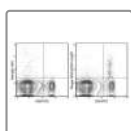
Product No.	Clonality	Application	Species Reactivity	Citations	SDS
MABF427	IM7, monoclonal	FACS, IHC, IP, WB	human, mouse		
MABF584	IM7, monoclonal	FACS, IHC, IP, WB	human, mouse		



Anti-CD4 Antibody (mouse), APC-Cy7, clone RM4-5

[All Photos \(2\)](#)

Product No.	Clonality	Application	Species Reactivity	Citations	SDS
MABF420	RM4-5, monoclonal	FACS, IF, IHC, IP	mouse		
MABF577	RM4-5, monoclonal	FACS, IF, IHC, IP	mouse		

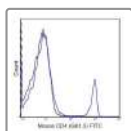


Anti-CD25 Antibody (mouse), APC, clone PC61.5

[All Photos \(2\)](#)

Product No.	Clonality	Application	Species Reactivity	Citations	SDS
MABF396	PC61.5, monoclonal	FACS, IHC, IP	mouse		

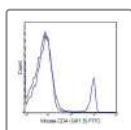
Product No.	Clonality	Application	Species Reactivity	Citations	SDS
MABF548	PC61.5, monoclonal	FACS, IHC, IP	mouse		



Anti-CD4 Antibody (mouse), clone GK1.5

[All Photos \(1\)](#)


Product No.	Clonality	Application	Species Reactivity	Citations	SDS
MABF415	GK1.5, monoclonal	FACS, IHC, IP	mouse	10	



Anti-CD4 Antibody (mouse), FITC, clone GK1.5

[All Photos \(2\)](#)

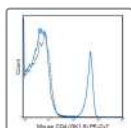
Product No.	Clonality	Application	Species Reactivity	Citations	SDS
MABF412	GK1.5, monoclonal	FACS, IHC, IP	mouse		
MABF569	GK1.5, monoclonal	FACS, IHC, IP	mouse		



Anti-CD4 Antibody (mouse), PE-Cy5, clone GK1.5

[All Photos \(1\)](#)

Product No.	Clonality	Application	Species Reactivity	Citations	SDS
MABF743	GK1.5, monoclonal	FACS, IHC, IP	mouse		



Anti-CD4 Antibody (mouse), PE-Cy7, clone GK1.5

[All Photos \(2\)](#)

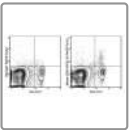
Product No.	Clonality	Application	Species Reactivity	Citations	SDS
MABF414	GK1.5, monoclonal	FACS, IHC, IP	mouse		
MABF571	GK1.5, monoclonal	FACS, IHC, IP	mouse		



Anti-CD25 Antibody (mouse), PE-Cy7, clone PC61.5

[All Photos](#) (2)

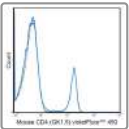
Product No.	Clonality	Application	Species Reactivity	Citations	SDS
MABF397	PC61.5, monoclonal	FACS, IHC, IP	mouse		
MABF549	PC61.5, monoclonal	FACS, IHC, IP	mouse		



Anti-CD25 Antibody (mouse), PerCP-Cy5.5, clone PC61.5

[All Photos](#) (1)


Product No.	Clonality	Application	Species Reactivity	Citations	SDS
MABF550	PC61.5, monoclonal	FACS, IHC, IP	mouse		



Anti-CD4 Antibody (mouse), violetFluor[®] 450, clone GK1.5

[All Photos](#) (1)

Product No.	Clonality	Application	Species Reactivity	Citations	SDS
MABF568	GK1.5, monoclonal	FACS, IHC, IP	mouse		



Anti-CD4 Antibody (mouse), violetFluor[®] 450, clone RM4-5

[All Photos](#) (1)

Product No.	Clonality	Application	Species Reactivity	Citations	SDS
MABF575	RM4-5, monoclonal	FACS, IF, IHC, IP	mouse		



Anti-CD137 antibody produced in goat

Synonym(s): Anti-4-1BB

[All Photos](#) (1)


Product No.	Clonality	Application	Species Reactivity	Citations	SDS
C0730	polyclonal	ELISA (c), FACS, ICC, WB	human	6	



Anti-CD27 antibody produced in goat

[All Photos](#) (1)


Product No.	Clonality	Application	Species Reactivity	Citations
C8974	polyclonal	FACS, Neutral, WB	human	1



Anti-CD97 antibody produced in mouse

[All Photos](#) (2)

Product No.	Clonality	Application	Species Reactivity	Citations	SDS
SAB1405594	polyclonal	FACS, WB	human		



Anti-CD19 Antibody, APC Conjugated, (human), clone SJ25C1

[All Photos](#) (1)

Product No.	Clonality	Application	Species Reactivity	Citations	SDS
MABF164B	SJ25C1, monoclonal	FACS	human		



Anti-CD99 Antibody, clone 0662

[All Photos](#) (1)

Product No.	Description	SDS
MABF927		



Anti-CD133 Antibody, clone 13A4

[All Photos](#) (1)


Product No.	Clonality	Application	Species Reactivity	Citations	SDS
MAB4310	13A4, monoclonal	FACS, IHC, IP, WB	mouse	20	



Anti-CD133 Antibody, clone 13A4, Alexa Fluor™ 488 conjugated

[All Photos](#) (1)


Product No.	Clonality	Application	Species Reactivity	Citations	SDS
MAB4310X	13A4, monoclonal	FACS	mouse	1	



Anti-CD28 Antibody, clone 15E8

[All Photos](#) (2)


Product No.	Clonality	Application	Species Reactivity	Citations	SDS
CBL517	15E8, monoclonal	FACS	human	3	



Anti-CD315 Antibody, clone 17H1

[All Photos](#) (3)

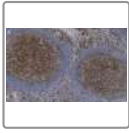
Product No.	Clonality	Application	Species Reactivity	Citations	SDS
MABT883	17H1, monoclonal	FACS, IHC	human		



Anti-CD48 Antibody, clone 1B4



[All Photos](#) (1)

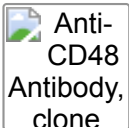
Product No.	Clonality	Application	Species Reactivity	Citations	SDS
MABC1759	1B4, monoclonal	FACS, inhibition assay	human		



Anti-CD14 Antibody, clone 1B4 ZooMAb[®] Rabbit Monoclonal

All Photos (12)


Product No.	Clonality	Application	Species Reactivity	Citations	SDS
ZRB1294	1B4, recombinant monoclonal	FACS, ICC, IHC (p), WB, affinity binding assay	human	 	



Anti-CD48 Antibody, clone 1B6W3, Rabbit Monoclonal



All Photos (2)

Product No.	Description
SAB5702400	





Anti-CD81 Antibody, clone 1C23 ZooMAb[®] Rabbit Monoclonal

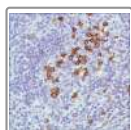
All Photos (9)

Product No.	Clonality	Application	Species Reactivity	Citations	SDS
ZRB1275	1C23, monoclonal recombinant monoclonal	FACS, IHC (p), WB, affinity binding assay	human	 	

**All
Photos** (14)

**Anti-CD20 Antibody, clone 1E10 ZooMAb[®] Rabbit
Monoclonal**

Product No.	Clonality	Application	Species Reactivity	Citations	SDS
ZRB1844	1E10, recombinant monoclonal	FACS, ICC, IHC (p), WB, affinity binding assay	human	 	




Anti-CD38 Antibody, clone 1G3, Rabbit Monoclonal

All Photos (1)

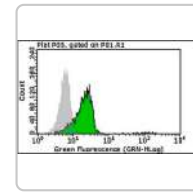
Product No.	Description
SAB5703045	



Sigma-Aldrich
SAB4700606
Monoclonal
Anti-Kappa...



Sigma-Aldrich
C7492
Monoclonal
Anti-...

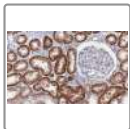


Sigma-Aldrich
MABT18
Anti-Delta
Antibody,

[View Price and Availability](#)



[View Price and Availability](#)

[View Price and Availat](#)



Anti-CD147 Antibody, clone 1J7 ZooMAb[®] Rabbit Monoclonal

All Photos (14)




Product No.	Clonality	Application	Species Reactivity	Citations	SDS
ZRB1634	1J7, recombinant monoclonal	FACS, ICC, IHC, WB	human	 	



Anti-CD43 Antibody, clone 106 ZooMAb[®] Rabbit Monoclonal

Synonym(s): Anti-MCT8/SLC16A2 Antibody, clone 119 ZooMAb[®] Rabbit Monoclonal

All Photos (10)

Product No.	Clonality	Application	Species Reactivity	Citations	SDS
ZRB2740	106, recombinant monoclonal	FACS, ICC, IHC, WB, affinity binding assay	mouse, rat, human	  	



Anti-CD59 Antibody, clone 2/24

All Photos (1)

Product No.	Clonality	Application	Species Reactivity	Citations	SDS
MAB1759	2/24, monoclonal	FACS, IF	human	1	



Anti-CD59 Antibody, clone 2/24, FITC conjugated



[All Photos](#) (1)

Product No.	Clonality	Application	Species Reactivity	Citations	SDS
MAB1759F	2/24, monoclonal	FACS, IF	human		



Anti-CD54 Antibody, clone 2C15 ZooMAb[®] Rabbit Monoclonal

[All Photos](#) (9)

Product No.	Clonality	Application	Species Reactivity	Citations	SDS
ZRB1296	2C15, recombinant monoclonal	FACS, IHC (p), WB, affinity binding assay	human		 



Anti-CD14 Antibody, clone 2D-15C



[All Photos](#) (1)

Product No.	Clonality	Application	Species Reactivity	Citations	SDS
MAB1219	2D-15C, monoclonal	FACS, IHC	human	5	




Anti-CD4 Antibody, clone 2G19 ZooMAb[®] Rabbit Monoclonal

[All Photos](#) (15)

Product No.	Clonality	Application	Species Reactivity	Citations	SDS
ZRB1759	2G19, monoclonal recombinant monoclonal	FACS, ICC, IHC (p), WB, affinity	human		 

Product No.	Clonality	Application	Species Reactivity	Citations	SDS
		binding assay			



Anti-CD38 Antibody, clone 2H3-2




[All Photos](#) (1)


Product No.	Clonality	Application	Species Reactivity	Citations	SDS
MABF238-I	2H3-2, monoclonal	FACS	human		



Anti-CD48 Antibody, clone 2I13 ZooMAb[®] Rabbit Monoclonal



[All Photos](#) (8)

Product No.	Clonality	Application	Species Reactivity	Citations	SDS
ZRB2712	recombinant monoclonal	FACS, ICC, IHC, WB, affinity binding assay	mouse	  	



Anti-CD9 Antibody, clone 2K2-k ZooMAb[®] Rabbit Monoclonal



[All Photos](#) (10)


Product No.	Clonality	Application	Species Reactivity	Citations	SDS
ZRB1903	2K2-k, recombinant monoclonal	ELISA, FACS, ICC, IHC, WB	human	 	



Anti-CD28 Antibody, clone 2N15 ZooMAb[®] Rabbit Monoclonal

[All Photos](#) (11)


Product No.	Clonality	Application	Species Reactivity	Citations	SDS
ZRB1298	2N15, recombinant monoclonal	FACS, ICC, IHC (p), WB	human	 	



Anti-CD6 Antibody, clone 34-3

[All Photos](#) (1)

Product No.	Clonality	Application	Species Reactivity	Citations	SDS
MABF2091	34-3, monoclonal	FACS	mouse		



Anti-CD28 Antibody, clone 37.51



[All Photos](#) (1)

Product No.	Clonality	Application	Species Reactivity	Citations	SDS
MABF2089	37.51, monoclonal	FACS, IP, WB	mouse		



Anti-CD19 Antibody, clone 3E7 ZooMAb[®] Rabbit Monoclonal



[All Photos](#) (14)

Product No.	Clonality	Application	Species Reactivity	Citations	SDS
ZRB1207	3E7, recombinant monoclonal	FACS, ICC, IHC (p), WB	human	 	

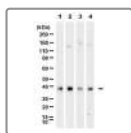


Anti-CD56 Antibody, clone 3F5 ZooMAb[®] Rabbit Monoclonal

[All Photos](#) (9)

Product No.	Clonality	Application	Species Reactivity	Citations	SDS
ZRB1116	3F5, recombinant	FACS, IHC (p),	human, rat	 	



Product No.	Clonality	Application	Species Reactivity	Citations	SDS
	monoclonal	WB, affinity binding assay			



Anti-CD24 Antibody, clone 3N22 ZooMAb[®] Rabbit Monoclonal

Synonym(s): Signal transducer CD24, Small cell lung carcinoma cluster 4 antigen

All Photos (6)



Product No.	Clonality	Application	Species Reactivity	Citations	SDS
ZRB1564	3N22, monoclonal recombinant monoclonal	FACS, WB, affinity binding assay	human	 	



Anti-CD31 Antibody, clone 4E20 , ZooMAb[®] Rabbit Monoclonal

Synonym(s): Platelet endothelial cell adhesion

All Photos (12)



Product No.	Clonality	Application	Species Reactivity	Citations	SDS
ZRB1216	4E20, recombinant monoclonal	FACS, ICC, IHC, WB	human	 	



Anti-CD34 Antibody, clone 5C15 , ZooMAb[®] Rabbit Monoclonal

Synonym(s): Hematopoietic progenitor cell antigen CD34

All Photos (14)


Product No.	Clonality	Application	Species Reactivity	Citations	SDS
ZRB1232	5C15, recombinant monoclonal	FACS, ICC, IHC (p), WB	rat, human	 	



Anti-CD39 Antibody, clone 5E12

All Photos (1)


Product No.	Clonality	Application	Species Reactivity	Citations
MABN645	5E12, monoclonal	FACS	mouse	1



Anti-CD39 Antibody, clone 5F2

All Photos (1)

Product No.	Clonality	Application	Species Reactivity	Citations	SDS
04-973	5F2, monoclonal	FACS, WB	mouse		



Anti-CD28 Antibody, clone 5G1C8, Rabbit Monoclonal



All Photos (2)


Product No.	Description
SAB5702245	



Anti-CD45 Antibody, clone 5L3, ZooMAb[®] Rabbit Monoclonal

All Photos (15)

Product No.	Clonality	Application	Species Reactivity	Citations	SDS
ZRB1180	5L3, recombinant monoclonal	FACS, ICC, IHC (p), WB	rat, human, mouse	1	 



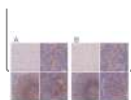
Anti-CD68 Antibody, clone 5S2F7, Rabbit Monoclonal

All Photos (3)

Product No.	Description
SAB5702269	




Anti-CD40 Antibody, clone 5V8X7, Rabbit Monoclonal



[All Photos](#) (1)

Product No. Description

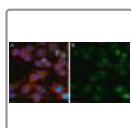
SAB5703048



Anti-CD96 Antibody, clone 6A6

[All Photos](#) (1)


Product No.	Clonality	Application	Species Reactivity	Citations	SDS
MABF2790	6A6, monoclonal	ELISA, FACS, blocking, inhibition assay	mouse		



Anti-CD25 Antibody, clone 7D4

[All Photos](#) (1)

Product No.	Clonality	Application	Species Reactivity	Citations	SDS
MABF2101	7D4, monoclonal	FACS, ICC, IHC (p), IP, RIA, inhibition assay	mouse		




Anti-CD70 Antibody, clone 7F4S5, Rabbit Monoclonal

[All Photos](#) (2)

Product No. Description

SAB5702242



Anti-CD46 Antibody, clone 8A9.1

[All Photos](#) (3)

Product No.	Clonality	Application	Species Reactivity	Citations	SDS
MABF293	8A9.1, monoclonal	FACS, ICC, WB	human		

All Photos (2) **Anti-CD73 Antibody, clone AA60-E3-3**

Product No.	Clonality	Application	Species Reactivity	Citations	SDS
MABD122	AA60-E3-3, monoclonal	FACS, ICC, IP, WB	human	5	




Anti-CD117 Antibody, clone ACK2

All Photos (1)

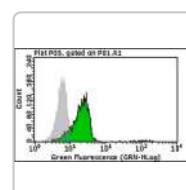
Product No.	Clonality	Application	Species Reactivity	Citations
CBL1360	ACK2, monoclonal	FACS, IHC, IP, WB	mouse	6



Sigma-Aldrich
SAB4700606
Monoclonal
Anti-Kappa...



Sigma-Aldrich
C7492
Monoclonal
Anti-...



Sigma-Aldric
MABT18
Anti-Delta
Antibody,

[View Price and Availability](#)

[View Price and Availability](#)

[View Price and Availat](#)



Anti-CD126 Antibody, clone B-R6

All Photos (1)


Product No.	Clonality	Application	Species Reactivity	Citations	SDS
CBL714	B-R6, monoclonal	ELISA, FACS, IHC, IP	human	1	



Anti-CD55 Antibody, clone BRIC 216

All Photos (1)


Product No.	Clonality	Application	Species Reactivity	Citations	SDS
CBL511	BRIC 216, monoclonal	FACS, IHC (p), IP, WB	human	3	



Anti-CD47 Antibody, clone C5/D5

All Photos (1)


Product No.	Clonality	Application	Species Reactivity	Citations	SDS
MABF959	C5/D5, monoclonal	FACS	human		



Anti-CD97 Antibody, clone CLB-CD97/1


All Photos (1)

Product No.	Clonality	Application	Species Reactivity	Citations	SDS
MABT1548	CLB?CD97/1, monoclonal	ELISA, FACS, IF, IHC, IP, inhibition assay	human		



Anti-CD35 Antibody, clone E11

All Photos (1)

Product No.	Clonality	Application	Species Reactivity	Citations	SDS
MABF3082	E11, monoclonal	DB, ELISA, FACS, ICC, IF, IHC, IP, RIA, WB,	human		

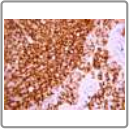
Product No.	Clonality	Application	Species Reactivity	Citations	SDS
		inhibition assay			



Anti-CD23 Antibody, clone EBVCS1

[All Photos](#) (1)

Product No.	Description	SDS
MABF2317		



Anti-CD45 Antibody, clone F10-89-4

[All Photos](#) (4)

Product No.	Clonality	Application	Species Reactivity	Citations	SDS
05-1410-M	F10-89-4, monoclonal	FACS, IF, IHC, IP, WB	mouse	3	



Anti-CD69 Antibody, clone FN61

[All Photos](#) (1)

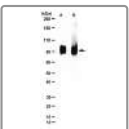
Product No.	Description	SDS
MABF2210		



Anti-CD44 Antibody, clone Hermes-1


[All Photos](#) (1)


Product No.	Clonality	Application	Species Reactivity	Citations	SDS
MABF2092	Hermes-1, monoclonal	FACS, IHC, IP	human		



Anti-CD44 Antibody, clone HERMES-3

[All Photos](#) (1)

Product No.	Clonality	Application	Species Reactivity	Citations	SDS
MABF3163	HERMES-3, monoclonal	ELISA, FACS, ICC, IF, IHC, IP, WB, inhibition assay	mouse, human		



Anti-CD45 Antibody, clone IBL-5/25

[All Photos](#) (2)

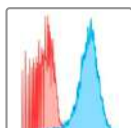
Product No.	Clonality	Application	Species Reactivity	Citations	SDS
05-1416	IBL-5/25, monoclonal	FACS, IHC	mouse	19	



Anti-CD109 Antibody, clone KU42.33C

[All Photos](#) (1)

Product No.	Description	SDS
MABS1928		



Anti-CD137 Antibody, clone LOB12.0

[All Photos](#) (1)

Product No.	Clonality	Application	Species Reactivity	Citations	SDS
MABF2812	LOB12.0, monoclonal	FACS, competitive inhibition ELISA, inhibition assay, surface plasmon resonance (SPR)	mouse		



Anti-CD37 Antibody, clone MB-1

[All Photos](#) (1)

Product No. Description


MABF913



Anti-CD9 Antibody, clone MM2/57

[All Photos](#) (1)


Product No.	Clonality	Application	Species Reactivity	Citations	SDS
CBL162	MM2/57, monoclonal	FACS, IHC, IP, WB	human, rabbit, mouse	33	



Anti-CD33 Antibody, clone P67.6

[All Photos](#) (1)

Product No.	Clonality	Application	Species Reactivity	Citations	SDS
MABF2163	P67.6, monoclonal	FACS, ICC, inhibition assay	human		



Anti-CD47 Antibody, clone PF3.1

[All Photos](#) (1)

Product No.	Clonality	Application	Species Reactivity	Citations	SDS
MABF958	PF3.1, monoclonal	FACS	human		



Anti-CD34 Antibody, clone QBEnd/10

[All Photos](#) (1)


Product No.	Clonality	Application	Species Reactivity	Citations	SDS
CBL496-I	QBEnd/10, monoclonal	EM, FACS, IF, IHC, WB	human, monkey		



Anti-CD63 Antibody, clone RFAC4

[All Photos](#) (1)

Product No.	Clonality	Application	Species Reactivity	Citations	SDS
CBL553	RFAC4, monoclonal	FACS, IHC (p), IP, WB	human	31	



Anti-CD27 Antibody, clone RM27-3E5

[All Photos](#) (1)

Product No.	Clonality	Application	Species Reactivity	Citations	SDS
04-1475-I	RM27-3E5, monoclonal	FACS, Neutral	mouse		



Anti-CD36 Antibody, clone SM-phi, FITC conjugated

[All Photos](#) (1)


Product No.	Clonality	Application	Species Reactivity	Citations	SDS
CBL168F	SM-phi, monoclonal	FACS, IHC	human	1	



Anti-CD24 Antibody, clone SN3

[All Photos](#) (1)


Product No.	Clonality	Application	Species Reactivity	Citations	SDS
CBL561	SN3, monoclonal	FACS, IHC, IP	human	3	



Anti-CD70 Antibody, clone TAN 1-7

[All Photos](#) (2)


Product No.	Clonality	Application	Species Reactivity	Citations	SDS
MABF112	TAN 1-7, monoclonal	FACS, WB	mouse	1	



Anti-CD46 Antibody, clone TRA-2-10

[All Photos](#) (1)

Product No.	Clonality	Application	Species Reactivity	Citations	SDS
MABF2182	TRA-2-10, monoclonal	FACS, IHC, IP, inhibition assay	human		



Anti-CD6 Antibody, clone UMCD6

[All Photos](#) (1)

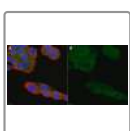
Product No.	Clonality	Application	Species Reactivity	Citations	SDS
MABF2105	UMCD6, monoclonal	DB, FACS, IP, inhibition assay	human		



Anti-CD9 Antibody, clone Z9.1

[All Photos](#) (3)

Product No.	Clonality	Application	Species Reactivity	Citations	SDS
MABT914	Z9.1, monoclonal	ELISA, FACS, IHC, WB	human		



Anti-CD36 Antibody, clone ZND36-6

[All Photos](#) (1)

Product No.	Clonality	Application	Species Reactivity	Citations	SDS
MABF3056	ZND36-6, monoclonal	FACS, ICC, inhibition assay	mouse		



Anti-CD54 Antibody, extracellular, clone 84H10

[All Photos](#) (1)


Product No.	Clonality	Application	Species Reactivity	Citations	SDS
MAB1379	84H10,	FACS, IHC,	human	4	

Product No.	Clonality	Application	Species Reactivity	Citations	SDS
	monoclonal	IP			

All Photos (3) Anti-CD28 antibody, Mouse monoclonal

Synonym(s): Monoclonal Anti-CD28

Product No.	Clonality	Application	Species Reactivity	Citations	SDS
C7831	CD28.2, monoclonal	FACS, ICC, IHC (f)	human, rhesus monkey	12	



Anti-CD4 antibody, Mouse monoclonal


Synonym(s): Anti-CD4 antibody, Mouse monoclonal

All Photos (3)

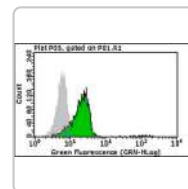
Product No.	Clonality	Application	Species Reactivity	Citations	SDS
C1805	Q4120, monoclonal	FACS	human	11	



Sigma-Aldrich
SAB4700606
Monoclonal
Anti-Kappa...



Sigma-Aldrich
C7492
Monoclonal
Anti-...



Sigma-Aldric
MABT18
Anti-Delta
Antibody,

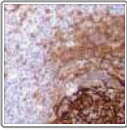


Anti-CD20 antibody, Rabbit monoclonal



[Photos](#) (3)

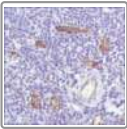
Product No.	Clonality	Application	Species Reactivity	Citations	SDS
SAB5500049	SP32, monoclonal	FACS, IHC	human (tested)	2	



Anti-CD21 antibody, Rabbit monoclonal

[All Photos](#) (3)

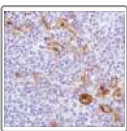
Product No.	Clonality	Application	Species Reactivity	Citations	SDS
SAB5500050	SP186, monoclonal	FACS, IHC	human (tested)		



Anti-CD31 antibody, Rabbit monoclonal

[All Photos](#) (2)

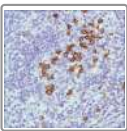
Product No.	Clonality	Application	Species Reactivity	Citations	SDS
SAB5500059	SP164, monoclonal	FACS, IHC	human (tested)	2	



Anti-CD15 antibody, Rabbit monoclonal

[All Photos](#) (2)

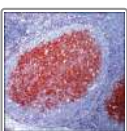
Product No.	Clonality	Application	Species Reactivity	Citations	SDS
SAB5500041	SP159, monoclonal	FACS, IHC	human (tested)		



Anti-CD38 antibody, Rabbit monoclonal

[All Photos](#) (2)

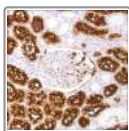
Product No.	Clonality	Application	Species Reactivity	Citations	SDS
SAB5500063	SP149, monoclonal	FACS, IHC	human (tested)	1	



Anti-CD23 antibody, Rabbit monoclonal

All Photos (3)

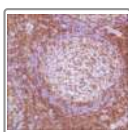
Product No.	Clonality	Application	Species Reactivity	Citations	SDS
SAB5500054	SP23, monoclonal	FACS, IHC	human (tested)		



Anti-CD13 antibody, Rabbit monoclonal

All Photos (2)

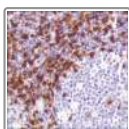
Product No.	Clonality	Application	Species Reactivity	Citations	SDS
SAB5500037	SP182, monoclonal	FACS, IHC	human (tested)		



Anti-CD4 antibody, Rabbit monoclonal

All Photos (2)


Product No.	Clonality	Application	Species Reactivity	Citations	SDS
SAB5500064	SP35, monoclonal	FACS, IHC	human (tested)	10	



Anti-CD3 antibody, Rabbit monoclonal

All Photos (6)

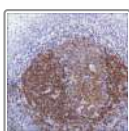
Product No.	Clonality	Application	Species Reactivity	Citations	SDS
SAB5500058	SP7, monoclonal	FACS, IHC	human (tested)	7	
SAB5500057	SP162, monoclonal	FACS, IHC	human (tested)	9	



Anti-CD19 antibody, Rabbit monoclonal

All Photos (2)

Product No.	Clonality	Application	Species Reactivity	Citations	SDS
SAB5500047	SP110, monoclonal	FACS, IHC	human (tested)	8	



Anti-CD22 antibody, Rabbit monoclonal

All Photos (2)

Product No.	Clonality	Application	Species Reactivity	Citations	SDS
SAB5500052	SP104, monoclonal	FACS, IHC	human (tested)		



Anti-CD122 Antibody/IL-2R beta, clone 5H4

All Photos (1)


Product No.	Description
MABF840	



Anti-CD34 Class I Antibody, clone B1-3C5

All Photos (1)


Product No.	Clonality	Application	Species Reactivity	Citations	SDS
MAB4211	B1-3C5, monoclonal	FACS, IF	human	4	



Anti-CD34 Class II Antibody, clone QBEND/10

All Photos (1)

Product No.	Clonality	Application	Species Reactivity	Citations
CBL496	QBEND/10, monoclonal	FACS, IHC (p), IP	monkey, human	9



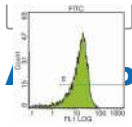
Anti-CD34 Class II Antibody, clone QBEND/10, FITC conjugated

All Photos (2)

Product No.	Clonality	Application	Species Reactivity	Citations	SDS
CBL496F	QBEND/10, monoclonal	FACS	monkey, human	2	

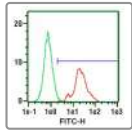


Anti-CD34 Class III Antibody, clone 581



[All Photos](#) (1)

Product No.	Clonality	Application	Species Reactivity	Citations	SDS
CBL555	581, monoclonal	FACS	human	3	

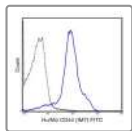


Anti-CD4-FITC antibody, Mouse monoclonal

Synonym(s): Monoclonal Anti-CD4

[All Photos](#) (1)

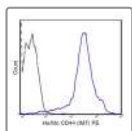
Product No.	Clonality	Application	Species Reactivity	Citations	SDS
F1773	Q4120, monoclonal	FACS	human	11	



Anti-CD44, (human/mouse), FITC, clone IM7 Antibody

[All Photos](#) (1)


Product No.	Clonality	Application	Species Reactivity	Citations	SDS
MABF155D	IM7, monoclonal	FACS	mouse, human		



Anti-CD44, (human/mouse), PE, clone IM7 Antibody

[All Photos](#) (1)

Product No.	Clonality	Application	Species Reactivity	Citations	SDS
MABF155E	IM7, monoclonal	FACS	human, mouse		



Anti-CD44, (human/mouse), violetFluor[®] 450, clone IM7 Antibody

[All Photos](#) (1)

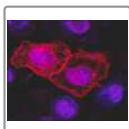
Product No.	Clonality	Application	Species Reactivity	Citations	SDS
MABF156A	IM7, monoclonal	FACS	mouse, human		



Anti-CD3, low endotoxin antibody, Mouse monoclonal



Product No.	Clonality	Application	Species Reactivity	Citations	SDS
SAB4700041	OKT3, monoclonal	FACS, IHC	human	9	

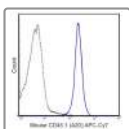


Anti-CD261, low endotoxin antibody, Mouse monoclonal

Synonym(s): Anti-DR4, Anti-TNFRSF10A, Anti-TRAIL-R1




Product No.	Clonality	Application	Species Reactivity	Citations	SDS
SAB4700541	DR-4-02, monoclonal	FACS, ICC, IP	human	2	



Anti-CD45.1 (mouse), APC-Cy7, clone A20 Antibody



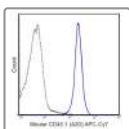
Product No.	Clonality	Application	Species Reactivity	Citations	SDS
MABF433	A20, monoclonal	FACS, IHC, IP	mouse		



Anti-CD45.1 (Mouse), violetFluor[®] 450, clone A20 Antibody




Product No.	Clonality	Application	Species Reactivity	Citations	SDS
MABF146E	A20, monoclonal	FACS	mouse		



Anti-CD45.1 Antibody (mouse), APC-Cy7, clone A20




Product No.	Clonality	Application	Species Reactivity	Citations	SDS
MABF590	A20, monoclonal	FACS, IHC, IP	mouse		



Anti-CD45.1 Antibody (mouse), APC, clone A20

All Photos (2)


Product No.	Clonality	Application	Species Reactivity	Citations	SDS
MABF428	A20, monoclonal	FACS, IHC, IP	mouse		
MABF585	A20, monoclonal	FACS, IHC, IP	mouse		



Anti-CD45.1 Antibody (mouse), clone A20

All Photos (1)

Product No.	Clonality	Application	Species Reactivity	Citations	SDS
MABF432	A20, monoclonal	FACS, IHC, IP	mouse		




Anti-CD45.1 Antibody (mouse), FITC, clone A20

All Photos (1)

Product No.	Clonality	Application	Species Reactivity	Citations	SDS
MABF587	A20, monoclonal	FACS, IHC, IP	mouse		

All Photos (1) Anti-CD45.1 Antibody (mouse), PE-Cy7, clone A20

Product No.	Clonality	Application	Species Reactivity	Citations	SDS
MABF591	A20, monoclonal	FACS, IHC, IP	mouse		




Anti-CD45.1 Antibody (mouse), PE, clone A20

All Photos (2)

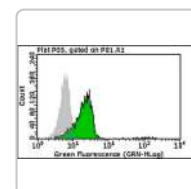
Product No.	Clonality	Application	Species Reactivity	Citations	SDS
MABF430	A20, monoclonal	FACS, IHC, IP	mouse		
MABF588	A20, monoclonal	FACS, IHC, IP	mouse		




Sigma-Aldrich
SAB4700606
 Monoclonal
 Anti-Kappa...



Sigma-Aldrich
C7492
 Monoclonal
 Anti-...




Sigma-Aldric
MABT18
 Anti-Delta
 Antibody,



Anti-CD45.1 Antibody (mouse), PerCP-Cy5.5, clone A20

[All Photos](#) (2)


Product No.	Clonality	Application	Species Reactivity	Citations	SDS
MABF431	A20, monoclonal	FACS, IHC, IP	mouse		
MABF589	A20, monoclonal	FACS, IHC, IP	mouse		



Anti-CD90.2 (mouse), FITC, clone 30-H12 Antibody

[All Photos](#) (1)

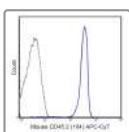
Product No.	Clonality	Application	Species Reactivity	Citations	SDS
MABF144D	30-H12, monoclonal	FACS	mouse		



Anti-CD90.2 (mouse), violetFluor[®] 450, clone 30-H12 Antibody

[All Photos](#) (1)


Product No.	Clonality	Application	Species Reactivity	Citations	SDS
MABF145A	30-H12, monoclonal	FACS	mouse		



Anti-CD45.2 Antibody (mouse), APC-Cy7, clone 104

[All Photos](#) (1)


Product No.	Clonality	Application	Species Reactivity	Citations	SDS
MABF436	104, monoclonal	FACS, ICC, IP	mouse		



Anti-CD45.2 Antibody (mouse), APC, clone 104

[All Photos](#) (1)


Product No.	Clonality	Application	Species Reactivity	Citations	SDS
MABF435	104, monoclonal	FACS, ICC, IP	mouse		



Anti-CD45.2 Antibody (mouse), clone 104

[All Photos \(1\)](#)

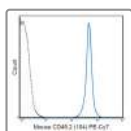
Product No.	Clonality	Application	Species Reactivity	Citations	SDS
MABF441	104, monoclonal	FACS, ICC, IP	mouse		



Anti-CD45.2 Antibody (mouse), FITC, clone 104

[All Photos \(1\)](#)

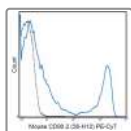
Product No.	Clonality	Application	Species Reactivity	Citations	SDS
MABF596	104, monoclonal	FACS, ICC, IF, IP	mouse		



Anti-CD45.2 Antibody (mouse), PE-Cy7, clone 104

[All Photos \(2\)](#)

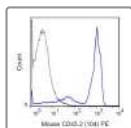
Product No.	Clonality	Application	Species Reactivity	Citations	SDS
MABF439	104, monoclonal	FACS, ICC, IP	mouse		
MABF599	104, monoclonal	FACS, ICC, IP	mouse		



Anti-CD90.2 Antibody (mouse), PE-Cy7, clone 30-H12

[All Photos \(2\)](#)

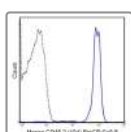
Product No.	Clonality	Application	Species Reactivity	Citations	SDS
MABF728	30-H12, monoclonal	FACS	mouse		
MABF460	30-H12, monoclonal	FACS	mouse		



Anti-CD45.2 Antibody (mouse), PE, clone 104

[All Photos \(2\)](#)


Product No.	Clonality	Application	Species Reactivity	Citations	SDS
MABF438	104, monoclonal	FACS, ICC, IF, IP	mouse		
MABF598	104, monoclonal	FACS, ICC, IF, IP	mouse		



Anti-CD45.2 Antibody (mouse), PerCP-Cy5.5, clone 104

[All Photos \(2\)](#)

Product No.	Clonality	Application	Species Reactivity	Citations	SDS
MABF440	104, monoclonal	FACS, ICC, IP	mouse		
MABF600	104, monoclonal	FACS, ICC, IP	mouse		



Anti-CD45.2 Antibody (mouse), violetFluor[®] 450, clone 104

[All Photos \(2\)](#)

Product No.	Clonality	Application	Species Reactivity	Citations	SDS
MABF593	104, monoclonal	FACS, ICC, IP	mouse		
MABF592	104, monoclonal	FACS, ICC, IP	mouse		



ANTI-CD45(C-TERMINAL) antibody produced in rabbit

Synonym(s): CD45, Leukocyte common antigen, PTPRC, Receptor-type tyrosine-protein phosphatase C, T200

[All Photos \(1\)](#)

Product No.	Clonality	Application	Species Reactivity	Citations	SDS
SAB1306481	polyclonal	FACS, IHC, WB	human	6	




ANTI-CD31(C-TERMINAL) antibody produced in rabbit

Synonym(s): EndoCAM, GPIIA', PECA1, PECAM1, Platelet endothelial cell adhesion molecule

[All](#)

[Photos \(1\)](#)

Product No.	Clonality	Application	Species Reactivity	Citations	SDS
SAB1306529	polyclonal	FACS, IHC, WB	human	2	



ANTI-CD71(C-TERMINAL) antibody produced in rabbit

Synonym(s): CD_antigen=CD71, T9, TFRC, Transferrin receptor protein 1, p90


[All Photos \(1\)](#)


Product No.	Clonality	Application	Species Reactivity	Citations	SDS
SAB1306490	polyclonal	FACS, IHC, WB	human		



Anti-CD368/CLEC4D Antibody, clone WEN42

[All Photos \(1\)](#)

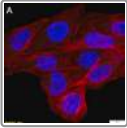
Product No.	Clonality	Application	Species Reactivity	Citations	SDS
MABS1931	WEN42, monoclonal	FACS, IHC, IP, WB	rat		



Anti-CD226/DNAM-1 Antibody, clone LeoA1 (Azide Free)



[All Photos \(3\)](#)

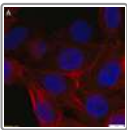
Product No.	Clonality	Application	Species Reactivity	Citations	SDS
MABT398	LeoA1, monoclonal	FACS, ICC, IP, WB, activity assay, inhibition assay	human	4	



Anti-CD226/DNAM-1 Antibody, clone LeoA1 ZooMAb[®] Mouse Monoclonal



All Photos (10)

Product No.	Clonality	Application	Species Reactivity	Citations	SDS
ZMS1153	LeoA1, recombinant monoclonal	ELISA, FACS, ICC	human	 	



Anti-CD226/DNAM-1 Antibody, clone NewE1 ZooMAb[®] Mouse Monoclonal



All Photos (11)


Product No.	Clonality	Application	Species Reactivity	Citations	SDS
ZMS1099	NewE1, recombinant monoclonal	FACS, ICC, WB	mouse, human	 	



Anti-CD16/FcRIII Antibody, clone 1N11 ZooMAb[®] Rabbit Monoclonal

All Photos (8)

Product No.	Clonality	Application	Species Reactivity	Citations	SDS
ZRB2269	1N11, recombinant monoclonal	FACS, ICC, IHC, WB, affinity binding assay	mouse	 	



Anti-CD349/Frizzled 9 Antibody, clone W3C4




All Photos (1)


Product No.	Clonality	Application	Species Reactivity	Citations	SDS
MABD86	W3C4-hMSC, monoclonal	FACS	human	1	



Anti-CD41/ITGA2B Antibody, clone 1F9 ZooMAb[®] Rabbit Monoclonal

[All Photos \(7\)](#)

Product No.	Clonality	Application	Species Reactivity	Citations	SDS
ZRB2777	recombinant monoclonal	FACS, ICC, IHC, WB, affinity binding assay	human	  	



Anti-CD271/p75NTR Antibody, clone G4B1

[All Photos \(1\)](#)

Product No.	Clonality	Application	Species Reactivity	Citations	SDS
MABC1823	G4B1, monoclonal	ELISA, FACS, ICC, IHC, WB	human		




Anti-CD274/PD-L1 antibody produced in goat

Synonym(s): Anti-B7-H, Anti-B7H1, Anti-PD-L1, Anti-PDCD1LG1

[All Photos \(2\)](#)


Product No.	Clonality	Application	Species Reactivity	Citations	SDS
SAB2500216	polyclonal	ELISA (i), FACS, IF, WB	human	4	



Anti-CD31/PECAM-1.2 Antibody, clone MBC 78.2

[All Photos \(3\)](#)

Product No.	Clonality	Application	Species Reactivity	Citations	SDS
MABF2034M	MBC 78.2, monoclonal	ELISA, FACS, ICC, IP, WB	human		



Anti-CD31/PECAM-1.3 Antibody, clone MBC 78.3

All Photos (3)

Product No.	Clonality	Application	Species Reactivity	Citations	SDS
MABF2033M	MBC 78.3, monoclonal	FACS, IHC, IP, WB	human, canine		



Anti-CD265/RANK Antibody, clone 8G1-24

All Photos (1)

Product No.	Description	SDS
MABS2074		



Anti-CD33/Siglec-3 Antibody, clone 1D10 ZooMAb[®] Rabbit Monoclonal

All Photos (7)

Product No.	Clonality	Application	Species Reactivity	Citations	SDS
ZRB2699	recombinant monoclonal	FACS, ICC, IHC, WB	human, rat, mouse		



All Photos (1) Anti-CD84/Slamf5 Antibody, clone 1D3

Product No.	Clonality	Application	Species Reactivity	Citations	SDS
MABF929	1D3, monoclonal	FACS	mouse		



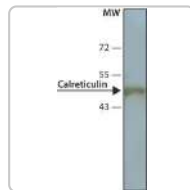
Anti-CD75/ST6GAL1 Antibody, clone HH2

All Photos (1)

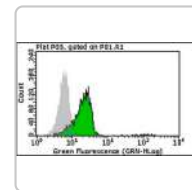
Product No.	Description	SDS
MABS1930		



Sigma-Aldrich
SAB4700606
 Monoclonal
 Anti-Kappa...



Sigma-Aldrich
C7492
 Monoclonal
 Anti-...




Sigma-Aldric
MABT18
 Anti-Delta
 Antibody,



All Photos (1)


Product No.	Description	SDS
MABF2340		



Anti-CD8a (human), FITC, clone RPA-T8 Antibody

All Photos (1)


Product No.	Clonality	Application	Species Reactivity	Citations	SDS
MABF167B	RPA-T8, monoclonal	FACS	human		



Anti-CD8a (human), PE, clone RPA-T8 Antibody

All Photos (1)


Product No.	Clonality	Application	Species Reactivity	Citations	SDS
MABF167D	RPA-T8, monoclonal	FACS	human		



Anti-CD8a (human), redFluor[®] 710, clone RPA-T8 Antibody

All Photos (1)

Product No.	Clonality	Application	Species Reactivity	Citations	SDS
MABF169C	RPA-T8, monoclonal	FACS	human		



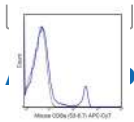
Anti-CD8a (human), violetFluor[®] 450, clone RPA-T8 Antibody

All Photos (1)

Product No.	Clonality	Application	Species Reactivity	Citations	SDS
MABF169B	RPA-T8, monoclonal	FACS	human		




Anti-CD8a (Mouse), APC-Cy7, clone 53-6.7 Antibody



[Photos \(1\)](#)


Product No.	Clonality	Application	Species Reactivity	Citations	SDS
MABF153D	53-6.7, monoclonal	FACS	mouse		



Anti-CD8a (Mouse), APC, clone 53-6.7 Antibody

[All Photos \(1\)](#)


Product No.	Clonality	Application	Species Reactivity	Citations	SDS
MABF153C	53-6.7, monoclonal	FACS	mouse		



Anti-CD8a (Mouse), clone 53-6.7, biotin conjugate Antibody

[All Photos \(1\)](#)


Product No.	Clonality	Application	Species Reactivity	Citations	SDS
MABF153E	53-6.7, monoclonal	FACS	mouse		



Anti-CD8a (Mouse), FITC, clone 53-6.7 Antibody

[All Photos \(1\)](#)

Product No.	Clonality	Application	Species Reactivity	Citations	SDS
MABF154A	53-6.7, monoclonal	FACS	mouse		



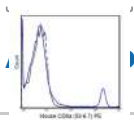
Anti-CD8a (Mouse), PE-Cy7, clone 53-6.7 Antibody

[All Photos \(1\)](#)

Product No.	Clonality	Application	Species Reactivity	Citations	SDS
MABF154C	53-6.7, monoclonal	FACS	mouse		




Anti-CD8a (Mouse), PE, clone 53-6.7 Antibody



[Photos \(1\)](#)


Product No.	Clonality	Application	Species Reactivity	Citations	SDS
MABF154B	53-6.7, monoclonal	FACS	mouse		



Anti-CD8a (Mouse), PerCP-Cy5.5, clone 53-6.7 Antibody

[All Photos \(1\)](#)


Product No.	Clonality	Application	Species Reactivity	Citations	SDS
MABF154D	53-6.7, monoclonal	FACS	mouse		



Anti-CD8a (Mouse), redFluor[®] 710, clone 53-6.7 Antibody

[All Photos \(1\)](#)

Product No.	Clonality	Application	Species Reactivity	Citations	SDS
MABF155B	53-6.7, monoclonal	FACS	mouse		



Anti-CD8a (Mouse), violetFluor[®] 450, clone 53-6.7 Antibody



[All Photos \(1\)](#)

Product No.	Clonality	Application	Species Reactivity	Citations	SDS
MABF155A	53-6.7, monoclonal	FACS	mouse		



Anti-CD16a Antibody, clone 1E6 ZooMAb[®] Rabbit Monoclonal

[All Photos \(8\)](#)




Product No.	Clonality	Application	Species Reactivity	Citations	SDS
ZRB2268	1E6, recombinant monoclonal	FACS, ICC, IHC, WB, affinity	human	 	

Product No.	Clonality	Application	Species Reactivity	Citations	SDS
		binding assay			



Anti-CD8a Antibody, clone 1J4 ZooMAb[®] Rabbit Monoclonal

[All Photos \(7\)](#)




Product No.	Clonality	Application	Species Reactivity	Citations	SDS
ZRB3084	recombinant monoclonal	FACS, ICC, IHC, WB	human	  	



Anti-CD11a Antibody, clone 2J15 ZooMAb[®] Rabbit Monoclonal

Synonym(s): Anti-FLT4 Antibody, clone 2F4 ZooMAb[®] Rabbit Monoclonal

[All Photos \(8\)](#)


Product No.	Clonality	Application	Species Reactivity	Citations	SDS
ZRB2789	2J15, recombinant monoclonal	FACS, ICC, IHC, WB, affinity binding assay	human	  	



Anti-CD140a Antibody, clone APA5

[All Photos \(1\)](#)

Product No.	Clonality	Application	Species Reactivity	Citations	SDS
CBL1366	APA5, monoclonal	ELISA, FACS, IHC, WB	mouse	13	




Anti-CD11a Antibody, clone BU17

[All Photos \(1\)](#)

Product No.	Clonality	Application	Species Reactivity	Citations	SDS
MABF2003	BU17, monoclonal	FACS	human		

Product No.	Clonality	Application	Species Reactivity	Citations	SDS
-------------	-----------	-------------	--------------------	-----------	-----



Anti-CD8a Antibody, clone YTS 169.4

[All Photos](#) (1)

Product No.	Clonality	Application	Species Reactivity	Citations	SDS
MABF1983M	YTS 169.4, monoclonal	FACS, IHC, immunodepletion	mouse		



Anti-CD42a Antibody, platelet Ib-IX, clone FMC-25

[All Photos](#) (1)

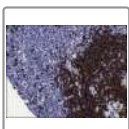
Product No.	Clonality	Application	Species Reactivity	Citations	SDS
MAB1202	FMC-25, monoclonal	FACS, ICC, IHC	human	1	



Anti-CD16A antibody, Rabbit monoclonal

[All Photos](#) (5)

Product No.	Clonality	Application	Species Reactivity	Citations	SDS
SAB5500045	SP175, monoclonal	FACS, IHC	human (tested)		
SAB5500046	SP189, monoclonal	FACS, IHC	human (tested)		



Anti-CD79A antibody, Rabbit monoclonal

[All Photos](#) (2)


Product No.	Clonality	Application	Species Reactivity	Citations	SDS
SAB5500072	SP18, monoclonal	FACS, IHC	human (tested)		



Anti-Cd8a low endotoxin antibody, Rat monoclonal

[All Photos](#) (1)


Product No.	Clonality	Application	Species Reactivity	Citations	SDS
SAB4700563	53-6.7, monoclonal	FACS, ICC, IHC, IP	mouse	7	



Anti-CD167a/DDR1 Antibody, clone 5D5

[All Photos \(2\)](#)

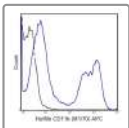
Product No.	Clonality	Application	Species Reactivity	Citations	SDS
MABT333	5D5, monoclonal	FACS, ICC	human	2	



Anti-CD11b Antibody (human/mouse), APC-Cy7, clone M1/70

[All Photos \(2\)](#)


Product No.	Clonality	Application	Species Reactivity	Citations	SDS
MABF362	M1/70, monoclonal	FACS, IF, IHC, IP	human, mouse		
MABF512	M1/70, monoclonal	FACS, IF, IHC, IP	mouse, human	2	



Anti-CD11b Antibody (human/mouse), APC, clone M1/70

[All Photos \(2\)](#)

Product No.	Clonality	Application	Species Reactivity	Citations	SDS
MABF366	M1/70, monoclonal	FACS, IF, IHC, IP	mouse, human	3	
MABF520	M1/70, monoclonal	FACS, IF, IHC, IP	mouse, human	4	



Anti-CD11b Antibody (human/mouse), Biotin, clone M1/70


[All Photos \(3\)](#)

Product No.	Clonality	Application	Species Reactivity	Citations	SDS
MABF363	M1/70, monoclonal	FACS, IF, IHC, IP	human, mouse		

Product No.	Clonality	Application	Species Reactivity	Citations	SDS
MABF514	M1/70, monoclonal	FACS, IF, IHC, IP	mouse, human		
MABF513	M1/70, monoclonal	FACS, IF, IHC, IP	mouse, human	1	

All Photos (1) Anti-CD11b Antibody (human/mouse), PE-Cy5, clone M1/70

Product No.	Clonality	Application	Species Reactivity	Citations	SDS
MABF515	M1/70, monoclonal	FACS, IF, IHC, IP	mouse, human	1	



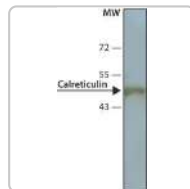
Anti-CD11b Antibody (human/mouse), PE-Cy7, clone M1/70

All Photos (1)

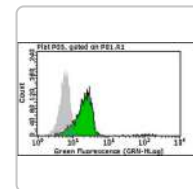
Product No.	Clonality	Application	Species Reactivity	Citations	SDS
MABF365	M1/70, monoclonal	FACS, IF, IHC, IP	human, mouse		



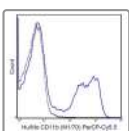
Sigma-Aldrich
SAB4700606
 Monoclonal
 Anti-Kappa...



Sigma-Aldrich
C7492
 Monoclonal
 Anti-...




Sigma-Aldrich
MABT18
 Anti-Delta
 Antibody,



Anti-CD11b Antibody (human/mouse), PerCP-Cy5.5, clone M1/70

All
Photos (2)

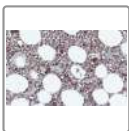
Product No.	Clonality	Application	Species Reactivity	Citations	SDS
MABF359	M1/70, monoclonal	FACS, IF, IHC, IP	human, mouse		
MABF517	M1/70, monoclonal	FACS, IF, IHC, IP	mouse, human		



**Anti-CD11b Antibody (human/mouse), violetFluor[®] 450,
clone M1/70**



All
Photos (1)


Product No.	Clonality	Application	Species Reactivity	Citations	SDS
MABF519	M1/70, monoclonal	FACS, IF, IHC, IP	mouse, human		



**Anti-CD11b Antibody, clone 2K14 ZooMAb[®] Rabbit
Monoclonal**

All
Photos (11)

Product No.	Clonality	Application	Species Reactivity	Citations	SDS
ZRB2485	2K14, recombinant monoclonal	FACS, ICC, IHC, WB	human	 	



Anti-CD1b Antibody, clone BCD1b3.1

All Photos (1)


Product No.	Clonality	Application	Species Reactivity	Citations	SDS
MABF2031M	BCD1b3.1, monoclonal	FACS, IHC, Neutral, inhibition assay	guinea pig, human		



Anti-CD42B antibody, Rabbit monoclonal

[All Photos](#) (2)


Product No.	Clonality	Application	Species Reactivity	Citations	SDS
SAB5500066	SP219, monoclonal	FACS, IHC	human (tested)		



Anti-CD11b, (human/mouse), FITC, clone M1/70 Antibody

[All Photos](#) (1)


Product No.	Clonality	Application	Species Reactivity	Citations	SDS
MABF80A	M1/70, monoclonal	FACS	human, mouse		



Anti-CD11b, (human/mouse), redFluor[®] 710, clone M1/70 Antibody

[All Photos](#) (1)

Product No.	Clonality	Application	Species Reactivity	Citations	SDS
MABF80B	M1/70, monoclonal	FACS	mouse, human		




ANTI-CD11B(N-TERMINAL) antibody produced in rabbit

Synonym(s): CD11 antigen-like family member B, CD11B, CR3A, ITGAM, Integrin alpha-M

[All Photos](#) (1)

Product No.	Clonality	Application	Species Reactivity	Citations	SDS
SAB1305652	polyclonal	FACS, IHC, WB	human	4	




Anti-CD11b/CD18 Antibody, clone mAb107

[All Photos](#) (1)

Product No.	Clonality	Application	Species Reactivity	Citations	SDS
MABF2085	mAb107, monoclonal	DB, FACS, IHC, inhibition	nonhuman primates, human		


Product No.	Clonality	Application	Species Reactivity	Citations	SDS
		assay			



Anti-CD11c (human), redFluor[®] 710, clone 3.9 Antibody

[All Photos](#) (1)


Product No.	Clonality	Application	Species Reactivity	Citations	SDS
MABF161D	3.9, monoclonal	FACS	human		



Anti-CD11c (human), violetFluor[®] 450, clone 3.9 Antibody

[All Photos](#) (1)


Product No.	Clonality	Application	Species Reactivity	Citations	SDS
MABF161C	3.9, monoclonal	FACS	human		



Anti-CD11c (Mouse), redFluor[®] 710, clone N418 Antibody

[All Photos](#) (1)


Product No.	Clonality	Application	Species Reactivity	Citations	SDS
MABF150A	N418, monoclonal	FACS	mouse		



Anti-CD11c Antibody (human), APC, clone 3.9

[All Photos](#) (1)

Product No.	Clonality	Application	Species Reactivity	Citations	SDS
MABF521	3.9, monoclonal	FACS, IF, IP	human		




Anti-CD11c Antibody (human), clone 3.9

[All Photos](#) (1)

Product No.	Clonality	Application	Species Reactivity	Citations	SDS
MABF370	3.9, monoclonal	FACS, IF, IP	human		


Product No.	Clonality	Application	Species Reactivity	Citations	SDS
-------------	-----------	-------------	--------------------	-----------	-----



Anti-CD11c Antibody (human), PE-Cy7, clone 3.9

[All Photos \(2\)](#)

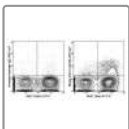
Product No.	Clonality	Application	Species Reactivity	Citations	SDS
MABF369	3.9, monoclonal	FACS, IF, IP	human		
MABF523	3.9, monoclonal	FACS, IF, IP	human		



Anti-CD11c Antibody (human), PE, clone 3.9

[All Photos \(1\)](#)

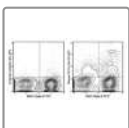
Product No.	Clonality	Application	Species Reactivity	Citations	SDS
MABF522	3.9, monoclonal	FACS, IF, IP	human		



Anti-CD11c Antibody (mouse), APC-Cy7, clone N418

[All Photos \(1\)](#)


Product No.	Clonality	Application	Species Reactivity	Citations	SDS
MABF527	N418, monoclonal	FACS, IF, IHC, IP	mouse		



Anti-CD11c Antibody (mouse), APC, clone N418

[All Photos \(2\)](#)


Product No.	Clonality	Application	Species Reactivity	Citations	SDS
MABF371	N418, monoclonal	FACS, IF, IHC, IP	mouse		
MABF526	N418, monoclonal	FACS, IF, IHC, IP	mouse		



Anti-CD11c Antibody (mouse), Biotin, clone N418

All Photos (2)


Product No.	Clonality	Application	Species Reactivity	Citations	SDS
MABF373	N418, monoclonal	FACS, IF, IHC, IP	mouse		
MABF528	N418, monoclonal	FACS, IF, IHC, IP	mouse	1	



Anti-CD11c Antibody (mouse), FITC, clone N418

All Photos (2)


Product No.	Clonality	Application	Species Reactivity	Citations	SDS
MABF374	N418, monoclonal	FACS, IF, IHC, IP	mouse	2	
MABF530	N418, monoclonal	FACS, IF, IHC, IP	mouse		



Anti-CD11c Antibody (mouse), PE-Cy7, clone N418

All Photos (1)

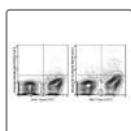
Product No.	Clonality	Application	Species Reactivity	Citations	SDS
MABF376	N418, monoclonal	FACS, IF, IHC, IP	mouse		



Anti-CD11c Antibody (mouse), PE, clone N418

All Photos (2)

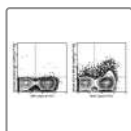
Product No.	Clonality	Application	Species Reactivity	Citations	SDS
MABF375	N418, monoclonal	FACS, IF, IHC, IP	mouse		
MABF532	N418, monoclonal	FACS, IF, IHC, IP	mouse		



Anti-CD11c Antibody (mouse), PerCP-Cy5.5, clone N418

All Photos (2)

Product No.	Clonality	Application	Species Reactivity	Citations	SDS
MABF377	N418, monoclonal	FACS, IF, IHC, IP	mouse		
MABF534	N418, monoclonal	FACS, IF, IHC, IP	mouse		



Anti-CD11c Antibody (mouse), violetFluor[®] 450, clone N418



All Photos (2)


Product No.	Clonality	Application	Species Reactivity	Citations	SDS
MABF525	N418, monoclonal	FACS, IF, IHC, IP	mouse		
MABF524	N418, monoclonal	FACS, IF, IHC, IP	mouse		



Anti-CD11c Antibody, clone 1D6 ZooMAb[®] Rabbit Monoclonal

All Photos (11)


Product No.	Clonality	Application	Species Reactivity	Citations	SDS
ZRB1287	1D6, recombinant monoclonal	FACS, ICC, IHC (p), WB	human	 	



Anti-CDCP1 (CD318) Antibody, clone 8A2

All Photos (2)

Product No.	Clonality	Application	Species Reactivity	Citations	SDS
MABT859M	8A2, monoclonal	FACS	human		



Anti-CDCP1 (CD318) Antibody, clone 9A2



All Photos (2)

Product No.	Clonality	Application	Species Reactivity	Citations	SDS
MABT861M	9A2, monoclonal	FACS	mouse, human		




Anti-CD3d Antibody, clone 1H2 ZooMAb[®] Rabbit Monoclonal

All Photos (15)

Product No.	Clonality	Application	Species Reactivity	Citations	SDS
ZRB1295	1H2, recombinant monoclonal	FACS, ICC, IHC (p), WB, affinity binding assay	human	 	

All Photos (1) Anti-CD1d Antibody, clone CD1d42

Product No.	Clonality	Application	Species Reactivity	Citations	SDS
MABF3243	CD1d42, monoclonal	FACS, inhibition assay	human		




Anti-CD1d Antibody, clone WTH-1

All Photos (1)

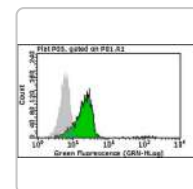
Product No.	Clonality	Application	Species Reactivity	Citations	SDS
MABC959	WTH-1, monoclonal	FACS, IHC, IP, WB, activity assay	mouse, rat	1	



Sigma-Aldrich
SAB4700606
 Monoclonal
 Anti-Kappa...




Sigma-Aldrich
C7492
 Monoclonal
 Anti-...




Sigma-Aldric
MABT18
 Anti-Delta
 Antibody,



Anti-CD1d Antibody, clone WTH-2




Product No.	Clonality	Application	Species Reactivity	Citations	SDS
MABC960	WTH-2, monoclonal	FACS, IP, WB, activity assay	rat, mouse	1	



Anti-CD3e (Mouse), clone 145-2C11, biotin conjugate Antibody




Product No.	Clonality	Application	Species Reactivity	Citations	SDS
MABF157E	145-2C11, monoclonal	FACS	mouse		



Anti-CD3e (Mouse), PE-Cy7, clone 145-2C11 Antibody



Product No.	Clonality	Application	Species Reactivity	Citations	SDS
MABF158A	145-2C11, monoclonal	FACS	mouse		



Anti-CD3e (Mouse), PerCP-Cy5.5, clone 145-2C11 Antibody



Product No.	Clonality	Application	Species Reactivity	Citations	SDS
MABF158B	145-2C11, monoclonal	FACS	mouse		




Anti-CD3e Antibody, clone 1H4, ZooMAb[®] Rabbit Monoclonal



Product No.	Clonality	Application	Species Reactivity	Citations	SDS
ZRB1011	1H4, recombinant	FACS, ICC, IF,	human		



Product No.	Clonality	Application	Species Reactivity	Citations	SDS
	monoclonal monoclonal	IHC (p), WB			



Anti-CD3e Antibody, clone UCHT1

[All Photos \(1\)](#)


Product No.	Clonality	Application	Species Reactivity	Citations	SDS
CBL150-I	UCHT1, monoclonal	ELISA, FACS, ICC, IHC, IP	human		



Anti-CD62E [ELAM-1] Antibody, clone 1.2B6

[All Photos \(1\)](#)

Product No.	Clonality	Application	Species Reactivity	Citations	SDS
CBL180-I	1.2B6, monoclonal	ELISA, FACS, IHC, WB, activity assay	human		




ANTI-CD49E(C-TERMINAL) antibody produced in rabbit

Synonym(s): CD49 antigen-like family member E, FNRA, Fibronectin receptor subunit alpha, ITGA5, Integrin alpha-5

[All Photos \(1\)](#)

Product No.	Clonality	Application	Species Reactivity	Citations	SDS
SAB1306132	polyclonal	FACS, WB	mouse, human		



Anti-CD3E+CD3G Antibody, clone 4F5G4, Rabbit Monoclonal

[All Photos \(3\)](#)

Product No.	Description
SAB5702237	



Anti-CD49f Antibody, clone 4F10



Photos (1)

Product No.	Clonality	Application	Species Reactivity	Citations	SDS
CBL458	4F10, monoclonal	FACS, IHC, IP	human	3	



Anti-CD49f Antibody, clone 4F10, Phycoerythrin conjugated

All
Photos (1)

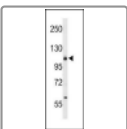
Product No.	Clonality	Application	Species Reactivity	Citations	SDS
CBL458P	4F10, monoclonal	FACS	human	4	



Anti-CD49f Antibody, FITC conjugated, clone 4F10, FITC conjugated

All
Photos (1)

Product No.	Clonality	Application	Species Reactivity	Citations	SDS
CBL458F	4F10, monoclonal	FACS, IHC, IP	human	3	




ANTI-CD49F(C-TERMINAL) antibody produced in rabbit

Synonym(s): CD49 antigen-like family member F, CD_antigen=CD49f, ITGA6, Integrin alpha-6, VLA-6

All
Photos (1)


Product No.	Clonality	Application	Species Reactivity	Citations	SDS
SAB1306543	polyclonal	FACS, IHC, WB	human		



Anti-CD62L (L-Selectin) (mouse), redFluor[®] 710, clone MEL-14 Antibody

All
Photos (2)


Product No.	Clonality	Application	Species Reactivity	Citations	SDS
MABF1461	MEL-14, monoclonal	FACS	mouse		
MABF1460	MEL-14, monoclonal	FACS	mouse		



Anti-CD62L (L-Selectin) Antibody (mouse), APC, clone MEL-14

**All
Photos** (2)


Product No.	Clonality	Application	Species Reactivity	Citations	SDS
MABF450	MEL-14, monoclonal	FACS, IHC, IP	mouse		
MABF715	MEL-14, monoclonal	FACS, IHC, IP	mouse		



Anti-CD62L (L-Selectin) Antibody (mouse), FITC, clone MEL-14

**All
Photos** (2)

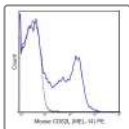
Product No.	Clonality	Application	Species Reactivity	Citations	SDS
MABF719	MEL-14, monoclonal	FACS, IHC, IP	mouse		
MABF718	MEL-14, monoclonal	FACS, IHC, IP	mouse		



Anti-CD62L (L-Selectin) Antibody (mouse), PE-Cy7, clone MEL-14

**All
Photos** (2)


Product No.	Clonality	Application	Species Reactivity	Citations	SDS
MABF452	MEL-14, monoclonal	FACS, IHC, IP	mouse		
MABF717	MEL-14, monoclonal	FACS, IHC, IP	mouse		



Anti-CD62L (L-Selectin) Antibody (mouse), PE, clone MEL-14

All
Photos (2)


Product No.	Clonality	Application	Species Reactivity	Citations	SDS
MABF451	MEL-14, monoclonal	FACS, IHC, IP	mouse		
MABF716	MEL-14, monoclonal	FACS, IHC, IP	mouse		



Anti-CD45R (B220) (human/mouse), PerCP-Cy5.5, clone RA3-6B2 Antibody

All
Photos (1)


Product No.	Clonality	Application	Species Reactivity	Citations	SDS
MABF446	RA3-6B2, monoclonal	FACS	mouse, human		



Anti-CD45R (B220) (human/mouse), redFluor[®] 710, clone RA3-6B2 Antibody

All
Photos (1)


Product No.	Clonality	Application	Species Reactivity	Citations	SDS
MABF147B	RA3-6B2, monoclonal	FACS	mouse, human		



Anti-CD45R (B220) Antibody (human/mouse), Biotin, clone RA3-6B2

All
Photos (2)

Product No.	Clonality	Application	Species Reactivity	Citations	SDS
MABF442	RA3-6B2, monoclonal	FACS	mouse, human		
MABF601	RA3-6B2, monoclonal	FACS	mouse, human		

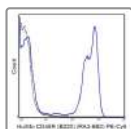


Anti-CD45R (B220) Antibody (human/mouse), FITC, clone RA3-6B2

All

Photos (1)

Product No.	Clonality	Application	Species Reactivity	Citations	SDS
MABF608	RA3-6B2, monoclonal	FACS	mouse, human		




Anti-CD45R (B220) Antibody (human/mouse), PE-Cy5, clone RA3-6B2

All

Photos (2)

Product No.	Clonality	Application	Species Reactivity	Citations	SDS
MABF444	RA3-6B2, monoclonal	FACS, IF, IHC, IP, WB	mouse, human		
MABF603	RA3-6B2, monoclonal	FACS, IF, IHC, IP, WB	mouse, human		




Anti-CD45R (B220) Antibody (human/mouse), PE-Cy7, clone RA3-6B2

All

Photos (2)

Product No.	Clonality	Application	Species Reactivity	Citations	SDS
MABF604	RA3-6B2, monoclonal	FACS, IF, IHC, IP, WB	human, mouse		
MABF445	RA3-6B2, monoclonal	FACS, IF, IHC, IP, WB	human, mouse		




Anti-CD45R (B220) Antibody (human/mouse), PE, clone RA3-6B2

All

Photos (2)

Product No.	Clonality	Application	Species Reactivity	Citations	SDS
MABF443	RA3-6B2, monoclonal	FACS, ICC, IF, IHC, IP, WB	human, mouse	1	


Product No.	Clonality	Application	Species Reactivity	Citations	SDS
MABF602	RA3-6B2, monoclonal	FACS, ICC, IF, IHC, IP, WB	mouse, human		



**Anti-CD45R (B220) Antibody (human/mouse),
violetFluor[®] 450, clone RA3-6B2**

**All
Photos (1)**


Product No.	Clonality	Application	Species Reactivity	Citations	SDS
MABF607	RA3-6B2, monoclonal	FACS, IF, IHC, IP, WB	human, mouse	1	



Anti-CD45RA Antibody (human), PE-Cy7, clone HI100

All Photos (1)

Product No.	Clonality	Application	Species Reactivity	Citations	SDS
MABF609	HI100, monoclonal	FACS, IHC, WB	human		




Anti-CD45RA Antibody (human), PerCP-Cy5.5, clone HI100

All Photos (2)

Product No.	Clonality	Application	Species Reactivity	Citations	SDS
MABF449	HI100, monoclonal	FACS, IHC, WB	human		
MABF610	HI100, monoclonal	FACS, IHC, WB	human		

All Photos (4) Anti-CD45RA Antibody, Clone MEM 56

Product No.	Clonality	Application	Species Reactivity	Citations	SDS
05-1413	MEM 56, monoclonal	FACS, IF, IHC, IP, WB	mouse	2	




Anti-CD44v10 Antibody, exon v10

All Photos (1)

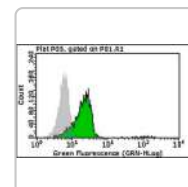
Product No.	Clonality	Application	Species Reactivity	Citations	SDS
AB2082	polyclonal	ELISA, FACS, ICC, IHC, IP, RIA, WB	rabbit, canine, rat, human, bovine, mouse, pig	5	



Sigma-Aldrich
SAB4700606
 Monoclonal
 Anti-Kappa...



Sigma-Aldrich
C7492
 Monoclonal
 Anti-...



Sigma-Aldric
MABT18
 Anti-Delta
 Antibody,



Anti-CD44v6 Antibody, exon v6



Photos (1)

Product No.	Clonality	Application	Species Reactivity	Citations	SDS
AB2080	polyclonal	ELISA, FACS, ICC, IHC, IP, WB	human, canine, mouse, bovine, pig, rabbit	5	



Anti-CD44v6 Antibody, exon v6, clone VFF-18

All Photos (1)

Product No.	Clonality	Application	Species Reactivity	Citations	SDS
MAB4073	VFF-18, monoclonal	FACS, ICC, IHC, WB	human	2	



Anti-CD44v7 Antibody, exon v7



All Photos (1)

Product No.	Clonality	Application	Species Reactivity	Citations	SDS
AB2083	polyclonal	ELISA, FACS, ICC, IHC, IP, WB	mouse, human, bovine, rabbit, rat, canine, pig	1	



Anti-CD37/CD247 Antibody, clone 1N11 ZooMAb[®] Rabbit Monoclonal

All Photos (12)

Product No.	Clonality	Application	Species Reactivity	Citations	SDS
ZRB2344	1N11, recombinant monoclonal	FACS, ICC, IHC, WB, affinity binding assay	human		 




ANTI-CEA (CENTER) antibody produced in rabbit

Synonym(s): CEA, CEACAM5, Carcinoembryonic antigen, Carcinoembryonic antigen-related cell adhesion molecule 5, Meconium antigen 100

**All
Photos (1)**

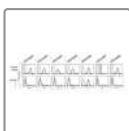
Product No.	Clonality	Application	Species Reactivity	Citations	SDS
SAB1307198	polyclonal	FACS, IHC, WB	human	1	



Anti-CEACAM5 (CD66e) Antibody, clone M5A

All Photos (1)

Product No.	Clonality	Application	Species Reactivity	Citations	SDS
MABC1123	M5A, monoclonal	FACS, IHC, RIA	human		



Anti-CEACAM6 Antibody, clone 1H7-4B

All Photos (2)

Product No.	Clonality	Application	Species Reactivity	Citations	SDS
MABT323	1H7-4B, monoclonal	ELISA, FACS, IHC, WB	human	3	



Anti-CEACAM1 Antibody, clone 4D1/C2

All Photos (1)

Product No.	Clonality	Application	Species Reactivity	Citations	SDS
MABT65	4D1/C2, monoclonal	ELISA, FACS, IHC, WB	human	2	



Anti-CEACAM5 Antibody, clone 5C8C4

All Photos (1)

Product No.	Description
MABT325	




Anti-CEACAM8 Antibody, clone 6/40c



Photos (1)


Product No.	Description	SDS
MABT324		



Anti-CEACAM3/5 Antibody, clone 308/3-3

All Photos (3)

Product No.	Clonality	Application	Species Reactivity	Citations	SDS
MABT326	308/3-3, monoclonal	ELISA, FACS, IP, WB	human		



Anti-CEACAM1/CD66a Antibody, clone B3-17

All Photos (5)

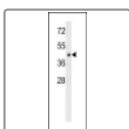
Product No.	Clonality	Application	Species Reactivity	Citations	SDS
MABT397	B3-17, monoclonal	ELISA, FACS, ICC, IHC, WB	human	1	



Anti-Cell Surface Antigen of Human Nucleated Erythroid Cells Antibody, clone HAE9

All Photos (1)

Product No.	Clonality	Application	Species Reactivity	Citations	SDS
MAB2115	HAE9, monoclonal	FACS, IP	human	3	

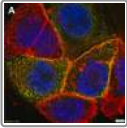


ANTI-CF150 (CENTER) antibody produced in rabbit

Synonym(s): C6orf150, MB21D1, Mab-21 domain-containing protein 1, Protein MB21D1



All Photos (1)

Product No.	Clonality	Application	Species Reactivity	Citations	SDS
SAB1306094	polyclonal	FACS, WB	human		



Anti-CFTR Antibody, clone MM13-4 ZooMAb[®] Mouse Monoclonal



[All Photos](#) (9)

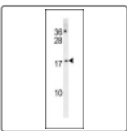
Product No.	Clonality	Application	Species Reactivity	Citations	SDS
ZMS1078	MM13-4, recombinant monoclonal	FACS, ICC, WB	human	 	



Anti-cGAS Antibody, clone 1B5 ZooMAb[®] Rabbit Monoclonal

[All Photos](#) (12)

Product No.	Clonality	Application	Species Reactivity	Citations	SDS
ZRB1406	1B5, recombinant monoclonal	FACS, ICC, IHC (p), WB, affinity binding assay	mouse, human	 	




ANTI-CHCHD2 (CENTER) antibody produced in rabbit

Synonym(s): C7orf17, CHCHD2

[All Photos](#) (1)


Product No.	Clonality	Application	Species Reactivity	Citations	SDS
SAB1301181	polyclonal	FACS, IHC, WB	human		



Anti-CHD3 Antibody, clone 2G4

[All Photos](#) (3)

Product No.	Clonality	Application	Species Reactivity	Citations	SDS
MABN694	2G4, monoclonal	FACS, IF, IHC, WB	mouse, human		

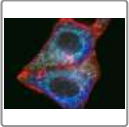


Anti-Chicken IgG (H+L), highly cross-adsorbed, CF594 antibody produced in donkey

All

Photos (3)

Product No.	Clonality	Application	Species Reactivity	Citations	SDS
SAB4600094	polyclonal	FACS, ICC, IF, IHC	chicken		

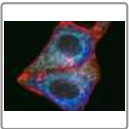


Anti-Chicken IgY (H+L), CF™ 488A antibody produced in rabbit

All

Photos (6)

Product No.	Clonality	Application	Species Reactivity	Citations	SDS
SAB4600052	polyclonal	FACS, ICC, IF, IHC	chicken	2	

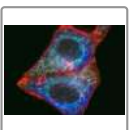


Anti-Chicken IgY (H+L), highly cross-adsorbed, CF™ 488A antibody produced in donkey

All

Photos (6)

Product No.	Clonality	Application	Species Reactivity	Citations	SDS
SAB4600031	polyclonal	FACS, ICC, IF, IHC	chicken	19	

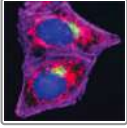


Anti-Chicken IgY (H+L), highly cross-adsorbed, CF™ 488A antibody produced in goat

All

Photos (6)

Product No.	Clonality	Application	Species Reactivity	Citations	SDS
SAB4600039	polyclonal	FACS, ICC, IF, IHC	chicken	3	

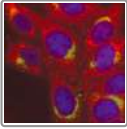


Anti-Chicken IgY (H+L), highly cross-adsorbed, CF™ 555 antibody produced in goat

All

Photos (6)

Product No.	Clonality	Application	Species Reactivity	Citations	SDS
SAB4600063	polyclonal	FACS, ICC, IF, IHC	chicken	1	




Anti-Chicken IgY (H+L), highly cross-adsorbed, CF™ 568 antibody produced in goat

All

Photos (3)

Product No.	Clonality	Application	Species Reactivity	Citations	SDS
SAB4600079	polyclonal	FACS, ICC, IF, IHC	chicken	4	




Anti-Chicken IgY (H+L), highly cross-adsorbed, CF™ 594 antibody produced in goat

All

Photos (3)

Product No.	Clonality	Application	Species Reactivity	Citations	SDS
SAB4600102	polyclonal	FACS, ICC, IF, IHC	chicken		

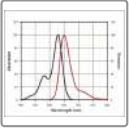


Anti-Chicken IgY (H+L), highly cross-adsorbed, CF™ 633 antibody produced in donkey

All

Photos (4)

Product No.	Clonality	Application	Species Reactivity	Citations	SDS
SAB4600127	polyclonal	FACS, ICC, IF, IHC	chicken	11	

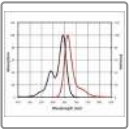


Anti-Chicken IgY (H+L), highly cross-adsorbed, CF™ 633 antibody produced in goat

[All](#)

[Photos](#) (4)

Product No.	Clonality	Application	Species Reactivity	Citations	SDS
SAB4600135	polyclonal	FACS, ICC, IF, IHC	chicken	2	



Anti-Chicken IgY (H+L), highly cross-adsorbed, CF™ 640R antibody produced in goat

[All](#)

[Photos](#) (3)

Product No.	Clonality	Application	Species Reactivity	Citations	SDS
SAB4600158	polyclonal	FACS, ICC, IF, IHC	chicken		

All **Anti-Chicken IgY (H+L), highly cross-adsorbed, CF™ 647**
Photos (2) **antibody produced in goat**

Product No.	Clonality	Application	Species Reactivity	Citations	SDS
SAB4600179	polyclonal	FACS, ICC, IF, IHC	chicken	5	




Anti-Chicken IgY (IgG) (H+L), highly cross-adsorbed, CF™ 350
antibody produced in donkey

All
Photos (1)

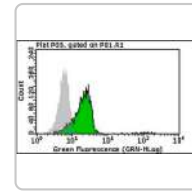
Product No.	Clonality	Application	Species Reactivity	Citations	SDS
SAB4600218	polyclonal	ELISA (i), FACS, ICC, IF, IHC, WB	chicken		
SAB4600219	polyclonal	ELISA (i), FACS, ICC, IF, IHC, WB	chicken	2	



Sigma-Aldrich
SAB4700606
 Monoclonal
 Anti-Kappa...



Sigma-Aldrich
C7492
 Monoclonal
 Anti-...




Sigma-Aldric
MABT18
 Anti-Delta
 Antibody,



Anti-Chicken IgY (IgG) (H+L), highly cross-adsorbed, CF™ 405M antibody produced in goat

All
Photos (1)

Product No.	Clonality	Application	Species Reactivity	Citations	SDS
SAB4600466	polyclonal	ELISA (i), FACS, ICC, IF, IHC, WB	chicken	1	
SAB4600465	polyclonal	ELISA (i), FACS, ICC, IF, IHC, WB	chicken	3	



Anti-Chicken IgY (IgG) (H+L), highly cross-adsorbed, CF™ 660C antibody produced in goat

All
Photos (1)

Product No.	Clonality	Application	Species Reactivity	Citations	SDS
SAB4600458	polyclonal	ELISA (i), FACS, ICC, IF, IHC, WB	chicken	1	



Anti-Chondroitin Sulfate Proteoglycan Antibody, clone 9.2.27

All
Photos (1)

Product No.	Clonality	Application	Species Reactivity	Citations	SDS
MAB2029	9.2.27, monoclonal	FACS, IF, IP	human	20	




Anti-CIAS1/cryopyrin (C-terminal) antibody produced in goat

Synonym(s): Anti-FCAS, Anti-FCU, Anti-MWS, Anti-NALP3, Anti-NLRP3

All

Photos (1)

Product No.	Clonality	Application	Species Reactivity	Citations	SDS
SAB2501362	polyclonal	ELISA, FACS, IF, IHC	rat, bovine, human	1	



ANTI-CIRH1A(N-TERMINAL) antibody produced in rabbit

Synonym(s): CIRH1A, Cirhin, KIAA1988

All Photos (1)

Product No.	Clonality	Application	Species Reactivity	Citations	SDS
SAB1305443	polyclonal	FACS, IHC, WB	human	1	



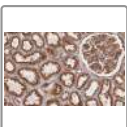
ANTI-CKIP-1(N-TERMINAL) antibody produced in rabbit

Synonym(s): C-Jun-binding protein, CKIP1, Casein kinase 2-interacting protein 1, PLEKHO1, Pleckstrin homology domain-containing family O member 1

All

Photos (1)



Product No.	Clonality	Application	Species Reactivity	Citations	SDS
SAB1306535	polyclonal	FACS, IHC, WB	human		



Anti-Clathrin Heavy Chain Antibody, clone 1C6 ZooMAb[®] Rabbit Monoclonal


All

Photos (12)

Product No.	Clonality	Application	Species Reactivity	Citations	SDS
ZRB1865	1C6, recombinant monoclonal	FACS, ICC, IHC, WB, affinity binding assay	mouse, human	 	



Anti-Clathrin Heavy Chain Antibody, clone 6F10.1



tos (3)


Product No.	Clonality	Application	Species Reactivity	Citations	SDS
MABC580	6F10.1, monoclonal	FACS, ICC, WB	human, mouse, rat	2	



Anti-Claudin 5 Antibody, clone 2B12

[All Photos](#) (1)


Product No.	Description	SDS
MABT1528		



Anti-Claudin-1/CLDN1 Antibody, clone 7A5

[All Photos](#) (2)

Product No.	Clonality	Application	Species Reactivity	Citations	SDS
MABT366	7A5, monoclonal	FACS, ICC, WB	human		



Anti-Claudin-2 Antibody

[All Photos](#) (1)

Product No.	Clonality	Application	Species Reactivity	Citations	SDS
MABT1454	1A2, monoclonal	FACS, inhibition assay	human, mouse		



Anti-Claudin-6 Antibody, clone 2

[All Photos](#) (1)

Product No.	Clonality	Application	Species Reactivity	Citations	SDS
MABC1798	2, monoclonal	FACS, ICC, IHC (p), WB, inhibition assay	human		






Anti-cleaved PARP-1 Antibody, clone 2G13 Antibody, ZooMAb[®] Rabbit Monoclonal

[All](#)

[Photos](#) (15) **Synonym(s):** ADP-ribosyltransferase diphtheria toxin-like 1, ADPRT 1, ARTD1, DNA ADP-ribosyltransferase, EC:2.4.2.30, NAD(+) ADP-ribosyltransferase 1, PARP1, Poly [ADP-ribose]

polymerase 1, Poly[ADP-ribose] synthase 1, Protein poly-ADP-ribosyltransferase PARP1

Product No.	Clonality	Application	Species Reactivity	Citations	SDS
ZRB1544	2G13, monoclonal recombinant monoclonal	FACS, ICC, IHC (p), WB	human	 	



Anti-CLEC-2 Antibody, clone AYP1

[All Photos](#) (1)

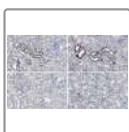
Product No.	Clonality	Application	Species Reactivity	Citations	SDS
MABF957	AYP1, monoclonal	FACS	human		



Anti-CLEC9A Antibody, clone 10B4

[All Photos](#) (1)

Product No.	Clonality	Application	Species Reactivity	Citations	SDS
04-148	10B4, monoclonal	FACS, WB	mouse	1	



Anti-CLEC18A Antibody, clone 3A9E6



[All Photos](#) (2)

Product No.	Clonality	Application	Species Reactivity	Citations	SDS
MABS2260	3A9E6, monoclonal	ELISA, FACS, IHC (p), WB	human		



Anti-Clusterin Antibody, clone 2F23 ZooMAb[®] Rabbit Monoclonal

[All Photos](#) (10)

Product No.	Clonality	Application	Species Reactivity	Citations	SDS
ZRB1334	2F23, recombinant monoclonal	FACS, IHC (p), WB	human	 	



Anti-CMKLR1 Antibody, clone BZ194



[All Photos](#) (1)

Product No.	Description
MABF1011	



Anti-CMPK2 Antibody, clone 1M13 ZooMAb[®] Rabbit Monoclonal

[All Photos](#) (9)

Product No.	Clonality	Application	Species Reactivity	Citations	SDS
ZRB1064	1M13, recombinant monoclonal	FACS, IHC (p), WB	human	 	



ANTI-CNOT8 (C-TERM) antibody produced in rabbit

Synonym(s): CAF1-like protein, CAF2, CALIF, CALIFp, CCR4-NOT transcription complex subunit 8, CCR4-associated factor 8, CNOT8, POP2

[All Photos](#) (3)

Product No.	Clonality	Application	Species Reactivity	Citations	SDS
SAB1303087	polyclonal	FACS, IHC, WB	human		




Anti-CNPase antibody produced in rabbit

Synonym(s): Anti-2',3'-Cyclic nucleotide 3'-phosphodiesterase, Anti-CNP1

All Photos (1)

Product No.	Clonality	Application	Species Reactivity	Citations	SDS
C9743	polyclonal	FACS, IHC, WB	human, mouse, rat	9	



ANTI-CO027 (C-TERMINAL) antibody produced in rabbit

Synonym(s): C15orf27, Transmembrane protein C15orf27

All Photos (1)

Product No.	Clonality	Application	Species Reactivity	Citations	SDS
SAB1306100	polyclonal	FACS, WB	mouse, human		

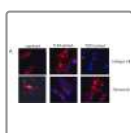


ANTI-COL17A1 (CENTER) antibody produced in rabbit

Synonym(s): 120 kDa linear IgA dermatosis antigen, 120 kDa linear IgA disease antigen, 180 kDa bullous pemphigoid antigen 2, 97 kDa LAD antigen, 97 kDa linear IgA bullous dermatosis antigen, 97 kDa linear IgA disease antigen, 97-LAD, BP180, BPAG2, Bullous pemphigoid antigen 2, COL17A1, Collagen alpha-1(XVII) chain, LABD97, LAD-1, Linear IgA bullous disease antigen of 97 kDa, Linear IgA disease antigen 1

All Photos (2)

Product No.	Clonality	Application	Species Reactivity	Citations	SDS
SAB1303199	polyclonal	FACS, IHC, WB	human		



Anti-Collagen Type I Antibody, clone 5D8-G9

All Photos (1)

Product No.	Clonality	Application	Species Reactivity	Citations	SDS
MAB3391	5D8-G9, monoclonal	ELISA, FACS, IHC, WB	pig, canine, sheep, human, bovine	37	



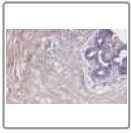
Anti-Collagen Type II Antibody, clone 1K11 ZoomAb[®] Rabbit Monoclonal

All Photos (12)

Product No.	Clonality	Application	Species Reactivity	Citations	SDS
ZRB1201	1K11, recombinant monoclonal	ELISA, FACS,	human, chicken		



Product No.	Clonality	Application	Species Reactivity	Citations	SDS
		ICC, IHC, WB			



Anti-Collagen VI alpha-3 Antibody, clone 3C4, Ascites Free

[All Photos](#) (1)

Product No.	Clonality	Application	Species Reactivity	Citations	SDS
MAB1944-C	3C4, monoclonal	EM, FACS, ICC, IHC, IP	human		




ANTI-COMP (CENTER) antibody produced in rabbit

Synonym(s): COMP, Cartilage oligomeric matrix protein

[All Photos](#) (2)

Product No.	Clonality	Application	Species Reactivity	Citations	SDS
SAB1301234	polyclonal	FACS, IHC, WB	human		



Anti-Complement C3/C3b Antibody, clone 10C7


[All Photos](#) (1)

Product No.	Clonality	Application	Species Reactivity	Citations	SDS
MABF3228	10C7, monoclonal	ELISA, FACS	mouse, human		

**All
Photos** (1)

Anti-Complement C3a/C3a (desArg) Antibody, clone K13/16

Product No.	Clonality	Application	Species Reactivity	Citations	SDS
MABF1978	K13/16, monoclonal	FACS, IHC, Neutral	human	1	




Anti-Complement C3b/iC3b Antibody, clone 3E7, neutralizing

**All
Photos** (1)

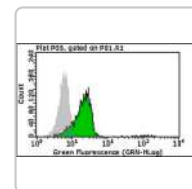
Product No.	Clonality	Application	Species Reactivity	Citations	SDS
MABF972	3E7, monoclonal	FACS, ICC, Neutral	human, primate	2	



Sigma-Aldrich
SAB4700606
Monoclonal
Anti-Kappa...



Sigma-Aldrich
C7492
Monoclonal
Anti-...




Sigma-Aldrich
MABT18
Anti-Delta
Antibody,

[View Price and Availability](#)

[View Price and Availability](#)


[View Price and Availak](#)



Anti-Complement C3b/iC3b Antibody, clone 5G9, neutralizing

[All Photos](#) (1)


Product No.	Clonality	Application	Species Reactivity	Citations	SDS
MABF961	5G9, monoclonal	FACS, Neutral	human	1	



Anti-Complement C3b/iC3b Antibody, clone 6C9

[All Photos](#) (1)

Product No.	Clonality	Application	Species Reactivity	Citations	SDS
MABF982	6C9, monoclonal	FACS	human, mouse	2	



Anti-Complement C3b/iC3b/C3dg Antibody, clone 1H8

[All Photos](#) (1)

Product No.	Clonality	Application	Species Reactivity	Citations	SDS
MABF983	1H8, monoclonal	FACS	human, primate	1	



Anti-Complement C5 Antibody, clone SIM 225-3.2.1

[All Photos](#) (1)

Product No.	Clonality	Application	Species Reactivity	Citations	SDS
MABF3095	SIM 225-3.2.1, monoclonal	ELISA, FACS, WB	human		



Anti-Complement receptor 1 Antibody, clone 7G9

[All Photos](#) (1)

Product No.	Description	SDS
MABF2239		

Product No.

Description

SDS



Anti-Complement receptor 1 Antibody, clone 9H3

[All Photos](#) (1)

Product No.

Description

SDS

MABF2262



Anti-Complement receptor C5aR (CD88) Antibody, clone S5/1

[All Photos](#) (1)

Product No.

Clonality

Application

Species Reactivity

Citations

SDS


MABF1980

S5/1,
monoclonal

ELISA, FACS, IP,
WB, activity
assay, inhibition
assay

human

1



Anti-Complement Receptor C5aR Antibody, clone 20/70

[All Photos](#) (1)

Product No.

Clonality

Application

Species Reactivity

Citations

SDS

MABF1976M

20/70,
monoclonal

FACS, ICC,
Neutral, activity
assay

mouse



ANTI-COPZ2 (C-TERM) antibody produced in rabbit

Synonym(s): COPZ2, Coatomer subunit zeta-2, Zeta-2 COP, Zeta-2-coat protein

[All Photos](#) (2)

Product No.

Clonality

Application

Species Reactivity

Citations


SDS

SAB1301179

polyclonal

FACS, IHC, WB

mouse, human

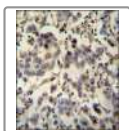


ANTI-C2ORF39 (C-TERM) antibody produced in rabbit

Synonym(s): C2orf39, UPF0407 protein C2orf39

All Photos (1)

Product No.	Clonality	Application	Species Reactivity	Citations	SDS
SAB1301681	polyclonal	FACS, WB	human		

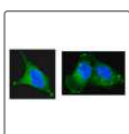


ANTI-C6ORF58 (CENTER) antibody produced in rabbit

Synonym(s): C6orf58

All Photos (2)

Product No.	Clonality	Application	Species Reactivity	Citations	SDS
SAB1302879	polyclonal	FACS, IHC, WB	human		



Anti-Cortactin (p80/85) Antibody, clone 4F11, Alexa Fluor™ 488



All Photos (1)


Product No.	Clonality	Application	Species Reactivity	Citations	SDS
16-228	4F11, monoclonal	FACS, ICC, IF, WB	bovine, human, mouse, rat, hamster, avian	13	



Anti-COX IV Antibody, clone 1L23 ZooMAb® Rabbit Monoclonal

All Photos (11)

Product No.	Clonality	Application	Species Reactivity	Citations	SDS
ZRB1593	1L23, recombinant monoclonal	FACS, ICC, IHC (p), WB	human		 

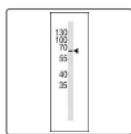


Anti-COX2/PTGS2 antibody produced in goat

Synonym(s): Anti-PGG/HS, Anti-PHS-2, Anti-Prostaglandin-endoperoxide synthase 2 (prostaglandin G/H synthase and cyclooxygenase)

All Photos (1)

Product No.	Clonality	Application	Species Reactivity	Citations	SDS
SAB2500267	polyclonal	ELISA, FACS, IF, WB	bovine, canine, human, sheep, pig	1	



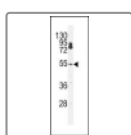
ANTI-COXI (CENTER) antibody produced in rabbit

Synonym(s): COI, COXI, Cytochrome c oxidase polypeptide I, Cytochrome c oxidase subunit 1, MT-CO1, MTCO1

[All](#)

[Photos \(2\)](#)

Product No.	Clonality	Application	Species Reactivity	Citations	SDS
SAB1301619	polyclonal	FACS, WB	human	3	



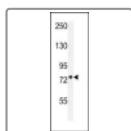
ANTI-CPSF7(C-TERMINAL) antibody produced in rabbit

Synonym(s): CPSF7, Cleavage and polyadenylation specificity factor 59 kDa subunit, Cleavage and polyadenylation specificity factor subunit 7, Pre-mRNA cleavage factor 1m 59 kDa subunit

[All](#)

[Photos \(1\)](#)

Product No.	Clonality	Application	Species Reactivity	Citations	SDS
SAB1305359	polyclonal	FACS, WB	human		



ANTI-CPT1C(C-TERMINAL) antibody produced in rabbit

Synonym(s): CATL1, CPT IC, CPT1C, Carnitine O-palmitoyltransferase 1, brain isoform, Carnitine O-palmitoyltransferase I, brain isoform

[All](#)

[Photos \(1\)](#)

Product No.	Clonality	Application	Species Reactivity	Citations	SDS
SAB1306945	polyclonal	FACS, WB	human		



Anti-C1QBP Antibody, clone 3D2 ZooMAb[®] Rabbit Monoclonal

[All](#)

[Photos \(6\)](#)

Product No.	Clonality	Application	Species Reactivity	Citations	SDS
ZRB2239	recombinant monoclonal	FACS, ICC, IHC, WB	mouse, human		



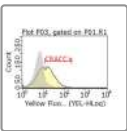


ANTI-C1QL1 (CENTER) antibody produced in rabbit

Synonym(s): C1QL1, C1QRF, C1q-related factor, CRF

[All Photos](#) (1)

Product No.	Clonality	Application	Species Reactivity	Citations	SDS
SAB1303070	polyclonal	FACS, IHC, WB	mouse, human	5	



Anti-CRACC Antibody, clone 4G2

[All Photos](#) (1)

Product No.	Clonality	Application	Species Reactivity	Citations	SDS
MABF917	4G2, monoclonal	FACS, IP	mouse		




ANTI-CRCT1 (N-TERM) antibody produced in rabbit

Synonym(s): C1orf42, CRCT1, NICE1

[All Photos](#) (2)

Product No.	Clonality	Application	Species Reactivity	Citations	SDS
SAB1301174	polyclonal	FACS, IHC, WB	human		




ANTI-CRFR1 (Q103) antibody produced in rabbit

Synonym(s): CRFR, CRFR1, CRHR, CRHR1, Corticotropin-releasing factor receptor 1

[All Photos](#) (1)

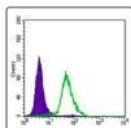
Product No.	Clonality	Application	Species Reactivity	Citations	SDS
SAB1306111	polyclonal	FACS, WB	human	1	



Anti-CRTC1 Antibody, clone 1B5

[All Photos](#) (3)


Product No.	Clonality	Application	Species Reactivity	Citations	SDS
MABC691	1B5, monoclonal	FACS, ICC, WB	human		



Anti-CRTC2 Antibody, clone 5B10

[All Photos](#) (4)

Product No.	Clonality	Application	Species Reactivity	Citations	SDS
MABN695	5B10, monoclonal	FACS, ICC, IHC, WB	human		



Anti-CSB (ERCC6) Antibody, clone ICSB-3H8

[All Photos](#) (1)

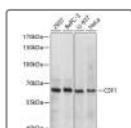
Product No.	Clonality	Application	Species Reactivity	Citations	SDS
MABE1831	1CSB-3H8, monoclonal	ChIP, FACS, ICC, IP, WB	human		



Anti-csBAP31 Antibody, clone 297-D4

[All Photos](#) (1)


Product No.	Description	SDS
MABC1711		



Anti-CSF1 antibody produced in rabbit

[All Photos](#) (1)

Product No.	Clonality	Application	Species Reactivity	Citations	SDS
SAB5700033	polyclonal	FACS, IF, IHC, WB	human		



ANTI-CTDSPL (N-TERM) antibody produced in rabbit

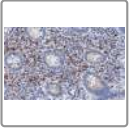
Synonym(s): C3orf8, CTDSPL, NIF1, NIFL, SCP3, YA22

[All Photos](#) (1)

Product No.	Clonality	Application	Species Reactivity	Citations	SDS
SAB1303846	polyclonal	FACS, WB	human		



All Photos (3) **Anti-CTLA4 (CD152) Antibody, clone 9H10**

Product No.	Clonality	Application	Species Reactivity	Citations	SDS
04-963	9H10, monoclonal	FACS, IP, WB	mouse	1	



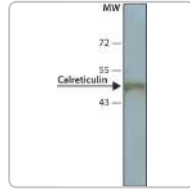
Anti-CTLA4/CD152 Antibody, clone 1D10 ZooMAb® Rabbit Monoclonal

All Photos (12)

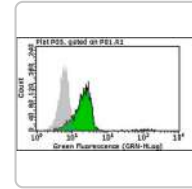
Product No.	Clonality	Application	Species Reactivity	Citations	SDS
ZRB1783	1D10, recombinant monoclonal	FACS, ICC, IHC (p), WB, affinity binding assay	human	 	



Sigma-Aldrich
SAB4700606
 Monoclonal
 Anti-Kappa...



Sigma-Aldrich
C7492
 Monoclonal
 Anti-...






Sigma-Aldric
MABT18
 Anti-Delta
 Antibody,



Anti-CXCL12/SDF1 Antibody, clone 5I2 ZooMAb® Rabbit Monoclonal

Synonym(s): Anti-PRPS1 Antibody, clone 2D21 ZooMAb® Rabbit Monoclonal

All Photos (8)

Product No.	Clonality	Application	Species Reactivity	Citations	SDS
ZRB2474	5I2, recombinant monoclonal	FACS, ICC, IHC, WB	mouse, human	  	



Anti-CXCL16/SR-PSOX Antibody, clone 22-19-12

All Photos (1)

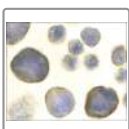
Product No.	Description	SDS
MABC951		



Anti-CXCR3 (CD183) Antibody, clone 173

All Photos (1)

Product No.	Description	SDS
MABF2181		




Anti-CXCR4 antibody produced in rabbit

Synonym(s): Anti-CXCR4

All Photos (4)

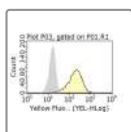
Product No.	Clonality	Application	Species Reactivity	Citations	SDS
SAB3500383	polyclonal	ELISA (i), FACS, ICC, IF, IP, WB	mouse, human	10	



Anti-CXCR7 Antibody, clone 10D1

[All Photos](#) (2)

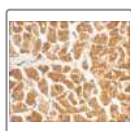
Product No.	Clonality	Application	Species Reactivity	Citations	SDS
MABF3171	10D1, monoclonal	FACS, inhibition assay	human		



Anti-CXCR4 Antibody, clone 12G5

[All Photos](#) (1)

Product No.	Clonality	Application	Species Reactivity	Citations	SDS
MABF981	12G5, monoclonal	FACS, ICC, Neutral	human	3	



Anti-CX3CR1 antibody produced in rabbit

Synonym(s): Anti-V28

[All Photos](#) (3)

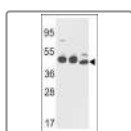
Product No.	Clonality	Application	Species Reactivity	Citations	SDS
SAB3500204	polyclonal	ELISA (i), FACS, IF, IHC, WB	mouse, human, rat	5	



Anti-Cyclin D3 antibody, Rabbit monoclonal

[All Photos](#) (3)

Product No.	Clonality	Application	Species Reactivity	Citations	SDS
SAB5500091	SP207, monoclonal	FACS, IHC	human (tested)		



ANTI-CYK18(C-TERMINAL) antibody produced in rabbit

Synonym(s): CYK18, Cell proliferation-inducing gene 46 protein, Cytokeratin-18, KRT18, Keratin, type I cytoskeletal 18

All
Photos (1)

Product No.	Clonality	Application	Species Reactivity	Citations	SDS
SAB1306569	polyclonal	FACS, IF, IHC, WB	human, mouse		



ANTI-CYP11B1 (C-TERM) antibody produced in rabbit

Synonym(s): CYP11B1, CYP11B1, Cytochrome P450 11B1, P-450c11, P450C11, S11BH, Steroid 11-beta-hydroxylase, mitochondrial

All
Photos (1)

Product No.	Clonality	Application	Species Reactivity	Citations	SDS
SAB1303151	polyclonal	FACS, IHC, WB	human		



Anti-Cytokeratin 10 Antibody, clone RKSE60

All Photos (1)

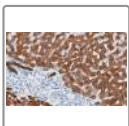
Product No.	Clonality	Application	Species Reactivity	Citations	SDS
MAB3230	RKSE60, monoclonal	FACS, ICC, IHC, WB	rat, canine, human, mouse	9	



Anti-Cytokeratin 14 Antibody, clone RCK107

All Photos (1)

Product No.	Clonality	Application	Species Reactivity	Citations	SDS
MAB3232	RCK107, monoclonal	FACS, ICC, IHC, WB	rat, pig, human, canine	14	



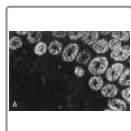
Anti-Cytokeratin 18 Antibody, clone 1G20 ZooMAb[®] Rabbit Monoclonal

All
Photos (16)

Product No.	Clonality	Application	Species Reactivity	Citations	SDS
ZRB1727	1G20, recombinant monoclonal	FACS, ICC, IHC (p),	human, mouse		



Product No.	Clonality	Application	Species Reactivity	Citations	SDS
		WB, affinity binding assay			



Anti-Cytokeratin 18 Antibody, clone RCK106

[All Photos](#) (1)

Product No.	Clonality	Application	Species Reactivity	Citations	SDS
MAB3236	RCK106, monoclonal	FACS, ICC, IHC, WB	human	2	



Anti-Cytokeratin 18 Antibody, clone RGE53

[All Photos](#) (2)

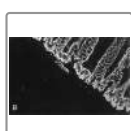
Product No.	Clonality	Application	Species Reactivity	Citations	SDS
MAB3234	RGE53, monoclonal	FACS, ICC, IHC, WB	human, pig, mouse, chicken, canine, rat, rabbit, hamster	22	



Anti-Cytokeratin 19 Antibody, clone RCK108

[All Photos](#) (4)

Product No.	Clonality	Application	Species Reactivity	Citations	SDS
MAB3238	RCK108, monoclonal	FACS, ICC, IHC, WB	human	9	



Anti-Cytokeratin 5/8

[All Photos](#) (1)

Product No.	Clonality	Application	Species Reactivity	Citations	SDS
MAB3228	monoclonal	FACS, ICC, IHC, WB	rat, mouse, rabbit, pig, canine, hamster, human	7	



Anti-Cytokeratin 7 Antibody, clone LP5K, FITC conjugated



[All Photos](#) (1)

Product No.	Clonality	Application	Species Reactivity	Citations	SDS
CBL194F	LP5K, monoclonal	FACS, ICC, IHC (p)	human	3	



Anti-Cytokeratin 7 Antibody, clone OV-TL 12/30

[All Photos](#) (1)

Product No.	Clonality	Application	Species Reactivity	Citations	SDS
MAB3554	OV-TL 12/30, monoclonal	FACS, ICC, IHC, WB	human	7	



Anti-Cytokeratin 7 Antibody, clone RCK105



[All Photos](#) (1)

Product No.	Clonality	Application	Species Reactivity	Citations	SDS
MAB3226	RCK105, monoclonal	FACS, ICC, IHC, WB	hamster, canine, human, feline, pig, mouse, rat	11	



Anti-Cytokeratin-20 Antibody, clone 1E20 ZooMAb[®] Rabbit Monoclonal



[All Photos](#) (14)

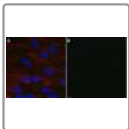
Product No.	Clonality	Application	Species Reactivity	Citations	SDS
ZRB1938	1E20, recombinant monoclonal	FACS, ICC, IHC, WB, affinity binding assay	human		 



Anti-Cytokeratin-8 Antibody, clone 2D17 ZooMAb[®] Rabbit Monoclonal

All Photos (14)

Product No.	Clonality	Application	Species Reactivity	Citations	SDS
ZRB1688	2D17, recombinant monoclonal	FACS, ICC, IHC (p), WB, affinity binding assay	human	 	



Anti-Cytomegalovirus Antibody, clone 8B1.2

All Photos (1)


Product No.	Clonality	Application	Species Reactivity	Citations	SDS
MAB810R	8B1.2, monoclonal	ELISA, FACS, IF, IHC, WB	human	37	



Anti-Cytomegalovirus Antibody, late Antigen, clone 1G5.2

All Photos (1)


Product No.	Clonality	Application	Species Reactivity	Citations	SDS
MAB8127	1G5.2, monoclonal	FACS, IF, IHC	human	13	



Anti-DARC (CD234) Antibody

All Photos (1)

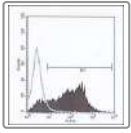
Product No.	Clonality	Application	Species Reactivity	Citations	SDS
MABS1954	NaM185-2C3, monoclonal	ELISA, FACS, RIA, WB, inhibition assay	human		



Anti-DC-STAMP Antibody, clone 1A2

All Photos (3)

Product No.	Clonality	Application	Species Reactivity	Citations	SDS
MABF39-I	1A2, monoclonal	FACS, ICC, IP, WB	mouse, human	7	



Anti-DCAL-1 antibody, Mouse monoclonal

Synonym(s): Anti-C-type lectin-like 1, Anti-CLECL1

[All Photos](#) (1)

Product No.	Clonality	Application	Species Reactivity	Citations	SDS
SAB4200231	UW50, monoclonal	FACS	human	2	



ANTI-DCD(C-TERMINAL) antibody produced in rabbit



Synonym(s): AIDD, DCD, DSEP, Dermcidin, Preproteolysin

[All Photos](#) (1)

Product No.	Clonality	Application	Species Reactivity	Citations	SDS
SAB1306514	polyclonal	FACS, IHC, WB	human	3	

**All
Photos** (9)

Anti-DCLK1-S Antibody, clone 1D13 ZooMAb[®] Rabbit Monoclonal

Product No.	Clonality	Application	Species Reactivity	Citations	SDS
ZRB1379	1D13, recombinant monoclonal	FACS, IHC, WB, affinity binding assay	rat, mouse, human	 	



Anti-DCTN3 antibody produced in goat

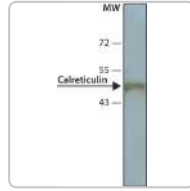
Synonym(s): Anti-DCTN-22, Anti-DCTN22, Anti-MGC111190, Dynactin 3, Dynactin 3 (p22)

All Photos (5)

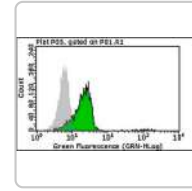
Product No.	Clonality	Application	Species Reactivity	Citations	SDS
SAB2501357	polyclonal	ELISA (i), FACS, IHC, WB	mouse, bovine, canine, human, rat	2	



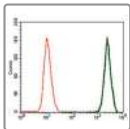
Sigma-Aldrich
SAB4700606
 Monoclonal
 Anti-Kappa...



Sigma-Aldrich
C7492
 Monoclonal
 Anti-...




Sigma-Aldric
MABT18
 Anti-Delta
 Antibody,



Anti-DCX Antibody, clone 2G5

[All Photos](#) (3)

Product No.	Clonality	Application	Species Reactivity	Citations	SDS
MABN707	2G5, monoclonal	FACS, ICC, IHC, WB	mouse, human	8	




ANTI-DDX11 (CENTER) antibody produced in rabbit

Synonym(s): CHL1, CHLR1, DDX11, KRG2, Probable ATP-dependent RNA helicase DDX11

[All Photos](#) (1)

Product No.	Clonality	Application	Species Reactivity	Citations	SDS
SAB1306935	polyclonal	FACS, WB	mouse, human	1	



Anti-DEFA1

[All Photos](#) (2)


Product No.	Clonality	Application	Species Reactivity	Citations	SDS
ABF1159	polyclonal	FACS, WB	human		



Anti-Del-1 Antibody, clone D345

[All Photos](#) (2)


Product No.	Clonality	Application	Species Reactivity	Citations	SDS
MABS1976	D345, monoclonal	ELISA, FACS, IHC, WB, inhibition assay	human		



Anti-Delta3 Antibody, clone 1E7.2

[All Photos](#) (2)

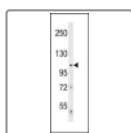
Product No.	Clonality	Application	Species Reactivity	Citations	SDS
MABT189	1E7.2, monoclonal	FACS, WB	human		



Anti-Delta-like protein 1 Antibody, clone PGPM-1F9

[All Photos](#) (2)

Product No.	Clonality	Application	Species Reactivity	Citations	SDS
MABN2284	PGPM-1F9, monoclonal	FACS, IHC, WB	mouse	1	

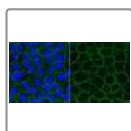


ANTI-DENATURED ATG1 antibody produced in rabbit

Synonym(s): Autophagy-related protein 1 homolog, KIAA0722, Serine/threonine-protein kinase ULK1, ULK1, Unc-51-like kinase 1

[All Photos](#) (1)

Product No.	Clonality	Application	Species Reactivity	Citations	SDS
SAB1306534	polyclonal	FACS, IHC, WB	mouse, human		



Anti-Desmoglein 2 Antibody, clone 6D8

[All Photos](#) (2)


Product No.	Clonality	Application	Species Reactivity	Citations	SDS
MABT1507	6D8, monoclonal	FACS, ICC, IP, WB, inhibition assay	human		



Anti-Desmoglein 3 Antibody, clone 5H10


All photos (1)

Product No.	Clonality	Application	Species Reactivity	Citations	SDS
MABT1506	5H10, monoclonal	FACS, ICC, IF, IP, WB	human		

**Anti-Diasialoganglioside GD3 Antibody, clone R24****All Photos** (1)

Product No.	Clonality	Application	Species Reactivity	Citations	SDS
MABC1112	R24, monoclonal	FACS, IHC (p), IP, WB, affinity binding assay	human, mouse, rat	1	

**Anti-Dihydropyridine-sensitive Calcium Channel α 1 Subunit Antibody, clone 1a****All Photos** (1)

Product No.	Clonality	Application	Species Reactivity	Citations	SDS
MAB427	mAB 1a, monoclonal	FACS, IP, WB	rabbit, mouse, human, rat	16	

**ANTI-DIO2 (CENTER) antibody produced in rabbit**

Synonym(s): 5DII, DIO2, DIOII, ITDI2, TXDI2, Type 2 DI, Type II iodothyronine deiodinase, Type-II 5'-deiodinase

All Photos (2)

Product No.	Clonality	Application	Species Reactivity	Citations	SDS
SAB1303197	polyclonal	FACS, IHC, WB	human	1	

**Anti-Disialoganglioside GD2 Antibody, clone 14G2a****All Photos** (1)

Product No.	Clonality	Application	Species Reactivity	Citations	SDS
MAB2052	14.2Ga, monoclonal	FACS, IF, IHC	human	7	



Anti-Disialoganglioside GD3 Antibody, clone MB3.6

[All Photos](#) (1)

Product No.	Clonality	Application	Species Reactivity	Citations	SDS
MAB2053	MB3.6, monoclonal	FACS, IF, IHC	human	4	




ANTI-DKFZP56400823 (C-TERM) antibody produced in rabbit

Synonym(s): PARM-1, PARM1, Prostate androgen-regulated mucin-like protein 1, UNQ1879/PRO4322

[All Photos](#) (1)


Product No.	Clonality	Application	Species Reactivity	Citations	SDS
SAB1303182	polyclonal	FACS, IHC, WB	human, mouse		



Anti-DKK3, clone 4G7 Antibody

[All Photos](#) (2)

Product No.	Clonality	Application	Species Reactivity	Citations	SDS
MABS421	4G7, monoclonal	FACS, WB	human		



Anti-DNA Antibody, single stranded

[All Photos](#) (1)

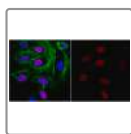
Product No.	Clonality	Application	Species Reactivity	Citations	SDS
MAB3868	TNT-3, monoclonal	ELISA, FACS, ICC, IHC		22	



Anti-DNA Antibody, single stranded specific, clone F7-26

[All Photos](#) (12)

Product No.	Clonality	Application	Species Reactivity	Citations	SDS
MAB3299	F7-26, monoclonal	FACS, ICC, IHC (p)		33	



Anti-DNA G-quadruplex (G4) Antibody, clone 1H6

[All Photos](#) (2)



Product No.	Clonality	Application	Species Reactivity	Citations	SDS
MABE1126	1H6, monoclonal	ELISA, FACS, ICC, IHC		12	



Anti-DNA G-quadruplex (G4) Antibody, clone 1H6

ZooMAb[®] Mouse Monoclonal



[All Photos](#) (16)

Product No.	Clonality	Application	Species Reactivity	Citations	SDS
ZMS1070	1H6, recombinant monoclonal	FACS, ICC, IHC (p)	human, mouse	 	



Anti-DNA-RNA hybrid Antibody, clone S9.6 ZooMAb[®] Mouse Monoclonal

[All Photos](#) (20)

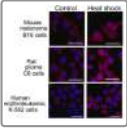
Product No.	Clonality	Application	Species Reactivity	Citations	SDS
ZMS1017	S9.6, recombinant monoclonal	DB, FACS, ICC, IHC (p)	human	 	



Anti-DNA/Histone H1 Antibody

[All Photos](#) (1)

Product No.	Clonality	Application	Species Reactivity	Citations	SDS
MAB3864	monoclonal	ELISA, FACS, ICC, IHC		32	



Anti-DNAJB1/Hdj1 Antibody, clone J25

[All Photos](#) (3)

Product No.	Clonality	Application	Species Reactivity	Citations	SDS
MABE1116	J25, monoclonal	FACS, ICC, WB	rat, mouse, human		



Anti-DOCK8 Antibody, clone 10C3.2

[All Photos](#) (1)

Product No.	Description
MABN353	



ANTI-DONSON (CENTER) antibody produced in rabbit

Synonym(s): C21orf60, DONSON, Protein downstream neighbor of Son

[All Photos](#) (1)

Product No.	Clonality	Application	Species Reactivity	Citations	SDS
SAB1303819	polyclonal	FACS, WB	human		



Anti-DPP9 Antibody, clone 1E12 ZooMAb[®] Rabbit Monoclonal

[All Photos](#) (7)

Product No.	Clonality	Application	Species Reactivity	Citations	SDS
ZRB2478	recombinant monoclonal	FACS, ICC, IHC, WB, affinity binding assay	human		




Anti-DPP4/CD26 antibody produced in goat

Synonym(s): Anti-ADABP, Anti-ADCP2, Anti-Adenosine deaminase complexing protein 2, Anti-CD26, Anti-Dipeptidyl-peptidase 4

All Photos (3)

Product No.	Clonality	Application	Species Reactivity	Citations	SDS
SAB2500328	polyclonal	ELISA (i), FACS, IHC, WB	human, mouse, rat, canine	9	



Anti-DPP4/CD26 Antibody, clone KU44.13A

All Photos (1)

Product No.	Clonality	Application	Species Reactivity	Citations	SDS
MABS2291	KU44.13A, monoclonal	ELISA, FACS, IF, IHC (p), IP	human		


All

Anti-DPP4/CD26 antibody, Mouse monoclonal

Photos

(1) **Synonym(s):** Monoclonal Anti-ADABP, Monoclonal Anti-ADCP2, Monoclonal Anti-DPP4, Monoclonal Anti-TP103, Monoclonal Anti-dipeptidyl-peptidase 4

Product No.	Clonality	Application	Species Reactivity	Citations	SDS
SAB4200230	A6H, monoclonal	ELISA (i), FACS, ICC, IF, IHC	human	3	




Anti-DR4/CD261 Antibody, clone DJR1

All Photos (1)

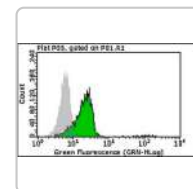
Product No.	Clonality	Application	Species Reactivity	Citations	SDS
MABF3126	DJR1, monoclonal	FACS	human		



Sigma-Aldrich
SAB4700606
 Monoclonal
 Anti-Kappa...



Sigma-Aldrich
C7492
 Monoclonal
 Anti-...





Sigma-Aldric
MABT18
 Anti-Delta
 Antibody,



Anti-DR5/CD262 Antibody, clone 1B19 ZooMAb® Rabbit Monoclonal

All

Photos (17)

Product No.	Clonality	Application	Species Reactivity	Citations	SDS
ZRB1777	1B19, recombinant monoclonal	FACS, ICC, IHC (p), WB, affinity binding assay	mouse, human	 	



ANTI-DSC1(C-TERMINAL) antibody produced in rabbit

Synonym(s): CDHF1, Cadherin family member 1, DSC1, Desmocollin-1, Desmosomal glycoprotein 2/3

All

Photos (1)

Product No.	Clonality	Application	Species Reactivity	Citations	SDS
SAB1307215	polyclonal	FACS, IHC, WB	human		




ANTI-DTX4 (N-TERM) antibody produced in rabbit

Synonym(s): DTX4, Deltex4, KIAA0937, Protein deltex-4, RING finger protein 155, RNF155

All Photos (1)

Product No.	Clonality	Application	Species Reactivity	Citations	SDS
SAB1301190	polyclonal	FACS, IHC, WB	human		



ANTI-DULLARD (CENTER) antibody produced in rabbit

Synonym(s): CTD nuclear envelope phosphatase 1, CTDNEP1, DULLARD, Serine/threonine-protein phosphatase dullard

All

Photos (1)

Product No.	Clonality	Application	Species Reactivity	Citations	SDS
SAB1307164	polyclonal	FACS, IHC, WB	human		



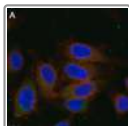
ANTI-DUOX2 (CENTER) antibody produced in rabbit



Synonym(s): DUOX2, Dual oxidase 2, LNOX2, THOX2



Photos (1)

Product No.	Clonality	Application	Species Reactivity	Citations	SDS
SAB1301720	polyclonal	FACS, WB	human	5	



Anti-Dynein Antibody, clone 74.1 ZooMAb[®] Mouse Monoclonal



All Photos (14)

Product No.	Clonality	Application	Species Reactivity	Citations	SDS
ZMS1064	74.1, recombinant monoclonal monoclonal	FACS, ICC, WB	rat, human, mouse		 



Anti-E-Cadherin Antibody, clone 1G14 ZooMAb[®] Rabbit Monoclonal

All Photos (9)


Product No.	Clonality	Application	Species Reactivity	Citations	SDS
ZRB1692	1G14, recombinant monoclonal	FACS, IHC (p), WB, affinity binding assay	human		 



Anti-E-Cadherin Antibody, clone 67A4

All Photos (1)

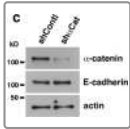
Product No.	Clonality	Application	Species Reactivity	Citations	SDS
MAB3199	67A4, monoclonal	FACS, WB	human	7	



Anti-E-Cadherin Antibody, clone 67A4, Azide & Ascites Free

All Photos (1)

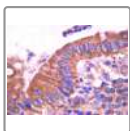
Product No.	Clonality	Application	Species Reactivity	Citations	SDS
MAB3199Z-C	67A4, monoclonal	FACS, IF, WB, inhibition assay	human		



Anti-E-Cadherin Antibody, clone 67A4, Azide Free

All Photos (3)


Product No.	Clonality	Application	Species Reactivity	Citations
MAB3199Z	67A4, monoclonal	FACS, IF	human	7



Anti-E-cadherin Antibody, clone DECMA-1

All Photos (1)

Product No.	Clonality	Application	Species Reactivity	Citations	SDS
MABT26	Decma-1, monoclonal	FACS, ICC, IHC, IP, WB	human, mouse	22	



Anti-E-Selectin (CD62E) antibody, Mouse monoclonal

Synonym(s): Monoclonal Anti-CD62E, Anti-E-Selectin, Anti-ELAM-1

All Photos (1)

Product No.	Clonality	Application	Species Reactivity	Citations	SDS
S9555	1.2B6, monoclonal	ELISA (c), ELISA (i), FACS, IF, IHC (f), IP, WB	human, pig	17	



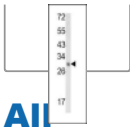
Anti-E-Selectin Antibody, lectin domain, clone UZ4

All Photos (1)

Product No.	Clonality	Application	Species Reactivity	Citations	SDS
MAB2153	UZ4, monoclonal	ELISA, FACS, IP, WB	human, mouse		



ANTI-EBP(N-TERMINAL) antibody produced in rabbit



Synonym(s): 3-beta-hydroxysteroid-Delta(8),Delta(7)-isomerase, Cholestenol Delta-isomerase, Delta(8)-Delta(7) sterol isomerase, EBP, Emopamil-binding protein

[All](#)

[Photos \(1\)](#)

Product No.	Clonality	Application	Species Reactivity	Citations	SDS
SAB1307221	polyclonal	FACS, IHC, WB	human, mouse		



Anti-EBV LMP1 Antibody, clone S12

[All Photos \(1\)](#)

Product No.	Description	SDS
MABF2248		

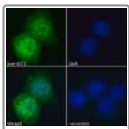


ANTI-ECAT1(N-TERMINAL) antibody produced in rabbit

Synonym(s): C6orf221, ECAT1, ES cell-associated transcript 1 protein

[All Photos \(1\)](#)

Product No.	Clonality	Application	Species Reactivity	Citations	SDS
SAB1306469	polyclonal	FACS, IHC, WB	human		



Anti-ECT2 antibody produced in goat

Synonym(s): Anti-FLJ10461

[All Photos \(3\)](#)

Product No.	Clonality	Application	Species Reactivity	Citations	SDS
SAB2500341	polyclonal	ELISA (i), FACS, IF	human		



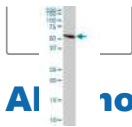
Anti-EDG3 antibody produced in mouse

[All Photos \(4\)](#)

Product No.	Clonality	Application	Species Reactivity	Citations	SDS
SAB1405741	polyclonal	FACS, WB	human		



Anti-EFEMP2 antibody produced in mouse



Synonym(s): Anti-FBLN4, Anti-UPH1

All Photos (3)

Product No.	Clonality	Application	Species Reactivity	Citations
SAB1400526	polyclonal	FACS, WB	human	




ANTI-EFTUD1 (C-TERM) antibody produced in rabbit

Synonym(s): EFTUD1, Elongation factor Tu GTP-binding domain-containing protein 1, FAM42A

All Photos (3)


Product No.	Clonality	Application	Species Reactivity	Citations	SDS
SAB1301151	polyclonal	FACS, IHC, WB	mouse, human		



Anti-EGFR Antibody, clone 7F12.1

All Photos (3)


Product No.	Clonality	Application	Species Reactivity	Citations	SDS
MABS835	7F12.1, monoclonal	FACS, ICC, WB	human		



Anti-EGFRvIII Antibody, clone DH8.3

All Photos (1)

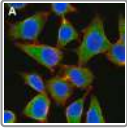
Product No.	Clonality	Application	Species Reactivity	Citations	SDS
MABS1915M	DH8.3, monoclonal	ELISA, FACS, IHC, IP, WB	human		



Anti-EGFRvIII mutation Antibody, clone L8A4

All Photos (1)



Product No.	Clonality	Application	Species Reactivity	Citations	SDS
MABC1126	L8A4, monoclonal	ELISA, FACS, ICC, IHC (p), WB	human		

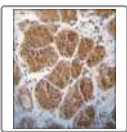


Anti-eIF-2α Antibody, clone 3M6 ZooMAb[®] Rabbit Monoclonal

All

Photos (18)

Product No.	Clonality	Application	Species Reactivity	Citations	SDS
ZRB1560	3M6, recombinant monoclonal	FACS, ICC, WB, affinity binding assay	human	 	



ANTI-EIF2C2 (N-TERM) antibody produced in rabbit

Synonym(s): Ago2, Argonaute-2, Eif2c2, Eukaryotic translation initiation factor 2C 2, Kiaa4215, Piwi/argonaute family protein melF2C2, Slicer protein, eIF-2C 2, eIF2C 2

All

Photos (2)

Product No.	Clonality	Application	Species Reactivity	Citations	SDS
SAB1303264	polyclonal	FACS, IHC, WB	human	1	



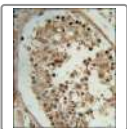
ANTI-EIF3CL(N-TERMINAL) antibody produced in rabbit

Synonym(s): EIF3C, EIF3S8, Eukaryotic translation initiation factor 3 subunit 8, Eukaryotic translation initiation factor 3 subunit C, eIF3 p110

All

Photos (1)

Product No.	Clonality	Application	Species Reactivity	Citations	SDS
SAB1306476	polyclonal	FACS, IHC, WB	human	5	



ANTI-ELOVL2 (N-TERM) antibody produced in rabbit

Synonym(s): ELOVL2, Elongation of very long chain fatty acids protein 2, SSC2

All Photos (1)

Product No.	Clonality	Application	Species Reactivity	Citations	SDS
SAB1303025	polyclonal	FACS, IHC, WB	human		



Anti-EN-RAGE antibody produced in goat

Synonym(s): Anti-CAGC, Anti-S100 calcium binding protein A12, Anti-S100A12, Anti-p6


All Photos (1)

Product No.	Clonality	Application	Species Reactivity	Citations	SDS
E1032	polyclonal	FACS, IHC, WB	human	4	

All Photos (1) ANTI-ENAM(C-TERMINAL) antibody produced in rabbit

Synonym(s): ENAM, Enamelin

Product No.	Clonality	Application	Species Reactivity	Citations	SDS
SAB1307195	polyclonal	FACS, IHC, WB	human		




Anti-Endoglin (CD105) Antibody, clone 44G4

All Photos (1)

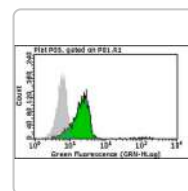
Product No.	Clonality	Application	Species Reactivity	Citations	SDS
MABT117	44G4, monoclonal	FACS, IHC, IP	human	4	



Sigma-Aldrich
SAB4700606
Monoclonal
Anti-Kappa...



Sigma-Aldrich
C7492
Monoclonal
Anti-...





Sigma-Aldrich
MABT18
Anti-Delta
Antibody,



Anti-Endoglin Antibody, clone 1115 ZooMAb® Rabbit Monoclonal



Photos (9)


Product No.	Clonality	Application	Species Reactivity	Citations	SDS
ZRB1297	1I15, recombinant monoclonal	FACS, IHC (p), WB, affinity binding assay	human	 	



Anti-Endoglin Antibody, clone P3D1

All Photos (3)

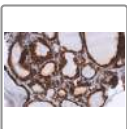
Product No.	Clonality	Application	Species Reactivity	Citations	SDS
05-1424	P3D1, monoclonal	ELISA, FACS, ICC, IHC, IP, WB	mouse, human	10	



Anti-Endomucin Antibody, clone V.5C7



All Photos (2)


Product No.	Clonality	Application	Species Reactivity	Citations	SDS
MAB2624	V.5C7, monoclonal	FACS, IHC, IP, WB	mouse	14	



Anti-Endoplasmin/GRP94 Antibody, clone 4G22 ZooMAb[®] Rabbit Monoclonal

All Photos (9)


Product No.	Clonality	Application	Species Reactivity	Citations	SDS
ZRB1788	4G22, recombinant monoclonal	FACS, IHC, WB, affinity binding assay	human, monkey, mouse	 	



Anti-Endosialin Antibody, clone B1/35

All Photos (1)

Product No.	Clonality	Application	Species Reactivity	Citations	SDS
MAB2626	B1/35, monoclonal	FACS, IF, IP, WB	human	4	



Anti-Endothelial Cell Protein C Receptor antibody, Rat monoclonal

Synonym(s): Anti-EPCR, Monoclonal Anti-Endothelial Cell Protein C Receptor antibody produced in rat

All Photos (2)

Product No.	Clonality	Application	Species Reactivity	Citations	SDS
E6405	RCR-379, monoclonal	FACS	human	7	
E6280	RCR-252, monoclonal	ARR, FACS	human	9	



Anti-Endothelial Cells antibody, Mouse monoclonal

Synonym(s): Anti-CD146

All Photos (1)

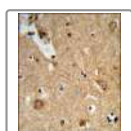
Product No.	Clonality	Application	Species Reactivity	Citations
E9653	P1H12, monoclonal	ARR, ELISA (i), FACS, ICC, IHC, IP	human	7



Anti-Endothelial Protein C Receptor Antibody, clone 1560

All Photos (1)

Product No.	Clonality	Application	Species Reactivity	Citations	SDS
MABS1272	1560, monoclonal	FACS, inhibition assay	mouse		



ANTI-ENTPD2 (N-TERM) antibody produced in rabbit

Synonym(s): CD39 antigen-like 1, CD39L1, ENTPD2, Ecto-ATP diphosphohydrolase 2, Ecto-ATPDase 2, Ecto-ATPase 2, Ectonucleoside triphosphate diphosphohydrolase 2, NTPDase 2

All Photos (2)

Product No.	Clonality	Application	Species Reactivity	Citations	SDS
SAB1303157	polyclonal	FACS, IHC, WB	human		

Product No.	Clonality	Application	Species Reactivity	Citations	SDS
-------------	-----------	-------------	--------------------	-----------	-----






Anti-EpCAM Antibody, clone 1B8 , ZooMAb[®] Rabbit Monoclonal

All

Photos (15)

Synonym(s): Adenocarcinoma-associated antigen, CD326, Cell surface glycoprotein Trop-1, EGP, EGP314, Epithelial cell adhesion molecule, Epithelial cell surface antigen, Epithelial glycoprotein, Epithelial glycoprotein 314, KS 1/4 antigen, KSA, Major gastrointestinal tumor-associated protein GA733-2, Tumor-associated calcium signal transducer 1, hEGP314

Product No.	Clonality	Application	Species Reactivity	Citations	SDS
ZRB1215	1B8, recombinant monoclonal	FACS, IF, IHC (p), WB	human	1	 



Anti-EPCR Antibody, clone JRK1535

All Photos (2)



Product No.	Clonality	Application	Species Reactivity	Citations	SDS
MABS1271	JRK1535, monoclonal	FACS, Neutral	human	1	




Anti-EphA2 Antibody, clone 2C3 ZooMAb[®] Rabbit Monoclonal

All

Photos (14)

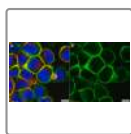
Product No.	Clonality	Application	Species Reactivity	Citations	SDS
ZRB1997	2C3, recombinant monoclonal	FACS, ICC, IHC, WB, affinity binding assay	human, monkey		 



Anti-EphA2 Antibody, clone F2-27



All Photos (1)

Product No.	Clonality	Application	Species Reactivity	Citations	SDS
MABS2026	F2-27, monoclonal	FACS, IP, inhibition assay	human		



Anti-EphA2 Antibody, clone F2-27 ZooMAb[®] Mouse Monoclonal

[All Photos \(7\)](#)

Product No.	Clonality	Application	Species Reactivity	Citations	SDS
ZMS1181	F2-27, recombinant monoclonal	ELISA, FACS, ICC, WB	human	 	



Anti-EphB4 antibody produced in goat

[All Photos \(1\)](#)

Product No.	Clonality	Application	Species Reactivity	Citations
E4779	polyclonal	FACS, IHC, WB	mouse	3



Anti-Ephrin-B2 antibody produced in goat

[All Photos \(1\)](#)

Product No.	Clonality	Application	Species Reactivity	Citations	SDS
E7525	polyclonal	FACS, ICC, WB	mouse	2	



Anti-Epidermal Growth Factor Receptor/Erb B1 antibody produced in goat

Synonym(s): Anti-EGFR, Anti-ERBB, Anti-HER1, Anti-PIG61

[All Photos \(1\)](#)

Product No.	Clonality	Application	Species Reactivity	Citations	SDS
E1157	polyclonal	ELISA (c), FACS, IP, WB	human	5	



Anti-EPO-R Antibody, clone VP-2E8



otos (2)


Product No.	Clonality	Application	Species Reactivity	Citations	SDS
MABS1287	VP-2E8, monoclonal	FACS, ICC, IF, IP	human		



Anti-ErbB-3/HER3 Antibody, clone 1C8 ZooMAb[®] Rabbit Monoclonal

All Photos (14)

Product No.	Clonality	Application	Species Reactivity	Citations	SDS
ZRB1607	1C8, recombinant monoclonal	FACS, ICC, IHC (p), WB, affinity binding assay	rat, human	 	



Anti-ErbB-3/HER3 Antibody, clone NG33



All Photos (1)

Product No.	Clonality	Application	Species Reactivity	Citations	SDS
MABC1745	NG33, monoclonal	ELISA, FACS, IP	human		



Anti-ErbB2/HER-2 Antibody, clone 1B13 ZooMAb[®] Rabbit Monoclonal



All Photos (12)

Product No.	Clonality	Application	Species Reactivity	Citations	SDS
ZRB1245	1B13, recombinant monoclonal	FACS, ICC, IHC (p), WB, affinity binding assay	human	 	



Anti-erbB4/HER4 Antibody, clone 1B7 ZooMAb® Rabbit Monoclonal

[All Photos](#) (8)

Product No.	Clonality	Application	Species Reactivity	Citations	SDS
ZRB2382	1B7, recombinant monoclonal	FACS, ICC, IHC, WB, affinity binding assay	human, mouse, rat	 	



Anti-Extrahepatic biliary cells Antibody, clone GB5

[All Photos](#) (1)

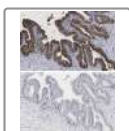
Product No.	Clonality	Application	Species Reactivity	Citations	SDS
MABS2199	GB5, monoclonal	FACS, IF, IHC	human		



Anti-Extrahepatic biliary cells Antibody, clone hGB6

[All Photos](#) (1)

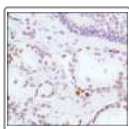
Product No.	Clonality	Application	Species Reactivity	Citations	SDS
MABS2205	hGB6, monoclonal	FACS, IF, IHC (p)	human		



Anti-Extrahepatic biliary cells Antibody, clone hGB8

[All Photos](#) (1)

Product No.	Clonality	Application	Species Reactivity	Citations	SDS
MABS2214	hGB8, monoclonal	FACS, IF, IHC (p)	human		



Anti-EZH2 antibody, Rabbit monoclonal



All Photos (3)


Product No.	Clonality	Application	Species Reactivity	Citations	SDS
SAB5500102	SP129, monoclonal	FACS, IHC	human (tested)	1	



Anti-Ezrin Antibody, clone 1D15 ZooMAb[®] Rabbit Monoclonal

All Photos (15)

Product No.	Clonality	Application	Species Reactivity	Citations	SDS
ZRB1253	1D15, monoclonal recombinant monoclonal	FACS, ICC, IHC (p), WB, affinity binding assay	human, rat, mouse	 	



Anti-F4/80 (mouse), APC, clone BM8.1 Antibody

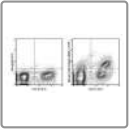
All Photos (1)

Product No.	Clonality	Application	Species Reactivity	Citations	SDS
MABF152B	BM8.1, monoclonal	FACS	mouse	1	

**All
Photos** (1)

Anti-F4/80 (mouse), clone BM8.1, biotin conjugate Antibody

Product No.	Clonality	Application	Species Reactivity	Citations	SDS
MABF152C	BM8.1, monoclonal	FACS	mouse		




Anti-F4/80 (mouse), FITC, clone BM8.1 Antibody

All Photos (1)

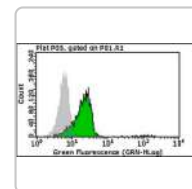
Product No.	Clonality	Application	Species Reactivity	Citations	SDS
MABF152D	BM8.1, monoclonal	FACS	mouse		



Sigma-Aldrich
SAB4700606
Monoclonal
Anti-Kappa...



Sigma-Aldrich
C7492
Monoclonal
Anti-...



Sigma-Aldric
MABT18
Anti-Delta
Antibody,

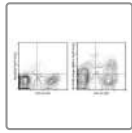


Anti-F4/80 (mouse), PE, clone BM8.1 Antibody



otos (1)

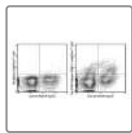
Product No.	Clonality	Application	Species Reactivity	Citations	SDS
MABF152E	BM8.1, monoclonal	FACS	mouse		



Anti-F4/80 (mouse), PerCP-Cy5.5, clone BM8.1 Antibody

[All Photos](#) (1)

Product No.	Clonality	Application	Species Reactivity	Citations	SDS
MABF153A	BM8.1, monoclonal	FACS	mouse		



Anti-F4/80 (mouse), violetFluor[®] 450, clone BM8.1 Antibody



[All Photos](#) (1)

Product No.	Clonality	Application	Species Reactivity	Citations	SDS
MABF153B	BM8.1, monoclonal	FACS	mouse		



Anti-F4/80 Antibody, clone 2F10 ZooMAb[®] Rabbit Monoclonal

[All Photos](#) (15)

Product No.	Clonality	Application	Species Reactivity	Citations	SDS
ZRB1277	2F10, monoclonal recombinant monoclonal	FACS, ICC, IHC (p), WB, affinity binding assay	human, mouse	 	




ANTI-F91A1 (N-TERM) antibody produced in rabbit

Synonym(s): FAM91A1, Protein FAM91A1

[All Photos](#) (2)

Product No.	Clonality	Application	Species Reactivity	Citations	SDS
SAB1302919	polyclonal	FACS, IHC, WB	human		



Anti-FABP2 Antibody, clone 9A9B7B3

[All Photos](#) (4)

Product No.	Clonality	Application	Species Reactivity	Citations	SDS
MABN698	9A9B7B3, monoclonal	FACS, IF, IHC, WB	human, mouse		




ANTI-FADS2 (CENTER) antibody produced in rabbit

Synonym(s): FADS2

[All Photos](#) (2)

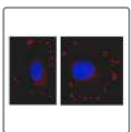
Product No.	Clonality	Application	Species Reactivity	Citations	SDS
SAB1303849	polyclonal	FACS, WB	mouse, human		



Anti-FAK Antibody, clone 4.47, Alexa Fluor™ 488 conjugate

[All Photos](#) (1)

Product No.	Clonality	Application	Species Reactivity	Citations	SDS
16-233	4.47, monoclonal	FACS, ICC, WB	human, rat, mouse	9	



Anti-FAK Antibody, clone 4.47, Alexa Fluor™ 555 conjugate

[All Photos](#) (1)

Product No.	Clonality	Application	Species Reactivity	Citations	SDS
16-234	4.47, monoclonal	FACS, ICC, WB	rat, mouse, human	2	



ANTI-FAM155A (N-TERM) antibody produced in rabbit

Synonym(s): FAM155A, Transmembrane protein FAM155A

[All Photos](#) (1)



Product No.	Clonality	Application	Species Reactivity	Citations	SDS
SAB1303687	polyclonal	FACS, WB	human		




Anti-FAM49A Antibody, clone 2D6 ZooMAb[®] Rabbit Monoclonal

Synonym(s): CYFIP-related Rac1 interactor A:CYRIA

All Photos (12)

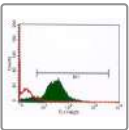
Product No.	Description	SDS
ZRB1196	recombinant, expressed in HEK 293 cells	 



Anti-FAP Antibody, clone 73.3

All Photos (1)

Product No.	Clonality	Application	Species Reactivity	Citations	SDS
MABC1145	73.3, monoclonal	FACS	mouse	1	

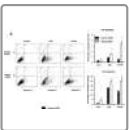


Anti-Fas (CD95/Apo-1) antibody, Mouse monoclonal

Synonym(s): Monoclonal Anti-Fas, Anti-Apo-1, Anti-CD95

All Photos (1)

Product No.	Clonality	Application	Species Reactivity	Citations	SDS
F4424	DX2, monoclonal	ARR, FACS	human	8	



Anti-Fas Antibody (human, activating), clone CH11

All Photos (2)


Product No.	Clonality	Application	Species Reactivity	Citations	SDS
05-201	CH11, monoclonal	FACS, ICC, WB	human	325	



Anti-Fas Antibody (human, neutralizing), clone ZB4

[All Photos](#) (1)

Product No.	Clonality	Application	Species Reactivity	Citations	SDS
05-338	ZB4, monoclonal	FACS, Neutral, WB	human	42	



Anti-Fas Antibody, clone SM1/1



[All Photos](#) (1)


Product No.	Clonality	Application	Species Reactivity	Citations	SDS
MAB3061	SM1/1, monoclonal	FACS	human	2	



Anti-Fas/CD95 Antibody, clone 1F17 ZooMAb[®] Rabbit Monoclonal

[All Photos](#) (9)

Product No.	Clonality	Application	Species Reactivity	Citations	SDS
ZRB2342	1F17, recombinant monoclonal	FACS, ICC, IHC, WB, affinity binding assay	human		 

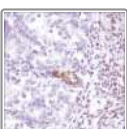


ANTI-FBRSL1 (C-TERM) antibody produced in rabbit

Synonym(s): AUTS2L, FBRSL1, Fibrosin-1-like protein, KIAA1545, XTP9

[All Photos](#) (1)

Product No.	Clonality	Application	Species Reactivity	Citations	SDS
SAB1302380	polyclonal	FACS, WB	human		



Anti-FBXW7 antibody, Rabbit monoclonal

All Photos (2)


Product No.	Clonality	Application	Species Reactivity	Citations	SDS
SAB5500104	SP237, monoclonal	FACS, IHC	human (tested)		



Anti-FcεRI α subunit Antibody

All Photos (1)

Product No.	Clonality	Application	Species Reactivity	Citations	SDS
05-468	monoclonal	FACS, IP	rat	1	



Anti-FcεRI Antibody, γ subunit



All Photos (2)

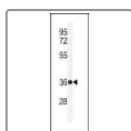
Product No.	Clonality	Application	Species Reactivity	Citations	SDS
06-727	polyclonal	FACS, WB	human, rat, mouse	35	



Anti-FcεRI γ-subunit Antibody, clone 1B6 ZooMAb[®] Rabbit Monoclonal

All Photos (15)

Product No.	Clonality	Application	Species Reactivity	Citations	SDS
ZRB1259	1B6, monoclonal recombinant monoclonal	FACS, ICC, IHC (p), WB, affinity binding assay	rat, human, mouse	 	

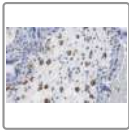


ANTI-FCGR1A (CENTER) antibody produced in rabbit

Synonym(s): FCG1, FCGR1, FCGR1A, High affinity immunoglobulin gamma Fc receptor I, IGFR1



All Photos (1)


Product No.	Clonality	Application	Species Reactivity	Citations	SDS
SAB1307180	polyclonal	FACS, IHC, WB	human	1	



Anti-FCGR2B/CD32 Antibody, clone 3G17 ZooMAb[®] Rabbit Monoclonal

[All Photos](#) (12)


Product No.	Clonality	Application	Species Reactivity	Citations	SDS
ZRB1276	3G17, recombinant monoclonal	FACS, ICC, IHC (p), WB, affinity binding assay	human	 	



Anti-FcγRII (human) Antibody, clone AT10

[All Photos](#) (3)


Product No.	Clonality	Application	Species Reactivity	Citations	SDS
MABF925	AT10, monoclonal	FACS	human	3	



Anti-FcγRII/III Antibody, clone Ab93

[All Photos](#) (1)


Product No.	Clonality	Application	Species Reactivity	Citations	SDS
MABF838	93, monoclonal	FACS, ICC, activity assay	mouse	1	



Anti-FcγRIIb/c Antibody, clone 4F5

[All Photos](#) (3)

Product No.	Clonality	Application	Species Reactivity	Citations	SDS
MABF842	4F5, monoclonal	FACS, ICC, IHC, IP, WB	human		




Anti-FcγRIV (CD16-2) Antibody, clone 9E9

[All Photos](#) (2)

Product No.	Clonality	Application	Species Reactivity	Citations	SDS
MABF853	9E9, monoclonal	FACS, Neutral	mouse		

All Photos (1) Anti-FcRH5 Antibody, clone F25

Product No.	Clonality	Application	Species Reactivity	Citations	SDS
MABF2103	F25, monoclonal	ELISA, FACS, WB	human		



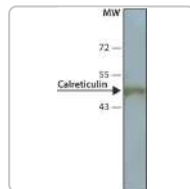
Anti-FcRH5 Antibody, clone F56

All Photos (1)

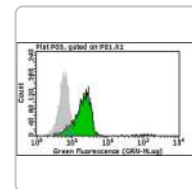
Product No.	Clonality	Application	Species Reactivity	Citations	SDS
MABF2102	F56, monoclonal	ELISA, FACS, ICC, WB	human		




Sigma-Aldrich
SAB4700606
 Monoclonal
 Anti-Kappa...



Sigma-Aldrich
C7492
 Monoclonal
 Anti-...



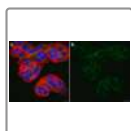
Sigma-Aldric
MABT18
 Anti-Delta
 Antibody,



Anti-FGF23 Antibody, clone 278-2

All Photos (3)


Product No.	Clonality	Application	Species Reactivity	Citations	SDS
MABS460	278-2, monoclonal	FACS, WB	human		
MABS460-I	278-2, monoclonal	FACS, WB	human		



Anti-FGFR4 Antibody, clone BT53

All Photos (1)


Product No.	Clonality	Application	Species Reactivity	Citations	SDS
MABC1110	BT53, monoclonal	ELISA, FACS, ICC	human		



Anti-FGFR-4 Antibody, clone 29.2

All Photos (2)

Product No.	Clonality	Application	Species Reactivity	Citations	SDS
MABC1127	29.2, monoclonal	FACS	human		



ANTI-FIBB(N-TERMINAL) antibody produced in rabbit

Synonym(s): FGB, Fibrinogen beta chain, Fibrinopeptide B



All Photos (1)

Product No.	Clonality	Application	Species Reactivity	Citations	SDS
SAB1306505	polyclonal	FACS, IHC, WB	human		



Anti-Fibroblast Antibody, clone TE-7 ZooMAb[®] Mouse Monoclonal

All Photos (15)

Product No.	Clonality	Application	Species Reactivity	Citations	SDS
ZMS1048	TE-7, recombinant monoclonal	FACS, ICC, IHC (p)	human	 	



Anti-Fibroblasts Antibody, clone TE-7



[All Photos](#) (1)

Product No.	Clonality	Application	Species Reactivity	Citations	SDS
CBL271	TE-7, monoclonal	FACS, ICC, IF, IHC	human	28	



Anti-Filamin A Antibody, clone PM6/317 ZooMAb® Mouse Monoclonal

[All Photos](#) (14)

Product No.	Clonality	Application	Species Reactivity	Citations	SDS
ZMS1175	PM6/317, recombinant monoclonal	FACS, ICC, IHC, WB	human	 	



Anti-Filamin A Antibody, clone TI10, Ascites Free

[All Photos](#) (2)

Product No.	Clonality	Application	Species Reactivity	Citations	SDS
MAB1680-C	TI10, monoclonal	FACS, ICC, IF, IHC, IP, WB	human		



Anti-FLAP/ALOX5AP, C-Terminal antibody produced in goat

Synonym(s): Anti-Arachidonate 5-lipoxygenase-activating protein, Anti-MK-886-binding protein

[All Photos](#) (1)



Product No.	Clonality	Application	Species Reactivity	Citations
SAB2500402	polyclonal	ELISA (i), FACS, IF, IHC, WB	human	

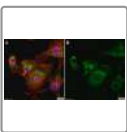


Anti-Flotillin 1 Antibody, clone 1F12-L1 ZooMAb[®] Rabbit Monoclonal

All

Photos (10)

Product No.	Clonality	Application	Species Reactivity	Citations	SDS
ZRB1801	1F12-L1, recombinant monoclonal	FACS, IHC (p), WB, affinity binding assay	mouse, rat, human	 	







Anti-FLT4 Antibody, clone 2F4 ZooMAb[®] Rabbit Monoclonal

Synonym(s): Anti-TIM-3 Antibody, clone RMT3-23 ZooMAb[®] Rat Monoclonal

All

Photos (8)

Product No.	Clonality	Application	Species Reactivity	Citations	SDS
ZRB2222	2F4, recombinant monoclonal	ELISA, FACS, ICC, WB, affinity binding assay	mouse, human	  	



Anti-Fmc-7 (B-Cell Lymphocyte Marker), clone Fmc-7 Antibody

All

Photos (2)

Product No.	Clonality	Application	Species Reactivity	Citations	SDS
MAB1217-I	Fmc-7, monoclonal	FACS, WB	human		




ANTI-FNDC5 (C-TERM) antibody produced in rabbit

Synonym(s): FNDC5, FRCP2, Fibronectin type III domain-containing protein 5, Fibronectin type III repeat-containing protein 2

All

Photos (1)

Product No.	Clonality	Application	Species Reactivity	Citations	SDS
SAB1301655	polyclonal	FACS, WB	human	1	

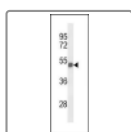


ANTI-FOLR2(N-TERMINAL) antibody produced in rabbit

Synonym(s): FOLR2, Folate receptor 2, Folate receptor beta, Folate receptor, fetal/placental, Placental folate-binding protein

All Photos (1)

Product No.	Clonality	Application	Species Reactivity	Citations	SDS
SAB1307181	polyclonal	FACS, IHC, WB	human, mouse	2	




ANTI-FOXG1 (CENTER) antibody produced in rabbit

Synonym(s): FKHL2, FKHL1, FKHL2, FKHL3, FOXG1

All Photos (1)


Product No.	Clonality	Application	Species Reactivity	Citations	SDS
SAB1307246	polyclonal	FACS, IF, WB	human, mouse	1	



Anti-Foxp3 Antibody (mouse), APC, clone 3G3

All Photos (2)

Product No.	Clonality	Application	Species Reactivity	Citations	SDS
MABF462	3G3, monoclonal	FACS	mouse		
MABF730	3G3, monoclonal	FACS	mouse		



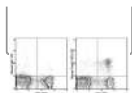
Anti-Foxp3 Antibody (mouse), FITC, clone 3G3

All Photos (2)

Product No.	Clonality	Application	Species Reactivity	Citations	SDS
MABF463	3G3, monoclonal	FACS	mouse		
MABF731	3G3, monoclonal	FACS	mouse		

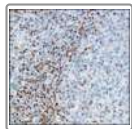


Anti-Foxp3 Antibody (mouse), PE, clone 3G3



[All Photos](#) (2)


Product No.	Clonality	Application	Species Reactivity	Citations	SDS
MABF464	3G3, monoclonal	FACS	mouse		
MABF732	3G3, monoclonal	FACS	mouse		



Anti-FOXP1 antibody, Rabbit monoclonal

[All Photos](#) (3)

Product No.	Clonality	Application	Species Reactivity	Citations	SDS
SAB5500108	SP133, monoclonal	FACS, IHC	human (tested)		



Anti-FPR2 Antibody

[All Photos](#) (2)

Product No.	Clonality	Application	Species Reactivity	Citations	SDS
ABF118	polyclonal	FACS, WB	human	2	



Anti-FPR1 Antibody, clone 1D14 ZooMAb[®] Rabbit Monoclonal

[All Photos](#) (8)

Product No.	Clonality	Application	Species Reactivity	Citations	SDS
ZRB2730	recombinant monoclonal	FACS, ICC, IHC, WB, affinity binding assay	human, rat, mouse		



Anti-FPR1, C-Term Dephospho Antibody, clone NFPRb

[All Photos](#) (1)

Product No. Description

MABF287



Anti-FPR1/2 Antibody, clone NFPR1

[All Photos](#) (1)

Product No.	Clonality	Application	Species Reactivity	Citations	SDS
MABF271	NFPR1, monoclonal	FACS, ICC, IP, WB	human		



Anti-Fragile X Mental Retardation Protein Antibody, clone 1C3



[All Photos](#) (2)

Product No.	Clonality	Application	Species Reactivity	Citations	SDS
MAB2160	1C3, monoclonal	ELISA, ICC, IHC (p), WB	mouse, human, rat	59	



Anti-Fyn Antibody, clone 2F15 ZooMAb[®] Rabbit Monoclonal



[All Photos](#) (14)


Product No.	Clonality	Application	Species Reactivity	Citations	SDS
ZRB1904	2F15, recombinant monoclonal	FACS, ICC, IHC (p), WB, affinity binding assay	rat, mouse, human	 	



Anti-gamma-Actin Antibody, clone 6J13 ZooMAb[®] Rabbit Monoclonal

[All Photos](#) (11)

Product No.	Clonality	Application	Species Reactivity	Citations	SDS
ZRB1166	6J13, monoclonal recombinant monoclonal	FACS, ICC, IHC (p), WB	human, mouse, rat	 	




ANTI-GAB4 (N-TERM) antibody produced in rabbit

Synonym(s): GAB4, GRB2-associated-binding protein 4

[All Photos](#) (1)

Product No.	Clonality	Application	Species Reactivity	Citations	SDS
SAB1302190	polyclonal	FACS, WB	human		



ANTI-GAL3ST2 (C-TERM) antibody produced in rabbit

Synonym(s): GAL3ST2, GP3ST, Galactose-3-O-sulfotransferase 2

[All Photos](#) (2)

Product No.	Clonality	Application	Species Reactivity	Citations	SDS
SAB1301491	polyclonal	FACS, IHC, WB	hamster, human		

All Photos (2) **Anti-GAPDH antibody, Rabbit monoclonal**




Product No.	Clonality	Application	Species Reactivity	Citations	SDS
SAB5600208	RM114, monoclonal recombinant monoclonal	ChIP, ELISA, FACS, ICC, IHC, IP, WB	all	5	



Anti-GATA4 Antibody, clone 1K15 ZooMAb® Rabbit Monoclonal

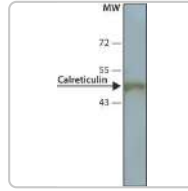
Synonym(s): Anti-ReIB Antibody, clone 1M14 ZooMAb® Rabbit Monoclonal

All Photos (9)

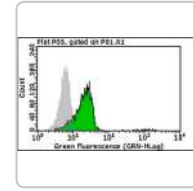
Product No.	Clonality	Application	Species Reactivity	Citations	SDS
ZRB1601	1K15, recombinant monoclonal	FACS, ICC, IHC, WB, affinity binding assay	mouse, rat, human		  



Sigma-Aldrich
SAB4700606
 Monoclonal
 Anti-Kappa...



Sigma-Aldrich
C7492
 Monoclonal
 Anti-...





Sigma-Aldrich
MABT18
 Anti-Delta
 Antibody,



Anti-GCLM Antibody, clone 1D19 ZooMAb[®] Rabbit Monoclonal

All Photos (12)

Product No.	Clonality	Application	Species Reactivity	Citations	SDS
ZRB2011	1D19, recombinant monoclonal	FACS, ICC, IHC, WB, affinity binding assay	mouse, human, monkey	 	



Anti-gC1q-R/p33 Antibody, CT, aa 204-218, clone 74.5.2

All Photos (1)

Product No.	Clonality	Application	Species Reactivity	Citations	SDS
MAB1160	74.5.2, monoclonal	ELISA, FACS, IP, WB	mouse, human	1	



Anti-GD3, 9-O-acetyl Antibody, clone UM4D4




All Photos (1)

Product No.	Description	SDS
MABF978		



Anti-GDF15/NAG-1 Antibody, clone 1K11 ZooMAb[®] Rabbit Monoclonal

All Photos (8)

Product No.	Clonality	Application	Species Reactivity	Citations	SDS
ZRB2590	recombinant monoclonal	FACS, ICC, IHC, WB, affinity binding assay	human	  	



ANTI-GFRAL (C-TERM) antibody produced in rabbit

Synonym(s): C6orf144, GDNF family receptor alpha-like, GFRAL

All Photos (2)

Product No.	Clonality	Application	Species Reactivity	Citations	SDS
SAB1301078	polyclonal	FACS, IHC, WB	human		



ANTI-GGNBP2 (C-TERM) antibody produced in rabbit

Synonym(s): GGNBP2, LCRG1, LZK1, ZNF403

All Photos (2)

Product No.	Clonality	Application	Species Reactivity	Citations	SDS
SAB1302973	polyclonal	FACS, IHC, WB	human	1	




ANTI-GGTLA1(N-TERMINAL) antibody produced in rabbit

Synonym(s): GGT5, GGTLA1, Gamma-glutamyl transpeptidase-related enzyme, Gamma-glutamyltransferase 5, Gamma-glutamyltransferase-like activity 1

All Photos (1)

Product No.	Clonality	Application	Species Reactivity	Citations	SDS
SAB1306528	polyclonal	FACS, IHC, WB	mouse, human		



Anti-GIT2 antibody produced in mouse

All Photos (3)

Product No.	Clonality	Application	Species Reactivity	Citations
SAB1406886	polyclonal	FACS, WB	human	

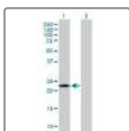


Anti-Glial Fibrillary Acidic Protein antibody produced in rabbit

Synonym(s): Anti-FLJ45472, Anti-GFAP, Anti-Intermediate filament protein

All Photos (1)

Product No.	Clonality	Application	Species Reactivity	Citations	SDS
G4546	polyclonal	FACS, IHC, WB	human, rat, mouse	32	



Anti-GLIPR1L1 antibody produced in mouse

All Photos (2)

Product No.	Clonality	Application	Species Reactivity	Citations
SAB1402071	polyclonal	FACS, WB	human	

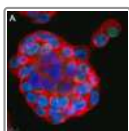


ANTI-GLP1 (CENTER) antibody produced in rabbit

Synonym(s): GATA-like protein 1, GLP1



All Photos (1)

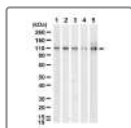
Product No.	Clonality	Application	Species Reactivity	Citations
SAB1301623	polyclonal	FACS, WB	human	2



Anti-GLS2 Antibody, clone 3G12 ZooMAb[®] Rabbit Monoclonal



All Photos (9)

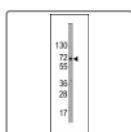
Product No.	Clonality	Application	Species Reactivity	Citations	SDS
ZRB1473	3G12, recombinant monoclonal	FACS, ICC, WB, affinity binding assay	human, rat		 



Anti-GLTSCR1L Antibody, clone 1L13 ZooMAb[®] Rabbit Monoclonal

All
Photos (8)

Product No.	Clonality	Application	Species Reactivity	Citations	SDS
ZRB1528	1L13, recombinant monoclonal	FACS, WB, affinity binding assay	human, mouse	 	



ANTI-GLUT2 (SLC2A2) (N-TERM) antibody produced in rabbit

Synonym(s): GLUT-2, Glucose transporter type 2, liver



All
Photos (1)

Product No.	Clonality	Application	Species Reactivity	Citations	SDS
SAB1303865	polyclonal	FACS, WB	human	1	



Anti-GLUT-4 Antibody, clone 1M13 ZooMAb[®] Rabbit Monoclonal

All
Photos (20)

Product No.	Clonality	Application	Species Reactivity	Citations	SDS
ZRB1240	1M13, monoclonal recombinant monoclonal	FACS, ICC, IHC (p), WB	mouse, rat, human	 	



Anti-Glutathione-S-Transferase-pi Antibody, mammalian form

All
Photos (1)

Product No.	Clonality	Application	Species Reactivity	Citations	SDS
AB8902	polyclonal	ELISA, FACS, IHC, RIA, WB	human	7	



Anti-Glutathione: N-ethylmaleimide adduct Antibody, clone 8.1GSH

[All](#)

[Photos](#) (1)

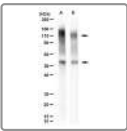
Product No.	Clonality	Application	Species Reactivity	Citations	SDS
MAB3194	8.1GSH, monoclonal	ELISA, FACS, ICC, IHC, WB		10	



Anti-Glycoprotein (MDR) antibody, Mouse monoclonal

[All Photos](#) (1)

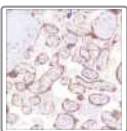
Product No.	Clonality	Application	Species Reactivity	Citations	SDS
SAB4200775	F4, monoclonal	FACS, ICC, IHC, IP	hamster, human	6	



Anti-Glypican-2 Antibody, clone CT3

[All Photos](#) (1)

Product No.	Clonality	Application	Species Reactivity	Citations	SDS
MABC1786	CT3, monoclonal	ELISA, FACS, IHC, WB, inhibition assay	human		



Anti-Glypican-3 antibody, Rabbit monoclonal

[All Photos](#) (3)



Product No.	Clonality	Application	Species Reactivity	Citations	SDS
SAB5500115	SP86, monoclonal	FACS, IHC	human (tested)		



Anti-GM130 Antibody, clone 2M19 ZooMAb[®] Rabbit Monoclonal

[All](#)

[Photos](#) (21)

Product No.	Clonality	Application	Species Reactivity	Citations	SDS
ZRB1513	2M19, recombinant monoclonal	FACS, ICC, IHC (p), WB, affinity binding assay	human	 	



Anti-GnRH-R Antibody, clone F1G4

[All Photos](#) (1)

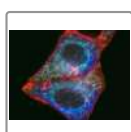
Product No.	Clonality	Application	Species Reactivity	Citations	SDS
MABN1794	FIG4, monoclonal	DB, ELISA, FACS, IHC, WB	human		



Anti-goat IgG (H+L), CF™ 350 antibody produced in chicken

[All Photos](#) (1)

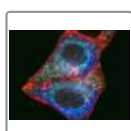
Product No.	Clonality	Application	Species Reactivity	Citations	SDS
SAB4600447	polyclonal	ELISA (i), FACS, ICC, IF, IHC, WB	goat	4	
SAB4600448	polyclonal	ELISA (i), FACS, ICC, IF, IHC, WB	goat		



Anti-Goat IgG (H+L), CF™ 488A antibody produced in chicken

[All Photos](#) (6)

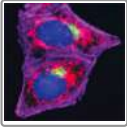
Product No.	Clonality	Application	Species Reactivity	Citations	SDS
SAB4600028	polyclonal	FACS, ICC, IF, IHC	goat	1	



Anti-Goat IgG (H+L), CF™ 488A antibody produced in rabbit

[All Photos](#) (6)

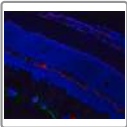
Product No.	Clonality	Application	Species Reactivity	Citations	SDS
SAB4600053	polyclonal	FACS, ICC, IF, IHC	goat	4	



Anti-Goat IgG (H+L), CF™ 555 antibody produced in rabbit

[All Photos](#) (6)

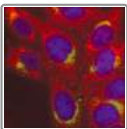
Product No.	Clonality	Application	Species Reactivity	Citations	SDS
SAB4600072	polyclonal	FACS, ICC, IF, IHC	goat	3	



Anti-goat IgG (H+L), CF™ 568 antibody produced in chicken

[All Photos](#) (1)

Product No.	Clonality	Application	Species Reactivity	Citations	SDS
SAB4600422	polyclonal	ELISA (i), FACS, ICC, IF, IHC, WB	goat		



Anti-Goat IgG (H+L), CF™ 568 antibody produced in rabbit


[All Photos](#) (3)

Product No.	Clonality	Application	Species Reactivity	Citations	SDS
SAB4600088	polyclonal	FACS, ICC, IF, IHC	goat		

All Photos (3)

Anti-Goat IgG (H+L), CF™ 594 antibody produced in chicken

Product No.	Clonality	Application	Species Reactivity	Citations	SDS
SAB4600091	polyclonal	FACS, ICC, IF, IHC	goat		




Anti-Goat IgG (H+L), CF™ 594 antibody produced in rabbit

All Photos (3)

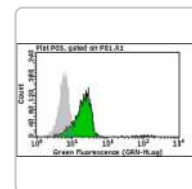
Product No.	Clonality	Application	Species Reactivity	Citations	SDS
SAB4600118	polyclonal	FACS, ICC, IF, IHC	goat		




Sigma-Aldrich
SAB4700606
Monoclonal
Anti-Kappa...



Sigma-Aldrich
C7492
Monoclonal
Anti-...



Sigma-Aldric
MABT18
Anti-Delta
Antibody,




Anti-Goat IgG (H+L), CF™ 633 antibody produced in chicken

[All](#)

[Photos](#) (4)


Product No.	Clonality	Application	Species Reactivity	Citations	SDS
SAB4600124	polyclonal	FACS, ICC, IF, IHC	goat	4	



Anti-Goat IgG (H+L), CF™ 633 antibody produced in rabbit

[All Photos](#) (4)

Product No.	Clonality	Application	Species Reactivity	Citations	SDS
SAB4600148	polyclonal	FACS, ICC, IF, IHC	goat	1	




Anti-Goat IgG (H+L), CF™ 640R antibody produced in rabbit

[All](#)

[Photos](#) (3)

Product No.	Clonality	Application	Species Reactivity	Citations	SDS
SAB4600171	polyclonal	FACS, ICC, IF, IHC	goat		



Anti-Goat IgG (H+L), CF™ 647 antibody produced in rabbit

[All Photos](#) (2)

Product No.	Clonality	Application	Species Reactivity	Citations	SDS
SAB4600188	polyclonal	FACS, ICC, IF, IHC	goat		

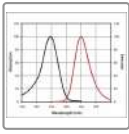


Anti-Goat IgG (H+L), highly cross-adsorbed, Biotin antibody produced in donkey

[All](#)

[Photos](#) (1)


Product No.	Clonality	Application	Species Reactivity	Citations	SDS
SAB4600001	polyclonal	FACS, ICC, IF, IHC	goat	2	



Anti-Goat IgG (H+L), highly cross-adsorbed, CF™ 350 antibody produced in donkey

All
Photos (2)

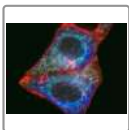
Product No.	Clonality	Application	Species Reactivity	Citations	SDS
SAB4600008	polyclonal	FACS, ICC, IF, IHC	goat	4	



Anti-Goat IgG (H+L), highly cross-adsorbed, CF™ 488A antibody produced in bovine

All
Photos (2)


Product No.	Clonality	Application	Species Reactivity	Citations	SDS
SAB4600233	polyclonal	ELISA (i), FACS, ICC, IF, IHC, WB	goat		



Anti-Goat IgG (H+L), highly cross-adsorbed, CF™ 488A antibody produced in donkey

All
Photos (6)

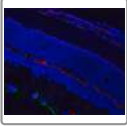
Product No.	Clonality	Application	Species Reactivity	Citations	SDS
SAB4600032	polyclonal	FACS, ICC, IF, IHC	goat	9	



Anti-Goat IgG (H+L), highly cross-adsorbed, CF™ 555 antibody produced in donkey

All
Photos (6)

Product No.	Clonality	Application	Species Reactivity	Citations	SDS
SAB4600059	polyclonal	FACS, ICC, IF, IHC	goat	3	




Anti-Goat IgG (H+L), highly cross-adsorbed, CF™ 568 antibody produced in bovine

[All](#)

[Photos](#) (1)

Product No.	Clonality	Application	Species Reactivity	Citations	SDS
SAB4600308	polyclonal	ELISA (i), FACS, ICC, IF, IHC, WB	goat		

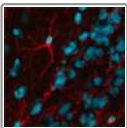


Anti-Goat IgG (H+L), highly cross-adsorbed, CF™ 568 antibody produced in donkey

[All](#)

[Photos](#) (3)

Product No.	Clonality	Application	Species Reactivity	Citations	SDS
SAB4600074	polyclonal	FACS, ICC, IF, IHC	goat	6	

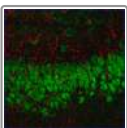


Anti-Goat IgG (H+L), highly cross-adsorbed, CF™ 594 antibody produced in bovine

[All](#)

[Photos](#) (1)

Product No.	Clonality	Application	Species Reactivity	Citations	SDS
SAB4600319	polyclonal	ELISA (i), FACS, ICC, IF, IHC, WB	goat		




Anti-Goat IgG (H+L), highly cross-adsorbed, CF™ 633 antibody produced in bovine

[All](#)

[Photos](#) (2)

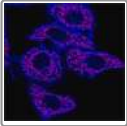
Product No.	Clonality	Application	Species Reactivity	Citations	SDS
SAB4600331	polyclonal	ELISA (i), FACS, ICC, IF, IHC, WB	goat		



Anti-Goat IgG (H+L), highly cross-adsorbed, CF™ 633 antibody produced in donkey

All
Photos (4)


Product No.	Clonality	Application	Species Reactivity	Citations	SDS
SAB4600128	polyclonal	FACS, ICC, IF, IHC	goat		



Anti-Goat IgG (H+L), highly cross-adsorbed, CF™ 640R antibody produced in bovine

All
Photos (1)


Product No.	Clonality	Application	Species Reactivity	Citations	SDS
SAB4600341	polyclonal	ELISA (i), FACS, ICC, IF, IHC, WB	goat		



Anti-Goat IgG (H+L), highly cross-adsorbed, CF™ 640R antibody produced in donkey

All
Photos (3)


Product No.	Clonality	Application	Species Reactivity	Citations	SDS
SAB4600153	polyclonal	FACS, ICC, IF, IHC	goat		



Anti-Goat IgG (H+L), highly cross-adsorbed, CF™ 647 antibody produced in donkey

All
Photos (2)

Product No.	Clonality	Application	Species Reactivity	Citations	SDS
SAB4600175	polyclonal	FACS, ICC, IF, IHC	goat	9	




Anti-Goat IgG (H+L), highly cross-adsorbed, CF™ 660C antibody produced in donkey

All
Photos (2)

Product No.	Clonality	Application	Species Reactivity	Citations	SDS
SAB4600190	polyclonal	FACS, ICC, IF, IHC	goat		

Product No.	Clonality	Application	Species Reactivity	Citations	SDS
-------------	-----------	-------------	--------------------	-----------	-----



Anti-Goat IgG (H+L), highly cross-adsorbed, CF™ 680 antibody produced in donkey

All Photos (3)


Product No.	Clonality	Application	Species Reactivity	Citations	SDS
SAB4600196	polyclonal	FACS, ICC, IF, IHC	goat		



Anti-Goat IgG (H+L), highly cross-adsorbed, CF™ 770 antibody produced in donkey

All Photos (1)

Product No.	Clonality	Application	Species Reactivity	Citations	SDS
SAB4600375	polyclonal	ELISA (i), FACS, ICC, IF, IHC, WB	goat	2	
SAB4600374	polyclonal	ELISA (i), FACS, ICC, IF, IHC, WB	goat		



Anti-Goat IgG (H+L), highly cross-adsorbed, CF594 antibody produced in donkey

All Photos (3)

Product No.	Clonality	Application	Species Reactivity	Citations	SDS
SAB4600095	polyclonal	FACS, ICC, IF, IHC	goat	1	



Anti-Goat IgG (H+L), highly crossed-adsorbed, CF™ 750 antibody produced in donkey

All Photos (1)

Product No.	Clonality	Application	Species Reactivity	Citations	SDS
SAB4600444	polyclonal	ELISA (i), FACS, ICC, IF, IHC, WB	goat	1	

Product No.	Clonality	Application	Species Reactivity	Citations	SDS
SAB4600445	polyclonal	ELISA (i), FACS, ICC, IF, IHC, WB	goat		




ANTI-GP1BB (C-TERM) antibody produced in rabbit

Synonym(s): Antigen CD42b-beta, CD_antigen=CD42c, Flags: Precursor, GP-Ib beta, GP1BB, GPIb-beta, GPIbB, Platelet glycoprotein Ib beta chain

[All Photos](#) (1)

Product No.	Clonality	Application	Species Reactivity	Citations	SDS
SAB1301228	polyclonal	FACS, IHC, WB	human		

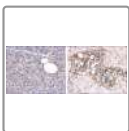


ANTI-G6PC (CENTER) antibody produced in rabbit

Synonym(s): G-6-Pase, G6PC, G6PT, G6Pase, G6Pase-alpha, Glucose-6-phosphatase, Glucose-6-phosphatase alpha

[All Photos](#) (1)

Product No.	Clonality	Application	Species Reactivity	Citations	SDS
SAB1303137	polyclonal	FACS, IHC, WB	human		




Anti-GPC1 antibody produced in rabbit

Synonym(s): FLJ38078, GPC1, glypican

[All Photos](#) (13)

Product No.	Clonality	Application	Species Reactivity	Citations	SDS
SAB2700282	polyclonal	ELISA, FACS, IF, IHC, IP, WB	mouse, human	9	



Anti-GPC3 Antibody, clone 9C2

[All Photos](#) (4)

Product No.	Clonality	Application	Species Reactivity	Citations	SDS
MABC667	9C2, monoclonal	FACS, IF, IHC, WB	mouse, human	2	



Anti-G6PD Antibody, clone 2H7

All Photos (2)

Product No.	Clonality	Application	Species Reactivity	Citations	SDS
MABN696	2H7, monoclonal	FACS, IHC, WB	human		




Anti-gp91phox (NOX2) Antibody

All Photos (1)

Product No.	Clonality	Application	Species Reactivity	Citations	SDS
MABS2195	54.1, monoclonal	FACS, WB	human		
MABS2193	NL7, monoclonal	FACS, WB, inhibition assay	human		

All Photos (2) Anti-GPR50 antibody produced in mouse

Product No.	Clonality	Application	Species Reactivity	Citations	SDS
SAB1401459	polyclonal	FACS, WB	human		




Anti-GPR151 antibody produced in mouse

All Photos (2)

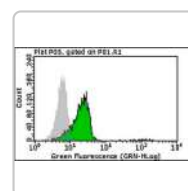
Product No.	Clonality	Application	Species Reactivity	Citations	SDS
SAB1402000	polyclonal	FACS, WB	human	1	




Sigma-Aldrich
SAB4700606
 Monoclonal
 Anti-Kappa...



Sigma-Aldrich
C7492
 Monoclonal
 Anti-...



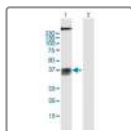
Sigma-Aldric
MABT18
 Anti-Delta
 Antibody,



Anti-GPR143 antibody produced in mouse

All Photos (2)

Product No.	Clonality	Application	Species Reactivity	Citations	SDS
SAB1401269	polyclonal	FACS, WB	human		



Anti-GPR77 antibody produced in mouse

All Photos (2)

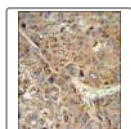
Product No.	Clonality	Application	Species Reactivity	Citations	SDS
SAB1407342	polyclonal	FACS, WB	human		



Anti-GPRC5D antibody produced in mouse

All Photos (2)

Product No.	Clonality	Application	Species Reactivity	Citations	SDS
SAB1401754	polyclonal	FACS, WB	human		




ANTI-GPX1 (C-TERM) antibody produced in rabbit

Synonym(s): Cellular glutathione peroxidase, GPX1, GPx-1, GSHPx-1, Glutathione peroxidase 1



All Photos (2)

Product No.	Clonality	Application	Species Reactivity	Citations	SDS
SAB1302824	polyclonal	FACS, IF, IHC, WB	human, mouse		

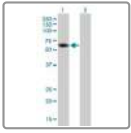


Anti-Granzyme B Antibody, clone 3M4 ZooMAb[®] Rabbit Monoclonal

All Photos (7)

Product No.	Clonality	Application	Species Reactivity	Citations	SDS
ZRB2736	3M4, recombinant monoclonal	ELISA, FACS, WB, affinity	human	 	


Product No.	Clonality	Application	Species Reactivity	Citations	SDS
		binding assay			



Anti-GRB7 antibody produced in mouse

[All Photos](#) (3)

Product No.	Clonality	Application	Species Reactivity	Citations
SAB1405892	polyclonal	FACS, WB	human	



Anti-GRP78 Antibody, clone C38

[All Photos](#) (1)

Product No.	Clonality	Application	Species Reactivity	Citations	SDS
MABS443	C38, monoclonal	FACS	human	1	



Anti-GRP78 Antibody, clone N88

[All Photos](#) (1)

Product No.	Clonality	Application	Species Reactivity	Citations	SDS
MABS474	N88, monoclonal	FACS, WB, activity assay	human, mouse	1	

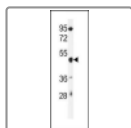


ANTI-GRPR (CENTER) antibody produced in rabbit

Synonym(s): GRP-R, GRP-preferring bombesin receptor, GRPR, Gastrin-releasing peptide receptor

[All Photos](#) (1)

Product No.	Clonality	Application	Species Reactivity	Citations	SDS
SAB1301258	polyclonal	FACS, IHC, WB	human		



ANTI-GSDMA(N-TERMINAL) antibody produced in rabbit

Synonym(s): GSDM, GSDM1, GSDMA, Gasdermin-1, Gasdermin-A



[All Photos](#) (1)

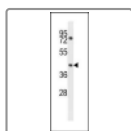
Product No.	Clonality	Application	Species Reactivity	Citations	SDS
SAB1307178	polyclonal	FACS, IHC, WB	mouse, human	2	



Anti-GSDME/DFN5 Antibody, clone 1H7 ZooMAb[®] Rabbit Monoclonal

[All Photos](#) (8)

Product No.	Clonality	Application	Species Reactivity	Citations	SDS
ZRB2184	1H7, recombinant monoclonal	FACS, IHC, WB, affinity binding assay	human	 	




ANTI-GTPBP8 (CENTER) antibody produced in rabbit

Synonym(s): GTP-binding protein 8, GTPBP8

[All Photos](#) (1)

Product No.	Clonality	Application	Species Reactivity	Citations	SDS
SAB1303045	polyclonal	FACS, IHC, WB	human		




ANTI-GTR14 (N-TERM) antibody produced in rabbit

Synonym(s): GLUT-14, GLUT14, GLUT3, Glucose transporter type 14, SLC2A14, Solute carrier family 2, facilitated glucose transporter member 14

[All Photos](#) (1)

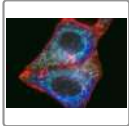
Product No.	Clonality	Application	Species Reactivity	Citations	SDS
SAB1301670	polyclonal	FACS, WB	human		



Anti-Guinea Pig IgG (H+L), CF[™] 350 antibody produced in goat

All
Photos (2)

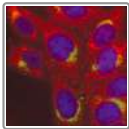
Product No.	Clonality	Application	Species Reactivity	Citations	SDS
SAB4600012	polyclonal	FACS, ICC, IF, IHC	guinea pig		



Anti-Guinea Pig IgG (H+L), CF™ 488A antibody produced in goat

All
Photos (6)


Product No.	Clonality	Application	Species Reactivity	Citations	SDS
SAB4600040	polyclonal	FACS, ICC, IF, IHC	guinea pig	2	



Anti-Guinea Pig IgG (H+L), CF™ 568 antibody produced in goat

All
Photos (3)


Product No.	Clonality	Application	Species Reactivity	Citations	SDS
SAB4600080	polyclonal	FACS, ICC, IF, IHC	guinea pig	1	



Anti-Guinea Pig IgG (H+L), CF™ 594 antibody produced in goat

All
Photos (3)


Product No.	Clonality	Application	Species Reactivity	Citations	SDS
SAB4600103	polyclonal	FACS, ICC, IF, IHC	guinea pig	5	



Anti-Guinea Pig IgG (H+L), CF™ 633 antibody produced in goat

All
Photos (4)

Product No.	Clonality	Application	Species Reactivity	Citations	SDS
SAB4600136	polyclonal	FACS, ICC, IF, IHC	guinea pig		



Anti-Guinea Pig IgG (H+L), CF™ 647 antibody produced in goat

[All Photos](#) (2)

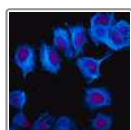
Product No.	Clonality	Application	Species Reactivity	Citations	SDS
SAB4600180	polyclonal	FACS, ICC, IF, IHC	guinea pig	2	



Anti-Guinea Pig IgG (H+L), CF™ 770 antibody produced in rabbit

[All Photos](#) (3)

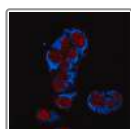
Product No.	Clonality	Application	Species Reactivity	Citations	SDS
SAB4600217	polyclonal	FACS, ICC, IF, IHC	guinea pig		



Anti-Guinea Pig IgG (H+L), highly cross-adsorbed, CF™ 405M antibody produced in donkey

[All Photos](#) (1)

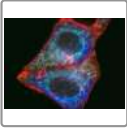
Product No.	Clonality	Application	Species Reactivity	Citations	SDS
SAB4600468	polyclonal	ELISA (i), FACS, ICC, IF, IHC, WB	guinea pig		
SAB4600467	polyclonal	ELISA (i), FACS, ICC, IF, IHC, WB	guinea pig	1	



Anti-Guinea Pig IgG (H+L), highly cross-adsorbed, CF™ 405S antibody produced in donkey

[All Photos](#) (1)

Product No.	Clonality	Application	Species Reactivity	Citations	SDS
SAB4600230	polyclonal	ELISA (i), FACS, ICC, IF, IHC, WB	guinea pig	2	
SAB4600231	polyclonal	ELISA (i), FACS, ICC, IF, IHC, WB	guinea pig	1	

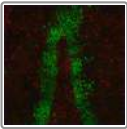


Anti-Guinea Pig IgG (H+L), highly cross-adsorbed, CF™ 488A antibody produced in donkey

All

Photos (6)

Product No.	Clonality	Application	Species Reactivity	Citations	SDS
SAB4600033	polyclonal	FACS, ICC, IF, IHC	guinea pig	7	

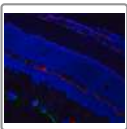


Anti-Guinea Pig IgG (H+L), highly cross-adsorbed, CF™ 555 antibody produced in donkey

All

Photos (2)

Product No.	Clonality	Application	Species Reactivity	Citations	SDS
SAB4600297	polyclonal	ELISA (i), FACS, ICC, IF, IHC, WB	guinea pig	2	
SAB4600298	polyclonal	ELISA (i), FACS, ICC, IF, IHC, WB	guinea pig		




Anti-Guinea Pig IgG (H+L), highly cross-adsorbed, CF™ 568 antibody produced in donkey

All

Photos (1)

Product No.	Clonality	Application	Species Reactivity	Citations	SDS
SAB4600470	polyclonal	ELISA (i), FACS, ICC, IF, IHC, WB	guinea pig		
SAB4600469	polyclonal	ELISA (i), FACS, ICC, IF, IHC, WB	guinea pig	1	

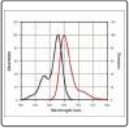


Anti-Guinea Pig IgG (H+L), highly cross-adsorbed, CF™ 594 antibody produced in donkey

All

Photos (3)

Product No.	Clonality	Application	Species Reactivity	Citations	SDS
SAB4600096	polyclonal	FACS, ICC, IF, IHC	guinea pig	3	

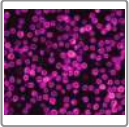


Anti-Guinea Pig IgG (H+L), highly cross-adsorbed, CF™ 633 antibody produced in donkey

[All](#)

[Photos](#) (4)

Product No.	Clonality	Application	Species Reactivity	Citations	SDS
SAB4600129	polyclonal	FACS, ICC, IF, IHC	guinea pig	4	



Anti-Guinea Pig IgG (H+L), highly cross-adsorbed, CF™ 660C antibody produced in donkey

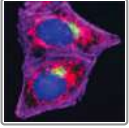
[All](#)

[Photos](#) (1)

Product No.	Clonality	Application	Species Reactivity	Citations	SDS
SAB4600459	polyclonal	ELISA (i), FACS, ICC, IF, IHC, WB	guinea pig		

All **Anti-Guinea Pig IgG (H+L), highly cross-adsorbed, CF™ 770**
Photos (3) **antibody produced in donkey**

Product No.	Clonality	Application	Species Reactivity	Citations	SDS
SAB4600213	polyclonal	FACS, ICC, IF, IHC	guinea pig		




Anti-Guinea Pig IgG (H+L), CF™ 555 antibody produced in goat

All
Photos (6)

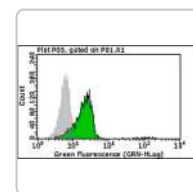
Product No.	Clonality	Application	Species Reactivity	Citations	SDS
SAB4600064	polyclonal	FACS, ICC, IF, IHC	guinea pig		



Sigma-Aldrich
SAB4700606
Monoclonal
Anti-Kappa...



Sigma-Aldrich
C7492
Monoclonal
Anti-...



Sigma-Aldrich
MABT18
Anti-Delta
Antibody,

[View Price and Availability](#)

[View Price and Availability](#)

[View Price and Availak](#)




ANTI-GZMM (CENTER) antibody produced in rabbit



Synonym(s): GZMM, Granzyme M, HU-Met-1, MET1, Met-1 serine protease, Met-ase, Natural killer cell granular protease

Photos (2)

Product No.	Clonality	Application	Species Reactivity	Citations	SDS
SAB1303132	polyclonal	FACS, IHC, WB	human		



Anti-H-2K Antibody, clone Y-3

All Photos (1)

Product No.	Clonality	Application	Species Reactivity	Citations	SDS
MABF946	Y-3, monoclonal	FACS, ICC, IP, affinity binding assay	mouse		



Anti-H-CAM Antibody, clone F10-44-2

All Photos (1)


Product No.	Clonality	Application	Species Reactivity	Citations	SDS
CBL154	F10-44-2, monoclonal	FACS, IHC (p), IP	human	4	



Anti-H-CAM Antibody, Pan, clone SFF-2

All Photos (1)

Product No.	Clonality	Application	Species Reactivity	Citations	SDS
MAB4065	SFF-2, monoclonal	FACS, ICC, IHC (p)	human	1	



Anti-H2-Kb Antibody, clone 25D1.16

All Photos (2)

Product No.	Clonality	Application	Species Reactivity	Citations	SDS
MABF3164	25D1.16, monoclonal	EM, FACS, ICC, WB	mouse		




Anti-HA-Tag antibody, Rabbit Monoclonal

Synonym(s): Human influenza hemagglutinin amino acids 98-106

[All Photos](#) (2)

Product No.	Clonality	Application	Species Reactivity	Citations	SDS
SAB5600116	RM305, monoclonal recombinant monoclonal	FACS, ICC, IHC, IP, WB		7	



Anti-HA-Tag-Biotin antibody, Rabbit monoclonal

[All Photos](#) (1)

Product No.	Clonality	Application	Species Reactivity	Citations	SDS
SAB5600193	RM305, monoclonal recombinant monoclonal	FACS, IF, IHC, WB		1	



ANTI-H2AB2 (CENTER) antibody produced in rabbit

Synonym(s): H2A Barr body-deficient, H2A.Bbd, H2AFB2, Histone H2A-Bbd type 2/3

[All Photos](#) (1)

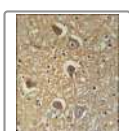
Product No.	Clonality	Application	Species Reactivity	Citations	SDS
SAB1301134	polyclonal	FACS, IHC, WB	human		



Anti-Haemoglobin Alpha Chain antibody, Rabbit monoclonal

[All Photos](#) (3)

Product No.	Clonality	Application	Species Reactivity	Citations	SDS
SAB5500116	SP212, monoclonal	FACS, IHC	human (tested)		



ANTI-HAS2 (CENTER) antibody produced in rabbit

Synonym(s): HAS2, Hyaluronan synthase 2

All Photos (2)

Product No.	Clonality	Application	Species Reactivity	Citations	SDS
SAB1301227	polyclonal	FACS, IHC, WB	human	1	



ANTI-HBA2 (CENTER) antibody produced in rabbit

Synonym(s): Alpha-globin, HBA1, Hemoglobin alpha chain, Hemoglobin subunit alpha

All Photos (2)

Product No.	Clonality	Application	Species Reactivity	Citations	SDS
SAB1303638	polyclonal	FACS, IHC, WB	human, mouse	2	

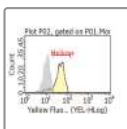


ANTI-HCCA2 (N-TERM) antibody produced in rabbit

Synonym(s): HCCA2, MOB2, Mob2 homolog, Mps one binder kinase activator-like 2

All Photos (2)

Product No.	Clonality	Application	Species Reactivity	Citations	SDS
SAB1301138	polyclonal	FACS, IHC, WB	human, mouse	1	



Anti-Helios Antibody, clone 22F6

All Photos (2)

Product No.	Clonality	Application	Species Reactivity	Citations	SDS
MABF856	22F6, monoclonal	FACS	human, mouse	2	




Anti-Hepatocyte Growth Factor Receptor (c-Met) antibody produced in goat

Synonym(s): Anti-HGF Receptor

All Photos (1)

Product No.	Clonality	Application	Species Reactivity	Citations	SDS
H9786	polyclonal	FACS, IHC, WB	human	9	



Anti-hERV-WL Antibody



All Photos (2)

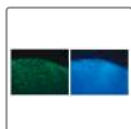
Product No.	Clonality	Application	Species Reactivity	Citations	SDS
ABC505	polyclonal	FACS, WB	human		



Anti-HES-1 Antibody, clone 2J12 ZooMAb[®] Rabbit Monoclonal

All Photos (15)

Product No.	Clonality	Application	Species Reactivity	Citations	SDS
ZRB2234	2J12, recombinant monoclonal	FACS, ICC, IHC, WB, affinity binding assay	human	 	



Anti-HESCA-1 Antibody, clone 051007-4A5



All Photos (1)


Product No.	Clonality	Application	Species Reactivity	Citations	SDS
MAB4407	051007-4A5, monoclonal	FACS, ICC, IF, IHC	human		



Anti-Hexokinase-2 Antibody, clone 1F3 ZooMAb[®] Rabbit Monoclonal

All Photos (9)

Product No.	Clonality	Application	Species Reactivity	Citations	SDS
ZRB2249	1F3, recombinant monoclonal	FACS, IHC, WB, affinity binding assay	mouse, human	 	

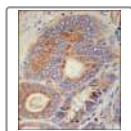


ANTI-HFM1 (C-TERM) antibody produced in rabbit

Synonym(s): HFM1, Probable ATP-dependent DNA helicase HFM1, SEC3D1

All Photos (1)

Product No.	Clonality	Application	Species Reactivity	Citations	SDS
SAB1303294	polyclonal	FACS, IHC, WB	human		

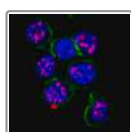


ANTI-HHAT (N-TERM) antibody produced in rabbit

Synonym(s): HHAT, MART2, Protein-cysteine N-palmitoyltransferase HHAT, SKI1

All Photos (2)

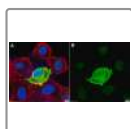
Product No.	Clonality	Application	Species Reactivity	Citations	SDS
SAB1303011	polyclonal	FACS, IHC, WB	human		



Anti-HHV-8 LNA-1 Antibody, clone LN53

All Photos (1)

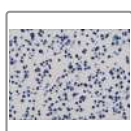
Product No.	Clonality	Application	Species Reactivity	Citations	SDS
MABE1109	LN53, monoclonal	ELISA, FACS, ICC, IHC, IP	human, rhesus macaque	7	



Anti-His tag Antibody, clone 1J13 ZooMAb[®] Rabbit Monoclonal

All Photos (6)

Product No.	Clonality	Application	Species Reactivity	Citations	SDS
ZRB2297	recombinant monoclonal	FACS, ICC, WB, affinity binding assay	all		

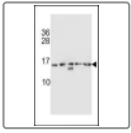


Anti-His-Tag antibody, Rabbit monoclonal

All Photos (4)

Product No.	Clonality	Application	Species Reactivity	Citations	SDS
SAB5600227	RM146, monoclonal	FACS, ICC, IHC, IP, WB	all	4	

Product No.	Clonality	Application	Species Reactivity	Citations	SDS
	recombinant monoclonal				



ANTI-HIST1H2AB(N-TERMINAL) antibody produced in rabbit

Synonym(s): H2AFM, HIST1H2AB, Histone H2A type 1-B/E, Histone H2A.2, Histone H2A/a

[All Photos \(1\)](#)

Product No.	Clonality	Application	Species Reactivity	Citations	SDS
SAB1307166	polyclonal	FACS, IHC, WB	human		




ANTI-HIST1H2BM (N-TERM) antibody produced in rabbit

Synonym(s): H2B/e, H2BFE, HIST1H2BM, Histone H2B type 1-M, Histone H2B.e

[All Photos \(1\)](#)

Product No.	Clonality	Application	Species Reactivity	Citations	SDS
SAB1301739	polyclonal	FACS, WB	human	1	



Anti-Histone H1° Antibody, clone 34

[All Photos \(1\)](#)


Product No.	Clonality	Application	Species Reactivity	Citations	SDS
MABE446	34, monoclonal	FACS, ICC, IHC, WB	mouse, bovine, <i>Xenopus</i> , human, rat	5	



Anti-Histone H1o/H5 Antibody, clone 3H9

[All Photos \(1\)](#)

Product No.	Clonality	Application	Species Reactivity	Citations	SDS
05-629-IM	3H9, monoclonal	ChIP, FACS, ICC, IF, WB	human, chicken		



Anti-Histone H2A.X Antibody

All Photos (4)



Product No.	Clonality	Application	Species Reactivity	Citations	SDS
AB10022	polyclonal	FACS, WB	mouse, human, rat, bovine	4	


All

Photos (26)

Anti-Histone H2A.X Antibody, clone 1C22 ZooMAb[®] Rabbit Monoclonal

Synonym(s): H2a/x, Histone H2AX

Product No.	Description	SDS
ZRB1663	recombinant, expressed in HEK 293 cells	 



Anti-Histone H3 Antibody, (Unmodified Lys4), clone CMA301, Trial Size

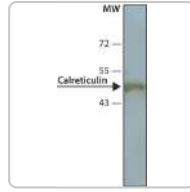
All

Photos (4)

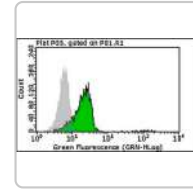
Product No.	Clonality	Application	Species Reactivity	Citations	SDS
05-1341-S	CMA301, monoclonal	DB, ELISA, FACS, ICC, IP, WB	vertebrates, human		



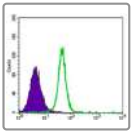
Sigma-Aldrich
SAB4700606
Monoclonal
Anti-Kappa...



Sigma-Aldrich
C7492
Monoclonal
Anti-...




Sigma-Aldric
MABT18
Anti-Delta
Antibody,



Anti-HK2 Antibody, clone 3D3

[All Photos](#) (2)


Product No.	Clonality	Application	Species Reactivity	Citations	SDS
MABN702	3D3, monoclonal	FACS, IHC, WB	human	1	



Anti-HLA Class I Antigen antibody, clone W6/32

[All Photos](#) (2)

Product No.	Clonality	Application	Species Reactivity	Citations	SDS
MABN1783	W6/32, monoclonal	FACS, IHC, IP, Neutral, affinity binding assay, affinity chromatography	human	1	



Anti-HLA-A antibody produced in mouse

[All Photos](#) (4)




Product No.	Clonality	Application	Species Reactivity	Citations	SDS
SAB1405936	polyclonal	FACS, WB	human	10	



Anti-HLA-A Antibody, clone 2K7 ZooMAb[®] Rabbit Monoclonal

All

Photos (7)


Product No.	Clonality	Application	Species Reactivity	Citations	SDS
ZRB2491	recombinant monoclonal	FACS, ICC, IHC, WB, affinity binding assay	human	  	



Anti-HLA-ABC Common Antibody, clone 22.63.4

All Photos (1)




Product No.	Clonality	Application	Species Reactivity	Citations	SDS
MAB1275	22.63.4, monoclonal	FACS, ICC, IHC	human		



Anti-HLA-B Antibody, clone 1L21 ZooMAb[®] Rabbit Monoclonal

All

Photos (7)

Product No.	Clonality	Application	Species Reactivity	Citations	SDS
ZRB2779	recombinant monoclonal	FACS, IF, IHC, WB, affinity binding assay	human	  	



Anti-HLA-B27 Antibody, clone HLA.ABC.m3

All Photos (1)


Product No.	Clonality	Application	Species Reactivity	Citations	SDS
MAB1285	HLA.ABC.m3, monoclonal	FACS, ICC	human	4	



Anti-HLA-B27 Antibody, clone HLA.ABC.m3, FITC conjugated

All Photos (1)


Product No.	Clonality	Application	Species Reactivity	Citations	SDS
MAB1285FX	HLA.ABC.m3, monoclonal	FACS	human	1	
MAB1285F	HLA.ABC.m3, monoclonal	FACS, IF	human	1	



Anti-HLA-B7 Antibody, clone BB7.1, PE Conjugate

All Photos (1)

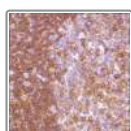
Product No.	Clonality	Application	Species Reactivity	Citations	SDS
MAB1288	BB7.1, monoclonal	FACS	human	2	



Anti-HLA-C Antibody, clone DT9

All Photos (1)

Product No.	Clonality	Application	Species Reactivity	Citations	SDS
MABF233	DT9, monoclonal	FACS, IP	human	5	



Anti-HLA-DP alpha 1 antibody, Rabbit monoclonal

All Photos (2)

Product No.	Clonality	Application	Species Reactivity	Citations	SDS
SAB5500118	SP228, monoclonal	FACS, IHC	human (tested)	5	



Anti-HLA-DP beta 1 antibody, Rabbit monoclonal



All Photos (2)

Product No.	Clonality	Application	Species Reactivity	Citations	SDS
SAB5500119	SP229, monoclonal	FACS, IHC	human (tested)		



Anti-HLA-DPB1 Antibody, clone 1E16 ZooMAb[®] Rabbit Monoclonal

[All Photos](#) (9)


Product No.	Clonality	Application	Species Reactivity	Citations	SDS
ZRB2252	1E16, recombinant monoclonal	FACS, ICC, IHC (p), WB, affinity binding assay	human	 	



Anti-HLA-DR Antibody, clone 169-1B5.1, FITC conjugated

[All Photos](#) (1)


Product No.	Clonality	Application	Species Reactivity	Citations	SDS
MAB4201F	169-1B5.1, monoclonal	FACS	human		



Anti-HLA-DRB1 Antibody, clone DJ9

[All Photos](#) (1)


Product No.	Clonality	Application	Species Reactivity	Citations	SDS
MABD90	DJ9, monoclonal	FACS, ICC, IHC, WB	human	1	



Anti-HLA-DRB3

[All Photos](#) (2)

Product No.	Clonality	Application	Species Reactivity	Citations	SDS
ABD113	polyclonal	FACS, WB	human		




Anti-HLA-DRB3 antibody produced in mouse

Synonym(s): Anti-HLA-DR3B, Anti-MGC117330

All Photos (3)

Product No.	Clonality	Application	Species Reactivity	Citations
SAB1400125	polyclonal	FACS, WB	human	

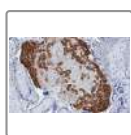


Anti-HLA-E antibody produced in mouse

Synonym(s): Anti-DKFZp686P19218, Anti-EA1.2, Anti-EA2.1, Anti-HLA-6.2, Anti-MHC



All Photos (3)

Product No.	Clonality	Application	Species Reactivity	Citations
SAB1400126	polyclonal	FACS, WB	human	15



Anti-HLA-G Antibody, clone 1C18 ZooMAb[®] Rabbit Monoclonal

All Photos (9)

Product No.	Clonality	Application	Species Reactivity	Citations	SDS
ZRB1989	1C18, recombinant monoclonal	FACS, IHC, WB, affinity binding assay	human		 



Anti-HLA-G Antibody, clone 4H84

All Photos (1)


Product No.	Clonality	Application	Species Reactivity	Citations	SDS
MABF2169	4H84, monoclonal	ELISA, FACS, IHC, WB	human		



Anti-hLYVE-1 Antibody, clone 8C

All Photos (1)

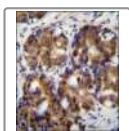
Product No.	Clonality	Application	Species Reactivity	Citations	SDS
MABS1929	8C, monoclonal	FACS, ICC, WB	human		



Anti-HMGB1 Antibody, clone HMG1-5H6

[All Photos](#) (3)

Product No.	Clonality	Application	Species Reactivity	Citations	SDS
MABE148	HMG1-5H6, monoclonal	FACS, IF, WB	rat, mouse, human	1	



ANTI-HMMR (C-TERM) antibody produced in rabbit

Synonym(s): HMMR, Hyaluronan mediated motility receptor, IHABP, RHAMM



[All Photos](#) (2)

Product No.	Clonality	Application	Species Reactivity	Citations	SDS
SAB1301226	polyclonal	FACS, IHC, WB	human		



Anti-HNF-3A/FOXA1 Antibody, clone 1E5 ZooMAb[®] Rabbit Monoclonal

[All Photos](#) (17)

Product No.	Clonality	Application	Species Reactivity	Citations	SDS
ZRB1869	1E5, recombinant monoclonal	FACS, ICC, IHC (p), WB, affinity binding assay	human		 



Anti-HNK-1/N-CAM (CD57) antibody, Mouse monoclonal

Synonym(s): Monoclonal Anti-HNK-1, Anti-CD57, Anti-N-CAM



[All Photos](#) (1)

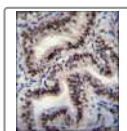
Product No.	Clonality	Application	Species Reactivity	Citations	SDS
C6680	VC1.1, monoclonal	FACS, IHC (p)	mouse, rat, feline, human	39	



Anti-hnRNP A1 Antibody, clone 9H10 ZooMAb[®] Mouse Monoclonal

All Photos (17)

Product No.	Clonality	Application	Species Reactivity	Citations	SDS
ZMS1126	9H10, recombinant monoclonal	FACS, ICC, IHC, WB	mouse, rat, human	 	



ANTI-HNRNPCL1 (C-TERM) antibody produced in rabbit

Synonym(s): HNRNPCL1, HNRPCL1, Heterogeneous nuclear ribonucleoprotein C-like 1

All Photos (2)

Product No.	Clonality	Application	Species Reactivity	Citations	SDS
SAB1301085	polyclonal	FACS, IHC, WB	human		



Anti-Homing Receptor Antibody, clone A020

All Photos (1)

Product No.	Clonality	Application	Species Reactivity	Citations	SDS
MAB2137	A020, monoclonal	ELISA, FACS, ICC, IHC, WB	mouse, human, rat, pig, rabbit, canine, bovine	7	

All Photos (1) **ANTI-HOPX(C-TERMINAL) antibody produced in rabbit**

Synonym(s): HOD, HOP, HOPX, LAGY, NECC1

Product No.	Clonality	Application	Species Reactivity	Citations	SDS
SAB1306944	polyclonal	FACS, WB	human		



Anti-HPa2 Antibody, clone DHIC2-2B4

All Photos (1)

Product No.	Clonality	Application	Species Reactivity	Citations	SDS
MABS2045	DHIC2-2B4, monoclonal	FACS, IHC	human		



Anti-HPa3 Antibody, clone HIC3-2D12

 [Photos](#) (1)

Product No.	Clonality	Application	Species Reactivity	Citations	SDS
MABS1998	HIC3-2D12, monoclonal	FACS, IHC	human	1	



Anti-HPi2 Antibody, clone HIC1-2B4

[All Photos](#) (1)

Product No.	Clonality	Application	Species Reactivity	Citations	SDS
MABS1999	HIC1-2B4, monoclonal	FACS, IF, IHC	human		



Anti-HPx1 Antibody, clone HIC0-3B3

[All Photos](#) (1)

Product No.	Clonality	Application	Species Reactivity	Citations	SDS
MABS2042	HIC0-3B3, monoclonal	FACS, IF, IHC	human		



ANTI-HSD17B2 (CENTER) antibody produced in rabbit

Synonym(s): 17-beta-HSD 2, 17-beta-hydroxysteroid dehydrogenase type 2, 20 alpha-hydroxysteroid dehydrogenase, 20-alpha-HSD, E2DH, EDH17B2, Estradiol 17-beta-dehydrogenase 2, HSD17B2, Microsomal 17-beta-hydroxysteroid dehydrogenase, Testosterone 17-beta-dehydrogenase

[All Photos](#) (2)

Product No.	Clonality	Application	Species Reactivity	Citations	SDS
SAB1303130	polyclonal	FACS, IHC, WB	human	1	



Anti-HSPB1 antibody produced in rabbit

Synonym(s): HSP27, HSP28, Hsp25, SRP27

[All Photos](#) (7)

Product No.	Clonality	Application	Species Reactivity	Citations	SDS
SAB2701965	polyclonal	FACS, ICC, IF, IHC, IP, WB	rat, human, mouse	1	




Anti-HU-B27 Antibody, FITC conjugated



[All Photos](#) (4)

Product No.	Description	SDS
MAB4212F	Chemicon [®] , from mouse	



Anti-Human B cells (CD19) Antibody, clone FMC63

[All Photos](#) (1)

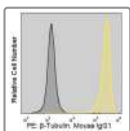
Product No.	Clonality	Application	Species Reactivity	Citations	SDS
MAB1794	FMC63, monoclonal	FACS, IF	human	10	



Anti-Human B cells (CD19) Antibody, clone FMC63, Phycoerythrin conjugated


[All Photos](#) (1)


Product No.	Clonality	Application	Species Reactivity	Citations	SDS
MAB1794H	FMC63, monoclonal	FACS	human	1	



Anti-Human β -Tubulin (AA2) ColorWheel[®] Dye-Ready mAb


[All Photos](#) (4)

Product No.	Clonality	Application	Species Reactivity	Citations	SDS
CWA-1184	AA2, monoclonal	FACS	human		



Anti-Human β -Tubulin III (TU-20) ColorWheel[®] Dye-Ready mAb

[All Photos](#) (6)


Product No.	Clonality	Application	Species Reactivity	Citations	SDS
CWA-1104	TU-20, monoclonal	FACS	human		



Anti-Human BCL2 (Bcl-2/100) ColorWheel® Dye-Ready mAb

[All Photos](#) (6)


Product No.	Clonality	Application	Species Reactivity	Citations	SDS
CWA-1145	Bcl-2/100, monoclonal	FACS	human		



Anti-Human CD10 (MEM-78) ColorWheel® Dye-Ready mAb

[All Photos](#) (7)


Product No.	Clonality	Application	Species Reactivity	Citations	SDS
CWA-1045	MEM-78, monoclonal	FACS	human		



Anti-Human CD103 (Ber-ACT8) ColorWheel® Dye-Ready mAb

[All Photos](#) (7)


Product No.	Clonality	Application	Species Reactivity	Citations	SDS
CWA-1065	Ber-ACT8, monoclonal	FACS	human		



Anti-Human CD105 (SN6) ColorWheel® Dye-Ready mAb


[All Photos](#) (7)


Product No.	Clonality	Application	Species Reactivity	Citations	SDS
CWA-1060	SN6, monoclonal	FACS	human		



Anti-Human CD106 (1.G11B1) ColorWheel® Dye-Ready mAb


[All Photos](#) (6)


Product No.	Clonality	Application	Species Reactivity	Citations	SDS
CWA-1084	1.G11B1, monoclonal	FACS	human		



Anti-Human CD117 (104D2) ColorWheel® Dye-Ready mAb


[All Photos](#) (7)


Product No.	Clonality	Application	Species Reactivity	Citations	SDS
CWA-1077	104D2, monoclonal	FACS	human		



Anti-Human CD11a (38) ColorWheel® Dye-Ready mAb


[All Photos](#) (6)


Product No.	Clonality	Application	Species Reactivity	Citations	SDS
CWA-1094	38, monoclonal	FACS	human		



Anti-Human CD11c (3.9) ColorWheel® Dye-Ready mAb


[All Photos](#) (7)


Product No.	Clonality	Application	Species Reactivity	Citations	SDS
CWA-1056	3.9, monoclonal	FACS	human		



Anti-Human CD138 (MI15) ColorWheel® Dye-Ready mAb


[All Photos](#) (7)


Product No.	Clonality	Application	Species Reactivity	Citations	SDS
CWA-1044	MI15, monoclonal	FACS	human		



Anti-Human CD14 (61D3) ColorWheel® Dye-Ready mAb


[All Photos](#) (6)


Product No.	Clonality	Application	Species Reactivity	Citations	SDS
CWA-1089	61D3, monoclonal	FACS	human		



Anti-Human CD147 (MEM-M6/1) ColorWheel® Dye-Ready mAb


[All Photos](#) (4)


Product No.	Clonality	Application	Species Reactivity	Citations	SDS
CWA-1147	MEM-M6/1, monoclonal	FACS	human		



Anti-Human CD15 (28) ColorWheel® Dye-Ready mAb


[All Photos](#) (7)


Product No.	Clonality	Application	Species Reactivity	Citations	SDS
CWA-1001	28, monoclonal	FACS	human		



Anti-Human CD16 (3G8) ColorWheel® Dye-Ready mAb


[All Photos](#) (7)


Product No.	Clonality	Application	Species Reactivity	Citations	SDS
CWA-1031	3G8, monoclonal	FACS	human		



Anti-Human CD161/KLRB1 (HP-3G10) ColorWheel® Dye-Ready mAb


[All Photos](#) (4)


Product No.	Clonality	Application	Species Reactivity	Citations	SDS
CWA-1178	HP-3G10, monoclonal	FACS	human		



Anti-Human CD178/FasL (NOK-1) ColorWheel® Dye-Ready mAb


All Photos (2)


Product No.	Clonality	Application	Species Reactivity	Citations	SDS
CWA-1080	NOK-1, monoclonal	FACS	human		



Anti-Human CD2 (TS1/8) ColorWheel® Dye-Ready mAb


All Photos (7)


Product No.	Clonality	Application	Species Reactivity	Citations	SDS
CWA-1027	TS1/8, monoclonal	FACS	human		



Anti-Human CD20 (2H7) ColorWheel® Dye-Ready mAb


All Photos (7)

Product No.	Clonality	Application	Species Reactivity	Citations	SDS
CWA-1036	2H7, monoclonal	FACS	human		





Anti-Human CD21/CR2 (LT21) ColorWheel® Dye-Ready mAb

All Photos (4)

Product No.	Clonality	Application	Species Reactivity	Citations	SDS
CWA-1189	LT21, monoclonal	FACS	human		


All Photos (4) **Anti-Human CD23 (EBVCS-5) ColorWheel® Dye-Ready mAb**


Product No.	Clonality	Application	Species Reactivity	Citations	SDS
CWA-1182	EBVCS-5, monoclonal	FACS	human		



Anti-Human CD25 (BC96) ColorWheel® Dye-Ready mAb


All Photos (7)


Product No.	Clonality	Application	Species Reactivity	Citations	SDS
CWA-1021	BC96, monoclonal	FACS	human		



Anti-Human CD253/TRAIL (2E5) ColorWheel® Dye-Ready mAb


**All
Photos** (6)


Product No.	Clonality	Application	Species Reactivity	Citations	SDS
CWA-1122	2E5, monoclonal	FACS	human		



Anti-Human CD261/DR4 (DR-4-02) ColorWheel® Dye-Ready mAb


**All
Photos** (4)


Product No.	Clonality	Application	Species Reactivity	Citations	SDS
CWA-1148	DR-4-02, monoclonal	FACS	human		



Anti-Human CD262 (DR5-01-1) ColorWheel® Dye-Ready mAb


**All
Photos** (6)


Product No.	Clonality	Application	Species Reactivity	Citations	SDS
CWA-1111	DR5-01-1, monoclonal	FACS	human		



Anti-Human CD27 (O323) ColorWheel® Dye-Ready mAb


All Photos (7)


Product No.	Clonality	Application	Species Reactivity	Citations	SDS
CWA-1020	O323, monoclonal	FACS	human		



Anti-Human CD272/BTLA (MIH26) ColorWheel® Dye-Ready mAb


**All
Photos** (4)


Product No.	Clonality	Application	Species Reactivity	Citations	SDS
CWA-1190	MIH26, monoclonal	FACS	human		



Anti-Human CD28 (28.2) ColorWheel® Dye-Ready mAb


[All Photos](#) (6)


Product No.	Clonality	Application	Species Reactivity	Citations	SDS
CWA-1070	28.2, monoclonal	FACS	human		



Anti-Human CD29 (MEM-101A) ColorWheel® Dye-Ready mAb


[All Photos](#) (7)


Product No.	Clonality	Application	Species Reactivity	Citations	SDS
CWA-1062	MEM-101A, monoclonal	FACS	human		



Anti-Human CD3 (UCHT1) ColorWheel® Dye-Ready mAb


[All Photos](#) (7)


Product No.	Clonality	Application	Species Reactivity	Citations	SDS
CWA-1019	UCHT1, monoclonal	FACS	human		



Anti-Human CD33 (WM53) ColorWheel® Dye-Ready mAb


[All Photos](#) (7)

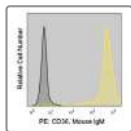
Product No.	Clonality	Application	Species Reactivity	Citations	SDS
CWA-1004	WM53, monoclonal	FACS	human		



Anti-Human CD35 (E11) ColorWheel® Dye-Ready mAb


All Photos (7)


Product No.	Clonality	Application	Species Reactivity	Citations	SDS
CWA-1024	E11, monoclonal	FACS	human		



Anti-Human CD36 (CB38) ColorWheel® Dye-Ready mAb


All Photos (7)

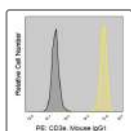
Product No.	Clonality	Application	Species Reactivity	Citations	SDS
CWA-1025	CB38, monoclonal	FACS	human		



Anti-Human CD39 (TU66) ColorWheel® Dye-Ready mAb


All Photos (6)


Product No.	Clonality	Application	Species Reactivity	Citations	SDS
CWA-1144	TU66, monoclonal	FACS	human		



Anti-Human CD3ε (APA1/1) ColorWheel® Dye-Ready mAb


All Photos (7)


Product No.	Clonality	Application	Species Reactivity	Citations	SDS
CWA-1064	APA1/1, monoclonal	FACS	human		



Anti-Human CD4 (OKT4) ColorWheel® Dye-Ready mAb


All Photos (7)

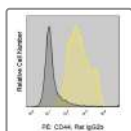
Product No.	Clonality	Application	Species Reactivity	Citations	SDS
CWA-1009	OKT4, monoclonal	FACS	human		



Anti-Human CD40 (G28.5) ColorWheel® Dye-Ready mAb


All Photos (7)

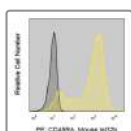
Product No.	Clonality	Application	Species Reactivity	Citations	SDS
CWA-1023	G28.5, monoclonal	FACS	human		



Anti-Human CD44 (IM7) ColorWheel® Dye-Ready mAb


All Photos (7)

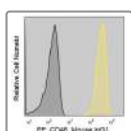
Product No.	Clonality	Application	Species Reactivity	Citations	SDS
CWA-1002	IM7, monoclonal	FACS	mouse, human		



Anti-Human CD45RA (HI100) ColorWheel® Dye-Ready mAb


All Photos (7)


Product No.	Clonality	Application	Species Reactivity	Citations	SDS
CWA-1000	HI100, monoclonal	FACS	human		



Anti-Human CD46/TLX (MEM-258) ColorWheel® Dye-Ready mAb


All Photos (4)


Product No.	Clonality	Application	Species Reactivity	Citations	SDS
CWA-1188	MEM-258, monoclonal	FACS	human		



Anti-Human CD47 (MEM-122) ColorWheel® Dye-Ready mAb

All Photos (6)


Product No.	Clonality	Application	Species Reactivity	Citations	SDS
CWA-1143	MEM-122, monoclonal	FACS	human		



Anti-Human CD49a/ITGA1 (TS2/7) ColorWheel® Dye-Ready mAb

[All Photos](#) (6)


Product No.	Clonality	Application	Species Reactivity	Citations	SDS
CWA-1119	TS2/7, monoclonal	FACS	human		



Anti-Human CD49d (9F10) ColorWheel® Dye-Ready mAb

[All Photos](#) (6)


Product No.	Clonality	Application	Species Reactivity	Citations	SDS
CWA-1086	9F10, monoclonal	FACS	human		



Anti-Human CD49f (4F10) ColorWheel® Dye-Ready mAb

[All Photos](#) (7)


Product No.	Description	Citations	SDS
CWA-1072	for use with ColorWheel® Dyes (Required, sold separately)		



Anti-Human CD5 (UCHT2) ColorWheel® Dye-Ready mAb


[All Photos](#) (4)


Product No.	Clonality	Application	Species Reactivity	Citations	SDS
CWA-1183	UCHT2, monoclonal	FACS	human		



Anti-Human CD54 (15.2) ColorWheel® Dye-Ready mAb


[All Photos](#) (6)


Product No.	Clonality	Application	Species Reactivity	Citations	SDS
CWA-1074	15.2, monoclonal	FACS	human		



Anti-Human CD55 (143-30) ColorWheel® Dye-Ready mAb


[All Photos](#) (6)


Product No.	Clonality	Application	Species Reactivity	Citations	SDS
CWA-1114	143-30, monoclonal	FACS	human		



Anti-Human CD56 (MY31) ColorWheel® Dye-Ready mAb


[All Photos](#) (7)


Product No.	Clonality	Application	Species Reactivity	Citations	SDS
CWA-1067	MY31, monoclonal	FACS	human		



Anti-Human CD59 (MEM-43) ColorWheel® Dye-Ready mAb

[All Photos](#) (6)

Product No.	Clonality	Application	Species Reactivity	Citations	SDS
CWA-1117	MEM-43, monoclonal	FACS	human		





Anti-Human CD63 (MEM-259) ColorWheel® Dye-Ready mAb

[All Photos](#) (7)

Product No.	Clonality	Application	Species Reactivity	Citations	SDS
CWA-1034	MEM-259, monoclonal	FACS	human		


All Photos (7) **Anti-Human CD64 (10.1) ColorWheel® Dye-Ready mAb**


Product No.	Clonality	Application	Species Reactivity	Citations	SDS
CWA-1026	10.1, monoclonal	FACS	human		



Anti-Human CD69 (FN50) ColorWheel® Dye-Ready mAb


All Photos (7)

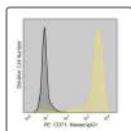
Product No.	Clonality	Application	Species Reactivity	Citations	SDS
CWA-1037	FN50, monoclonal	FACS	human		



Anti-Human CD70 (Ki-24) ColorWheel® Dye-Ready mAb


All Photos (4)


Product No.	Clonality	Application	Species Reactivity	Citations	SDS
CWA-1174	Ki-24, monoclonal	FACS	human		



Anti-Human CD71 (RVS-10) ColorWheel® Dye-Ready mAb


All Photos (7)


Product No.	Clonality	Application	Species Reactivity	Citations	SDS
CWA-1039	RVS-10, monoclonal	FACS	human		



Anti-Human CD81/TAPA-1 (M38) ColorWheel® Dye-Ready mAb


All Photos (7)


Product No.	Clonality	Application	Species Reactivity	Citations	SDS
CWA-1066	M38, monoclonal	FACS	human		



Anti-Human CD85j/LILRB1 (GHI/75) ColorWheel® Dye-Ready mAb


All Photos (4)

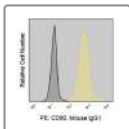
Product No.	Clonality	Application	Species Reactivity	Citations	SDS
CWA-1185	GHI/75, monoclonal	FACS	human		



Anti-Human CD8a (RPA-T8) ColorWheel® Dye-Ready mAb


All Photos (7)


Product No.	Clonality	Application	Species Reactivity	Citations	SDS
CWA-1035	RPA-T8, monoclonal	FACS	human		



Anti-Human CD90/Thy-1 (5E10) ColorWheel® Dye-Ready mAb


All
Photos (6)

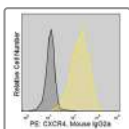
Product No.	Clonality	Application	Species Reactivity	Citations	SDS
CWA-1063	5E10, monoclonal	FACS			



Anti-Human CD98 (MEM-108) ColorWheel® Dye-Ready mAb


All Photos (4)

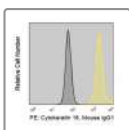
Product No.	Clonality	Application	Species Reactivity	Citations	SDS
CWA-1186	MEM-108, monoclonal	FACS	human		



Anti-Human CXCR4/CD184 (12G5) ColorWheel® Dye-Ready mAb


All
Photos (7)


Product No.	Clonality	Application	Species Reactivity	Citations	SDS
CWA-1125	12G5, monoclonal	FACS	human		



Anti-Human Cytokeratin 18 (C-04) ColorWheel® Dye-Ready mAb


All
Photos (6)


Product No.	Clonality	Application	Species Reactivity	Citations	SDS
CWA-1118	C-04, monoclonal	FACS	human		



Anti-Human E-Selectin/CD62E (HAE-1f) ColorWheel® Dye-Ready mAb


All Photos (6)


Product No.	Clonality	Application	Species Reactivity	Citations	SDS
CWA-1120	HAE-1f, monoclonal	FACS	human		



Anti-Human EGFR (EGFR1) ColorWheel® Dye-Ready mAb


All Photos (6)


Product No.	Clonality	Application	Species Reactivity	Citations	SDS
CWA-1091	EGFR1, monoclonal	FACS	human		



Anti-Human EphA2 (F2-27) ColorWheel® Dye-Ready mAb


All Photos (4)

Product No.	Clonality	Application	Species Reactivity	Citations	SDS
CWA-1172	F2-27, monoclonal	FACS	human		



Anti-Human ERK1/ERK2 (SB46b) ColorWheel® Dye-Ready mAb

All Photos (7)

Product No.	Clonality	Application	Species Reactivity	Citations	SDS
CWA-1068	SB46b, monoclonal	FACS	human		




Anti-Human Gamma Heavy Chain antibody, Rabbit monoclonal

All Photos (5)

Product No.	Clonality	Application	Species Reactivity	Citations	SDS
SAB5600210	RM116, monoclonal	ELISA, FACS, ICC, IHC	human		


Product No.	Clonality	Application	Species Reactivity	Citations	SDS
	recombinant monoclonal				



Anti-Human HER-2/CD340 (24D2) ColorWheel® Dye-Ready mAb

All Photos (4)


Product No.	Clonality	Application	Species Reactivity	Citations	SDS
CWA-1149	24D2, monoclonal	FACS	human		



Anti-Human Histone H2A.X (1C22) ColorWheel® Dye-Ready mAb

All Photos (7)


Product No.	Clonality	Application	Species Reactivity	Citations	SDS
CWA-1130	1C22, monoclonal	FACS	human		



Anti-Human HLA-DR (L243) ColorWheel® Dye-Ready mAb

All Photos (6)


Product No.	Clonality	Application	Species Reactivity	Citations	SDS
CWA-1041	L243, monoclonal	FACS	human		



Anti-Human HLA-DRA (LN3) ColorWheel® Dye-Ready mAb

All Photos (6)

Product No.	Clonality	Application	Species Reactivity	Citations	SDS
CWA-1090	LN3, monoclonal	FACS	human		



Anti-Human Ig Light Chains-Biotin antibody, Rabbit monoclonal

**All
Photos (2)**

Product No.	Clonality	Application	Species Reactivity	Citations	SDS
SAB5600276	RM129, monoclonal recombinant monoclonal	ELISA, FACS, ICC, IHC	human		



Anti-Human IgA (α -chain specific), F(ab')₂ fragment-Biotin antibody produced in goat

**All
Photos (1)**


Product No.	Clonality	Application	Species Reactivity	Citations	SDS
SAB3701227	polyclonal	ELISA, FACS, IF, IHC, WB	human	3	



Anti-Human IgA antibody, Rabbit monoclonal

All Photos (5)

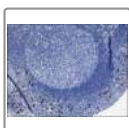
Product No.	Clonality	Application	Species Reactivity	Citations	SDS
SAB5600221	RM128, monoclonal recombinant monoclonal	ELISA, FACS, ICC, IHC	human		



Anti-Human IgA1 antibody, Rabbit monoclonal

All Photos (5)


Product No.	Clonality	Application	Species Reactivity	Citations	SDS
SAB5600217	RM124, monoclonal recombinant monoclonal	ELISA, FACS, ICC, IHC	human		



Anti-Human IgA2 antibody, Rabbit monoclonal

All Photos (5)


Product No.	Clonality	Application	Species Reactivity	Citations	SDS
SAB5600218	RM125, monoclonal recombinant monoclonal	ELISA, FACS, ICC, IHC	human		



Anti-Human IgD antibody, Rabbit monoclonal

All Photos (4)

Product No.	Clonality	Application	Species Reactivity	Citations	SDS
SAB5600216	RM123, monoclonal recombinant monoclonal	ELISA, FACS, ICC, IHC	human		



Anti-Human IgE antibody, Rabbit monoclonal

All Photos (3)

Product No.	Clonality	Application	Species Reactivity	Citations	SDS
SAB5600215	RM122, monoclonal recombinant monoclonal	ELISA, FACS, ICC, IHC	human		




Anti-Human IgG (Fc specific)-Rhodamine antibody produced in rabbit

Synonym(s): TRITC

All Photos (1)

Product No.	Clonality	Application	Species Reactivity	Citations	SDS
SAB3701285	polyclonal	ELISA, FACS, IF	human	1	



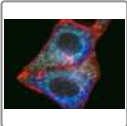
Anti-Human IgG (Fc specific), F(ab')₂ fragment, highly cross adsorbed-Fluorescein antibody produced in goat

Synonym(s): FITC

[All](#)

[Photos](#) (1)

Product No.	Clonality	Application	Species Reactivity	Citations	SDS
SAB3701269	polyclonal	ELISA (i), FACS, IF, IF (d)	human	1	



Anti-Human IgG (H+L), highly cross-adsorbed, CF™ 488A antibody produced in donkey

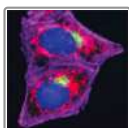
[All](#)

[Photos](#) (6)

Product No.	Clonality	Application	Species Reactivity	Citations	SDS
SAB4600034	polyclonal	FACS, ICC, IF, IHC	human	5	

All **Anti-Human IgG (H+L), highly cross-adsorbed, CF™ 488A**
Photos (6) **antibody produced in goat**

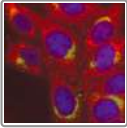
Product No.	Clonality	Application	Species Reactivity	Citations	SDS
SAB4600041	polyclonal	FACS, ICC, IF, IHC	human	4	



Anti-Human IgG (H+L), highly cross-adsorbed, CF™ 555
antibody produced in goat

All
Photos (6)

Product No.	Clonality	Application	Species Reactivity	Citations	SDS
SAB4600065	polyclonal	FACS, ICC, IF, IHC	human		

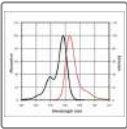


Anti-Human IgG (H+L), highly cross-adsorbed, CF™ 568 antibody produced in goat

[All](#)

[Photos](#) (3)

Product No.	Clonality	Application	Species Reactivity	Citations	SDS
SAB4600081	polyclonal	FACS, ICC, IF, IHC	human		




Anti-Human IgG (H+L), highly cross-adsorbed, CF™ 594 antibody produced in donkey

[All](#)

[Photos](#) (3)

Product No.	Clonality	Application	Species Reactivity	Citations	SDS
SAB4600097	polyclonal	FACS, ICC, IF, IHC	human		




Anti-Human IgG (H+L), highly cross-adsorbed, CF™ 594 antibody produced in goat

[All](#)

[Photos](#) (3)

Product No.	Clonality	Application	Species Reactivity	Citations	SDS
SAB4600104	polyclonal	FACS, ICC, IF, IHC	human		




Anti-Human IgG (H+L), highly cross-adsorbed, CF™ 594 antibody produced in rabbit

[All](#)

[Photos](#) (3)

Product No.	Clonality	Application	Species Reactivity	Citations	SDS
SAB4600120	polyclonal	FACS, ICC, IF, IHC	human		




Anti-Human IgG (H+L), highly cross-adsorbed, CF™ 633 antibody produced in donkey

[All](#)

[Photos](#) (4)

Product No.	Clonality	Application	Species Reactivity	Citations	SDS
SAB4600130	polyclonal	FACS, ICC, IF, IHC	human	3	




Anti-Human IgG (H+L), highly cross-adsorbed, CF™ 633 antibody produced in goat

[All](#)

[Photos](#) (4)

Product No.	Clonality	Application	Species Reactivity	Citations	SDS
SAB4600137	polyclonal	FACS, ICC, IF, IHC	human		




Anti-Human IgG (H+L), highly cross-adsorbed, CF™ 633 antibody produced in rabbit

[All](#)

[Photos](#) (4)

Product No.	Clonality	Application	Species Reactivity	Citations	SDS
SAB4600149	polyclonal	FACS, ICC, IF, IHC	human		




Anti-Human IgG (H+L), highly cross-adsorbed, CF™ 640R antibody produced in goat

[All](#)

[Photos](#) (3)

Product No.	Clonality	Application	Species Reactivity	Citations	SDS
SAB4600160	polyclonal	FACS, ICC, IF, IHC	human		

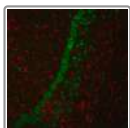


Anti-Human IgG (H+L), highly cross-adsorbed, CF™ 647 antibody produced in goat

[All](#)

[Photos](#) (2)

Product No.	Clonality	Application	Species Reactivity	Citations	SDS
SAB4600181	polyclonal	FACS, ICC, IF, IHC	human	3	



Anti-Human IgG (H+L), highly cross-adsorbed, CF™ 680 antibody produced in goat

[All](#)

[Photos](#) (2)

Product No.	Clonality	Application	Species Reactivity	Citations	SDS
SAB4600363	polyclonal	ELISA (i), FACS, ICC, IF, IHC, WB	human		

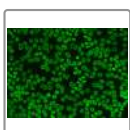


Anti-Human IgG (H+L), highly cross-adsorbed, CF™ 770 antibody produced in goat

[All](#)

[Photos](#) (1)

Product No.	Clonality	Application	Species Reactivity	Citations	SDS
SAB4600379	polyclonal	ELISA (i), FACS, ICC, IF, IHC, WB	human		




Anti-Human IgG (whole molecule)-FITC antibody produced in rabbit

[All](#)

[Photos](#) (2)

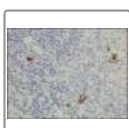
Product No.	Clonality	Application	Species Reactivity	Citations	SDS
F4512	polyclonal	IF		11	



Anti-Human IgG1 antibody, Rabbit monoclonal

[All Photos](#) (4)

Product No.	Clonality	Application	Species Reactivity	Citations	SDS
SAB5600211	RM117, monoclonal recombinant monoclonal	ELISA, FACS, ICC, IHC	human		



Anti-Human IgG3 antibody, Rabbit monoclonal

[All Photos](#) (5)


Product No.	Clonality	Application	Species Reactivity	Citations	SDS
SAB5600212	RM119, monoclonal recombinant monoclonal	ELISA, FACS, ICC, IHC	human	1	



Anti-Human IgG4 antibody, Rabbit monoclonal

[All Photos](#) (5)

Product No.	Clonality	Application	Species Reactivity	Citations	SDS
SAB5600213	RM120, monoclonal recombinant monoclonal	ELISA, FACS, ICC, IHC, WB	human		



Anti-Human IgG4 fc antibody, Rabbit monoclonal

[All Photos](#) (4)

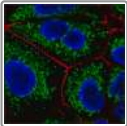
Product No.	Clonality	Application	Species Reactivity	Citations	SDS
SAB5600006	RM217, monoclonal recombinant monoclonal	ELISA, FACS	human		



Anti-Human IgM (μ chain), CF™ 488A antibody produced in goat

All Photos (2)


Product No.	Clonality	Application	Species Reactivity	Citations	SDS
SAB4600439	polyclonal	ELISA (i), FACS, ICC, IF, IHC, WB	human		



Anti-Human IgM (μ chain), CF™ 647 antibody produced in goat

All Photos (1)


Product No.	Clonality	Application	Species Reactivity	Citations	SDS
SAB4600437	polyclonal	ELISA (i), FACS, ICC, IF, IHC, WB	human		
SAB4600436	polyclonal	ELISA (i), FACS, ICC, IF, IHC, WB	human	4	



Anti-Human IgM antibody, Rabbit monoclonal


All Photos (4)

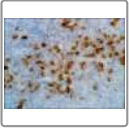
Product No.	Clonality	Application	Species Reactivity	Citations	SDS
SAB5600214	RM121, monoclonal recombinant monoclonal	ELISA, FACS, ICC, IHC	human		



Anti-Human Integrin α V β 3 (LM609) ColorWheel® Dye-Ready mAb

All Photos (4)


Product No.	Clonality	Application	Species Reactivity	Citations	SDS
CWA-1141	LM609, monoclonal	FACS	human		



Anti-Human Kappa Light Chain antibody, Rabbit monoclonal


[All Photos](#) (3)

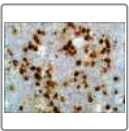
Product No.	Clonality	Application	Species Reactivity	Citations	SDS
SAB5600219	RM126, monoclonal recombinant monoclonal	ELISA, FACS, ICC, IHC	human		



Anti-Human Ki-67 (Ki-67) Colorwheel® Dye-Ready mAb

[All Photos](#) (6)


Product No.	Clonality	Application	Species Reactivity	Citations	SDS
CWA-1078	Ki-67, monoclonal	FACS	human		



Anti-Human Lambda Light Chain antibody, Rabbit monoclonal


[All Photos](#) (3)


Product No.	Clonality	Application	Species Reactivity	Citations	SDS
SAB5600220	RM127, monoclonal recombinant monoclonal	ELISA, FACS, ICC, IHC	human		



Anti-Human LAMP-1/CD107a (2E9) ColorWheel® Dye-Ready mAb


[All Photos](#) (4)


Product No.	Clonality	Application	Species Reactivity	Citations	SDS
CWA-1146	2E9, monoclonal	FACS	human		



Anti-Human Macrosialin/CD68 (Y1/82A) ColorWheel® Dye-Ready mAb


[All Photos](#) (6)

Product No.	Clonality	Application	Species Reactivity	Citations	SDS
CWA-1092	Y1/82A, monoclonal	FACS	human		



Anti-Human MCAM/CD146 (P1H12) ColorWheel® Dye-Ready mAb

[All Photos](#) (4)

Product No.	Clonality	Application	Species Reactivity	Citations	SDS
CWA-1142	P1H12, monoclonal	FACS	human		



Anti-Human Metapneumovirus Antibody

[All Photos](#) (1)

Product No.	Clonality	Application	Species Reactivity	Citations	SDS
MAB80120	8, monoclonal	ELISA, FACS, IF	human	2	



Anti-Human Metapneumovirus Antibody, clone 118

[All Photos](#) (1)

Product No.	Clonality	Application	Species Reactivity	Citations	SDS
MAB80123	118, monoclonal	ELISA, FACS, IF	human	3	

All Photos (1) **Anti-Human Metapneumovirus Antibody, clone 132**

Product No.	Clonality	Application	Species Reactivity	Citations	SDS
MAB80124	132, monoclonal	ELISA, FACS, IF	human	4	



Anti-Human Metapneumovirus Antibody, clone 134

All Photos (1)

Product No.	Description	SDS
MAB80125	clone 134, Chemicon [®] , from mouse	



Anti-Human Metapneumovirus Antibody, clone 140

All Photos (1)

Product No.	Clonality	Application	Species Reactivity	Citations	SDS
MAB80128	140, monoclonal	ELISA, FACS, IF	human	1	



Anti-Human Metapneumovirus Antibody, clone 36

All Photos (1)

Product No.	Clonality	Application	Species Reactivity	Citations	SDS
MAB80121	36, monoclonal	ELISA, FACS, IF	human	4	



Anti-Human Metapneumovirus Antibody, clone 406

All Photos (1)

Product No.	Clonality	Application	Species Reactivity	Citations	SDS
MAB80132	406, monoclonal	ELISA, FACS	human		



Anti-Human Metapneumovirus Antibody, clone 507

All Photos (1)

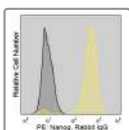
Product No.	Clonality	Application	Species Reactivity	Citations	SDS
MAB80138	507, monoclonal	ELISA, FACS, IF, WB	human	9	



Anti-Human Metapneumovirus Antibody, clone 67


All Photos (1)


Product No.	Clonality	Application	Species Reactivity	Citations	SDS
MAB80122	67, monoclonal	ELISA, FACS, IF	human	3	



Anti-Human Nanog (4C17) ColorWheel[®] Dye-Ready mAb


All Photos (7)

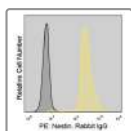
Product No.	Clonality	Application	Species Reactivity	Citations	SDS
CWA-1126	4C17, monoclonal	FACS	human		



Anti-Human Nestin (10C2) ColorWheel® Dye-Ready mAb


All Photos (9)

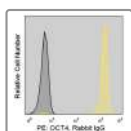
Product No.	Clonality	Application	Species Reactivity	Citations	SDS
CWA-1129	10C2, monoclonal	FACS	human		



Anti-Human Nestin (8B8) ColorWheel® Dye-Ready mAb


All Photos (7)

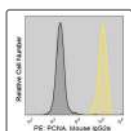
Product No.	Clonality	Application	Species Reactivity	Citations	SDS
CWA-1132	8B8, monoclonal	FACS	human		



Anti-Human OCT4 (4N8) ColorWheel® Dye-Ready mAb


All Photos (7)


Product No.	Clonality	Application	Species Reactivity	Citations	SDS
CWA-1124	4N8, monoclonal	FACS	human		



Anti-Human PCNA (PC10) ColorWheel® Dye-Ready mAb


All Photos (4)

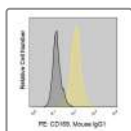
Product No.	Clonality	Application	Species Reactivity	Citations	SDS
CWA-1175	PC10, monoclonal	FACS	human		



Anti-Human PD-L1 (29E.2A3) Colorwheel® Dye-Ready mAb


All Photos (6)

Product No.	Clonality	Application	Species Reactivity	Citations	SDS
CWA-1069	29E.2A3, monoclonal	FACS	human		



Anti-Human Siglec1/CD169 (7-239) ColorWheel® Dye-Ready mAb



All Photos (7)

Product No.	Clonality	Application	Species Reactivity	Citations	SDS
CWA-1102	7-239, monoclonal	FACS	human		



Anti-Huntingtin Protein Antibody, clone 1M11, ZooMAb® Rabbit Monoclonal

All Photos (10)

Product No.	Clonality	Application	Species Reactivity	Citations	SDS
ZRB1102	1M11, recombinant monoclonal	FACS, ICC, IHC (p), WB	human, rat, mouse	 	



Anti-ICAM-1 Antibody, clone 3E2B, Azide Free

All Photos (1)

Product No.	Clonality	Application	Species Reactivity	Citations	SDS
MAB1397Z	3E2B, monoclonal	ELISA, FACS, ICC, IHC	mouse	1	



Anti-ICAM-1 Antibody, clone P2A4

All Photos (1)


Product No.	Clonality	Application	Species Reactivity	Citations	SDS
MAB2146	P2A4, monoclonal	ELISA, FACS, ICC, IHC, IP	human	10	



Anti-ICAM-1 Antibody, clone P2A4, Azide Free

[All Photos](#) (1)

Product No.	Clonality	Application	Species Reactivity	Citations	SDS
MAB2146Z	P2A4, monoclonal	ELISA, FACS, ICC, IHC, IP	human	3	



Anti-ICAM-1/CD54 Antibody, clone 2G8Z5, Rabbit Monoclonal

[All Photos](#) (3)

Product No.	Description
SAB5702149	

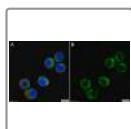


ANTI-ICOS(C-TERMINAL) antibody produced in rabbit

Synonym(s): AILIM, Activation-inducible lymphocyte immunomediatory molecule, CD_antigen=CD278, ICOS, Inducible T-cell costimulator

[All Photos](#) (1)

Product No.	Clonality	Application	Species Reactivity	Citations	SDS
SAB1306778	polyclonal	FACS, IHC, WB	human		




Anti-ICOS/CD278 Antibody, clone 1D20 ZooMAb[®] Rabbit Monoclonal

[All Photos](#) (6)

Product No.	Clonality	Application	Species Reactivity	Citations	SDS
ZRB2711	recombinant monoclonal	FACS, ICC, WB, affinity binding assay	human		

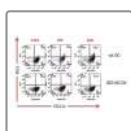




Anti-ICOS/CD278 Antibody, clone C398.4A

[All Photos](#) (1)

Product No.	Clonality	Application	Species Reactivity	Citations	SDS
MABF977	C398.4A, monoclonal	FACS, ICC, IHC, IP	mouse, human		



Anti-Ido1, clone 8G11 Antibody

[All Photos](#) (3)

Product No.	Clonality	Application	Species Reactivity	Citations	SDS
MABS485	8G11, monoclonal	FACS, WB	mouse	1	




ANTI-IER3(N-TERMINAL) antibody produced in rabbit

Synonym(s): DIF2, IER3, IEX1, PRG1, Radiation-inducible immediate-early gene IEX-1

[All Photos](#) (1)


Product No.	Clonality	Application	Species Reactivity	Citations	SDS
SAB1307239	polyclonal	FACS, IF, IHC, WB	human, mouse		



Anti-IFIT3 Antibody

[All Photos](#) (3)


Product No.	Clonality	Application	Species Reactivity	Citations	SDS
ABF1048	polyclonal	FACS, ICC, IHC, IP, WB	mouse, human	1	



Anti-IFIT1/p56 Antibody

[All Photos](#) (2)


Product No.	Clonality	Application	Species Reactivity	Citations	SDS
ABF117	polyclonal	FACS, ICC, WB	human, mouse	3	



Anti-IFNAR1 Antibody, clone 4G8

[All Photos](#) (1)

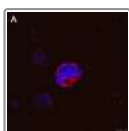
Product No.	Clonality	Application	Species Reactivity	Citations	SDS
MABF939	4G8, monoclonal	FACS	human		



Anti-IFNAR-1 Antibody, clone MARI-5A3

[All Photos](#) (1)



Product No.	Clonality	Application	Species Reactivity	Citations	SDS
04-151	MARI-5A3, monoclonal	FACS, IP, Neutral, WB	mouse	1	




Anti-IFN γ Antibody, clone 5K15 ZooMAb[®] Rabbit Monoclonal

Synonym(s): IFN-gamma, Immune interferon, Interferon gamma

[All Photos](#) (12)

Product No.	Description	SDS
ZRB1620	recombinant, expressed in HEK 293 cells	 



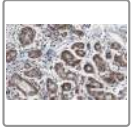
Anti-IFNGR2 antibody produced in mouse

[All Photos](#) (2)

Product No.	Clonality	Application	Species Reactivity	Citations
SAB1406006	polyclonal	FACS, WB	human	



All Photos (2) **Anti-IFNGR2 antibody produced in mouse**

Product No.	Clonality	Application	Species Reactivity	Citations
SAB1406006	polyclonal	FACS, WB	human	



Anti-IGF-1R β Antibody, clone 1D18 ZooMAb[®] Rabbit Monoclonal



All Photos (13)

Product No.	Clonality	Application	Species Reactivity	Citations	SDS
ZRB1482	1D18, recombinant monoclonal	FACS, IHC, WB, affinity binding assay	rat, mouse, human	 	



Anti-IGF-2R/CD222 Antibody, clone 209 ZooMAb[®] Rabbit Monoclonal




[All Photos](#) (13)

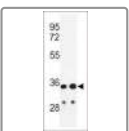
Product No.	Clonality	Application	Species Reactivity	Citations	SDS
ZRB1939	209, recombinant monoclonal	FACS, ICC, IHC (p), WB, affinity binding assay	human	 	



Anti-IgG1 Fc gamma chain Antibody, clone 1B17 ZooMAb[®] Rabbit Monoclonal

[All Photos](#) (6)

Product No.	Clonality	Application	Species Reactivity	Citations	SDS
ZRB1671	recombinant monoclonal	ELISA, FACS, IHC, WB	human	  	



ANTI-IGH(C-TERMINAL) antibody produced in rabbit

Synonym(s): IGH, IGHA1, IGHA2, Ig alpha-1 chain C region, Ig alpha-2 chain C region

[All Photos](#) (1)

Product No.	Clonality	Application	Species Reactivity	Citations	SDS
SAB1306451	polyclonal	FACS, IHC, WB	human		



ANTI-IGHA1 (C-TERM) antibody produced in rabbit

Synonym(s): IGHA1, Ig alpha-1 chain C region

[All Photos](#) (2)

Product No.	Clonality	Application	Species Reactivity	Citations	SDS
SAB1303128	polyclonal	FACS, IHC, WB	human	6	



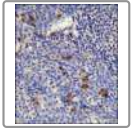
ANTI-IGJ(N-TERMINAL) antibody produced in rabbit

Synonym(s): IGCJ, IGJ, Immunoglobulin J chain



All Photos (1)

Product No.	Clonality	Application	Species Reactivity	Citations	SDS
SAB1307200	polyclonal	FACS, IHC, WB	human		




ANTI-IGLV1-40 (C-TERM) antibody produced in rabbit

Synonym(s): IGLV1-40, V1-13, V1-13 protein

All Photos (1)

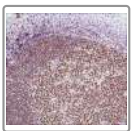
Product No.	Clonality	Application	Species Reactivity	Citations	SDS
SAB1301184	polyclonal	FACS, IHC, WB	human		



Anti-Ikaros Antibody, clone 4E9

All Photos (2)

Product No.	Clonality	Application	Species Reactivity	Citations	SDS
MABE912	4E9, monoclonal	ChIP, FACS, WB	human, mouse	1	



Anti-IKAROS antibody, Rabbit monoclonal

All Photos (2)

Product No.	Clonality	Application	Species Reactivity	Citations	SDS
SAB5500120	SP108, monoclonal	FACS, IHC	human (tested)		

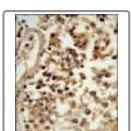


Anti-IKZF1/IKAROS antibody, Mouse monoclonal

Synonym(s): Anti-Hs.54452, Anti-IK1, Anti-IKAROS family zinc finger 1, Anti-LYF1, Anti-PRO0758, Anti-ZNFN1A1, Anti-hlk-1

All Photos (3)

Product No.	Clonality	Application	Species Reactivity	Citations	SDS
SAB4200366	E1.14, monoclonal	FACS, ICC, IF, WB	rat, monkey, human, mouse	3	

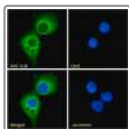


ANTI-IL31 (N-TERM) antibody produced in rabbit

Synonym(s): IL-31, IL31, Interleukin-31

All Photos (2)

Product No.	Clonality	Application	Species Reactivity	Citations	SDS
SAB1302876	polyclonal	FACS, IHC, WB	mouse, human		

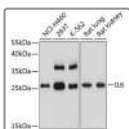


Anti-IL18 antibody produced in goat

Synonym(s): Anti-IGIF, Anti-IL-18, Anti-IL-1g, Anti-IL1F4, interleukin 18 (interferon-gamma-inducing factor)

All Photos (4)

Product No.	Clonality	Application	Species Reactivity	Citations	SDS
SAB2501258	polyclonal	ELISA (i), FACS, IF, WB	human	1	



Anti-IL6 antibody produced in rabbit

All Photos (1)


Product No.	Clonality	Application	Species Reactivity	Citations	SDS
SAB5700181	polyclonal	FACS, IHC, WB	human, rat		



Anti-IL-12 p40 Antibody, clone 11B10

All Photos (1)

Product No.	Description	SDS
MABF2295		



Anti-IL-12/IL-23 p40 (mouse), PE, clone C17.8 Antibody

All Photos (2)

Product No.	Clonality	Application	Species Reactivity	Citations	SDS
MABF1514	C17.8, monoclonal	FACS	mouse	1	
MABF1513	C17.8, monoclonal	FACS	mouse		






Anti-IL-13 Antibody, clone 1B10 ZooMAb® Rabbit Monoclonal



Synonym(s): Anti-SUCNR1/GPR91 Antibody, clone 1N21 ZooMAb® Rabbit Monoclonal



[Photos](#) (8)

Product No.	Clonality	Application	Species Reactivity	Citations	SDS
ZRB2453	1B10, recombinant monoclonal	FACS, ICC, IHC, WB, affinity binding assay	human	  	



Anti-IL-17A Antibody, clone 1F21 ZooMAb® Rabbit Monoclonal



[All Photos](#) (15)

Product No.	Clonality	Application	Species Reactivity	Citations	SDS
ZRB1708	1F21, recombinant monoclonal	FACS, ICC, IHC (p), WB, affinity binding assay	human, mouse	 	



Anti-IL-17A Antibody, clone 3K22 ZooMAb® Rabbit Monoclonal

[All Photos](#) (14)

Product No.	Clonality	Application	Species Reactivity	Citations	SDS
ZRB2409	3K22, recombinant monoclonal	FACS, ICC, IHC (p), affinity binding assay	mouse, human	 	



Anti-IL-17A/CTLA8 Antibody, clone MM17F3

[All Photos](#) (2)


Product No.	Clonality	Application	Species Reactivity	Citations	SDS
MABF2009	MM17F3 or MM17AF3, monoclonal	ELISA, FACS, IHC, Neutral, WB, inhibition assay	mouse		



Anti-IL-17F Antibody, clone MM17F-8F5

[All Photos](#) (2)


Product No.	Clonality	Application	Species Reactivity	Citations	SDS
MABF2008	MM17F-8F5, monoclonal	ELISA, FACS, Neutral, WB, inhibition assay	mouse		



Anti-IL-18 Antibody, clone 12E7.1

[All Photos](#) (2)


Product No.	Clonality	Application	Species Reactivity	Citations	SDS
04-1585	12E7.1, monoclonal	FACS, IHC	human, mouse	3	



Anti-IL-2 (mouse), APC, clone JES6-5H4 Antibody

[All Photos](#) (1)

Product No.	Clonality	Application	Species Reactivity	Citations	SDS
MABF150C	JES6-5H4, monoclonal	FACS	mouse		




Anti-IL-2 (mouse), clone JES6-5H4, biotin conjugate Antibody

[All Photos](#) (1)

Product No.	Clonality	Application	Species Reactivity	Citations	SDS
MABF150D	JES6-5H4, monoclonal	FACS	mouse		




Anti-IL-2 (mouse), PE, clone JES6-5H4 Antibody



[All Photos](#) (1)


Product No.	Clonality	Application	Species Reactivity	Citations	SDS
MABF150E	JES6-5H4, monoclonal	FACS	mouse		



Anti-IL-21 Antibody

[All Photos](#) (2)

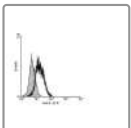
Product No.	Clonality	Application	Species Reactivity	Citations	SDS
ABF184	polyclonal	FACS, WB	human	1	



Anti-IL-22RA-1 Antibody

[All Photos](#) (3)


Product No.	Clonality	Application	Species Reactivity	Citations	SDS
06-1077-I	polyclonal	FACS, IHC, WB	human, mouse		



Anti-IL-23R Antibody, cytoplasmic

[All Photos](#) (3)

Product No.	Clonality	Application	Species Reactivity	Citations	SDS
06-1331	polyclonal	ELISA, FACS, IHC, WB	human, mouse	2	



Anti-IL-27A Antibody

[All Photos](#) (3)

Product No.	Clonality	Application	Species Reactivity	Citations	SDS
06-1082-I	polyclonal	FACS, IHC, WB	human		




Anti-IL-2R beta (CD122) Antibody, clone TM-beta1

All Photos (1)

Product No.	Clonality	Application	Species Reactivity	Citations	SDS
MABF951	TM-beta 1, monoclonal	FACS, ICC, IP, Neutral, WB	mouse		

[All Photos](#) (2) **Anti-IL-33 Antibody**


Product No.	Clonality	Application	Species Reactivity	Citations	SDS
ABF108	polyclonal	FACS, WB	mouse	2	



Anti-IL-34, clone 1D12 Antibody

[All Photos](#) (2)

Product No.	Clonality	Application	Species Reactivity	Citations	SDS
MABT493	1D12, monoclonal	FACS, IF	human	3	



Anti-IL-4 (mouse), APC, clone 11B11 Antibody



All Photos (1)


Product No.	Clonality	Application	Species Reactivity	Citations	SDS
MABF150B	11B11, monoclonal	FACS	mouse		



Anti-IL-6 Antibody, clone 1G18 ZooMAb[®] Rabbit Monoclonal

All Photos (12)

Product No.	Clonality	Application	Species Reactivity	Citations	SDS
ZRB1970	1G18, recombinant monoclonal	FACS, IHC, WB, affinity binding assay	human, mouse	 	



Anti-IL-7Ra (CD127), extracellular Antibody




All Photos (3)


Product No.	Clonality	Application	Species Reactivity	Citations	SDS
06-1085-I	polyclonal	FACS, WB	human		



Anti-IL-8 Antibody, clone 1D20 ZooMAb[®] Rabbit Monoclonal

All Photos (5)


Product No.	Clonality	Application	Species Reactivity	Citations	SDS
ZRB2567	recombinant monoclonal	FACS, IHC, WB	human	  	



Anti-IL-9 Antibody, clone MH9A3

All Photos (1)

Product No.	Clonality	Application	Species Reactivity	Citations	SDS
MABF2786	MH9A3, monoclonal	ELISA, FACS, Neutral, multiplexing	human		



Anti-IL-9 Antibody, clone MH9A4

[All Photos](#) (1)


Product No.	Clonality	Application	Species Reactivity	Citations	SDS
MABF2795	MH9A4, monoclonal	ELISA, FACS	human		



Anti-IL13R alpha 1 Antibody, clone IG3

[All Photos](#) (1)

Product No.	Clonality	Application	Species Reactivity	Citations	SDS
MABF2060	IG3, monoclonal	FACS, IP, WB	mouse		



Anti-IL4R antibody produced in mouse

[All Photos](#) (2)

Product No.	Clonality	Application	Species Reactivity	Citations	SDS
SAB1406023	polyclonal	FACS, WB	human		



Anti-IL1R1 antibody produced in mouse

[All Photos](#) (2)

Product No.	Clonality	Application	Species Reactivity	Citations	SDS
SAB1406018	polyclonal	FACS, WB	human	1	




Anti-IL1R2 antibody produced in mouse

Synonym(s): Anti-IL1RB, Anti-MGC47725

[All Photos](#) (4)


Product No.	Clonality	Application	Species Reactivity	Citations
SAB1400304	polyclonal	FACS, WB	human	



Anti-IL13RA1 antibody produced in mouse

[All Photos](#) (2)


Product No.	Clonality	Application	Species Reactivity	Citations
SAB1406030	polyclonal	FACS, WB	human	



Anti-IL22RA1 antibody produced in mouse

[All Photos](#) (2)

Product No.	Clonality	Application	Species Reactivity	Citations	SDS
SAB1407826	polyclonal	FACS, WB	human		



Anti-IL13RA2 antibody produced in mouse

[All Photos](#) (2)

Product No.	Clonality	Application	Species Reactivity	Citations
SAB1406031	polyclonal	FACS, WB	human	




ANTI-IL17RB (CENTER) antibody produced in rabbit

Synonym(s): Cytokine receptor CRL4, EVI27, IL-17 receptor B, IL-17 receptor homolog 1, IL-17B receptor, IL-17RB, IL-17Rh1, IL17BR, IL17RB, IL17Rh1, Interleukin-17 receptor B, Interleukin-17B receptor, UNQ2501/PRO19612

[All Photos](#) (1)


Product No.	Clonality	Application	Species Reactivity	Citations	SDS
SAB1303013	polyclonal	FACS, IHC, WB	human	4	



Anti-IL2RB antibody produced in mouse

[All Photos](#) (2)

Product No.	Clonality	Application	Species Reactivity	Citations	SDS
SAB1406020	polyclonal	FACS, WB	human	2	



Anti-IL1RL1, clone RMST2-2, Azide Free Antibody

[All Photos](#) (1)

Product No.	Description	SDS
MABF231	clone RMST2-2, from rat	

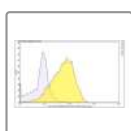


ANTI-IMP3 (C-TERM) antibody produced in rabbit

Synonym(s): BRMS2, C15orf12, IMP3, MRPS4, U3 small nucleolar ribonucleoprotein protein IMP3, U3 snoRNP protein IMP3

[All Photos](#) (1)

Product No.	Clonality	Application	Species Reactivity	Citations	SDS
SAB1303015	polyclonal	FACS, IHC, WB	human		



Anti-insulin peptide-MHC Antibody, clone mAb287

[All Photos](#) (1)



Product No.	Clonality	Application	Species Reactivity	Citations	SDS
MABF2117	mAb287, monoclonal	ELISA, FACS, inhibition assay	mouse	1	

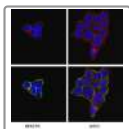


Anti-Integrin α -5 Antibody, clone 5E18 ZooMAb[®] Rabbit Monoclonal

Synonym(s): CD49 antigen-like family member E, CD49e, Fibronectin receptor subunit alpha, Integrin alpha-F, VLA-5

[All Photos](#) (21)


Product No.	Clonality	Application	Species Reactivity	Citations	SDS
ZRB1122	5E18, monoclonal recombinant monoclonal	FACS, ICC, IHC, WB, affinity binding assay	human, mouse		 



Anti-Integrin α 1 Antibody, clone FB12

[All Photos](#) (2)

Product No.	Clonality	Application	Species Reactivity	Citations	SDS
MAB1973	FB12, monoclonal	ELISA, FACS, ICC, IHC, IP, WB	human	54	



Anti-Integrin α 1 Antibody, clone FB12, azide free

[All Photos](#) (1)

Product No.	Clonality	Application	Species Reactivity	Citations	SDS
MAB1973Z	FB12, monoclonal	ELISA, FACS, IHC, IP, WB	human	15	



Anti-Integrin α 2 Antibody, clone HMa2

[All Photos](#) (1)

Product No.	Clonality	Application	Species Reactivity	Citations	SDS
CBL1345	HMA α 2, monoclonal	FACS, IF, IHC, IP	mouse	3	



Anti-Integrin α 2b (CD41) antibody, Mouse monoclonal

Synonym(s): Anti-CD41, Anti-CD41B, Anti-GP2B, Anti-GTA, Anti-ITGA2B integrin, alpha 2b

[All Photos](#) (1)


Product No.	Clonality	Application	Species Reactivity	Citations	SDS
I9660	PM6/248, monoclonal	FACS, IP	baboon, human	7	



Anti-Integrin $\alpha 2\beta 1$ Antibody, clone BHA2.1

[All Photos](#) (1)

Product No.	Clonality	Application	Species Reactivity	Citations	SDS
MAB1998	BHA2.1, monoclonal	FACS, IHC (p), IP	human, canine, pig	36	



Anti-Integrin $\alpha 2\beta 1$ Antibody, clone BHA2.1, azide free

[All Photos](#) (2)


Product No.	Clonality	Application	Species Reactivity	Citations	SDS
MAB1998Z	BHA2.1, monoclonal	FACS, IHC, IP	human, pig	9	



Anti-Integrin $\alpha 3$ Antibody, clone ASC-1

[All Photos](#) (1)

Product No.	Clonality	Application	Species Reactivity	Citations	SDS
MAB2056	ASC-1, monoclonal	FACS, IHC, IP	human	7	



Anti-Integrin $\alpha 3$ Antibody, clone ASC-1 (Azide Free)

[All Photos](#) (1)

Product No.	Clonality	Application	Species Reactivity	Citations	SDS
MAB2056Z	ASC-1, monoclonal	FACS, IHC, IP	human	3	



Anti-Integrin $\alpha 3$ Antibody, clone ASC-6

[All Photos](#) (1)

Product No.	Clonality	Application	Species Reactivity	Citations	SDS
MAB2057	ASC-6,	FACS, IHC,	human	7	

Product No.	Clonality	Application	Species Reactivity	Citations	SDS
	monoclonal	IP			

All Photos (1) **Anti-Integrin α 4 Antibody, clone HP2/1**

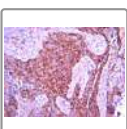
Product No.	Clonality	Application	Species Reactivity	Citations	SDS
MAB1383	HP2/1, monoclonal	FACS, IHC, IP	human, bovine, rat	9	



Anti-Integrin α 4 Antibody, clone P1H4

All Photos (1)

Product No.	Clonality	Application	Species Reactivity	Citations	SDS
MAB16983	P1H4, monoclonal	ELISA, FACS, ICC, IHC, IP	human, primate	36	



Anti-Integrin α 4 Antibody, clone P1H4, azide free

All Photos (5)

Product No.	Clonality	Application	Species Reactivity	Citations	SDS
MAB16983Z	P1H4, monoclonal	ELISA, FACS, ICC, IHC, IP	human, primate	7	



Anti-Integrin $\alpha 4$ Antibody, clone PS/2

All Photos (1)


Product No.	Clonality	Application	Species Reactivity	Citations	SDS
CBL1304	PS/2, monoclonal	FACS, IF, IHC, IP	human, mouse	5	



Anti-Integrin $\alpha 5\beta 1$ Antibody

All Photos (1)

Product No.	Clonality	Application	Species Reactivity	Citations	SDS
MAB1969-I	JBS5, monoclonal	ELISA, FACS, RIA, WB, inhibition assay	human		



Anti-Integrin $\alpha 5\beta 1$ Antibody, clone BMA5

All Photos (1)

Product No.	Clonality	Application	Species Reactivity	Citations	SDS
MAB1984-I	BMA5, monoclonal	FACS, IP	mouse	7	



Anti-Integrin $\alpha 5\beta 1$ Antibody, clone BMB5

All Photos (1)

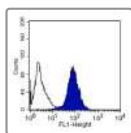
Product No.	Clonality	Application	Species Reactivity	Citations	SDS
MAB2514	BMB5, monoclonal	FACS, IHC, IP, WB	mouse	11	



Anti-Integrin $\alpha 5\beta 1$ Antibody, clone BMC5

All Photos (1)

Product No.	Clonality	Application	Species Reactivity	Citations	SDS
MAB2575	BMC5, monoclonal	FACS, IHC, IP	mouse	4	



Anti-Integrin $\alpha 5\beta 1$ Antibody, clone HA5

All Photos (1)

Product No.	Clonality	Application	Species Reactivity	Citations	SDS
MAB1999	HA5, monoclonal	FACS, IP	pig, human	36	



Anti-Integrin $\alpha 6$ Antibody, clone MA6

All Photos (1)

Product No.	Clonality	Application	Species Reactivity	Citations	SDS
MAB1982	MA6, monoclonal	FACS, IHC, IP	mouse	1	



Anti-Integrin $\alpha 6$ Antibody, clone NKI-GoH3



All Photos (1)

Product No.	Clonality	Application	Species Reactivity	Citations	SDS
MAB1378	NKI-GoH3, monoclonal	FACS, IHC	human, mouse	99	



Anti-Integrin $\alpha 6/CD49f$ Antibody, clone 5I3 ZooMAb[®] Rabbit Monoclonal

All Photos (20)

Product No.	Clonality	Application	Species Reactivity	Citations	SDS
ZRB1168	5I3, recombinant monoclonal	FACS, ICC, IHC (p), WB	monkey, human, mouse	 	




Anti-Integrin $\alpha 9\beta 1$ Antibody, clone Y9A2, azide free



Antibodies (1)


Product No.	Clonality	Application	Species Reactivity	Citations	SDS
MAB2078Z	Y9A2, monoclonal	FACS, IP	human, guinea pig	15	



Anti-Integrin alpha 5 (ITGA5/CD49e) Antibody, clone 8F206, Rabbit Monoclonal

All Photos (7)


Product No.	Description
SAB5702099	



Anti-Integrin alpha 6 (ITGA6/CD49f) Antibody, clone 2R5F1, Rabbit Monoclonal

All Photos (1)

Product No.	Description
SAB5702101	



Anti-Integrin alpha V (ITGAV/CD51) Antibody, clone 10T9N2, Rabbit Monoclonal



All Photos (5)

Product No.	Description
SAB5702151	



Anti-Integrin alpha V beta 6 Antibody, clone EM05201, ZooMAb[®] Rabbit Monoclonal

All Photos (22)

Product No.	Clonality	Application	Species Reactivity	Citations	SDS
ZRB1104	EM05201, recombinant monoclonal	FACS, ICC,	human, rat		 


Product No.	Clonality	Application	Species Reactivity	Citations	SDS
		IHC (p), WB			



Anti-Integrin alpha-4 (CD49d) Antibody, clone TA-2

[All Photos](#) (2)

Product No.	Clonality	Application	Species Reactivity	Citations	SDS
MABF950	TA-2, monoclonal	FACS, IP	rat		



Anti-Integrin alpha-V Antibody, clone 272-17E6 (Azide free)

[All Photos](#) (1)

Product No.	Clonality	Application	Species Reactivity	Citations	SDS
MABT207	272-17E6, monoclonal	FACS, IP, activity assay	human	9	



Anti-Integrin αM [CD11b] Antibody, clone OX-42

[All Photos](#) (1)

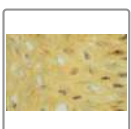
Product No.	Clonality	Application	Species Reactivity	Citations	SDS
CBL1512	OX-42, monoclonal	FACS, IHC (p), IP	rat	44	
CBL1512Z	OX-42, monoclonal	FACS, IHC, IP	rat	4	



Anti-Integrin αM [CD11b] Antibody, clone OX-42, FITC conjugated

[All Photos](#) (1)

Product No.	Clonality	Application	Species Reactivity	Citations	SDS
CBL1512F	OX-42, monoclonal	FACS, IHC	rat	2	



Anti-Integrin αV Antibody, clone 13C2



[All Photos](#) (1)

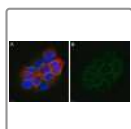
Product No.	Clonality	Application	Species Reactivity	Citations	SDS
CBL490	13C2, monoclonal	FACS, IHC	human	3	



Anti-Integrin α V Antibody, clone 272-17E6 ZooMAb[®] Mouse Monoclonal

[All Photos](#) (13)

Product No.	Clonality	Application	Species Reactivity	Citations	SDS
ZMS1053	272-17E6, recombinant monoclonal monoclonal	FACS, ICC, IHC (p)	human	 	



Anti-Integrin α V Antibody, clone LM142

[All Photos](#) (2)

Product No.	Clonality	Application	Species Reactivity	Citations	SDS
MAB1978-I	LM142, monoclonal	FACS, IF, IHC (p), Neutral	human		



Anti-Integrin α V Antibody, clone P3G8

[All Photos](#) (1)

Product No.	Clonality	Application	Species Reactivity	Citations	SDS
MAB1953	P3G8, monoclonal	ELISA, FACS, ICC, IHC, IP	human	12	



Anti-Integrin α V Antibody, clone P3G8, azide free

[All Photos](#) (1)

Product No.	Clonality	Application	Species Reactivity	Citations	SDS
MAB1953Z	P3G8, monoclonal	ELISA, FACS, ICC, IHC, IP	human	15	



Anti-Integrin α V Antibody, extracellular, clone AV1, azide free

[All Photos](#) (1)

Product No.	Clonality	Application	Species Reactivity	Citations	SDS
MAB2021Z	AV1, monoclonal	FACS, WB	human	11	



Anti-Integrin α V β 3 Antibody, clone 27.1 (VNR-1) (Azide Free)

[All Photos](#) (1)



Product No.	Clonality	Application	Species Reactivity	Citations	SDS
MAB1876-Z	27.1 (VNR-1), monoclonal	FACS, IHC	human, rat	7	

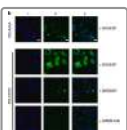


Anti-Integrin α V β 3 Antibody, clone EM22703 ZooMAb[®] Rabbit Monoclonal

Synonym(s): CD51/CD61

[All Photos](#) (19)

Product No.	Clonality	Application	Species Reactivity	Citations	SDS
ZRB1190	recombinant monoclonal	FACS, ICC, IF, IHC	human	1	 



Anti-Integrin α V β 3 Antibody, clone LM609

[All Photos](#) (2)

Product No.	Clonality	Application	Species Reactivity	Citations	SDS
MAB1976	LM609, monoclonal	FACS, IF, IHC, IP	chicken, canine, rabbit, avian, monkey, human, pig, bovine	343	



All

Photos (10)

Anti-Integrin $\alpha V\beta 3$ Antibody, clone LM609 ZooMAb[®] Mouse

Monoclonal

Synonym(s): CD51/CD61

Product No.	Clonality	Application	Species Reactivity	Citations	SDS
ZMS1030	LM609, recombinant monoclonal monoclonal	FACS, ICC, IP	human	 	



Anti-Integrin $\alpha V\beta 3$ Antibody, clone LM609, Alexa Fluor[™] 488 conjugated

All

Photos (1)

Product No.	Clonality	Application	Species Reactivity	Citations	SDS
MAB1976X	LM609, monoclonal	FACS, IF	rabbit, monkey, canine, avian, bovine, chicken, pig, human	4	



Anti-Integrin $\alpha V\beta 3$ Antibody, clone LM609, Azide Free

[All Photos](#) (1)

Product No.	Clonality	Application	Species Reactivity	Citations	SDS
MAB1976Z	LM609, monoclonal	FACS, IHC, IP	human, canine, pig, rabbit, bovine, chicken, monkey, avian	52	



Anti-Integrin $\alpha V\beta 3$ Antibody, clone LM609, biotin conjugated

[All Photos](#) (1)

Product No.	Clonality	Application	Species Reactivity	Citations	SDS
MAB1976B	LM609, monoclonal	FACS, IHC, IP	canine, chicken, pig, avian, human, bovine, rabbit, monkey	8	



Anti-Integrin $\alpha V\beta 3$ Antibody, clone LM609, FITC conjugated

[All Photos](#) (1)

Product No.	Clonality	Application	Species Reactivity	Citations	SDS
MAB1976F	LM609, monoclonal	FACS, IHC	canine, human, monkey, rabbit, pig, bovine, avian, chicken	12	



Anti-Integrin α V β 3 Antibody, clone LM609, Phycoerythrin conjugated

[All Photos](#) (1)

Product No.	Clonality	Application	Species Reactivity	Citations	SDS
MAB1976H	LM609, monoclonal	FACS, IHC	monkey, pig, rabbit, bovine, avian, chicken, canine, human	6	



Anti-Integrin α V β 5 Antibody, clone 15F11, Azide Free

[All Photos](#) (1)



Product No.	Clonality	Application	Species Reactivity	Citations	SDS
MAB2019Z	15F11, monoclonal	ELISA, FACS, ICC, IP	human	12	




Anti-Integrin α V β 5 Antibody, clone EM09902 , ZooMAb[®] Rabbit Monoclonal

Synonym(s): Fibronectin receptor

[All Photos](#) (13)


Product No.	Clonality	Application	Species Reactivity	Citations	SDS
ZRB1191	EM09902, recombinant monoclonal	FACS, ICC, IHC, WB	human	 	



Anti-Integrin α V β 5 Antibody, clone P1F6

[All Photos](#) (1)

Product No.	Clonality	Application	Species Reactivity	Citations	SDS
MAB1961	P1F6, monoclonal	FACS, ICC, IHC, IP	human, chicken	136	



Anti-Integrin α V β 5 Antibody, clone P1F6, azide free

All Photos (1)


Product No.	Clonality	Application	Species Reactivity	Citations	SDS
MAB1961Z	P1F6, monoclonal	FACS, IHC	chicken, human	22	



Anti-Integrin α V β 5 Antibody, clone P1F6, FITC conjugated

All Photos (1)

Product No.	Clonality	Application	Species Reactivity	Citations	SDS
MAB1961F	P1F6, monoclonal	FACS, IF, IHC	human, chicken	3	



Anti-Integrin α V β 5 Antibody, clone P1F6, Phycoerythrin conjugate

All Photos (1)

Product No.	Clonality	Application	Species Reactivity	Citations	SDS
MAB1961H-I	P1F6, monoclonal	FACS	human, hamster, chicken		



Anti-Integrin α V β 6 Antibody, clone 10D5, azide free

All Photos (1)

Product No.	Clonality	Application	Species Reactivity	Citations	SDS
MAB2077Z	10D5, monoclonal	FACS, IP	human, rat, mouse	53	



Anti-Integrin α V β 6 Antibody, clone E7P6, azide free

All Photos (1)

Product No.	Clonality	Application	Species Reactivity	Citations	SDS
MAB2074Z	E7P6, monoclonal	FACS, ICC, IHC	human	11	





Anti-Integrin α V β 8 Antibody, clone EM13309 , ZooMAb[®] Rabbit Monoclonal



Synonym(s): Fibronectin Receptor

Photos (13)

Product No.	Clonality	Application	Species Reactivity	Citations	SDS
ZRB1192	EM13309, recombinant monoclonal	FACS, ICC, IHC, WB	human	 	



Anti-Integrin α X Antibody, clone N418 Antibody, azide free

All Photos (1)

Product No.	Clonality	Application	Species Reactivity	Citations	SDS
MAB1399Z-I	N418, monoclonal	FACS, IHC, IP	mouse		



Anti-Integrin β 1 Antibody, a.a. 82-87, clone JB1A (a.k.a. J10)

All Photos (1)

Product No.	Clonality	Application	Species Reactivity	Citations	SDS
MAB1965	JB1A (J10), monoclonal	FACS, IHC, IP, WB	human	44	



Anti-Integrin β 1 Antibody, activated, clone B44, azide free

All Photos (1)


Product No.	Clonality	Application	Species Reactivity	Citations	SDS
MAB2259Z	B44, monoclonal	FACS, IHC, IP, WB, cell culture	human	12	



Anti-Integrin β 1 Antibody, activated, clone HUTS-4, Azide Free

All Photos (1)

Product No.	Clonality	Application	Species Reactivity	Citations	SDS
MAB2079Z	HUTS-4, monoclonal	ELISA, FACS, IHC, WB	rat, human	83	



Anti-Integrin β 1 Antibody, clone 12G10

[All Photos](#) (2)

Product No.	Clonality	Application	Species Reactivity	Citations	SDS
MAB2247-I	12G10, monoclonal	FACS, IF, WB	human	1	
MAB2247	12G10, monoclonal	ELISA, FACS, IP, WB, cell culture	human	20	



Anti-Integrin β 1 Antibody, clone 21C8

[All Photos](#) (1)

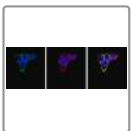
Product No.	Clonality	Application	Species Reactivity	Citations	SDS
MAB2250	21C8, monoclonal	FACS, IHC, IP	human	6	



Anti-Integrin β 1 Antibody, clone 21C8, azide free

[All Photos](#) (1)

Product No.	Clonality	Application	Species Reactivity	Citations	SDS
MAB2250Z	21C8, monoclonal	FACS, IHC, IP	human	1	



Anti-Integrin β 1 Antibody, clone 6S6

[All Photos](#) (1)

Product No.	Clonality	Application	Species Reactivity	Citations	SDS
MAB2253	6S6, monoclonal	FACS, IHC, IP	human	68	



Anti-Integrin β 1 Antibody, clone 6S6, Azide Free



[Photos](#) (1)

Product No.	Clonality	Application	Species Reactivity	Citations	SDS
MAB2253Z	6S6, monoclonal	FACS, IHC, IP	human	15	



Anti-Integrin β 1 Antibody, clone B3B11

[All Photos](#) (1)

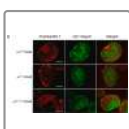
Product No.	Clonality	Application	Species Reactivity	Citations	SDS
MAB2251	B3B11, monoclonal	FACS, IHC, IP, WB	human	7	



Anti-Integrin β 1 Antibody, clone HB1.1

[All Photos](#) (1)

Product No.	Clonality	Application	Species Reactivity	Citations	SDS
MAB2000	HB1.1, monoclonal	FACS, IHC, IP, WB	human, pig	21	



Anti-Integrin β 1 Antibody, clone MB1.2

[All Photos](#) (2)

Product No.	Clonality	Application	Species Reactivity	Citations	SDS
MAB1997	MB1.2, monoclonal	FACS, IHC, IP, WB	mouse, human	115	



Anti-Integrin β 1 Antibody, clone MB1.2 Antibody, Alexa Fluor™ 647 Conjugate

[All Photos](#) (2)

Product No.	Clonality	Application	Species Reactivity	Citations	SDS
MAB1997-AF647	MB1.2, monoclonal	FACS, ICC	mouse		



Anti-Integrin β 1 Antibody, clone N29

[All Photos](#) (2)

Product No.	Clonality	Application	Species Reactivity	Citations	SDS
MAB2252	N29, monoclonal	FACS, IHC, IP, WB, cell culture	human	17	





Anti-Integrin β 1 Antibody, clone N29 (Azide Free)

[All Photos](#) (2)

Product No.	Clonality	Application	Species Reactivity	Citations	SDS
MAB2252Z-I	N29, monoclonal	FACS, IHC, IP, WB, cell culture	human	1	

All **Anti-Integrin β 1 Antibody, clone P4C10 ZooMAb[®] Mouse**
Photos (8) **Monoclonal**

Product No.	Clonality	Application	Species Reactivity	Citations	SDS
ZMS1140	P4C10, recombinant monoclonal	FACS, ICC, WB	human	 	



Anti-Integrin β 1 Antibody, clone P4G11

All Photos (1)

Product No.	Clonality	Application	Species Reactivity	Citations	SDS
MAB1951	P4G11, monoclonal	ELISA, FACS, ICC, IHC (p), IP, cell culture	monkey, rabbit, human	11	



Anti-Integrin β 1 Antibody, clone P4G11, azide free

[All Photos](#) (1)


Product No.	Clonality	Application	Species Reactivity	Citations	SDS
MAB1951Z	P4G11, monoclonal	ELISA, FACS, ICC, IHC, IP	monkey, human, rabbit	14	



Anti-Integrin β 1 Antibody, clone P4G11, FITC conjugated

[All Photos](#) (1)


Product No.	Clonality	Application	Species Reactivity	Citations	SDS
MAB1951F	P4G11, monoclonal	FACS, IF, IHC	rabbit, monkey, human	3	



Anti-Integrin β 1 Antibody, clone P5D2

[All Photos](#) (3)

Product No.	Clonality	Application	Species Reactivity	Citations	SDS
MAB1959	P5D2, monoclonal	ELISA, FACS, ICC, IHC, IP	human	57	



Anti-Integrin β 1 Antibody, clone P5D2 (Azide Free)| **MAB1959**

[All Photos](#) (2)

Product No.	Clonality	Application	Species Reactivity	Citations	SDS
MAB1959Z	P5D2, monoclonal	ELISA, FACS, ICC, IHC, IP	human	6	



Anti-Integrin β 2 [CD18] Antibody

[All Photos](#) (1)

Product No.	Clonality	Application	Species Reactivity	Citations	SDS
CBL158	MEM 48, monoclonal	FACS, IHC, WB	human	10	



Anti-Integrin β 3 Antibody, clone 25E11

[All Photos](#) (1)

Product No.	Clonality	Application	Species Reactivity	Citations	SDS
MAB1957	25E11, monoclonal	FACS, ICC, IP	human	18	



Anti-Integrin β 3 Antibody, clone 25E11, azide free

[All Photos](#) (1)

Product No.	Clonality	Application	Species Reactivity	Citations	SDS
MAB1957Z	25E11, monoclonal	FACS, ICC, IP	human	4	



Anti-Integrin β 3 Antibody, clone B3A, azide free

[All Photos](#) (1)



Product No.	Clonality	Application	Species Reactivity	Citations	SDS
MAB2023Z	B3A, monoclonal	FACS, WB	human	24	



Anti-Integrin β 3 Antibody, clone EM00212 ZooMAb[®] Rabbit Monoclonal

Synonym(s): CD61, GPIIIa, Integrin beta-3, Platelet membrane glycoprotein IIIa

[All Photos](#) (17)

Product No.	Clonality	Application	Species Reactivity	Citations	SDS
ZRB1515	EM00212, monoclonal recombinant monoclonal	FACS, ICC, IHC, WB	human		 

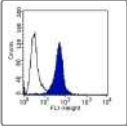


Anti-Integrin β 4 Antibody, clone ASC-3



Photos (1)


Product No.	Clonality	Application	Species Reactivity	Citations	SDS
MAB2058	ASC-3, monoclonal	FACS, IHC, IP	human	14	



Anti-Integrin β 4 Antibody, clone ASC-3, azide free

[All Photos](#) (2)


Product No.	Clonality	Application	Species Reactivity	Citations	SDS
MAB2058Z	ASC-3, monoclonal	FACS, IHC, IP	human	1	



Anti-Integrin β 4 Antibody, clone ASC-8

[All Photos](#) (2)


Product No.	Clonality	Application	Species Reactivity	Citations	SDS
MAB2059	ASC-8, monoclonal	FACS, IHC, IP	human	14	



Anti-Integrin β 4 Antibody, clone ASC-8 (Azide Free)

[All Photos](#) (2)

Product No.	Clonality	Application	Species Reactivity	Citations	SDS
MAB2059Z	ASC-8, monoclonal	FACS, IHC, IP	human	1	



Anti-Integrin β 4 Antibody, clone ASC-8, Azide & Ascites Free

[All Photos](#) (1)

Product No.	Clonality	Application	Species Reactivity	Citations	SDS
MAB2059-C	ASC-8, monoclonal	FACS, IHC, IP, inhibition assay	human		



Anti-Integrin β 4 Antibody, clone ASC-9

[All Photos](#) (1)

Product No.	Clonality	Application	Species Reactivity	Citations	SDS
MAB2060	ASC-9, monoclonal	FACS, IHC, IP	human	4	



Anti-Integrin β 6 Antibody, clone CS β 6, azide free

[All Photos](#) (1)


Product No.	Clonality	Application	Species Reactivity	Citations	SDS
MAB2076Z	CSbeta6, monoclonal	FACS, ICC, IHC, IP	human, monkey, rat, rabbit	6	



Anti-Integrin β 6 Antibody, clone R6G9, azide free

[All Photos](#) (1)

Product No.	Clonality	Application	Species Reactivity	Citations	SDS
MAB2075Z	R6G9, monoclonal	FACS, IP	human	5	



Anti-Integrin β 7 Antibody, clone FIB504

[All Photos](#) (1)

Product No.	Clonality	Application	Species Reactivity	Citations	SDS
MABT1439	FIB504, monoclonal	FACS, IHC, inhibition assay	human, mouse		






Anti-Integrin beta 1 Antibody, clone HUTS-4

ZooMAb[®] Mouse Monoclonal

Synonym(s): CD29, Fibronectin receptor subunit beta, GPIIA, Glycoprotein IIa, VLA-4 subunit beta

[All Photos](#) (14)

Product No.	Clonality	Application	Species Reactivity	Citations	SDS
ZMS1034	HUTS-4, recombinant monoclonal monoclonal	FACS, IF, IHC, WB	human	 	



Anti-Integrin beta 3 (ITGB3/CD61) Antibody, clone 7D5N1, Rabbit Monoclonal

[All Photos](#) (5)


Product No.	Description
SAB5702796	



Anti-Integrin beta-1 Antibody, clone 102DF5

[All Photos](#) (1)

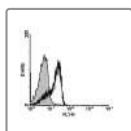
Product No.	Clonality	Application	Species Reactivity	Citations	SDS
MABT1502	102DF5, monoclonal	ELISA, FACS, IF, IHC, IP, WB	human	1	



Anti-Integrin beta-2 (CD18) Antibody, clone M18/2

[All Photos](#) (1)

Product No.	Clonality	Application	Species Reactivity	Citations	SDS
MABT42	M18/2, monoclonal	FACS, IP	mouse	2	




Anti-Integrin beta-3 (CD61) Antibody, clone HMb3-1

[All Photos](#) (1)

Product No.	Clonality	Application	Species Reactivity	Citations	SDS
MAB2637	HMb3-1, monoclonal	FACS, IHC	mouse	1	



Anti-Integrin beta7 Antibody, clone TN114





Product No.	Clonality	Application	Species Reactivity	Citations	SDS
MAB2638	TN114, monoclonal	FACS, IHC, IP	human		



**Anti-Integrin pan- α V Antibody, clone EM01309 ,
ZooMAb[®] Rabbit Monoclonal**

Synonym(s): CD51, Vitronectin receptor, Vitronectin receptor subunit alpha

**All
Photos** (14)



Product No.	Clonality	Application	Species Reactivity	Citations	SDS
ZRB1189	EM01309, recombinant monoclonal	FACS, ICC, IHC, WB	human	 	

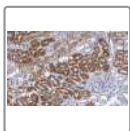


**Anti-Interferon β Antibody, clone 4F5 ZooMAb[®] Rabbit
Monoclonal**

Synonym(s): Fibroblast Interferon, IFN beta



**All
Photos** (9)

Product No.	Clonality	Application	Species Reactivity	Citations	SDS
ZRB1517	4F5, monoclonal recombinant monoclonal	FACS, IHC (p), WB, affinity binding assay	human	 	



**Anti-Interferon γ Antibody, clone 1N13 Antibody,
ZooMAb[®] Rabbit Monoclonal**

**All
Photos** (9)

Product No.	Clonality	Application	Species Reactivity	Citations	SDS
ZRB2195	1N13, recombinant monoclonal	FACS, IHC (p), WB, affinity binding assay	human	 	



Anti-Interferon Lambda 4, clone 4G1 Antibody

[All Photos](#) (2)

Product No.	Clonality	Application	Species Reactivity	Citations	SDS
MABF227	4G1, monoclonal	ELISA, FACS, ICC, IHC, WB	nonhuman primates, human	6	

All Photos (1) **Anti-Interferon- α/β Receptor 1 antibody produced in goat**
Synonym(s): Anti-IFN- α/β R1

Product No.	Clonality	Application	Species Reactivity	Citations	SDS
I4902	polyclonal	FACS, WB	human	2	




Anti-Interferon- α/β Receptor Chain 2 Antibody, clone MMHAR-2

All Photos (1)

Product No.	Clonality	Application	Species Reactivity	Citations	SDS
MAB1155	MMHAR-2, monoclonal	FACS, IHC, IP	human	23	



Anti-Interleukin 23 alpha (IL-23A) Antibody






[Photos](#) (2)

Product No.	Clonality	Application	Species Reactivity	Citations	SDS
06-1079	polyclonal	FACS, WB	mouse, human		



Anti-Interleukin-21 Antibody, clone 2B13 ZooMAb[®] Rabbit Monoclonal

[All Photos](#) (6)

Product No.	Clonality	Application	Species Reactivity	Citations	SDS
ZRB2769	recombinant monoclonal	FACS, ICC, IHC, WB	human, rat, mouse		  



Anti-Interleukin-6 Antibody, clone B-E8

[All Photos](#) (1)

Product No.	Clonality	Application	Species Reactivity	Citations	SDS
CBL2117	B-E8, monoclonal	ELISA, FACS, IHC, Neutral	human	9	




Anti-Interleukin-7 Receptor α /CD127 antibody produced in goat

Synonym(s): Anti-CD127, Anti-CDW127, Anti-IL7R, Anti-ILRA

[All Photos](#) (1)

Product No.	Clonality	Application	Species Reactivity	Citations	SDS
I8409	polyclonal	FACS, WB	human	7	



Anti-Interleukin-7/IL-7 Antibody, clone 7B1.1

[All Photos](#) (2)

Product No.	Clonality	Application	Species Reactivity	Citations	SDS
MABF301	7B1.1, monoclonal	FACS, WB	human		

Product No. Clonality Application Species Reactivity Citations SDS



Anti-Interleukin-8 Antibody, clone 8M6

[All Photos](#) (1)

Product No.	Clonality	Application	Species Reactivity	Citations	SDS
MAB1044	8M6, monoclonal	ELISA, FACS, Neutral, WB	bovine, goat, sheep	4	



Anti-Intestinal Stem Cell Antibody, clone F5C12

[All Photos](#) (1)

Product No.	Clonality	Application	Species Reactivity	Citations	SDS
MABS2231	F5C12, monoclonal	FACS, IHC (p)	mouse		



ANTI-IPO9(N-TERMINAL) antibody produced in rabbit

Synonym(s): IMP9, IPO9, Importin-9, KIAA1192, RANBP9



[All Photos](#) (1)

Product No.	Clonality	Application	Species Reactivity	Citations	SDS
SAB1307184	polyclonal	FACS, IHC, WB	mouse, human		



Anti-IRF-1 Antibody, clone 2L6 ZooMAb[®] Rabbit Monoclonal

[All Photos](#) (14)

Product No.	Clonality	Application	Species Reactivity	Citations	SDS
ZRB1991	2L6, recombinant monoclonal	FACS, ICC, IHC, WB, affinity binding assay	human		 



Anti-IRF-3 Antibody, clone AR-1



All Photos (1)

Product No.	Clonality	Application	Species Reactivity	Citations	SDS
MABF2778	AR-1, monoclonal	ELISA, FACS, IP, WB, inhibition assay	rhesus macaque, human		



Anti-IRF-5 Antibody, clone 1L11 ZooMAb[®] Rabbit Monoclonal


All Photos (12)

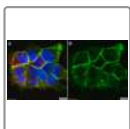
Product No.	Clonality	Application	Species Reactivity	Citations	SDS
ZRB2158	1L11, recombinant monoclonal	FACS, ICC, IHC, WB, affinity binding assay	human, mouse	 	



Anti-Islet-1 homeobox Antibody, clone 40.2D6



All Photos (1)

Product No.	Clonality	Application	Species Reactivity	Citations	SDS
MABN2729	40.2D6, monoclonal	ChIP, EM, FACS, ICC, IF, IHC, IP, WB	frog, rhesus macaque, zebrafish, human, mouse, rat, guinea pig, canine		



Anti-ITGA3 Antibody, clone P1B5 ZooMAb[®] Mouse Monoclonal

All Photos (7)

Product No.	Clonality	Application	Species Reactivity	Citations	SDS
ZMS1168	P1B5, recombinant monoclonal	ELISA, FACS, ICC, affinity	human	 	

Product No.	Clonality	Application	Species Reactivity	Citations	SDS
		binding assay			



Anti-Jagged 1 antibody produced in goat



[All Photos](#) (1)


Product No.	Clonality	Application	Species Reactivity	Citations	SDS
J4127	polyclonal	ELISA (c), FACS, WB	rat	8	



Anti-Jagged1 Antibody, clone 1C23 ZooMAb[®] Rabbit Monoclonal

[All Photos](#) (12)


Product No.	Clonality	Application	Species Reactivity	Citations	SDS
ZRB1724	1C23, recombinant monoclonal	FACS, ICC, IHC (p), WB, affinity binding assay	human	 	



Anti-JAM-A Antibody, clone BV11

[All Photos](#) (1)

Product No.	Clonality	Application	Species Reactivity	Citations	SDS
MABT128	BV11, monoclonal	FACS, ICC, IP	mouse	2	



ANTI-JMJD2C (C-TERM) antibody produced in rabbit

Synonym(s): GASC1, JHDM3C, JMJD2C, KDM4C, KIAA0780, Lysine-specific demethylase 4C

[All Photos](#) (1)

Product No.	Clonality	Application	Species Reactivity	Citations	SDS
SAB1303837	polyclonal	FACS, WB	human		

Product No.	Clonality	Application	Species Reactivity	Citations	SDS
-------------	-----------	-------------	--------------------	-----------	-----



ANTI-JOSD2(N-TERMINAL) antibody produced in rabbit

Synonym(s): JOSD2, Josephin domain-containing protein 2, Josephin-2

[All Photos \(1\)](#)

Product No.	Clonality	Application	Species Reactivity	Citations	SDS
SAB1306937	polyclonal	FACS, WB	mouse, human		



ANTI-KCNJ6 (CENTER) antibody produced in rabbit

Synonym(s): G protein-activated inward rectifier potassium channel 2, GIRK2, KATP2, KCNJ6, KCNJ7

[All Photos \(1\)](#)

Product No.	Clonality	Application	Species Reactivity	Citations	SDS
SAB1307196	polyclonal	FACS, IHC, WB	human	2	



ANTI-KCNT2 (C-TERM) antibody produced in rabbit

Synonym(s): KCNT2, Potassium channel subfamily T member 2, SLICK

[All Photos \(1\)](#)

Product No.	Clonality	Application	Species Reactivity	Citations	SDS
SAB1301327	polyclonal	FACS, IHC, WB	human		



ANTI-KCNV1 (N-TERM) antibody produced in rabbit

Synonym(s): KCNV1, Potassium voltage-gated channel subfamily V member 1

[All Photos \(2\)](#)

Product No.	Clonality	Application	Species Reactivity	Citations	SDS
SAB1303052	polyclonal	FACS, IHC, WB	mouse, human	1	




ANTI-KCTD12 (CENTER) antibody produced in rabbit

Synonym(s): BTB/POZ domain-containing protein KCTD12, C13orf2, KCTD12, KIAA1778, PFET1, Pfetin, Predominantly fetal expressed T1 domain

[All Photos \(1\)](#)


Product No.	Clonality	Application	Species Reactivity	Citations	SDS
SAB1301428	polyclonal	FACS, IHC, WB	human	4	



Anti-Keap1 Antibody, clone 144

[All Photos](#) (2)

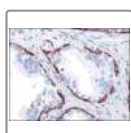
Product No.	Clonality	Application	Species Reactivity	Citations	SDS
MABS514	144, monoclonal	FACS, ICC, WB	human, mouse	6	



Anti-KEAP1, clone 7G4B10 Antibody

[All Photos](#) (3)

Product No.	Clonality	Application	Species Reactivity	Citations	SDS
MABC713	7G4B10, monoclonal	ELISA, FACS, IHC	human		



Anti-Keratin 14 antibody, Rabbit monoclonal

[All Photos](#) (3)

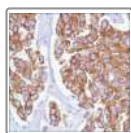
Product No.	Clonality	Application	Species Reactivity	Citations	SDS
SAB5500124	SP53, monoclonal	FACS, IHC	human (tested)	3	



Anti-Keratin 17 antibody, Rabbit monoclonal

[All Photos](#) (3)

Product No.	Clonality	Application	Species Reactivity	Citations	SDS
SAB5500125	SP95, monoclonal	FACS, IHC	human (tested)		



Anti-Keratin 18 antibody, Rabbit monoclonal

[All Photos](#) (3)

Product No.	Clonality	Application	Species Reactivity	Citations	SDS
SAB5500126	SP69, monoclonal	FACS, IHC	human (tested)		



Anti-Keratin 5 antibody, Rabbit monoclonal

All Photos (2)

Product No.	Clonality	Application	Species Reactivity	Citations	SDS
SAB5500129	SP178, monoclonal	FACS, IHC	human (tested)		



All Photos (3) **Anti-Keratin 6 antibody, Rabbit monoclonal**

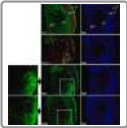
Product No.	Clonality	Application	Species Reactivity	Citations	SDS
SAB5500131	SP87, monoclonal	FACS, IHC	human (tested)		



Anti-Keratin 7 Antibody, clone 304 ZooMAb[®] Rabbit Monoclonal

All Photos (12)

Product No.	Clonality	Application	Species Reactivity	Citations	SDS
ZRB1769	304, recombinant monoclonal	FACS, ICC, IHC (p), WB, affinity binding assay	human	 	



Anti-Ki-67 Antibody, clone Ki-S5



[All Photos](#) (4)

Product No.	Clonality	Application	Species Reactivity	Citations	SDS
MAB4190	Ki-S5, monoclonal	FACS, ICC, IHC (p), WB	human	40	



Anti-Ki-67 Antibody, clone Ki-S5 ZooMAb[®] Mouse Monoclonal

[All Photos](#) (19)

Product No.	Clonality	Application	Species Reactivity	Citations	SDS
ZMS1135	Ki-S5, recombinant monoclonal	FACS, ICC, IHC	human	 	




ANTI-KIF24 (N-TERM) antibody produced in rabbit

Synonym(s): C9orf48, KIF24, Kinesin-like protein KIF24

[All Photos](#) (1)


Product No.	Clonality	Application	Species Reactivity	Citations	SDS
SAB1302880	polyclonal	FACS, IHC, WB	human, mouse		



Anti-KIR3DL2/CD158k Antibody, clone Q66

[All Photos](#) (1)

Product No.	Clonality	Application	Species Reactivity	Citations	SDS
MABF3111	Q66, monoclonal	FACS, IF, WB	human		



ANTI-KIR3DS1 (C-TERM) antibody produced in rabbit

Synonym(s): KIR3DS1, Killer cell immunoglobulin-like receptor 3DS1, MHC class I NK cell receptor, NKAT-10, NKAT10, Natural killer-associated transcript 10

[All Photos](#) (1)

Product No.	Clonality	Application	Species Reactivity	Citations	SDS
SAB1301749	polyclonal	FACS, WB	human		



ANTI-KLC1 (CENTER) antibody produced in rabbit

Synonym(s): KLC, KLC1, KNS2, Kinesin light chain 1

[All Photos](#) (1)

Product No.	Clonality	Application	Species Reactivity	Citations	SDS
SAB1307252	polyclonal	FACS, IHC, WB	human		



Anti-KLF4 antibody produced in rabbit

Synonym(s): EZF, GKLF

[All Photos](#) (8)




Product No.	Clonality	Application	Species Reactivity	Citations	SDS
SAB2701975	polyclonal	FACS, IP, WB	mouse, human, rat	3	

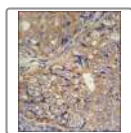


Anti-KLF2 Antibody, clone 1C3 ZooMAb[®] Rabbit Monoclonal

Synonym(s): Anti-Nephrin Antibody, clone 1D16 ZooMAb[®] Rabbit Monoclonal

[All Photos](#) (9)

Product No.	Clonality	Application	Species Reactivity	Citations	SDS
ZRB2181	1C3, recombinant monoclonal	FACS, ICC, IHC, WB, affinity binding assay	human	  	



ANTI-KLHL9 (CENTER) antibody produced in rabbit

Synonym(s): KIAA1354, KLHL9, Kelch-like protein 9

[All Photos](#) (2)


Product No.	Clonality	Application	Species Reactivity	Citations	SDS
SAB1303006	polyclonal	FACS, IHC, WB	human, mouse		



Anti-KLRG1 (mouse), violetFluor[®] 450, clone 2F1 Antibody

[All Photos](#) (1)

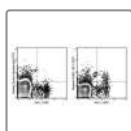
Product No.	Clonality	Application	Species Reactivity	Citations	SDS
MABF144B	2F1, monoclonal	FACS	mouse		



Anti-KLRG1 Antibody (mouse), APC, clone 2F1

[All Photos](#) (2)

Product No.	Clonality	Application	Species Reactivity	Citations	SDS
MABF465	2F1, monoclonal	FACS, IP	mouse		
MABF733	2F1, monoclonal	FACS, IP	mouse		



Anti-KLRG1 Antibody (mouse), clone 2F1

[All Photos](#) (1)

Product No.	Clonality	Application	Species Reactivity	Citations	SDS
MABF467	2F1, monoclonal	FACS, IP	mouse		



Anti-KLRG1 Antibody (mouse), FITC, clone 2F1

[All Photos](#) (2)

Product No.	Clonality	Application	Species Reactivity	Citations	SDS
MABF468	2F1, monoclonal	FACS, IP	mouse		
MABF735	2F1, monoclonal	FACS, IP	mouse		



Anti-KLRG1 Antibody (mouse), PE, clone 2F1



[All Photos](#) (2)


Product No.	Clonality	Application	Species Reactivity	Citations	SDS
MABF466	2F1, monoclonal	FACS, IP	mouse		
MABF734	2F1, monoclonal	FACS, IP	mouse		



Anti-LAG3 Antibody, clone 1B14-H1 **ZooMAb[®]** Rabbit Monoclonal

[All Photos](#) (8)

Product No.	Clonality	Application	Species Reactivity	Citations	SDS
ZRB2231	1B14-H1, recombinant monoclonal	FACS, IHC, WB, affinity binding assay	human, mouse		 




Anti-LAG3 Antibody, clone 4-10-C9

[All Photos](#) (2)

Product No.	Clonality	Application	Species Reactivity	Citations	SDS
MABF954	4-10-C9, monoclonal	FACS, ICC	mouse	4	



Anti-LAG3 Antibody, clone 8C7.1



All Photos (2)

Product No.	Clonality	Application	Species Reactivity	Citations	SDS
MABF294	8C7.1, monoclonal	FACS, WB	human		



Anti-Lamin A Antibody, CT, a.a. 598-611, clone 133A2

All Photos (1)

Product No.	Clonality	Application	Species Reactivity	Citations	SDS
MAB3540	133A2, monoclonal	FACS, ICC, IHC, WB	rat, mouse, canine, bovine, human	10	



Anti-Lamin B2 Antibody, clone LN43



All Photos (1)

Product No.	Clonality	Application	Species Reactivity	Citations	SDS
MAB3536	LN43, monoclonal	FACS, IHC, WB	mouse, hamster, human, <i>Xenopus</i>	7	



Anti-Laminin B2 Antibody, clone 1B9 ZooMAb[®] Rabbit Monoclonal

All Photos (9)

Product No.	Clonality	Application	Species Reactivity	Citations	SDS
ZRB1271	1B9, monoclonal recombinant monoclonal	FACS, IHC (p), WB, affinity binding assay	human		 



Anti-Laminin-5 Antibody, clone D4B5, Alexa Fluor™ 488 conjugated

All

[Photos \(1\)](#)

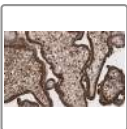
Product No.	Clonality	Application	Species Reactivity	Citations	SDS
MAB19562X	D4B5, monoclonal	FACS, ICC	human	3	



Anti-LAMP-1 (CD107a) Antibody, clone 1D4B

All [Photos \(1\)](#)



Product No.	Clonality	Application	Species Reactivity	Citations	SDS
MABC39	1D4B, monoclonal	FACS, ICC, IHC, IP, WB	mouse	6	



Anti-LAMP-1 Antibody, clone 2E9 ZooMAb® Rabbit Monoclonal

All

[Photos \(11\)](#)


Product No.	Clonality	Application	Species Reactivity	Citations	SDS
ZRB1131	2E9, recombinant monoclonal	FACS, IF, IHC (p), WB	monkey, human	 	



Anti-LAMP2/CD107b Antibody, clone H4B4

All [Photos \(3\)](#)

Product No.	Clonality	Application	Species Reactivity	Citations	SDS
MABC1766	H4B4, monoclonal	ELISA, FACS, ICC, IHC (p), IP, WB	mouse, rat, human, monkey		

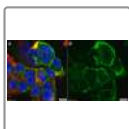


Anti-LARP2 antibody produced in goat

Synonym(s): Anti-DKFZp686L13217, Anti-MGC117277, Anti-MGC75174

[All Photos](#) (1)

Product No.	Clonality	Application	Species Reactivity	Citations
SAB2500582	polyclonal	ELISA (i), FACS, IF	human	



Anti-L1CAM/CD171 Antibody, clone S10.33



[All Photos](#) (1)


Product No.	Clonality	Application	Species Reactivity	Citations	SDS
MABN2299	S10.33, monoclonal	FACS, ICC, IF, IHC (p)	mouse		



Anti-Lck Antibody, clone 2B20 ZooMAb[®] Rabbit Monoclonal

[All Photos](#) (12)

Product No.	Clonality	Application	Species Reactivity	Citations	SDS
ZRB1979	2B20, recombinant monoclonal	FACS, ICC, IHC, WB, affinity binding assay	human		 






Anti-LCMV Nucleoprotein Antibody, clone VL-4

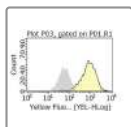
[All Photos](#) (2)

Product No.	Clonality	Application	Species Reactivity	Citations	SDS
MABF2781	VL-4, monoclonal	ELISA, FACS, IHC, Neutral, activity assay	virus		

**All
Photos** (6)

**Anti-LDH-A Antibody, clone 117 ZooMAb[®] Rabbit
Monoclonal**

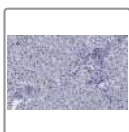
Product No.	Clonality	Application	Species Reactivity	Citations	SDS
ZRB2726	recombinant monoclonal	FACS, IHC, WB, affinity binding assay	mouse, monkey, human, rat	  	



Anti-LDL Receptor Antibody, clone 2H7.1



All Photos (3)

Product No.	Clonality	Application	Species Reactivity	Citations	SDS
MABS1208	2H7.1, monoclonal	FACS, IHC, WB	human	3	



Anti-LDL Receptor Antibody, clone 2N19, ZooMAb[®] Rabbit Monoclonal

[All Photos](#) (21)

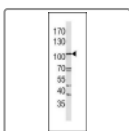
Product No.	Clonality	Application	Species Reactivity	Citations	SDS
ZRB1176	2N19, recombinant monoclonal	FACS, ICC, IHC, WB	human, rat	 	



Anti-Leptin Receptor antibody produced in goat

[All Photos](#) (1)

Product No.	Clonality	Application	Species Reactivity	Citations	SDS
L9536	polyclonal	FACS, IHC (f), WB	mouse	6	



Anti-LGR5 (N-term) antibody produced in rabbit

Synonym(s): G-protein coupled receptor 49, G-protein coupled receptor 67, GPR49, GPR67, LGR5, Leucine-rich repeat-containing G-protein coupled receptor 5 [Precursor], Orphan G-protein coupled receptor HG38

[All Photos](#) (2)

Product No.	Clonality	Application	Species Reactivity	Citations	SDS
SAB1302822	polyclonal	IHC, WB	hamster	3	



ANTI-LGR5/GPR49 (N-TERM) antibody produced in rabbit

All Photos (1) **Synonym(s):** G-protein coupled receptor 49, G-protein coupled receptor 67, GPR49, GPR67, LGR5, Leucine-rich repeat-containing G-protein coupled receptor 5 [Precursor], Orphan G-protein coupled receptor HG38


Product No.	Clonality	Application	Species Reactivity	Citations	SDS
SAB1302821	polyclonal	FACS, IF, IHC, WB	human	1	



Anti-LIBS2 epitope (Integrin beta3 subunit) Antibody, clone ab62

All Photos (1)


Product No.	Clonality	Application	Species Reactivity	Citations	SDS
MABT27	ab62, monoclonal	FACS, WB	human	5	



Anti-LIF Receptor, clone 1C7 (Azide Free) Antibody



All Photos (1)


Product No.	Clonality	Application	Species Reactivity	Citations	SDS
MABD150	1C7, monoclonal	FACS, inhibition assay	human	1	



Anti-LILRB4 Antibody, clone 1H12 ZooMAb[®] Rabbit Monoclonal

All Photos (9)

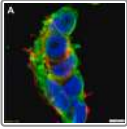
Product No.	Clonality	Application	Species Reactivity	Citations	SDS
ZRB1113	1H12, monoclonal recombinant monoclonal	FACS, ICC, WB, affinity binding assay	human		 



Anti-LIMS1, clone 5G7 Antibody



All Photos (3)

Product No.	Clonality	Application	Species Reactivity	Citations	SDS
MABT494	5G7, monoclonal	ELISA, FACS, IF, WB	human		



Anti-Lin28A Antibody, clone 1E3 ZooMAb[®] Rabbit Monoclonal



All Photos (9)

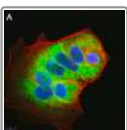
Product No.	Clonality	Application	Species Reactivity	Citations	SDS
ZRB1918	1E3, recombinant monoclonal	FACS, ICC, WB, affinity binding assay	mouse, human	 	



Anti-LIN28B Antibody, clone 1H17 ZooMAb[®] Rabbit Monoclonal



All Photos (11)

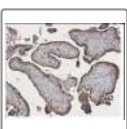
Product No.	Clonality	Application	Species Reactivity	Citations	SDS
ZRB2199	1H17, recombinant monoclonal	FACS, ICC, IHC, WB	human	 	



Anti-LINE-1 ORF1p Antibody, clone 4H1 ZooMAb[®] Mouse Monoclonal

All Photos (8)

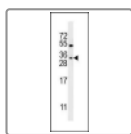
Product No.	Clonality	Application	Species Reactivity	Citations	SDS
ZMS1066	4H1, recombinant monoclonal monoclonal	FACS, ICC, WB	human	 	



Anti-Lipoprotein Lipase Antibody, clone 5D2

All Photos (2)

Product No.	Clonality	Application	Species Reactivity	Citations	SDS
MABS1350	5D2, monoclonal	DB, ELISA, FACS, ICC, IHC, IP, WB	rat, baboon, chicken, mink, feline, bovine, sheep, human, porcine, guinea pig	1	




ANTI-LOC284422 (C-TERM) antibody produced in rabbit

Synonym(s): C19orf77, Transmembrane protein C19orf77

[All Photos](#) (1)

Product No.	Clonality	Application	Species Reactivity	Citations	SDS
SAB1301647	polyclonal	FACS, WB	human		




ANTI-LOC400713 (N-TERM) antibody produced in rabbit

Synonym(s): ZNF880, Zinc finger protein 880

[All Photos](#) (1)

Product No.	Clonality	Application	Species Reactivity	Citations	SDS
SAB1301869	polyclonal	FACS, WB	human, mouse		



Anti-LOX-1 Antibody, clone 15C4



[All Photos](#) (3)

Product No.	Clonality	Application	Species Reactivity	Citations	SDS
MABS1266	15C4, monoclonal	FACS, IF, IHC, WB	human		



Anti-LPCAT1 Antibody, clone 1H15 ZooMAb[®] Rabbit Monoclonal

[All Photos](#) (16)

Product No.	Clonality	Application	Species Reactivity	Citations	SDS
ZRB1279	1H15, recombinant monoclonal	FACS, ICC, IHC (p), WB, affinity	human		 

Product No.	Clonality	Application	Species Reactivity	Citations	SDS
		binding assay			

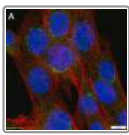


ANTI-LPPR4 (C-TERM) antibody produced in rabbit

Synonym(s): Brain-specific phosphatidic acid phosphatase-like protein 1, KIAA0455, LPPR4, Lipid phosphate phosphatase-related protein type 4, PRG-1, PRG1, Plasticity-related gene 1 protein



**All
Photos** (2)

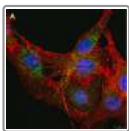
Product No.	Clonality	Application	Species Reactivity	Citations	SDS
SAB1303079	polyclonal	FACS, IHC, WB	human		



Anti-LRBA Antibody, clone 3H22 ZooMAb[®] Rabbit Monoclonal

**All
Photos** (8)



Product No.	Clonality	Application	Species Reactivity	Citations	SDS
ZRB1750	3H22, recombinant monoclonal	FACS, ICC, WB	mouse, human	 	




Anti-LRP1 85kDa subunit Antibody, clone 4G7, ZooMAb[®] Rabbit Monoclonal

Synonym(s): A2MR, APOER, Alpha-2-macroglobulin receptor, Apolipoprotein E receptor, CD91, LRP-1 85 kDa subunit, Prolow-density lipoprotein receptor-related protein 1

**All
Photos** (17)


Product No.	Clonality	Application	Species Reactivity	Citations	SDS
ZRB1311	4G7, monoclonal recombinant monoclonal	FACS, ICC, WB	rat, mouse, human	 	



Anti-LRP6, clone A59, Ectodomain Antibody

All Photos (1)

Product No.	Clonality	Application	Species Reactivity	Citations	SDS
MABS274	A59, monoclonal	FACS, ICC, IP	human	1	



Anti-LTBR Antibody, clone 3C8

[All Photos](#) (1)


Product No.	Clonality	Application	Species Reactivity	Citations	SDS
MABF2049	3C8, monoclonal	FACS	mouse		



Anti-Ly9 (CD229) Antibody, clone Ly9.7.144

[All Photos](#) (1)

Product No.	Description	SDS
MABF1991	purified antibody, from mouse	




Anti-Ly-6C1 Antibody, clone 2H5 ZooMAb® Rabbit Monoclonal

Synonym(s): Anti-TGF β receptor 1 Antibody, clone 4H18 ZooMAb® Rabbit Monoclonal

[All Photos](#) (8)


Product No.	Clonality	Application	Species Reactivity	Citations	SDS
ZRB2454	2H5, recombinant monoclonal	FACS, ICC, IHC, WB, affinity binding assay	mouse		



Anti-Ly-6G (Gr-1) Antibody (mouse), clone RB6-8C5

[All Photos](#) (1)


Product No.	Clonality	Application	Species Reactivity	Citations	SDS
MABF474	RB6-8C5, monoclonal	FACS, IHC	mouse	1	



Anti-Ly-6G (Gr-1) Antibody (mouse), PE-Cy7, clone RB6-8C5

All Photos (1)


Product No.	Clonality	Application	Species Reactivity	Citations	SDS
MABF473	RB6-8C5, monoclonal	FACS, IHC, IP	mouse		



Anti-Ly-6G (Gr-1) Antibody (mouse), PE, clone RB6-8C5

All Photos (1)


Product No.	Clonality	Application	Species Reactivity	Citations	SDS
MABF472	RB6-8C5, monoclonal	FACS, IHC	mouse		



Anti-Ly-6G (mouse), APC-Cy7, clone 1A8 Antibody

All Photos (1)

Product No.	Clonality	Application	Species Reactivity	Citations	SDS
MABF142A	1A8, monoclonal	FACS	mouse		



Anti-Ly-6G (mouse), APC, clone RB6-8C5 Antibody

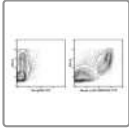
All Photos (1)

Product No.	Clonality	Application	Species Reactivity	Citations	SDS
MABF147D	RB6-8C5, monoclonal	FACS	mouse		

**All
Photos** (1)

**Anti-Ly-6G (mouse), clone RB6-8C5, biotin conjugate
Antibody**

Product No.	Clonality	Application	Species Reactivity	Citations	SDS
MABF147E	RB6-8C5, monoclonal	FACS	mouse		




Anti-Ly-6G (mouse), FITC, clone RB6-8C5 Antibody

All Photos (1)

Product No.	Clonality	Application	Species Reactivity	Citations	SDS
MABF148A	RB6-8C5, monoclonal	FACS	mouse		




Anti-Ly-6G (mouse), PE-Cy7, clone 1A8 Antibody



tos (1)


Product No.	Clonality	Application	Species Reactivity	Citations	SDS
MABF142C	1A8, monoclonal	FACS	mouse		



Anti-Ly-6G (mouse), redFluor[®] 710, clone 1A8 Antibody

[All Photos](#) (1)


Product No.	Clonality	Application	Species Reactivity	Citations	SDS
MABF142E	1A8, monoclonal	FACS	mouse		



Anti-Ly-6G (mouse), redFluor[®] 710, clone RB6-8C5 Antibody

[All Photos](#) (1)


Product No.	Clonality	Application	Species Reactivity	Citations	SDS
MABF148C	RB6-8C5, monoclonal	FACS	mouse		



Anti-Ly-6G (mouse), violetFluor[®] 450, clone 1A8 Antibody

[All Photos](#) (1)


Product No.	Clonality	Application	Species Reactivity	Citations	SDS
MABF142D	1A8, monoclonal	FACS	mouse		



Anti-Ly-6G (mouse), violetFluor[®] 450, clone RB6-8C5 Antibody

[All Photos](#) (1)


Product No.	Clonality	Application	Species Reactivity	Citations	SDS
MABF148B	RB6-8C5, monoclonal	FACS	mouse		



Anti-Ly-6G Antibody (mouse), APC, clone 1A8

[All Photos \(2\)](#)


Product No.	Clonality	Application	Species Reactivity	Citations	SDS
MABF469	1A8, monoclonal	FACS	mouse		
MABF736	1A8, monoclonal	FACS	mouse		



Anti-Ly-6G Antibody (mouse), FITC, clone 1A8

[All Photos \(2\)](#)

Product No.	Clonality	Application	Species Reactivity	Citations	SDS
MABF470	1A8, monoclonal	FACS	mouse		
MABF737	1A8, monoclonal	FACS	mouse		



Anti-Ly-6G Antibody (mouse), PerCP-Cy5.5, clone 1A8

[All Photos \(2\)](#)

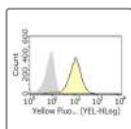
Product No.	Clonality	Application	Species Reactivity	Citations	SDS
MABF471	1A8, monoclonal	FACS	mouse		
MABF738	1A8, monoclonal	FACS	mouse		



Anti-Ly-6G Antibody, clone 1A8 (Azide free)

[All Photos \(1\)](#)


Product No.	Description
MABF839	



Anti-Ly108/Slamf6 Antibody, clone 3E11

All Photos (1)


Product No.	Clonality	Application	Species Reactivity	Citations	SDS
MABF919	3E11, monoclonal	FACS, IP, WB	mouse	1	



Anti-Ly49A Antibody, clone A1

All Photos (1)


Product No.	Clonality	Application	Species Reactivity	Citations	SDS
MABF2090	A1, monoclonal	FACS, ICC, IP	mouse		



Anti-Ly6C Antibody, clone 6C3

All Photos (1)

Product No.	Clonality	Application	Species Reactivity	Citations	SDS
MABN668	6C3, monoclonal	DB, FACS	mouse	3	

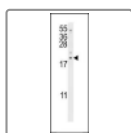


ANTI-LYPL1 (CENTER) antibody produced in rabbit

Synonym(s): LYPLAL1, Lysophospholipase-like protein 1

All Photos (1)

Product No.	Clonality	Application	Species Reactivity	Citations	SDS
SAB1306479	polyclonal	FACS, IHC, WB	mouse, human		



ANTI-LYRM4 (CENTER) antibody produced in rabbit

Synonym(s): C6orf149, ISD11, LYR motif-containing protein 4, LYRM4




All Photos (1)


Product No.	Clonality	Application	Species Reactivity	Citations	SDS
SAB1303000	polyclonal	FACS, IHC, WB	human		



Anti-Lysozyme C Antibody, clone 1K16 ZooMAb[®] Rabbit Monoclonal

All Photos (7)

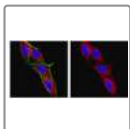
Product No.	Clonality	Application	Species Reactivity	Citations	SDS
ZRB2713	recombinant monoclonal	FACS, ICC, IHC, WB, affinity binding assay	human	  	



Anti-mA20 Antibody/TNFAIP3, clone 37

All Photos (1)

Product No.	Clonality	Application	Species Reactivity	Citations	SDS
MABF220	37, monoclonal	FACS	mouse		



Anti-Macrophages/Granulocytes Antibody, clone OX-41

All Photos (1)

Product No.	Clonality	Application	Species Reactivity	Citations	SDS
MAB1407P	OX-41, monoclonal	FACS, ICC, IHC (p), WB	mouse, human, rat	5	



Anti-Macrophages/Monocytes Antibody, clone ED-1

All Photos (1)

Product No.	Clonality	Application	Species Reactivity	Citations	SDS
MAB1435	ED-1, monoclonal	FACS, IHC, IP, RIA, WB	rat	157	



Anti-Macrophages/Monocytes Antibody, clone MOMA-2


All Photos (1)

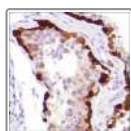
Product No.	Clonality	Application	Species Reactivity	Citations	SDS
MAB1852	MOMA-2, monoclonal	FACS, IHC	mouse	25	



Anti-MAdCAM-1 Antibody, clone MECA-89

[All Photos](#) (1)

Product No.	Clonality	Application	Species Reactivity	Citations	SDS
MABF3150	MECA-89, monoclonal	FACS, ICC, IHC, affinity chromatography, inhibition assay	mouse		



Anti-MAGE-A1 antibody, Rabbit monoclonal

[All Photos](#) (6)

Product No.	Clonality	Application	Species Reactivity	Citations	SDS
SAB5500140	SP194, monoclonal	FACS, IHC	human (tested)	2	
SAB5500139	SP188, monoclonal	FACS, IHC	human (tested)	2	

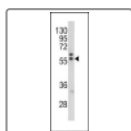


ANTI-MALL (CENTER) antibody produced in rabbit

Synonym(s): BENE, MAL-like protein, MALL, Protein BENE

[All Photos](#) (1)

Product No.	Clonality	Application	Species Reactivity	Citations	SDS
SAB1301741	polyclonal	FACS, WB	human, mouse		

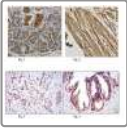


ANTI-MAPE(C-TERMINAL) antibody produced in rabbit

Synonym(s): MAPE, Melanoma antigen preferentially expressed in tumors, OIP4, Opa-interacting protein 4, PRAME

[All Photos](#) (1)

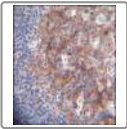
Product No.	Clonality	Application	Species Reactivity	Citations	SDS
SAB1306515	polyclonal	FACS, IHC, WB	human		



Anti-MAP3K5 Antibody, clone 2E4

[All Photos](#) (2)

Product No.	Clonality	Application	Species Reactivity	Citations	SDS
MABC632	2E4, monoclonal	ELISA, FACS, ICC, IHC, WB	human	1	




ANTI-MARCO (N-TERM) antibody produced in rabbit

Synonym(s): MARCO, Macrophage receptor MARCO, Macrophage receptor with collagenous structure, SCARA2, Scavenger receptor class A member 2

[All Photos](#) (2)

Product No.	Clonality	Application	Species Reactivity	Citations	SDS
SAB1303188	polyclonal	FACS, IHC, WB	human	1	



Anti-MATK Antibody, clone 9D7

[All Photos](#) (2)

Product No.	Clonality	Application	Species Reactivity	Citations	SDS
MABC682	9D7, monoclonal	FACS, WB	human		



Anti-Matrix Metalloproteinase-24, Cytoplasmic antibody produced in rabbit

Synonym(s): Anti-MMP-24, Anti-MT5-MMP

[All Photos](#) (1)

Product No.	Clonality	Application	Species Reactivity	Citations
M6559	polyclonal	ELISA (i), FACS, IHC (f), IP, WB	mouse, human	4



Anti-Matrix Metalloproteinase-24, Hinge Region antibody produced in rabbit

Synonym(s): Anti-MMP-24, Anti-MT5-MMP

[All Photos](#) (1)

Product No.	Clonality	Application	Species Reactivity	Citations	SDS
M6684	polyclonal	ELISA (i), FACS, IHC, IP, WB	human, mouse	4	

All Photos (3) Anti-MCAM Antibody, clone P1H12

Product No.	Clonality	Application	Species Reactivity	Citations	SDS
MAB16985	P1H12, monoclonal	ELISA, FACS, ICC, IHC, IP, WB	mouse, canine, human	20	



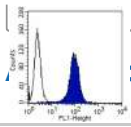
Anti-MCAM Antibody, clone P1H12, biotin conjugated

All Photos (1)

Product No.	Clonality	Application	Species Reactivity	Citations	SDS
MAB16985B	P1H12, monoclonal	ELISA, FACS, ICC, IHC, IP	mouse, human, canine	1	



Anti-MCAM Antibody, clone P1H12, FITC conjugated





os (1)

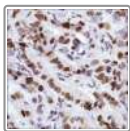
Product No.	Clonality	Application	Species Reactivity	Citations	SDS
MAB16985F	P1H12, monoclonal	FACS	canine, mouse, human	6	



Anti-MCAM/CD146 Antibody, clone 1C21 ZooMAb[®] Rabbit Monoclonal

[All Photos](#) (12)

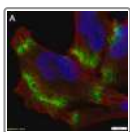
Product No.	Clonality	Application	Species Reactivity	Citations	SDS
ZRB1971	1C21, recombinant monoclonal	FACS, ICC, IHC, WB, affinity binding assay	human, rat	 	



Anti-MCM2 antibody, Rabbit monoclonal



[All Photos](#) (3)

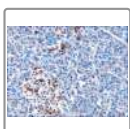
Product No.	Clonality	Application	Species Reactivity	Citations	SDS
SAB5500142	SP85, monoclonal	FACS, IHC	human (tested)	6	



Anti-MCT1/SLC16A1 Antibody, clone 2B21 ZooMAb[®] Rabbit Monoclonal

[All Photos](#) (10)

Product No.	Clonality	Application	Species Reactivity	Citations	SDS
ZRB1881	2B21, recombinant monoclonal	FACS, ICC, WB, affinity binding assay	rat, human	 	



Anti-MDA5/IFIH1 antibody produced in goat

Synonym(s): Anti-Hlcd, Anti-IDDM19, Anti-MGC133047



All Photos (1)

Product No.	Clonality	Application	Species Reactivity	Citations
SAB2500624	polyclonal	ELISA (i), FACS, IHC, WB	human	



Anti-MDM2 Antibody, clone IF2 ZooMAb[®] Mouse Monoclonal

All Photos (16)

Product No.	Clonality	Application	Species Reactivity	Citations	SDS
ZMS1041	IF2, recombinant monoclonal	FACS, ICC, IHC (p), WB	human	 	



Anti-Mdmx Antibody, clone 8C6

All Photos (1)

Product No.	Clonality	Application	Species Reactivity	Citations	SDS
04-1555	8C6, monoclonal	ChIP, FACS, ICC, IHC, IP, WB	human	23	



Anti-MDR1 Antibody, clone JSB-1

All Photos (1)

Product No.	Clonality	Application	Species Reactivity	Citations	SDS
MAB4120	JSB-1, monoclonal	FACS, ICC, IHC, WB	human, hamster	28	



Anti-MDR1 Antibody, clone UIC2, azide free

All Photos (1)


Product No.	Clonality	Application	Species Reactivity	Citations	SDS
MAB4334Z	UIC2, monoclonal	FACS, IF, IHC, IP	primate, human	1	



Anti-MDR1 Antibody, conformational extracellular epitope, clone UIC2

[All Photos](#) (1)

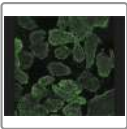
Product No.	Clonality	Application	Species Reactivity	Citations	SDS
MAB4334	UIC2, monoclonal	FACS, IF, IHC (p), IP	primate, human	10	



Anti-MDR1 Antibody, extracellular human specific Pgp, clone MC57

[All Photos](#) (1)


Product No.	Clonality	Application	Species Reactivity	Citations	SDS
MAB4163	MC57, monoclonal	FACS, IHC (p)	human	1	



Anti-MDR1 Antibody, extracellular human specific Pgp, clone MM4.17

[All Photos](#) (1)



Product No.	Clonality	Application	Species Reactivity	Citations	SDS
MAB4162	MM4.17, monoclonal	FACS, IHC	human	5	




Anti-MDR-1 Antibody, clone 1O12 ZooMAb[®] Rabbit Monoclonal

Synonym(s): ATP-dependent translocase ABCB1, CD243, Multidrug resistance protein 1, P-glycoprotein 1, Phospholipid transporter ABCB1, also known as ATP-binding cassette sub-family B member 1

[All Photos](#) (12)

Product No.	Clonality	Application	Species Reactivity	Citations	SDS
ZRB1521	1O12, monoclonal recombinant monoclonal	FACS, ICC, IHC (p), WB, affinity binding assay	human, mouse		 



Anti-MerTK Antibody



[All Photos](#) (1)

Product No.	Clonality	Application	Species Reactivity	Citations	SDS
MABS2246	Mer590, monoclonal	ELISA, FACS, WB, activity assay	human		



Anti-MerTK Antibody, clone 2E14 ZooMAb[®] Rabbit Monoclonal

[All Photos](#) (9)

Product No.	Clonality	Application	Species Reactivity	Citations	SDS
ZRB1806	2E14, recombinant monoclonal	FACS, IHC, WB, affinity binding assay	human, rat	 	



Anti-Mesothelin Antibody, clone MN-1

[All Photos](#) (1)

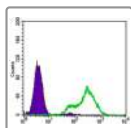
Product No.	Clonality	Application	Species Reactivity	Citations	SDS
MABC1140	MN-1, monoclonal	ELISA, FACS, IHC, WB	human	2	



Anti-Mesothelin antibody, Rabbit monoclonal

[All Photos](#) (2)

Product No.	Clonality	Application	Species Reactivity	Citations	SDS
SAB5500143	SP74, monoclonal	FACS, IHC	human (tested)	1	



Anti-Metadherin Antibody, clone 2F11C3

[All Photos \(3\)](#)

Product No.	Clonality	Application	Species Reactivity	Citations	SDS
MABN699	2F11C3, monoclonal	FACS, IHC, WB	human		



ANTI-MFRN2(N-TERMINAL) antibody produced in rabbit

Synonym(s): MFRN2, Mitochondrial RNA-splicing protein 3/4 homolog, Mitochondrial iron transporter 2, Mitoferrin-2, SLC25A28

[All Photos \(1\)](#)


Product No.	Clonality	Application	Species Reactivity	Citations	SDS
SAB1306500	polyclonal	FACS, IHC, WB	human		



Anti-MGMT Antibody, clone MT3.1

[All Photos \(2\)](#)


Product No.	Clonality	Application	Species Reactivity	Citations	SDS
MAB16200	MT3.1, monoclonal	FACS, ICC, IHC, IP, WB	human	31	



Anti-MHC class II (I-A/I-E) Antibody, clone M5/114

[All Photos \(1\)](#)


Product No.	Clonality	Application	Species Reactivity	Citations	SDS
MABF33	M5/114, monoclonal	FACS, IHC, WB	mouse	12	



Anti-MHC class II (I-A/I-E), APC, clone M5/114 .15.2 Antibody

[All Photos \(1\)](#)


Product No.	Clonality	Application	Species Reactivity	Citations	SDS
MABF80C	M5/114.15.2, monoclonal	FACS	mouse		



Anti-MHC class II (I-A/I-E), FITC, clone M5/114 .15.2 Antibody

All Photos (1)


Product No.	Clonality	Application	Species Reactivity	Citations	SDS
MABF80D	M5/114.15.2, monoclonal	FACS	mouse		



Anti-MHC class II (I-A/I-E), PE, clone M5/114 .15.2 Antibody

All Photos (2)


Product No.	Clonality	Application	Species Reactivity	Citations	SDS
MABF1411	M5/114.15.2, monoclonal	FACS	mouse		
MABF810	M5/114.15.2, monoclonal	FACS	mouse		



Anti-MHC class II (I-A/I-E), redFluor[®] 710, clone M5/114 .15.2 Antibody

All Photos (1)


Product No.	Clonality	Application	Species Reactivity	Citations	SDS
MABF141C	M5/114.15.2, monoclonal	FACS	mouse		



Anti-MHC class II (I-A/I-E), violetFluor[®] 450, clone M5/114 .15.2 Antibody

All Photos (1)

Product No.	Clonality	Application	Species Reactivity	Citations	SDS
MABF141B	M5/114.15.2, monoclonal	FACS	mouse		



Anti-MIC-A MIC-B Antibody, clone 6D4

[All Photos](#) (1)



Product No.	Clonality	Application	Species Reactivity	Citations	SDS
MABF2160	6D4, monoclonal	FACS, IHC, inhibition assay	human	1	



Anti-MICA Antibody, clone 4F8 ZooMAb[®] Rabbit Monoclonal

Synonym(s): MHC class I polypeptide-related sequence A, MIC-A



[All Photos](#) (15)

Product No.	Description	SDS
ZRB1697	recombinant, expressed in HEK 293 cells	 

**All
Photos** (24)

**Anti-MICB Antibody, clone 2K9 ZooMAb[®] Rabbit
Monoclonal**

Synonym(s): MHC class I polypeptide-related sequence B, MIC-B

Product No.	Clonality	Application	Species Reactivity	Citations	SDS
ZRB1439	2K9, monoclonal recombinant monoclonal	FACS, ICC, IHC (p), WB, affinity binding assay	human	 	



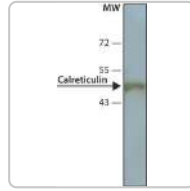
Anti-Microglia Antibody, clone 25F9

All Photos (1)

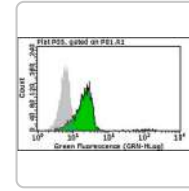
Product No.	Clonality	Application	Species Reactivity	Citations	SDS
MAB1569	25F9, monoclonal	FACS, ICC, IHC	human	1	



Sigma-Aldrich
SAB4700606
 Monoclonal
 Anti-Kappa...



Sigma-Aldrich
C7492
 Monoclonal
 Anti-...



Sigma-Aldrich
MABT18
 Anti-Delta
 Antibody,

[View Price and Availability](#)

[View Price and Availability](#)


[View Price and Availat](#)



Anti-Microglobulin beta2 Antibody, clone BBM.1

[All Photos](#) (2)


Product No.	Clonality	Application	Species Reactivity	Citations	SDS
MABF1968	BBM.1, monoclonal	FACS, IHC, WB, inhibition assay	human		



Anti-Microsialin/CD68 Antibody, clone 9

[All Photos](#) (1)

Product No.	Clonality	Application	Species Reactivity	Citations	SDS
MABF216	9, monoclonal	FACS	mouse		



Anti-MIF Antibody, clone M1, preservative free



[All Photos](#) (1)

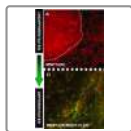
Product No.	Clonality	Application	Species Reactivity	Citations	SDS
MABF111	M1, monoclonal	FACS, Neutral, WB	human	1	



Anti-MMP14 Antibody, clone LEM-2/15.8 ZooMAb[®] Mouse Monoclonal

[All Photos](#) (11)

Product No.	Clonality	Application	Species Reactivity	Citations	SDS
ZMS1060	LEM-2/15.8, recombinant monoclonal	FACS, ICC, IHC (p), WB	human	 	



Anti-MMP-14 Antibody



[All Photos](#) (3)

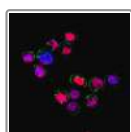
Product No.	Clonality	Application	Species Reactivity	Citations	SDS
AB8345	polyclonal	ELISA, FACS, ICC, IP, WB	human	14	



Anti-MMP-14 Antibody, clone 1J5 ZooMAb[®] Rabbit Monoclonal

[All Photos](#) (12)


Product No.	Clonality	Application	Species Reactivity	Citations	SDS
ZRB1760	1J5, monoclonal recombinant monoclonal	FACS, ICC, IHC (p), WB, affinity binding assay	mouse, human	 	



Anti-MNDA Antibody, clone 3C1


[All Photos](#) (1)


Product No.	Clonality	Application	Species Reactivity	Citations	SDS
MABC1170	3C1, monoclonal	DB, FACS, ICC, IP, WB	human	1	



Anti-Mouse c-Kit/CD117 (ACK2) ColorWheel[®] Dye-Ready mAb


[All Photos](#) (7)


Product No.	Clonality	Application	Species Reactivity	Citations	SDS
CWA-1133	ACK2, monoclonal	FACS	mouse		



Anti-Mouse CD104 (346-11A) ColorWheel® Dye-Ready mAb


[All Photos](#) (6)


Product No.	Clonality	Application	Species Reactivity	Citations	SDS
CWA-1123	346-11A, monoclonal	FACS			



Anti-Mouse CD11a (M17/4) ColorWheel® Dye-Ready mAb


[All Photos](#) (6)


Product No.	Clonality	Application	Species Reactivity	Citations	SDS
CWA-1121	M17/4, monoclonal	FACS			



Anti-Mouse CD11b (M1/70) ColorWheel® Dye-Ready mAb


[All Photos](#) (7)


Product No.	Clonality	Application	Species Reactivity	Citations	SDS
CWA-1006	M1/70, monoclonal	FACS	mouse		



Anti-Mouse CD134/OX40 (OX-86) ColorWheel® Dye-Ready mAb


[All Photos](#) (4)

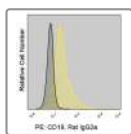
Product No.	Clonality	Application	Species Reactivity	Citations	SDS
CWA-1170	OX-86, monoclonal	FACS	mouse		



Anti-Mouse CD16/CD32 (93) ColorWheel® Dye-Ready mAb


All Photos (6)

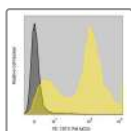
Product No.	Clonality	Application	Species Reactivity	Citations	SDS
CWA-1085	93, monoclonal	FACS	mouse		



Anti-Mouse CD18 (M18/2) ColorWheel® Dye-Ready mAb


All Photos (6)


Product No.	Clonality	Application	Species Reactivity	Citations	SDS
CWA-1076	M18/2, monoclonal	FACS	mouse		



Anti-Mouse CD19 (1D3) ColorWheel® Dye-Ready mAb


All Photos (7)

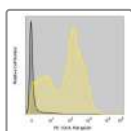
Product No.	Clonality	Application	Species Reactivity	Citations	SDS
CWA-1048	1D3, monoclonal	FACS	mouse		



Anti-Mouse CD23 (2G8) ColorWheel® Dye-Ready mAb


All Photos (7)


Product No.	Clonality	Application	Species Reactivity	Citations	SDS
CWA-1003	2G8, monoclonal	FACS	mouse		



Anti-Mouse CD24 (M1/69) ColorWheel® Dye-Ready mAb


All Photos (7)

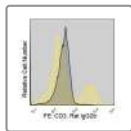
Product No.	Clonality	Application	Species Reactivity	Citations	SDS
CWA-1054	M1/69, monoclonal	FACS	mouse		



Anti-Mouse CD25 (PC61.5) ColorWheel® Dye-Ready mAb


All Photos (4)


Product No.	Clonality	Application	Species Reactivity	Citations	SDS
CWA-1154	PC61.5, monoclonal	FACS	mouse		



Anti-Mouse CD3 (17A2) ColorWheel® Dye-Ready mAb


All Photos (4)

Product No.	Clonality	Application	Species Reactivity	Citations	SDS
CWA-1150	17A2, monoclonal	FACS	mouse		



Anti-Mouse CD357 (DTA-1) ColorWheel® Dye-Ready mAb

All Photos (6)


Product No.	Clonality	Application	Species Reactivity	Citations	SDS
CWA-1116	DTA-1, monoclonal	FACS			



Anti-Mouse CD36 Antibody, Clone 63


All Photos (1)

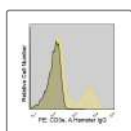
Product No.	Clonality	Application	Species Reactivity	Citations	SDS
MABF956	63, monoclonal	FACS, inhibition assay	mouse, rat		



Anti-Mouse CD38 (90) ColorWheel® Dye-Ready mAb


All Photos (7)

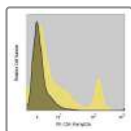
Product No.	Clonality	Application	Species Reactivity	Citations	SDS
CWA-1038	90, monoclonal	FACS	mouse		



Anti-Mouse CD3e (145-2C11) ColorWheel® Dye-Ready mAb


All Photos (4)

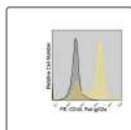
Product No.	Clonality	Application	Species Reactivity	Citations	SDS
CWA-1152	145-2C11, monoclonal	FACS	mouse		



Anti-Mouse CD4 (GK1.5) ColorWheel® Dye-Ready mAb


All Photos (6)


Product No.	Clonality	Application	Species Reactivity	Citations	SDS
CWA-1107	GK1.5, monoclonal	FACS	mouse		



Anti-Mouse CD40 (FGK45) ColorWheel® Dye-Ready mAb


All Photos (7)

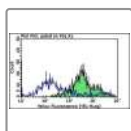
Product No.	Clonality	Application	Species Reactivity	Citations	SDS
CWA-1136	FGK45, monoclonal	FACS	mouse		



Anti-Mouse CD41 (MWRReg30) ColorWheel® Dye-Ready mAb

All Photos (7)


Product No.	Clonality	Application	Species Reactivity	Citations	SDS
CWA-1046	MWRReg30, monoclonal	FACS	mouse		



Anti-mouse CD44 (H-CAM) Antibody, clone KM201


All Photos (1)

Product No.	Clonality	Application	Species Reactivity	Citations	SDS
MABT78	KM201, monoclonal	FACS	mouse	2	





Anti-Mouse CD45 (30-F11) ColorWheel® Dye-Ready mAb

All Photos (7)

Product No.	Clonality	Application	Species Reactivity	Citations	SDS
CWA-1059	30-F11, monoclonal	FACS	mouse		


All Photos (7) **Anti-Mouse CD45.1 (A20) ColorWheel® Dye-Ready mAb**

Product No.	Clonality	Application	Species Reactivity	Citations	SDS
CWA-1058	A20, monoclonal	FACS	mouse		




Anti-Mouse CD45R/B220 (RA3-6B2) ColorWheel® Dye-Ready mAb

All Photos (7)

Product No.	Clonality	Application	Species Reactivity	Citations	SDS
CWA-1015	RA3-6B2, monoclonal	FACS	mouse		




Anti-Mouse CD49b (HMa2) ColorWheel® Dye-Ready mAb



[All Photos](#) (4)


Product No.	Clonality	Application	Species Reactivity	Citations	SDS
CWA-1140	HMa2, monoclonal	FACS	mouse		



Anti-Mouse CD5 (53-7.3) ColorWheel® Dye-Ready mAb

[All Photos](#) (7)

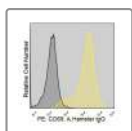
Product No.	Clonality	Application	Species Reactivity	Citations	SDS
CWA-1032	53-7.3, monoclonal	FACS	mouse		



Anti-Mouse CD62L (MEL-14) Colorwheel® Dye-Ready mAb

[All Photos](#) (4)


Product No.	Clonality	Application	Species Reactivity	Citations	SDS
CWA-1061	MEL-14, monoclonal	FACS	mouse		



Anti-Mouse CD69 (H1.2F3) ColorWheel® Dye-Ready mAb

[All Photos](#) (4)

Product No.	Clonality	Application	Species Reactivity	Citations	SDS
CWA-1153	H1.2F3, monoclonal	FACS	mouse		




Anti-Mouse CD80 (16-10A1) ColorWheel® Dye-Ready mAb

[All Photos](#) (7)

Product No.	Clonality	Application	Species Reactivity	Citations	SDS
CWA-1022	16-10A1, monoclonal	FACS	mouse		




Anti-Mouse CD86/B7-2 (GL-1) ColorWheel® Dye-Ready mAb



[All Photos](#) (7)

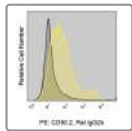
Product No.	Clonality	Application	Species Reactivity	Citations	SDS
CWA-1055	GL-1, monoclonal	FACS	mouse		



Anti-Mouse CD8a (53-6.7) ColorWheel® Dye-Ready mAb

[All Photos](#) (4)


Product No.	Clonality	Application	Species Reactivity	Citations	SDS
CWA-1151	53-6.7, monoclonal	FACS	mouse		



Anti-Mouse CD90.2 (30-H12) ColorWheel® Dye-Ready mAb

[All Photos](#) (7)

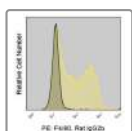
Product No.	Clonality	Application	Species Reactivity	Citations	SDS
CWA-1008	30-H12, monoclonal	FACS	mouse		



Anti-Mouse CTLA-4/CD152 (UC10-4F10-11) ColorWheel® Dye-Ready mAb

[All Photos](#) (4)


Product No.	Clonality	Application	Species Reactivity	Citations	SDS
CWA-1177	UC10-4F10-11, monoclonal	FACS	mouse		



Anti-Mouse F4/80 (BM8.1) ColorWheel® Dye-Ready mAb


[All Photos](#) (7)


Product No.	Clonality	Application	Species Reactivity	Citations	SDS
CWA-1005	BM8.1, monoclonal	FACS	mouse		



Anti-Mouse FcεR1 (MAR-1) ColorWheel® Dye-Ready mAb

[All Photos](#) (4)


Product No.	Clonality	Application	Species Reactivity	Citations	SDS
CWA-1137	MAR-1, monoclonal	FACS	mouse		



Anti-mouse IFN gamma -PE Antibody, clone XMG1.2

[All Photos](#) (1)

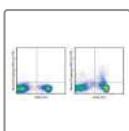
Product No.	Clonality	Application	Species Reactivity	Citations	SDS
FCMAB243P	XMG1.2, monoclonal	FACS	mouse		



Anti-mouse IFN gamma, APC, clone XMG1.2 Antibody

[All Photos](#) (1)


Product No.	Clonality	Application	Species Reactivity	Citations	SDS
MABF151C	XMG1.2, monoclonal	FACS	mouse		



Anti-mouse IFN gamma, FITC, clone XMG1.2 Antibody

[All Photos](#) (1)

Product No.	Clonality	Application	Species Reactivity	Citations	SDS
MABF151D	XMG1.2, monoclonal	FACS	mouse		



Anti-mouse IFN gamma, PE-Cy7, clone XMG1.2 Antibody

[All Photos](#) (2)

Product No.	Clonality	Application	Species Reactivity	Citations	SDS
MABF1520	XMG1.2,	FACS	mouse		


Product No.	Clonality	Application	Species Reactivity	Citations	SDS
	monoclonal				
MABF1519	XMG1.2, monoclonal	FACS	mouse		



Anti-mouse IFN gamma, violetFluor[®] 450, clone XMG1.2 Antibody


All Photos (1)


Product No.	Clonality	Application	Species Reactivity	Citations	SDS
MABF152A	XMG1.2, monoclonal	FACS	mouse		



Anti-Mouse IFN-γ (XMG1.2) ColorWheel[®] Dye-Ready mAb

All Photos (6)


Product No.	Clonality	Application	Species Reactivity	Citations	SDS
CWA-1087	XMG1.2, monoclonal	FACS	mouse		



Anti-Mouse Ig Kappa Light Chain antibody, Rabbit monoclonal

All Photos (3)


Product No.	Clonality	Application	Species Reactivity	Citations	SDS
SAB5600201	RM103, monoclonal recombinant monoclonal	ELISA, FACS, ICC, IHC, IP, WB	mouse	1	



Anti-Mouse Ig Lamda Light Chain antibody, Rabbit monoclonal

All Photos (3)

Product No.	Clonality	Application	Species Reactivity	Citations	SDS
SAB5600200	RM110, monoclonal recombinant monoclonal	ELISA, FACS, ICC, IHC, IP, WB	mouse		



Anti-Mouse IgA antibody, Rabbit monoclonal

[All Photos](#) (3)

Product No.	Clonality	Application	Species Reactivity	Citations	SDS
SAB5600003	RM220, monoclonal recombinant monoclonal	ELISA, FACS, ICC, IHC, IP	mouse	1	



Anti-Mouse IgG (Fab specific) F(ab')₂ fragment-FITC antibody produced in goat

[All Photos](#) (1)

Product No.	Clonality	Application	Species Reactivity	Citations	SDS
F2653	polyclonal	FACS, IHC (p)		16	



Anti-Mouse IgG (Fc specific) F(ab')₂ fragment-FITC antibody produced in goat

[All Photos](#) (1)

Product No.	Clonality	Application	Species Reactivity	Citations	SDS
F2772	polyclonal	FACS, IHC (p)		14	



Anti-Mouse IgG (H+L)-Rhodamine antibody produced in donkey

Synonym(s): TRITC

[All Photos](#) (1)

Product No.	Clonality	Application	Species Reactivity	Citations	SDS
SAB3701099	polyclonal	ELISA, FACS, IF, IF (d)	mouse	2	



Anti-Mouse IgG (H+L), Biotin antibody produced in goat

[All Photos](#) (1)

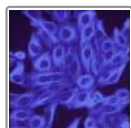
Product No.	Clonality	Application	Species Reactivity	Citations	SDS
SAB4600004	polyclonal	FACS, ICC, IF, IHC	mouse	9	



Anti-Mouse IgG (H+L), CF[™] 350 antibody produced in chicken

[All Photos](#) (1)


Product No.	Clonality	Application	Species Reactivity	Citations	SDS
SAB4600411	polyclonal	ELISA (i), FACS, ICC, IF, IHC, WB	mouse		
SAB4600410	polyclonal	ELISA (i), FACS, ICC, IF, IHC, WB	mouse		



Anti-Mouse IgG (H+L), CF[™] 350 antibody produced in goat

[All Photos](#) (2)

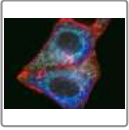
Product No.	Clonality	Application	Species Reactivity	Citations	SDS
SAB4600013	polyclonal	FACS, ICC, IF, IHC	mouse		



Anti-Mouse IgG (H+L), CF[™] 405M antibody produced in goat

[All Photos](#) (1)

Product No.	Clonality	Application	Species Reactivity	Citations	SDS
SAB4600019	polyclonal	FACS, ICC, IF, IHC	mouse		



Anti-Mouse IgG (H+L), CF™ 405S antibody produced in goat

All

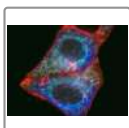
Photos (2)

Product No.	Clonality	Application	Species Reactivity	Citations	SDS
SAB4600023	polyclonal	FACS, ICC, IF, IHC	mouse	4	

[All Photos](#) (6)

Anti-Mouse IgG (H+L), CF™ 488A antibody produced in chicken

Product No.	Clonality	Application	Species Reactivity	Citations	SDS
SAB4600029	polyclonal	FACS, ICC, IF, IHC	mouse		



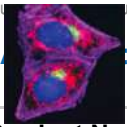
Anti-Mouse IgG (H+L), CF™ 488A antibody produced in goat

[All Photos](#) (6)

Product No.	Clonality	Application	Species Reactivity	Citations	SDS
SAB4600042	polyclonal	FACS, ICC, IF, IHC	mouse	22	




Anti-Mouse IgG (H+L), CF™ 555 antibody produced in goat



[Photos](#) (6)

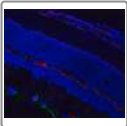
Product No.	Clonality	Application	Species Reactivity	Citations	SDS
SAB4600066	polyclonal	FACS, ICC, IF, IHC	mouse	9	



Anti-Mouse IgG (H+L), CF™ 568 antibody produced in chicken

[All Photos](#) (1)

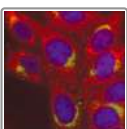
Product No.	Clonality	Application	Species Reactivity	Citations	SDS
SAB4600425	polyclonal	ELISA (i), FACS, ICC, IF, IHC, WB	mouse	1	
SAB4600424	polyclonal	ELISA (i), FACS, ICC, IF, IHC, WB	mouse		



Anti-Mouse IgG (H+L), CF™ 568 antibody produced in F(ab')2 fragment of goat

[All Photos](#) (1)


Product No.	Clonality	Application	Species Reactivity	Citations	SDS
SAB4600309	polyclonal	ELISA (i), FACS, ICC, IF, IHC, WB	mouse	1	



Anti-Mouse IgG (H+L), CF™ 568 antibody produced in goat

[All Photos](#) (3)

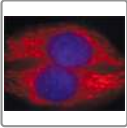
Product No.	Clonality	Application	Species Reactivity	Citations	SDS
SAB4600082	polyclonal	FACS, ICC, IF, IHC	mouse	12	



Anti-Mouse IgG (H+L), CF™ 594 antibody produced in chicken

[All Photos](#) (3)

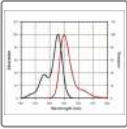
Product No.	Clonality	Application	Species Reactivity	Citations	SDS
SAB4600092	polyclonal	FACS, ICC, IF, IHC	mouse	1	



Anti-Mouse IgG (H+L), CF™ 594 antibody produced in goat

[All Photos](#) (3)

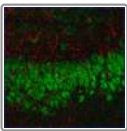
Product No.	Clonality	Application	Species Reactivity	Citations	SDS
SAB4600105	polyclonal	FACS, ICC, IF, IHC	mouse	1	



Anti-Mouse IgG (H+L), CF™ 633 antibody produced in chicken

[All Photos](#) (4)

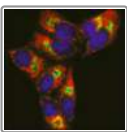
Product No.	Clonality	Application	Species Reactivity	Citations	SDS
SAB4600125	polyclonal	FACS, ICC, IF, IHC	mouse		



Anti-Mouse IgG (H+L), CF™ 633 antibody produced in F(ab')₂ fragment of goat

[All Photos](#) (2)

Product No.	Clonality	Application	Species Reactivity	Citations	SDS
SAB4600333	polyclonal	ELISA (i), FACS, ICC, IF, IHC, WB	mouse	5	



Anti-Mouse IgG (H+L), CF™ 633 antibody produced in goat

[All Photos](#) (4)

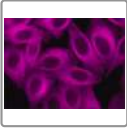
Product No.	Clonality	Application	Species Reactivity	Citations	SDS
SAB4600138	polyclonal	FACS, ICC, IF, IHC	mouse	2	



Anti-Mouse IgG (H+L), CF™ 640R antibody produced in goat

[All Photos](#) (3)


Product No.	Clonality	Application	Species Reactivity	Citations	SDS
SAB4600161	polyclonal	FACS, ICC, IF, IHC	mouse		



Anti-Mouse IgG (H+L), CF™ 647 antibody produced in goat

[All Photos](#) (2)


Product No.	Clonality	Application	Species Reactivity	Citations	SDS
SAB4600182	polyclonal	FACS, ICC, IF, IHC	mouse	5	



Anti-Mouse IgG (H+L), CF™ 660C antibody produced in goat

[All Photos](#) (2)

Product No.	Clonality	Application	Species Reactivity	Citations	SDS
SAB4600191	polyclonal	FACS, ICC, IF, IHC	mouse		



Anti-Mouse IgG (H+L), CF™ 750 antibody produced in goat

[All Photos](#) (1)

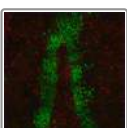
Product No.	Clonality	Application	Species Reactivity	Citations	SDS
SAB4600211	polyclonal	FACS, ICC, IF, IHC	mouse		



Anti-Mouse IgG (H+L), F(ab')₂ fragment, CF™ 488A antibody produced in goat

[All Photos](#) (2)

Product No.	Clonality	Application	Species Reactivity	Citations	SDS
SAB4600387	polyclonal	ELISA (i), FACS, ICC, IF, IHC, WB	mouse	11	

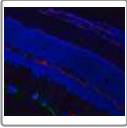


Anti-Mouse IgG (H+L), F(ab')₂ fragment, CF™ 555 antibody produced in goat

[All Photos](#) (2)

Product No.	Clonality	Application	Species Reactivity	Citations	SDS
SAB4600299	polyclonal	ELISA (i), FACS, ICC, IF, IHC, WB	mouse	6	

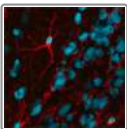
Product No. Clonality Application Species Reactivity Citations SDS



Anti-Mouse IgG (H+L), F(ab')₂ fragment, CF™ 568 antibody produced in goat

All Photos (1)

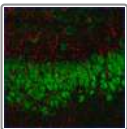
Product No.	Clonality	Application	Species Reactivity	Citations	SDS
SAB4600401	polyclonal	ELISA (i), FACS, ICC, IF, IHC, WB	mouse		



Anti-Mouse IgG (H+L), F(ab')₂ fragment, CF™ 594 antibody produced in goat

All Photos (1)

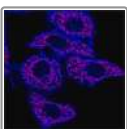
Product No.	Clonality	Application	Species Reactivity	Citations	SDS
SAB4600321	polyclonal	ELISA (i), FACS, ICC, IF, IHC, WB	mouse	2	
SAB4600402	polyclonal	ELISA (i), FACS, ICC, IF, IHC, WB	mouse	2	



Anti-Mouse IgG (H+L), F(ab')₂ fragment, CF™ 633 antibody produced in goat

All Photos (2)

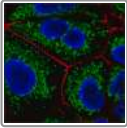
Product No.	Clonality	Application	Species Reactivity	Citations	SDS
SAB4600403	polyclonal	ELISA (i), FACS, ICC, IF, IHC, WB	mouse		



Anti-Mouse IgG (H+L), F(ab')₂ fragment, CF™ 640R antibody produced in goat

All Photos (1)

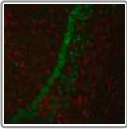
Product No.	Clonality	Application	Species Reactivity	Citations	SDS
SAB4600396	polyclonal	ELISA (i), FACS, ICC, IF, IHC, WB	mouse	3	
SAB4600397	polyclonal	ELISA (i), FACS, ICC, IF, IHC, WB	mouse	4	



Anti-Mouse IgG (H+L), F(ab')₂ fragment, CF™ 647 antibody produced in goat

All
Photos (1)

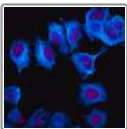
Product No.	Clonality	Application	Species Reactivity	Citations	SDS
SAB4600392	polyclonal	ELISA (i), FACS, ICC, IF, IHC, WB	mouse		
SAB4600351	polyclonal	ELISA (i), FACS, ICC, IF, IHC, WB	mouse	3	



Anti-Mouse IgG (H+L), F(ab')₂ fragment, CF™ 680 antibody produced in goat

All
Photos (2)

Product No.	Clonality	Application	Species Reactivity	Citations	SDS
SAB4600394	polyclonal	ELISA (i), FACS, ICC, IF, IHC, WB	mouse		
SAB4600361	polyclonal	ELISA (i), FACS, ICC, IF, IHC, WB	mouse	2	



Anti-Mouse IgG (H+L), highly cross-adsorbed (min X Rat), CF™ 405M antibody produced in goat

All
Photos (1)

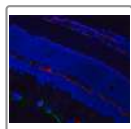
Product No.	Clonality	Application	Species Reactivity	Citations	SDS
SAB4600429	polyclonal	ELISA (i), FACS, ICC, IF, IHC, WB	mouse		
SAB4600428	polyclonal	ELISA (i), FACS, ICC, IF, IHC, WB	mouse		



Anti-Mouse IgG (H+L), highly cross-adsorbed (min X Rat), CF™ 488A antibody produced in goat

All
Photos (2)

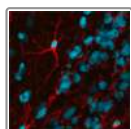
Product No.	Clonality	Application	Species Reactivity	Citations	SDS
SAB4600236	polyclonal	ELISA (i), FACS, ICC, IF, IHC, WB	mouse		
SAB4600235	polyclonal	ELISA (i), FACS, ICC, IF, IHC, WB	mouse		



Anti-Mouse IgG (H+L), highly cross-adsorbed (min X Rat), CF™ 568 antibody produced in goat

All Photos (1)

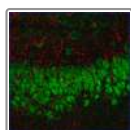
Product No.	Clonality	Application	Species Reactivity	Citations	SDS
SAB4600311	polyclonal	ELISA (i), FACS, ICC, IF, IHC, WB	mouse	1	
SAB4600312	polyclonal	ELISA (i), FACS, ICC, IF, IHC, WB	mouse	1	



Anti-Mouse IgG (H+L), highly cross-adsorbed (min X Rat), CF™ 594 antibody produced in goat

All Photos (1)

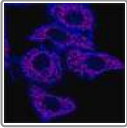
Product No.	Clonality	Application	Species Reactivity	Citations	SDS
SAB4600323	polyclonal	ELISA (i), FACS, ICC, IF, IHC, WB	mouse	1	
SAB4600324	polyclonal	ELISA (i), FACS, ICC, IF, IHC, WB	mouse		



Anti-Mouse IgG (H+L), highly cross-adsorbed (min X Rat), CF™ 633 antibody produced in goat

All Photos (2)

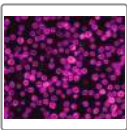
Product No.	Clonality	Application	Species Reactivity	Citations	SDS
SAB4600431	polyclonal	ELISA (i), FACS, ICC, IF, IHC, WB	mouse		



Anti-Mouse IgG (H+L), highly cross-adsorbed (min X Rat), CF™ 640R antibody produced in goat

All
Photos (1)

Product No.	Clonality	Application	Species Reactivity	Citations	SDS
SAB4600343	polyclonal	ELISA (i), FACS, ICC, IF, IHC, WB	mouse		
SAB4600344	polyclonal	ELISA (i), FACS, ICC, IF, IHC, WB	mouse		



Anti-Mouse IgG (H+L), highly cross-adsorbed (min X Rat), CF™ 660C antibody produced in goat

All
Photos (1)

Product No.	Clonality	Application	Species Reactivity	Citations	SDS
SAB4600451	polyclonal	ELISA (i), FACS, ICC, IF, IHC, WB	mouse	1	

Алматы (7273)495-231
Ангарск (3955)60-70-56
Архангельск (8182)63-90-72
Астрахань (8512)99-46-04
Барнаул (3852)73-04-60
Белгород (4722)40-23-64
Благовещенск (4162)22-76-07
Брянск (4832)59-03-52
Владивосток (423)249-28-31
Владикавказ (8672)28-90-48
Владимир (4922)49-43-18
Волгоград (844)278-03-48
Вологда (8172)26-41-59
Воронеж (473)204-51-73
Екатеринбург (343)384-55-89

Иваново (4932)77-34-06
Ижевск (3412)26-03-58
Иркутск (395)279-98-46
Казань (843)206-01-48
Калининград (4012)72-03-81
Калуга (4842)92-23-67
Кемерово (3842)65-04-62
Киров (8332)68-02-04
Коломна (4966)23-41-49
Кострома (4942)77-07-48
Краснодар (861)203-40-90
Красноярск (391)204-63-61
Курск (4712)77-13-04
Курган (3522)50-90-47
Липецк (4742)52-20-81

Магнитогорск (3519)55-03-13
Москва (495)268-04-70
Мурманск (8152)59-64-93
Набережные Челны (8552)20-53-41
Нижегород (831)429-08-12
Новокузнецк (3843)20-46-81
Новосибирск (3496)41-32-12
Новосибирск (383)227-86-73
Омск (3812)21-46-40
Орел (4862)44-53-42
Оренбург (3532)37-68-04
Пенза (8412)22-31-16
Петрозаводск (8142)55-98-37
Псков (8112)59-10-37

Пермь (342)205-81-47
Ростов-на-Дону (863)308-18-15
Рязань (4912)46-61-64
Самара (846)206-03-16
Саранск (8342)22-96-24
Санкт-Петербург (812)309-46-40
Саратов (845)249-38-78
Севастополь (8692)22-31-93
Симферополь (3652)67-13-56
Смоленск (4812)29-41-54
Сочи (862)225-72-31
Ставрополь (8652)20-65-13
Сургут (3462)77-98-35
Сыктывкар (8212)25-95-17
Тамбов (4752)50-40-97

Тверь (4822)63-31-35
Тольятти (8482)63-91-07
Томск (3822)98-41-53
Тула (4872)33-79-87
Тюмень (3452)66-21-18
Ульяновск (8422)24-23-59
Улан-Удэ (3012)59-97-51
Уфа (347)229-48-12
Хабаровск (4212)92-98-04
Чебоксары (8352)28-53-07
Челябинск (351)202-03-61
Череповец (8202)49-02-64
Чита (3022)38-34-83
Якутск (4112)23-90-97
Ярославль (4852)69-52-93

Россия +7(495)268-04-70

Казахстан +7(7172)727-132

Киргизия +996(312)96-26-47